Annex D

1-0494/20-01-01_AnnexD

Setup photos of the Equipment Under Test

This addendum is electronically signed and valid without handwritten signature.
For verification of the electronic signatures, the public keys can be requested at the testing laboratory.

Document authorized:

cn=Michael Dorongovski, o=CTC advanced GmbH, ou=DOR-210422, email=Michael.Dorongovski@ctcadvanced.com, c=DE
2021.05.31 16:29:37 +02'00'

Sebastian Janoschka
Lab Manager
Radio Communications & EMC

Photos



Photo 1: EUT at the semi-anechoic chamber



Photo 2: EUT at the semi-anechoic chamber



Photo 3: AC conducted test setup

Photo 4: EUT at the fully anechoic chamber

Photo 5: EUT at the fully anechoic chamber



Photo 6: EUT at the fully anechoic chamber



Photo 7: EUT at the fully anechoic chamber (1-18 GHz)



Photo 8: EUT at the fully anechoic chamber (1-18 GHz)



Photo 9: EUT at the fully anechoic chamber (1-18 GHz)



Photo 10: EUT at the fully anechoic chamber (1-18 GHz)



Photo 11: EUT at the fully anechoic chamber (1-18 GHz)



Photo 12: EUT at the fully anechoic chamber (1-18 GHz)



Photo 13: 18- 40 GHz



Photo 14: 18- 40 GHz



Photo 15: Efficient use of spectrum test

Photo 16: Efficient use of spectrum test

Document history

Version	Applied changes	Date of release
	initial release	2021-04-06

- END OF DOCUMENT -