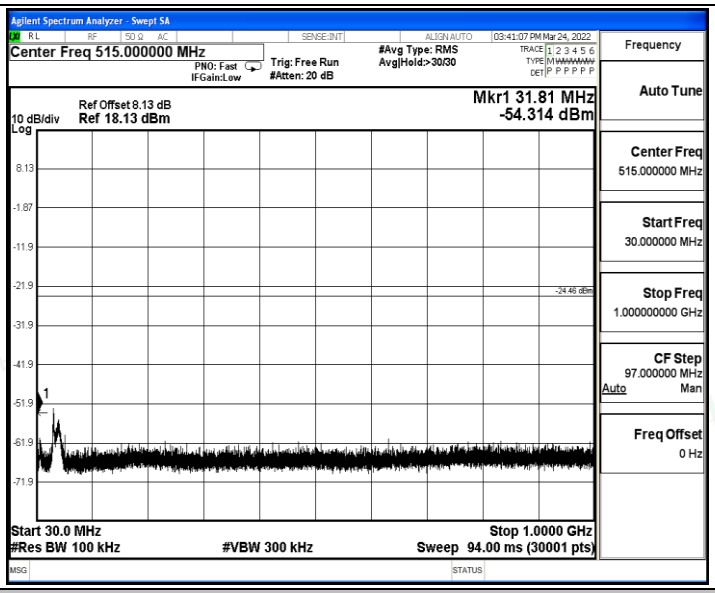

11G_Ant1_2462_1000~26500

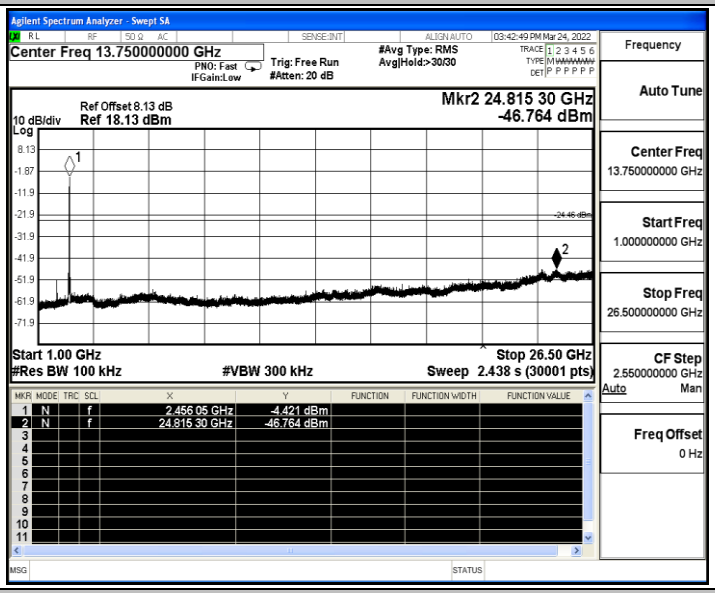

11N20SISO_Ant1_2412_0~Reference

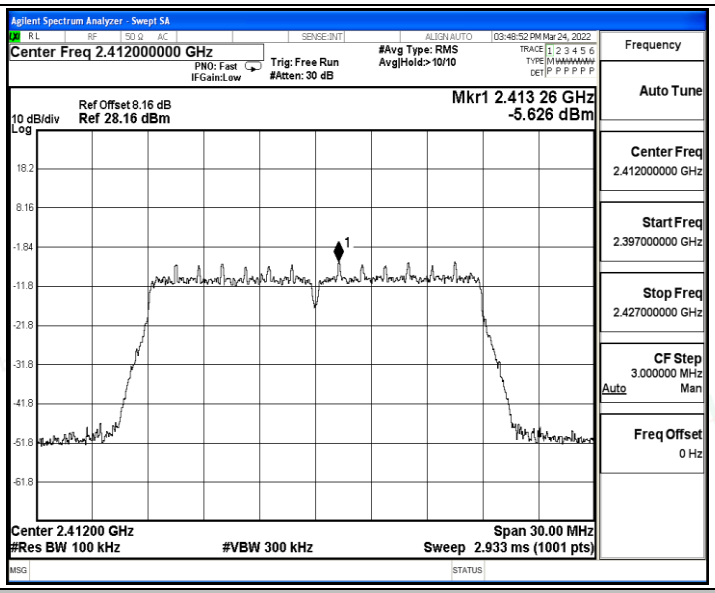

11N20SISO_Ant1_2412_30~1000

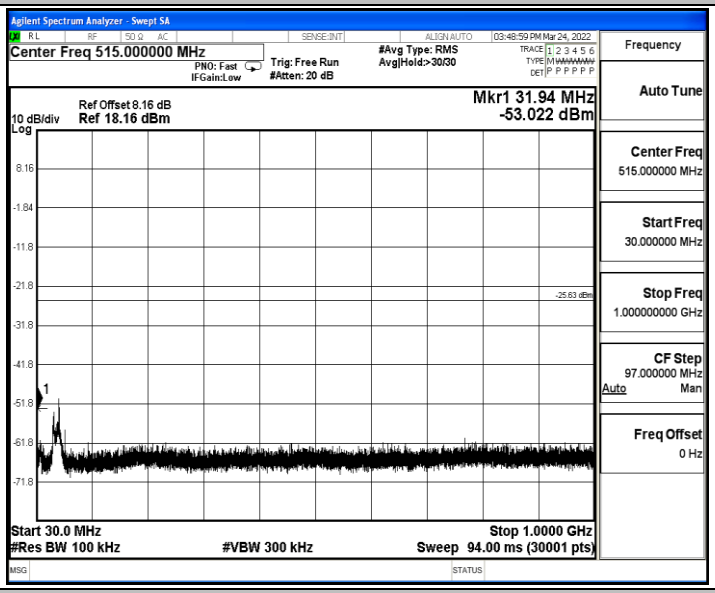

11N20SISO_Ant1_2412_1000~26500

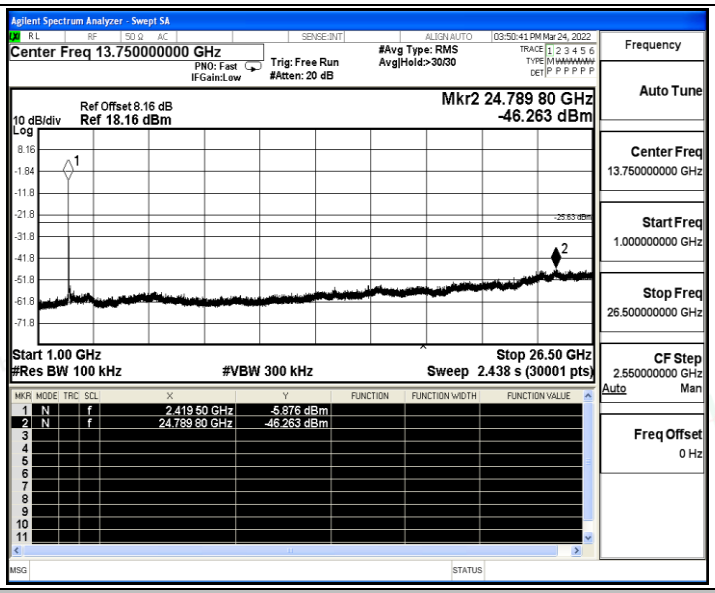

11N20SISO_Ant1_2437_0~Reference

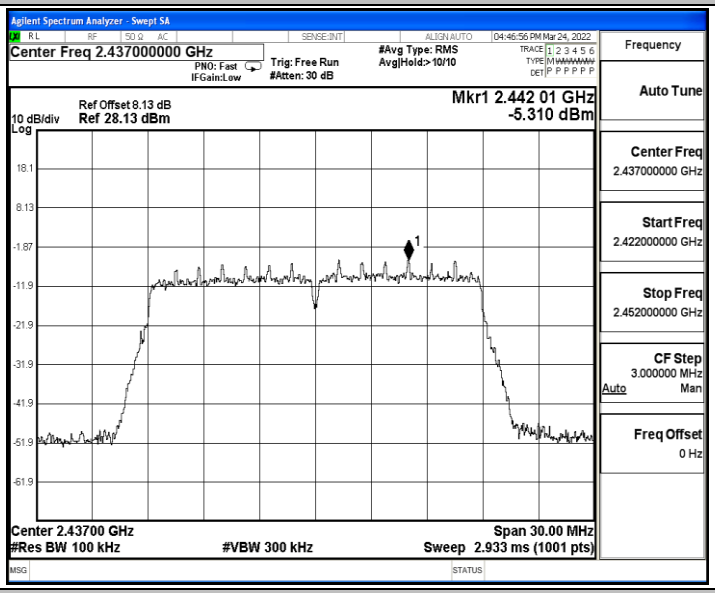

11N20SISO_Ant1_2437_30~1000

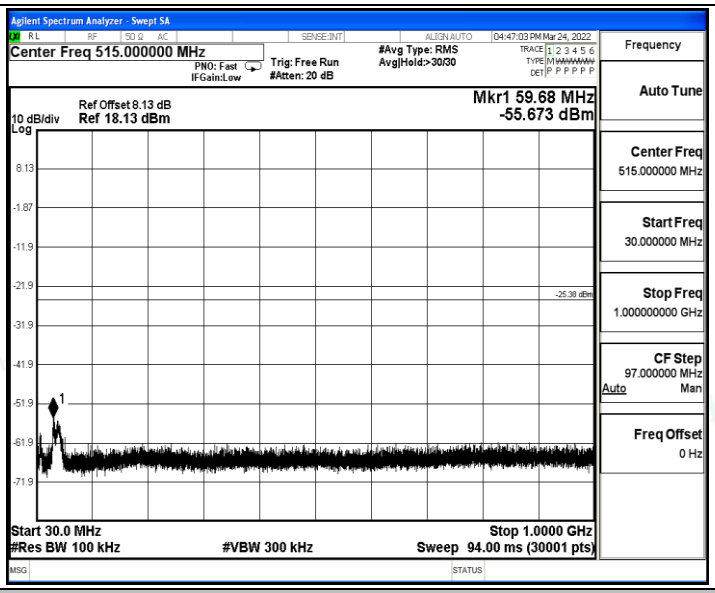

11N20SISO_Ant1_2437_1000~26500

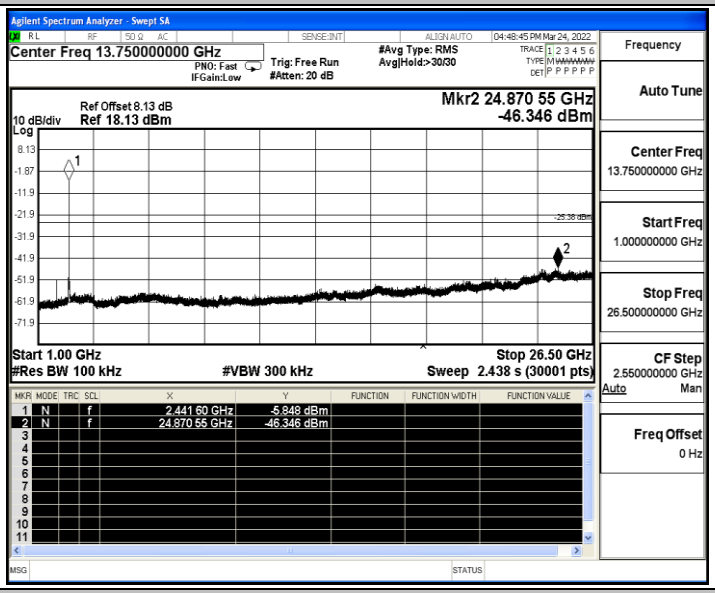

11N20SISO_Ant1_2462_0~Reference

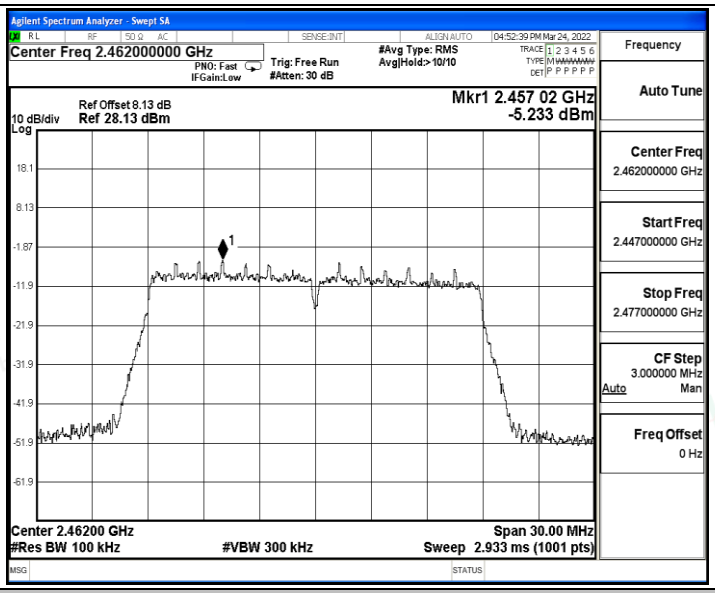

11N20SISO_Ant1_2462_30~1000

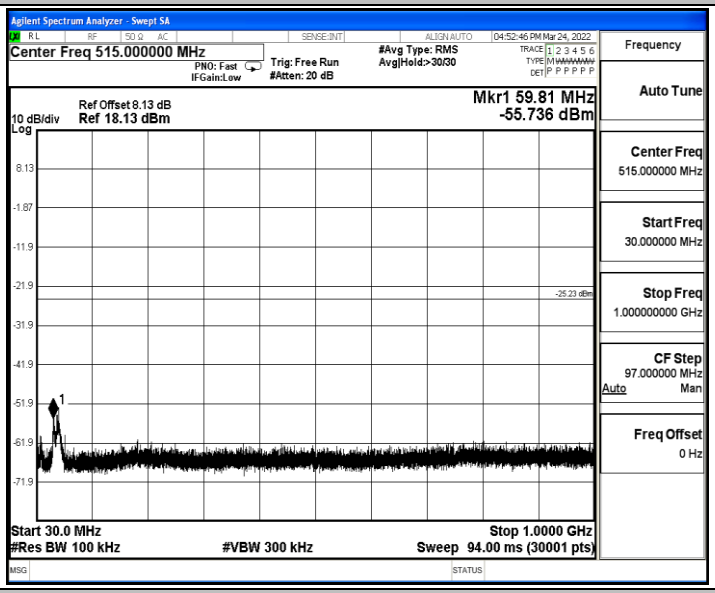

11N20SISO_Ant1_2462_1000~26500

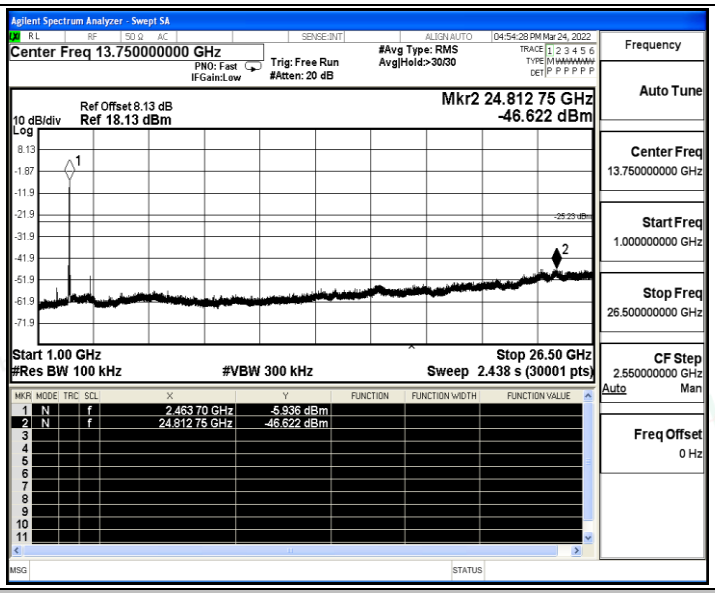

11N40SISO_Ant1_2422_0~Reference

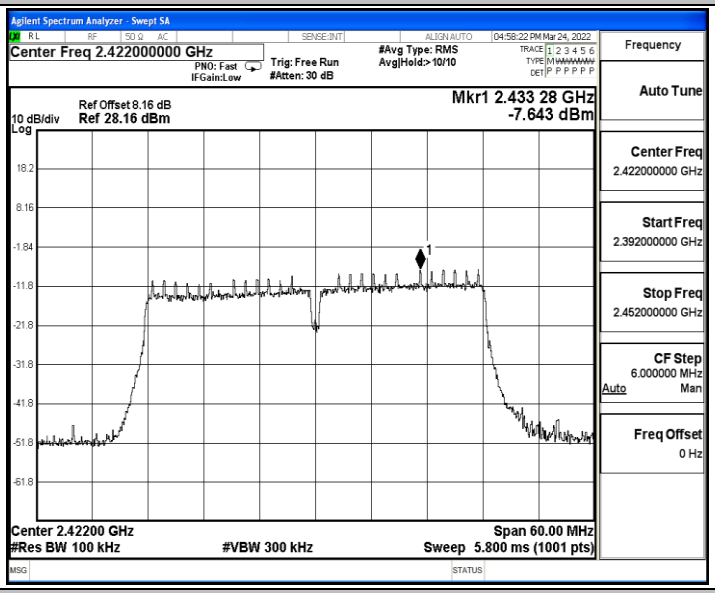

11N40SISO_Ant1_2422_30~1000

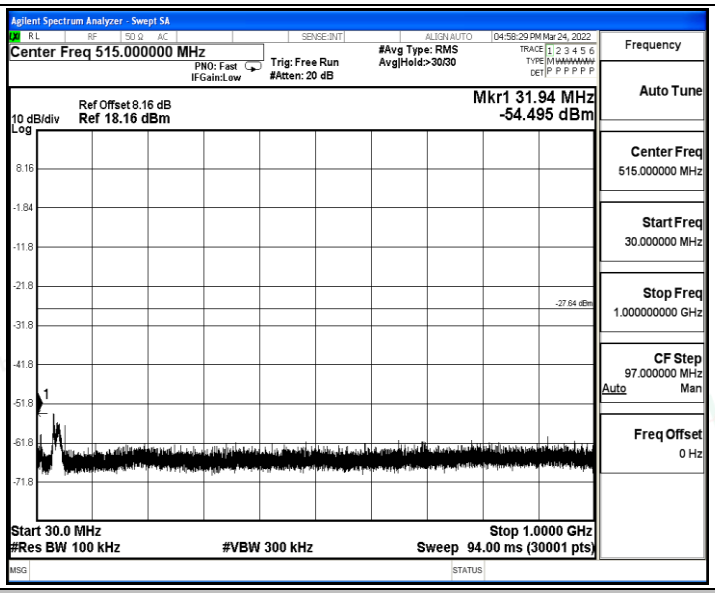

11N40SISO_Ant1_2422_1000~26500

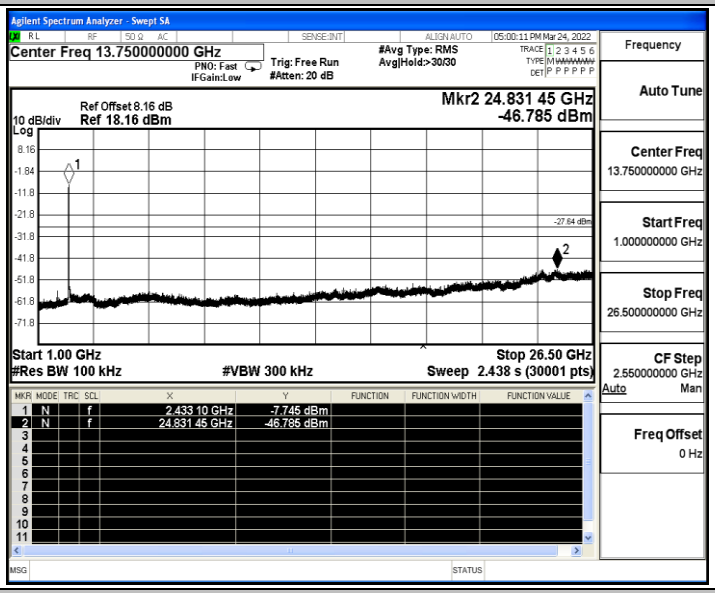

11N40SISO_Ant1_2437_0~Reference

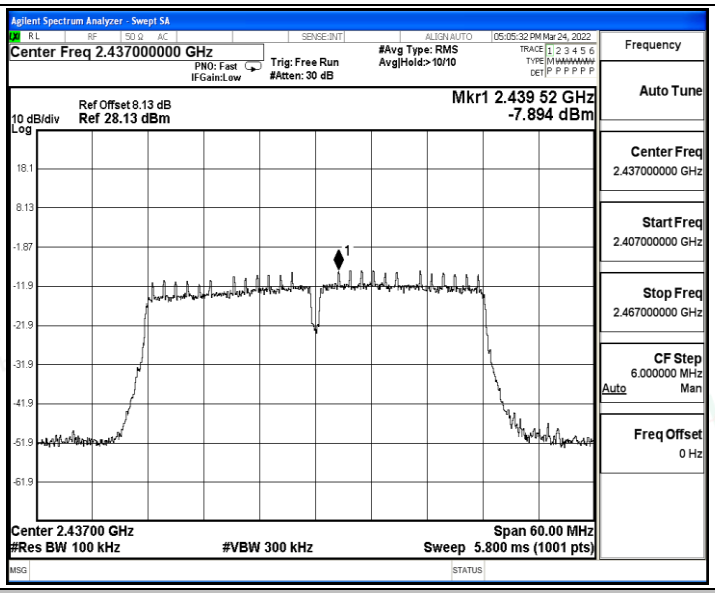

11N40SISO_Ant1_2437_30~1000

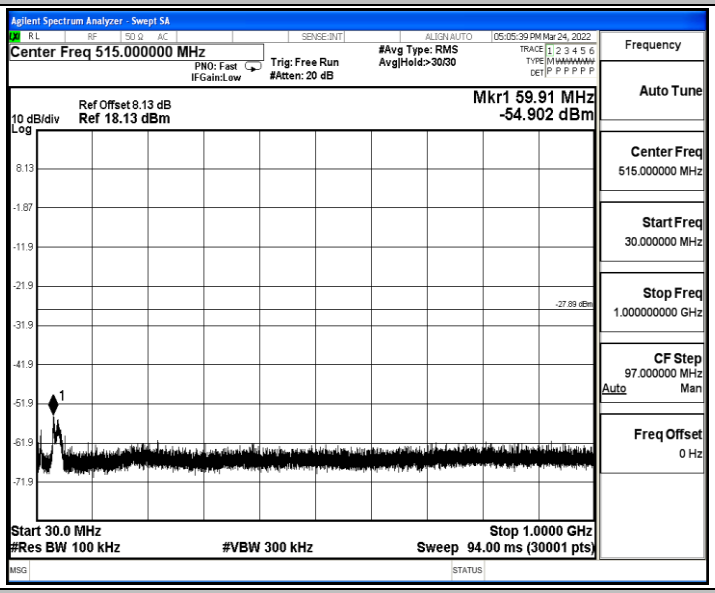

11N40SISO_Ant1_2437_1000~26500

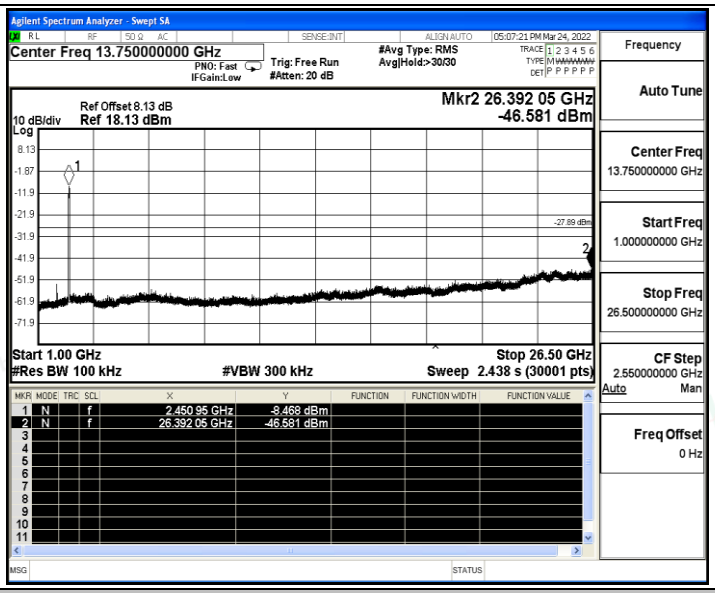

11N40SISO_Ant1_2452_0~Reference

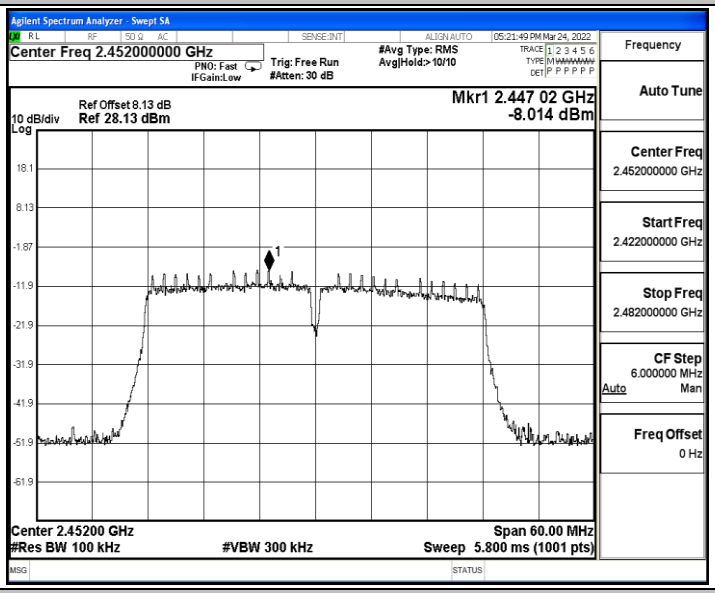

11N40SISO_Ant1_2452_30~1000

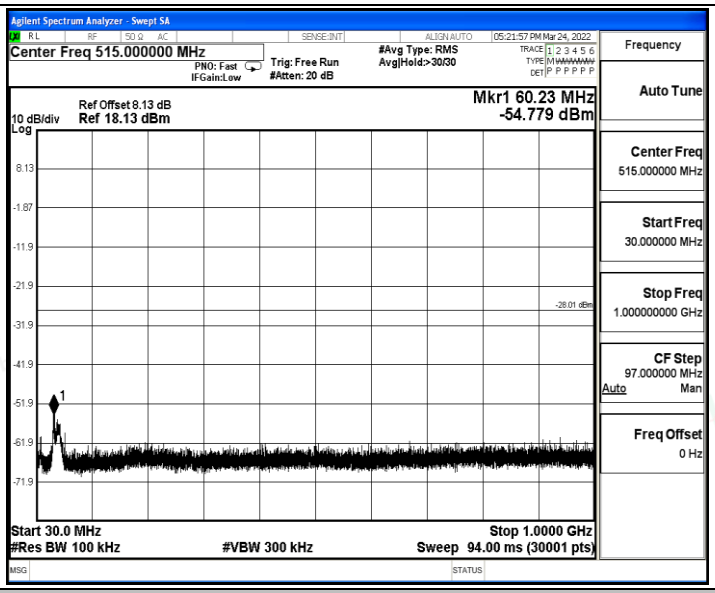

11N40SISO_Ant1_2452_1000~26500

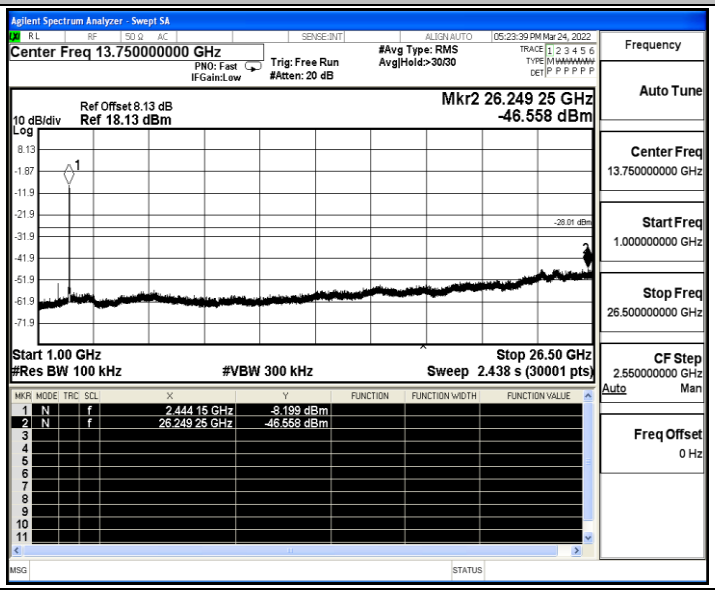

B.6 Duty Cycle

Test Result

TestMode	Antenna	Channel	Transmission Duration [ms]	Transmission Period [ms]	Duty Cycle [%]	1/T [kHz]	Limit	Verdict
11B	Ant1	2412	8.39	8.42	99.64	0.10	---	---
		2437	8.38	8.41	99.64	0.10	---	---
		2462	8.39	8.41	99.76	0.10	---	---
11G	Ant1	2412	1.39	1.42	97.89	0.72	---	---
		2437	1.39	1.43	97.20	0.72	---	---
		2462	1.39	1.43	97.20	0.72	---	---
11N20SISO	Ant1	2412	1.30	1.33	97.74	0.77	---	---
		2437	1.30	1.34	97.01	0.77	---	---
		2462	1.30	1.34	97.01	0.77	---	---
11N40SISO	Ant1	2422	0.64	0.68	94.12	1.56	---	---
		2437	0.65	0.68	95.59	1.56	---	---
		2452	0.65	0.68	95.59	1.56	---	---

Test Graphs

11B_Ant1_2412

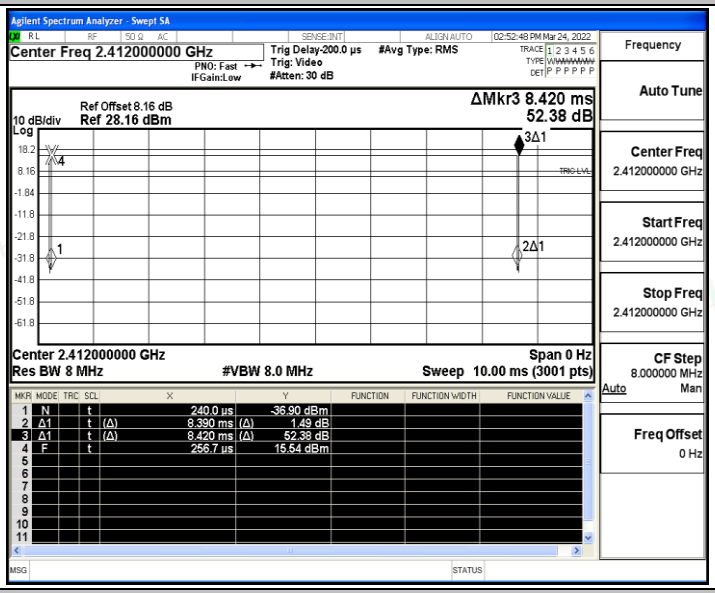

11B_Ant1_2437

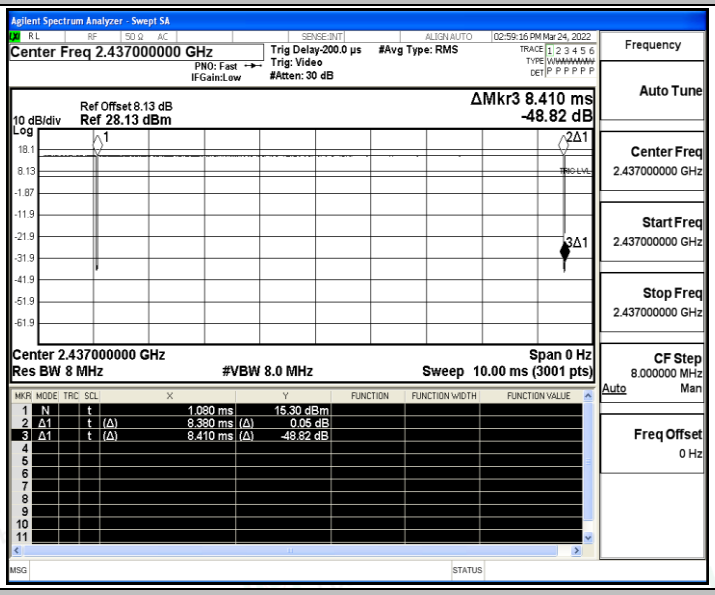

11B_Ant1_2462

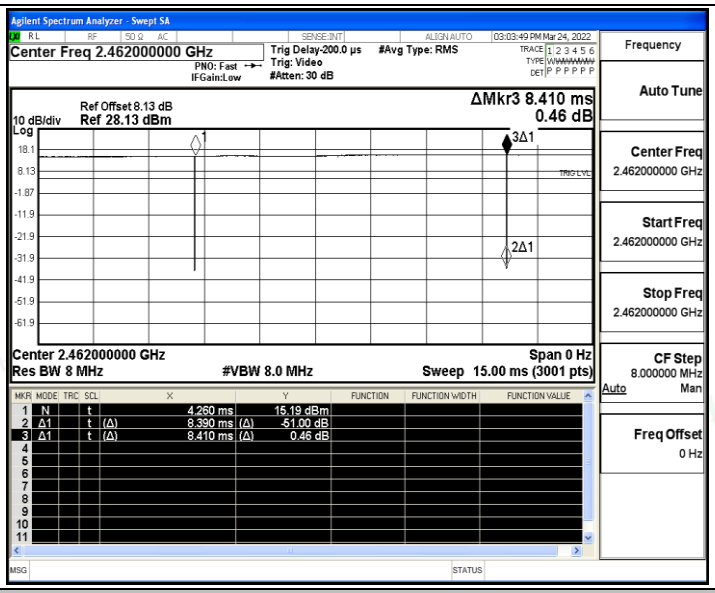

11G_Ant1_2412

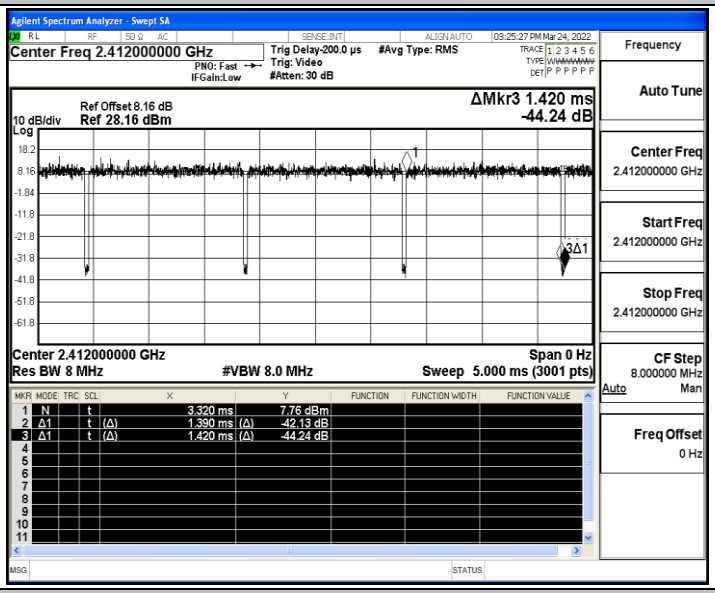

11G_Ant1_2437

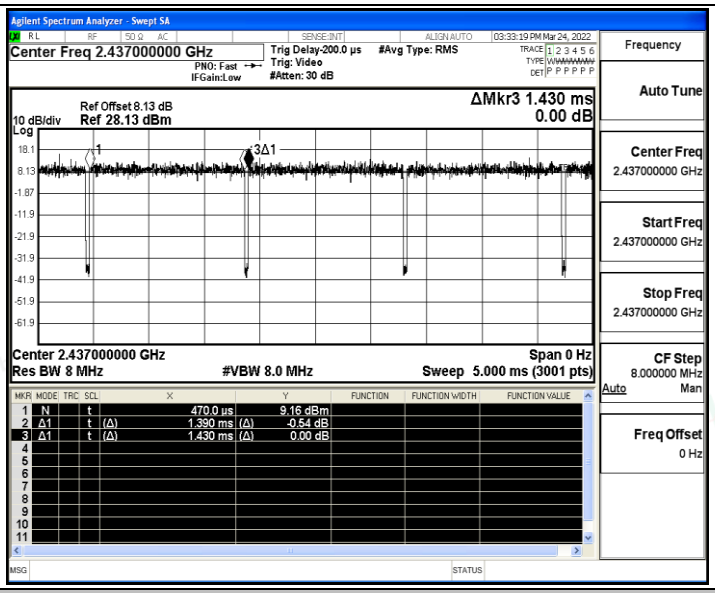

11G_Ant1_2462

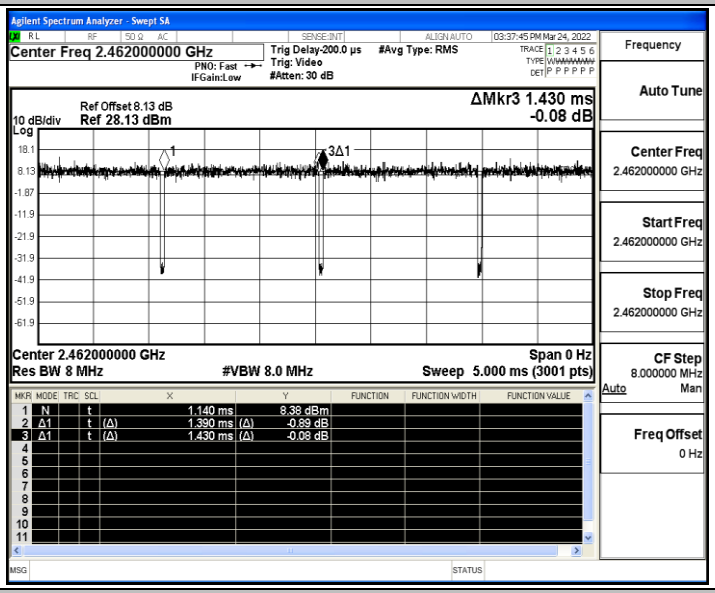

11N20SISO_Ant1_2412

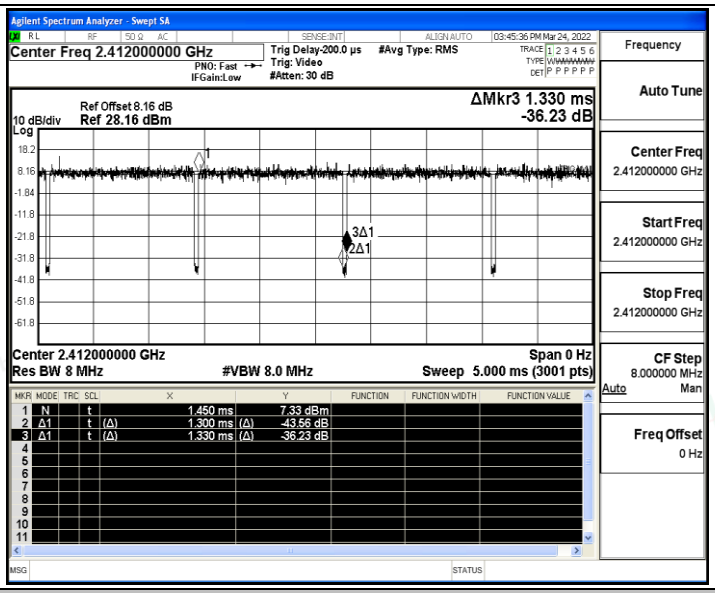

11N20SISO_Ant1_2437

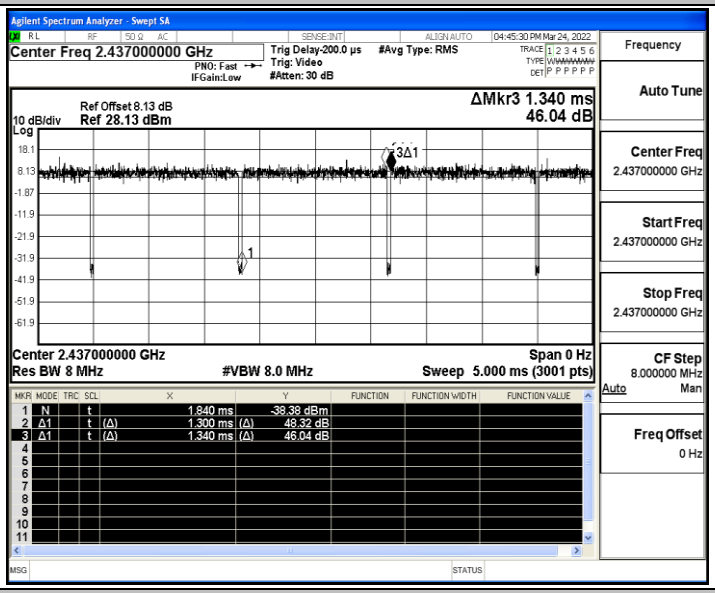

11N20SISO_Ant1_2462

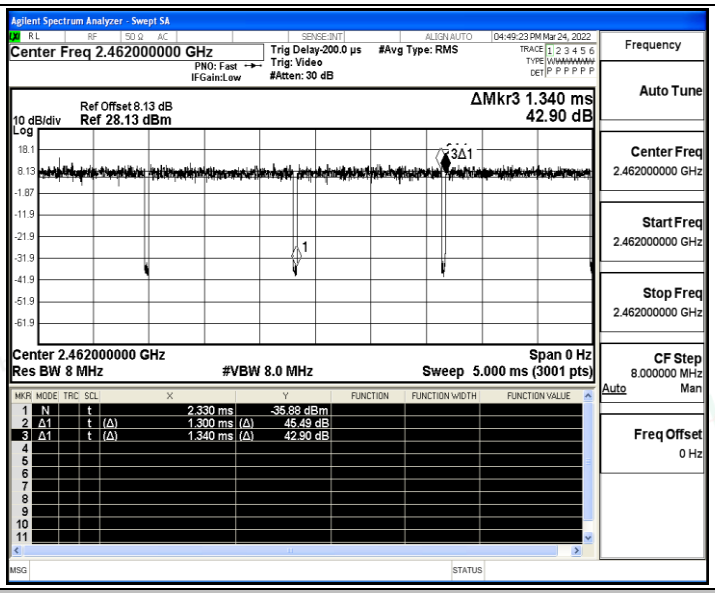

11N40SISO_Ant1_2422

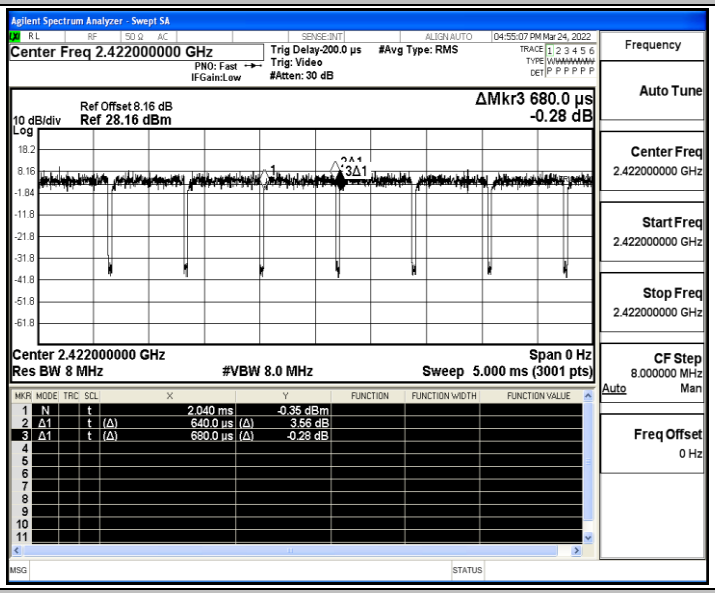

11N40SISO_Ant1_2437

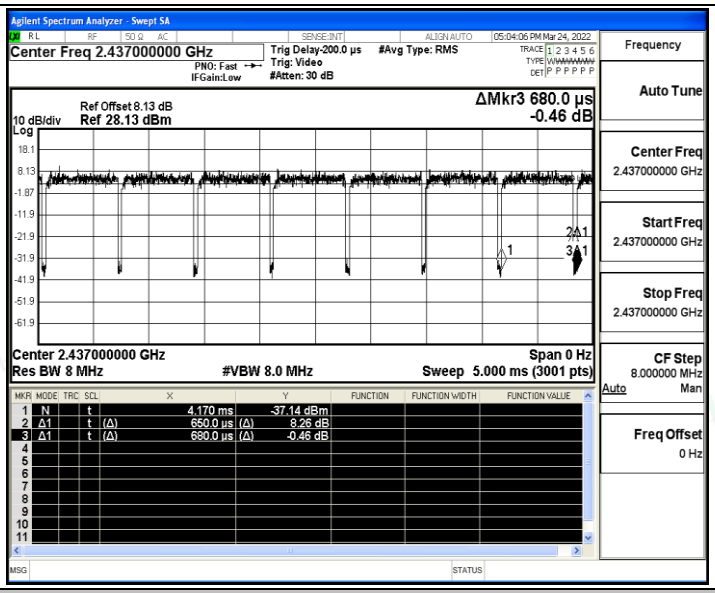

11N40SISO_Ant1_2452

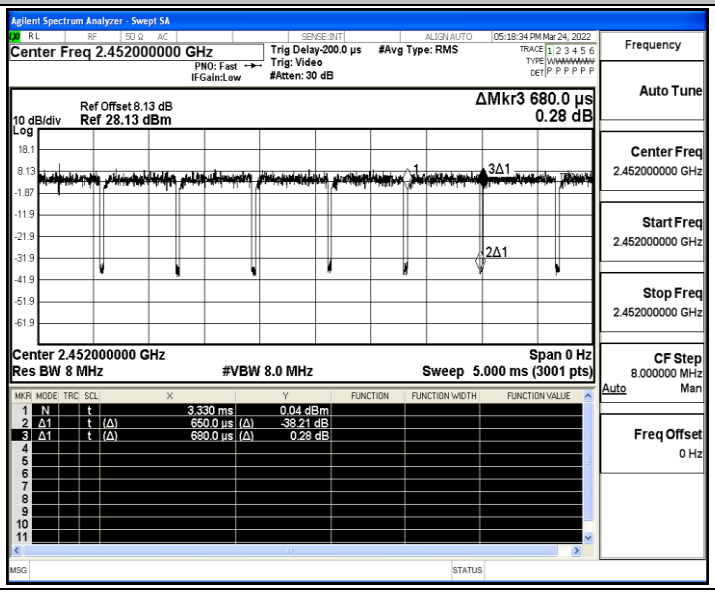

B.7 Emissions in Restricted Bands

Test Result

TestMode	Antenna	ChName	Channel	Detector	Freq. [MHz]	Result [dBm]	Limit [dBm]	Result [dBuV/m]	Limit [dBuV/m]	Verdict
11B	Ant1	Low	2412	AV	2310.000	-59.21	≤-41.20	35.99	≤54	PASS
				AV	2389.960	-58.17	≤-41.20	37.03	≤54	PASS
				AV	2390.000	-58.17	≤-41.20	37.03	≤54	PASS
				Peak	2310.000	-48.69	≤-21.20	46.51	≤74	PASS
				Peak	2388.790	-46.8	≤-21.20	48.40	≤74	PASS
				Peak	2390.000	-47.29	≤-21.20	47.91	≤74	PASS
		High	2462	AV	2483.500	-56.35	≤-41.20	38.85	≤54	PASS
				AV	2487.960	-50.57	≤-41.20	44.63	≤54	PASS
				AV	2500.000	-58.29	≤-41.20	36.91	≤54	PASS
				Peak	2483.500	-45.6	≤-21.20	49.60	≤74	PASS
				Peak	2488.180	-42.23	≤-21.20	52.97	≤74	PASS
				Peak	2500.000	-48.03	≤-21.20	47.17	≤74	PASS
11G	Ant1	Low	2412	AV	2310.000	-58.79	≤-41.20	36.41	≤54	PASS
				AV	2389.960	-57.29	≤-41.20	37.91	≤54	PASS
				AV	2390.000	-57.29	≤-41.20	37.91	≤54	PASS
				Peak	2310.000	-48.8	≤-21.20	46.40	≤74	PASS
				Peak	2337.310	-46.23	≤-21.20	48.97	≤74	PASS
				Peak	2390.000	-47.14	≤-21.20	48.06	≤74	PASS
		High	2462	AV	2483.500	-54.06	≤-41.20	41.14	≤54	PASS
				AV	2487.960	-48.92	≤-41.20	46.28	≤54	PASS
				AV	2500.000	-57.89	≤-41.20	37.31	≤54	PASS
				Peak	2483.500	-44.23	≤-21.20	50.97	≤74	PASS
				Peak	2487.960	-40.85	≤-21.20	54.35	≤74	PASS
				Peak	2500.000	-48.11	≤-21.20	47.09	≤74	PASS
11N20SISO	Ant1	Low	2412	AV	2310.000	-58.7	≤-41.20	36.50	≤54	PASS
				AV	2389.960	-57.83	≤-41.20	37.37	≤54	PASS
				AV	2390.000	-57.83	≤-41.20	37.37	≤54	PASS
				Peak	2310.000	-48.82	≤-21.20	46.38	≤74	PASS
				Peak	2386.840	-45.75	≤-21.20	49.45	≤74	PASS
				Peak	2390.000	-46.93	≤-21.20	48.27	≤74	PASS
		High	2462	AV	2483.500	-54.13	≤-41.20	41.07	≤54	PASS
				AV	2487.960	-48.8	≤-41.20	46.40	≤54	PASS
				AV	2500.000	-57.89	≤-41.20	37.31	≤54	PASS
				Peak	2483.500	-44.19	≤-21.20	51.01	≤74	PASS

				Peak	2487.850	-40.63	≤-21.20	54.57	≤74	PASS
				Peak	2500.000	-47.95	≤-21.20	47.25	≤74	PASS
11N40SISO	Ant1	Low	2422	AV	2310.000	-58.57	≤-41.20	36.63	≤54	PASS
				AV	2389.960	-57.44	≤-41.20	37.76	≤54	PASS
				AV	2390.000	-57.44	≤-41.20	37.76	≤54	PASS
				Peak	2310.000	-48.05	≤-21.20	47.15	≤74	PASS
				Peak	2386.580	-46.37	≤-21.20	48.83	≤74	PASS
				Peak	2390.000	-47.47	≤-21.20	47.73	≤74	PASS
		High	2452	AV	2483.500	-54.23	≤-41.20	40.97	≤54	PASS
				AV	2484.550	-54.04	≤-41.20	41.16	≤54	PASS
				AV	2500.000	-57.48	≤-41.20	37.72	≤54	PASS
				Peak	2483.500	-36.08	≤-21.20	59.12	≤74	PASS
				Peak	2483.670	-36.36	≤-21.20	58.84	≤74	PASS
				Peak	2500.000	-47.1	≤-21.20	48.10	≤74	PASS

Note：

1. The Antenna Gain is compensated in the graph.
2. The limit in dBm for average detector is conversion from 54dBuV/m, according to 15.209(a). The limit in dBm for peak detector is 20dB above the limit of average detector in dBm.

Test Graphs

11B_Ant1_Low_2412_AV

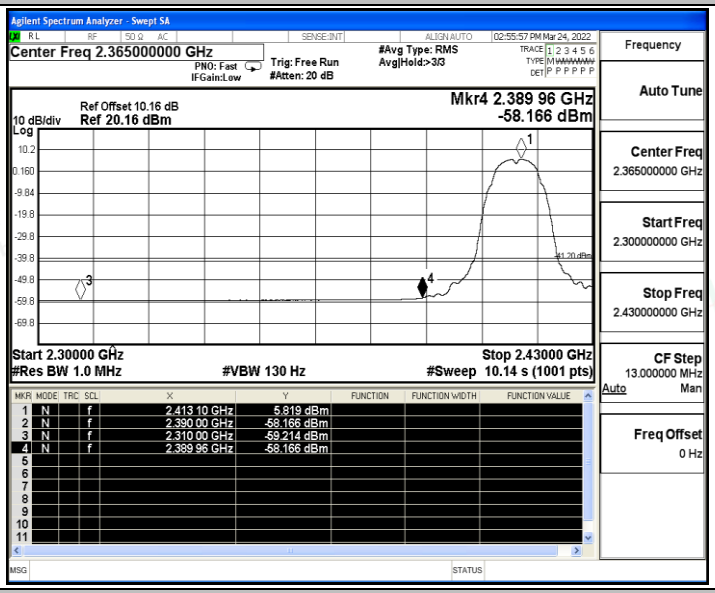

11B_Ant1_Low_2412_Peak

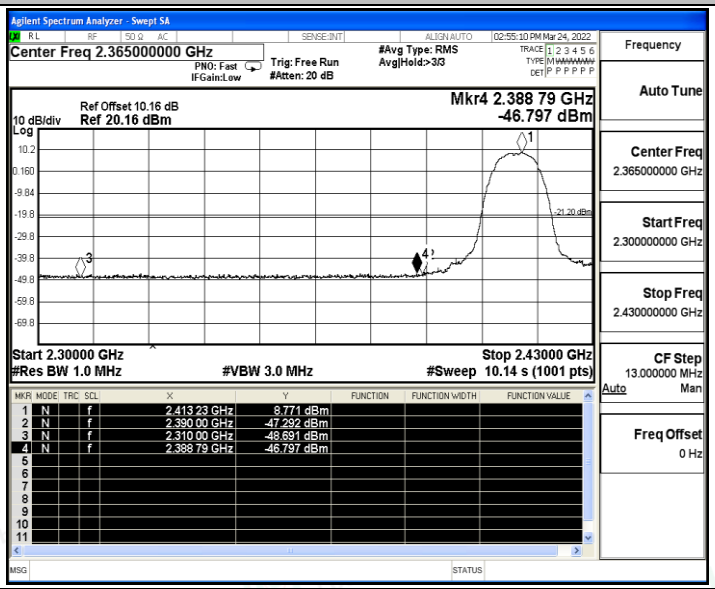

11B_Ant1_High_2462_AV

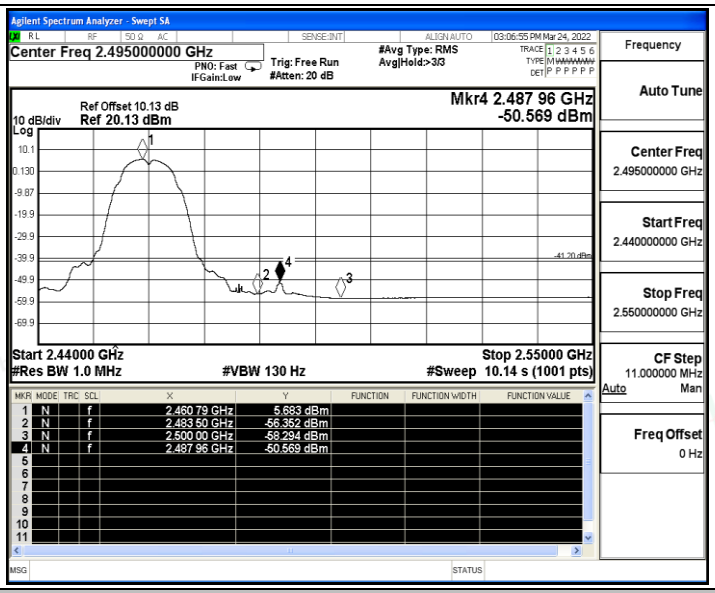

11B_Ant1_High_2462_Peak

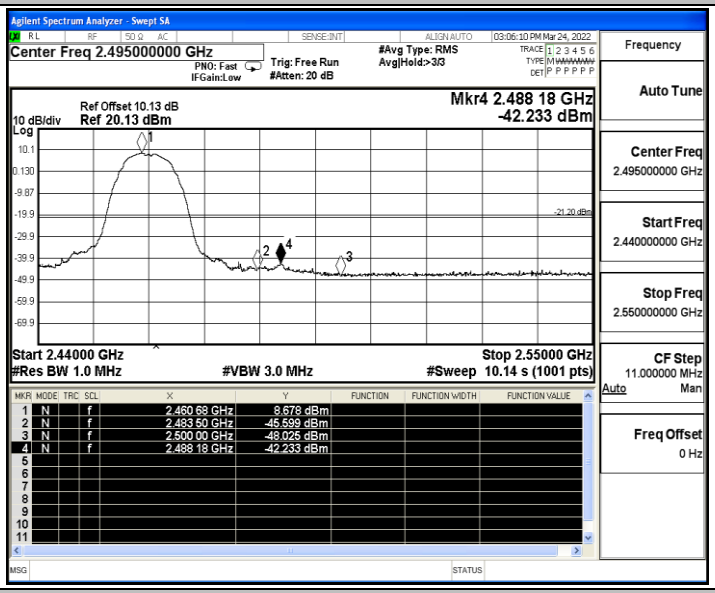

11G_Ant1_Low_2412_AV

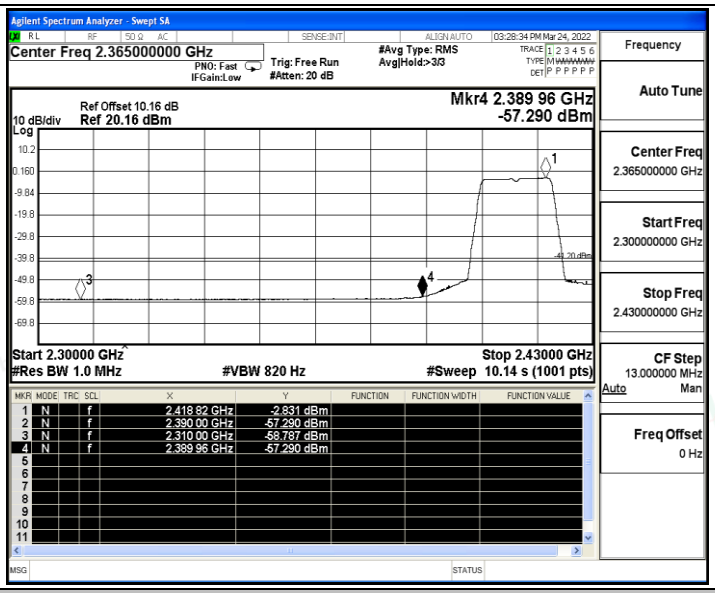

11G_Ant1_Low_2412_Peak

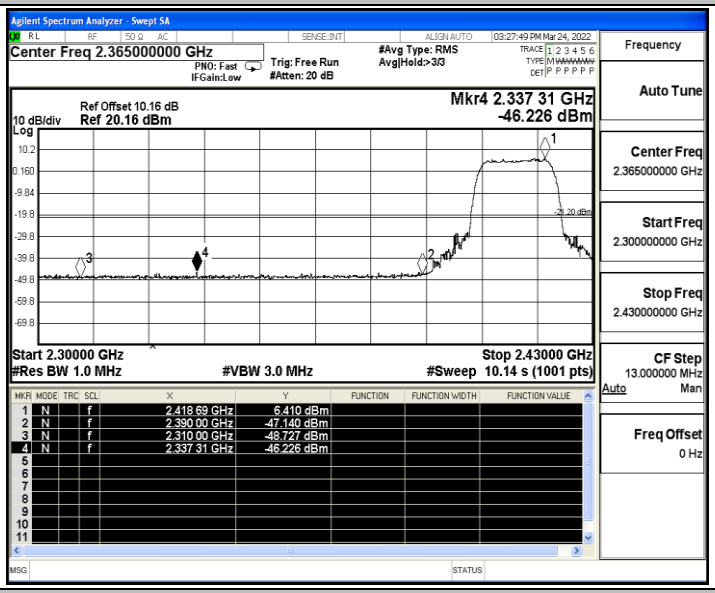

11G_Ant1_High_2462_AV

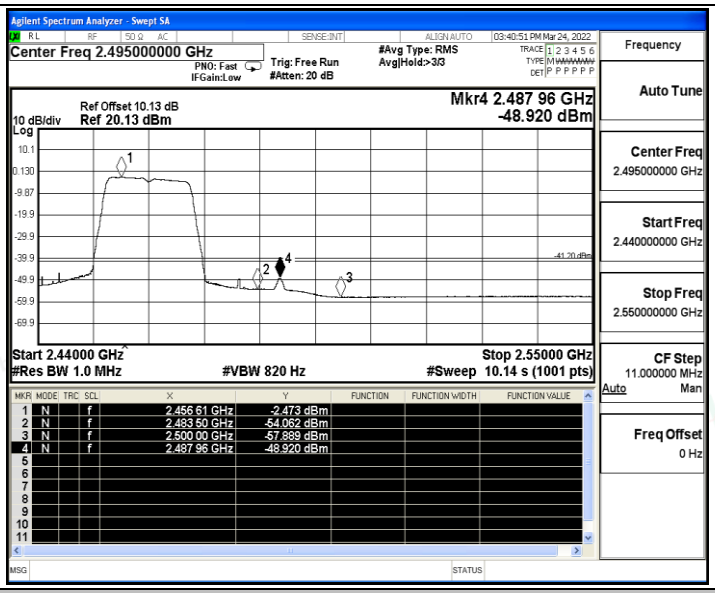

11G_Ant1_High_2462_Peak

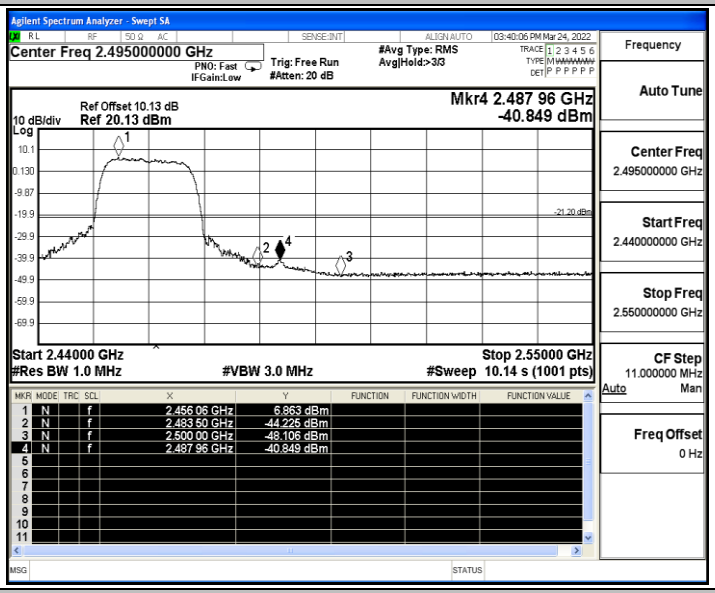

11N20SISO_Ant1_Low_2412_AV

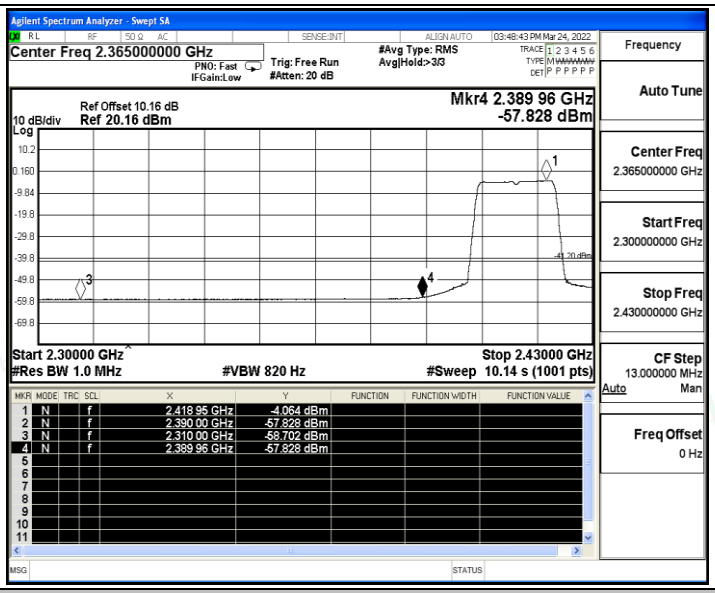

11N20SISO_Ant1_Low_2412_Peak

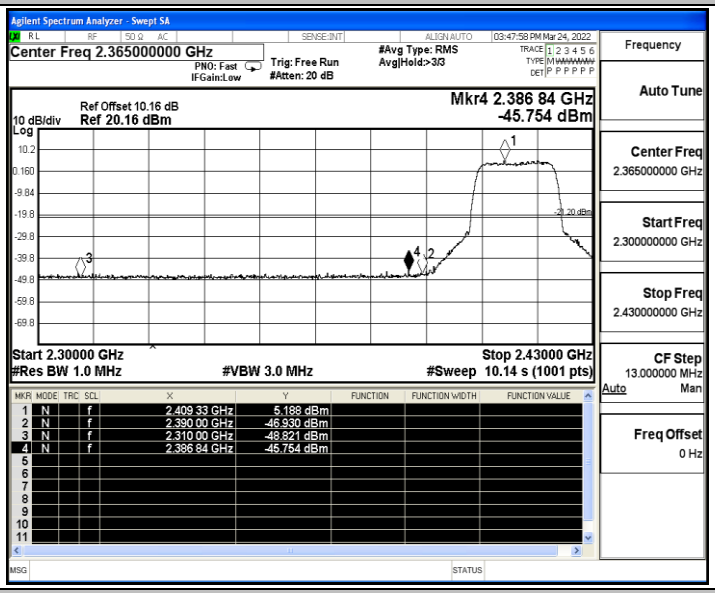

11N20SISO_Ant1_High_2462_AV

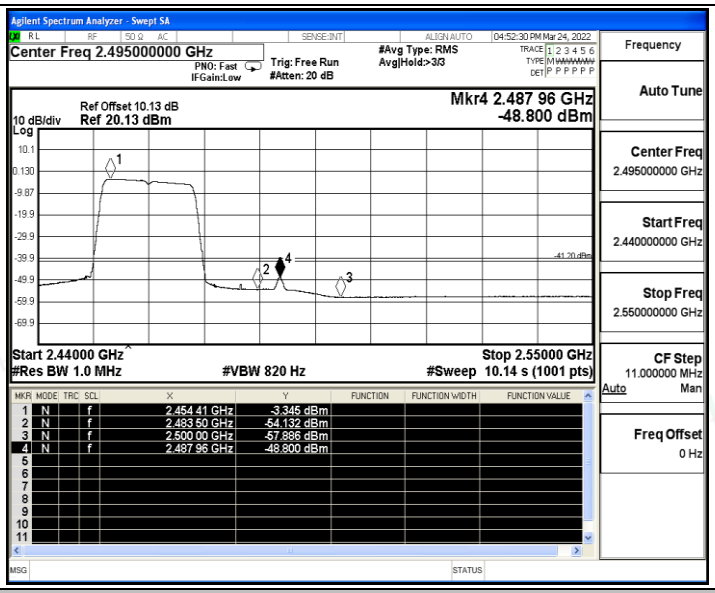

11N20SISO_Ant1_High_2462_Peak

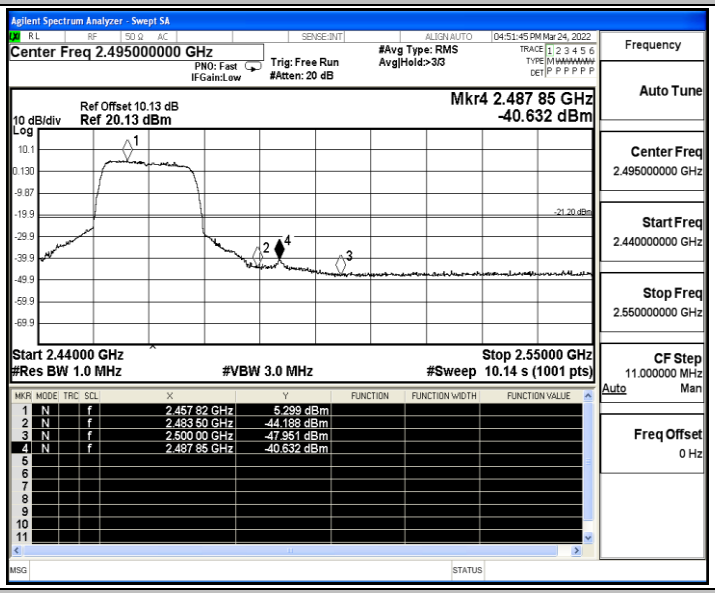

11N40SISO_Ant1_Low_2422_AV

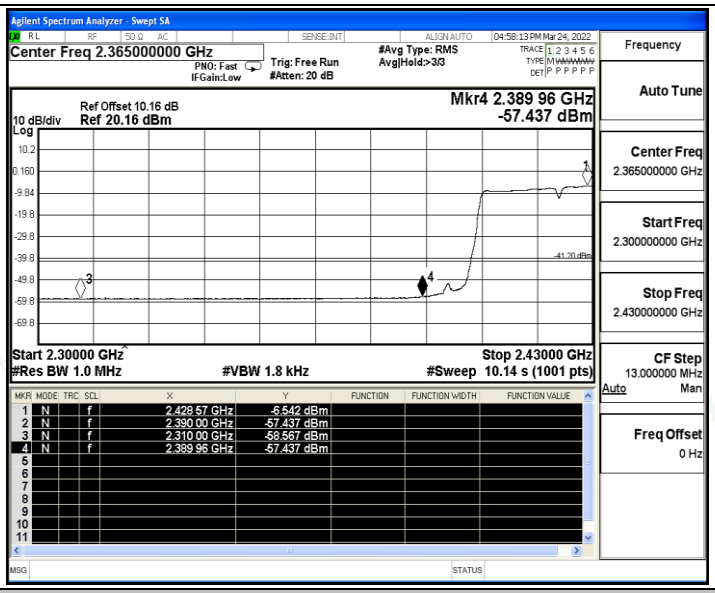

11N40SISO_Ant1_Low_2422_Peak

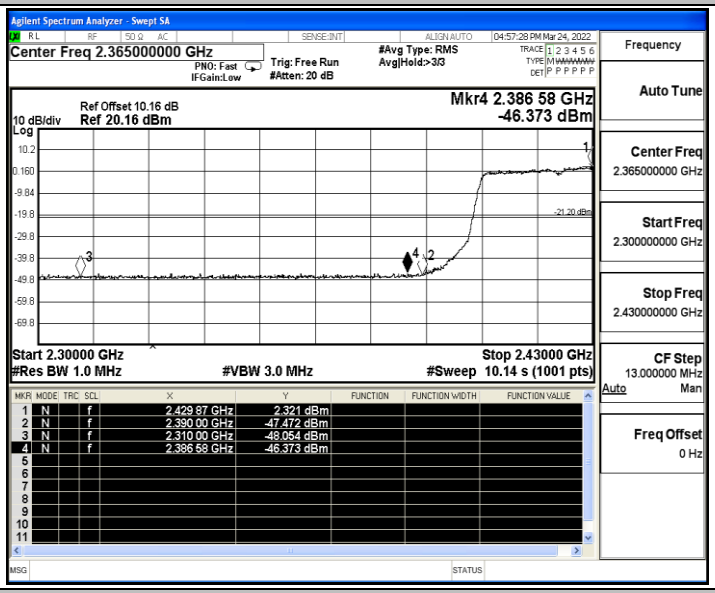

11N40SISO_Ant1_High_2452_AV

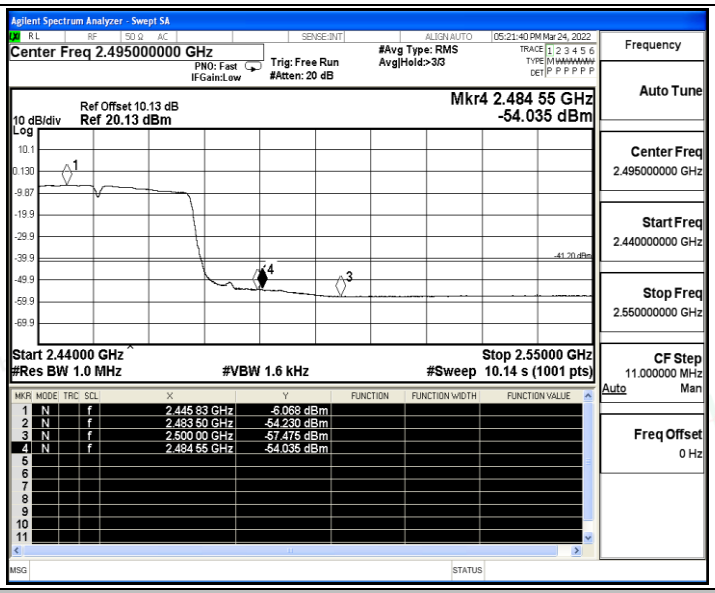
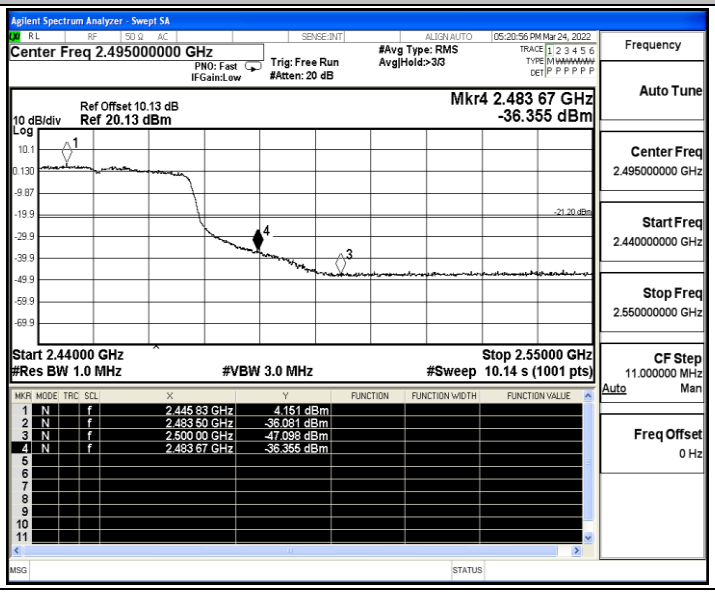
11N40SISO_Ant1_High_2452_Peak