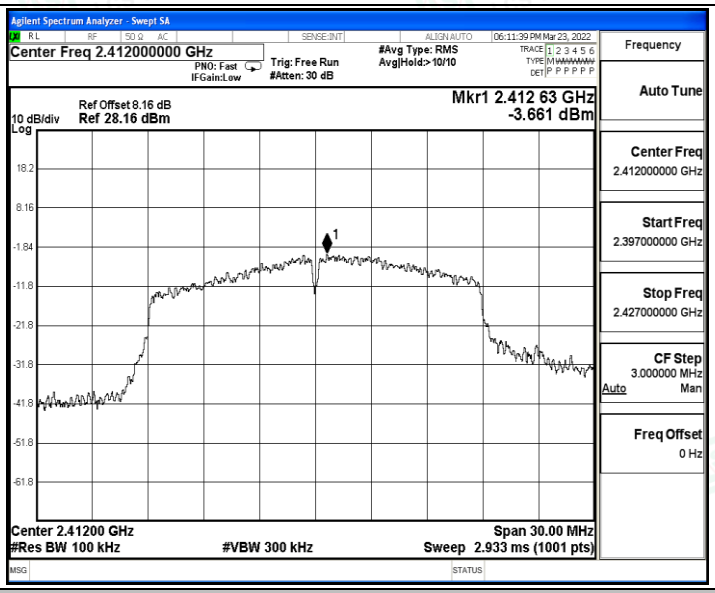

11N20SISO_Ant1_2412_30~1000

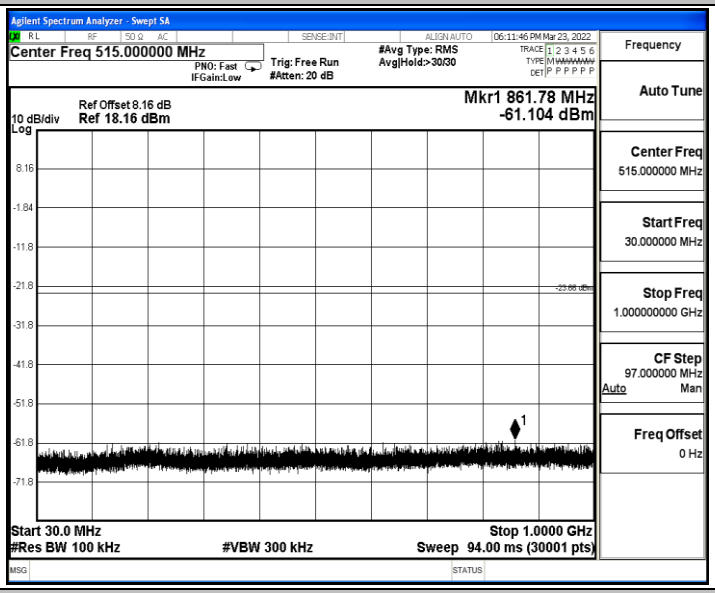

11N20SISO_Ant1_2412_1000~26500

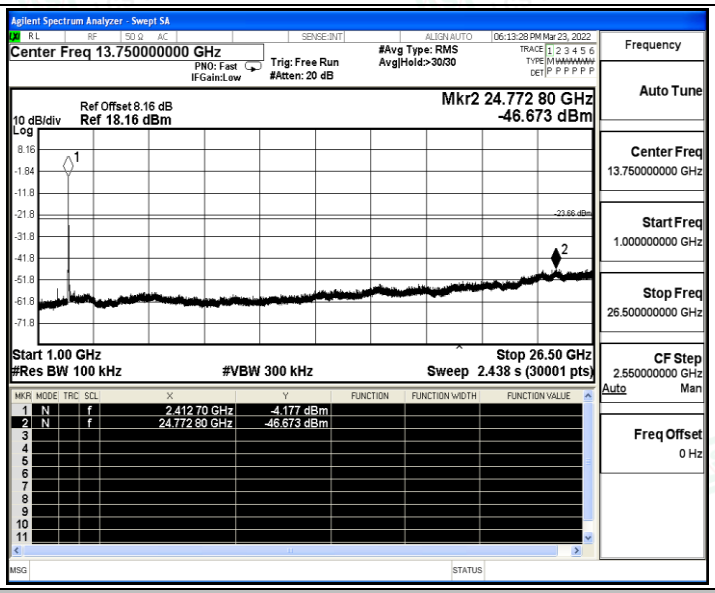

11N20SISO_Ant1_2437_0~Reference

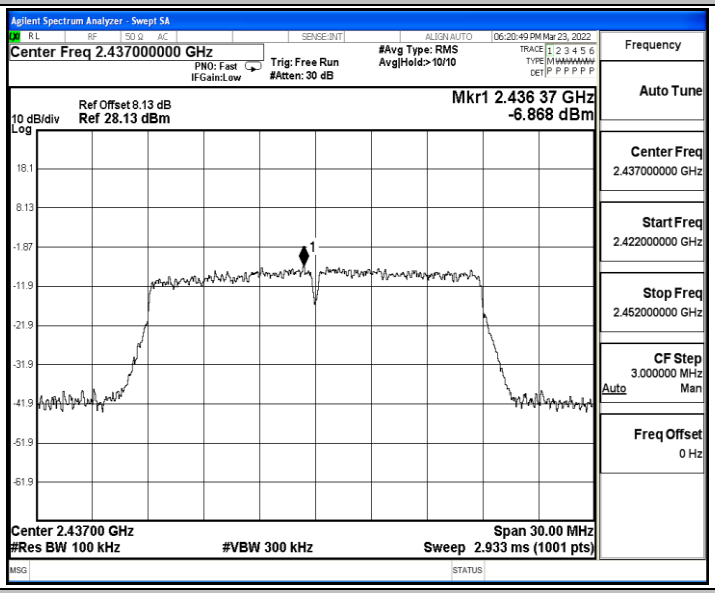

11N20SISO_Ant1_2437_30~1000

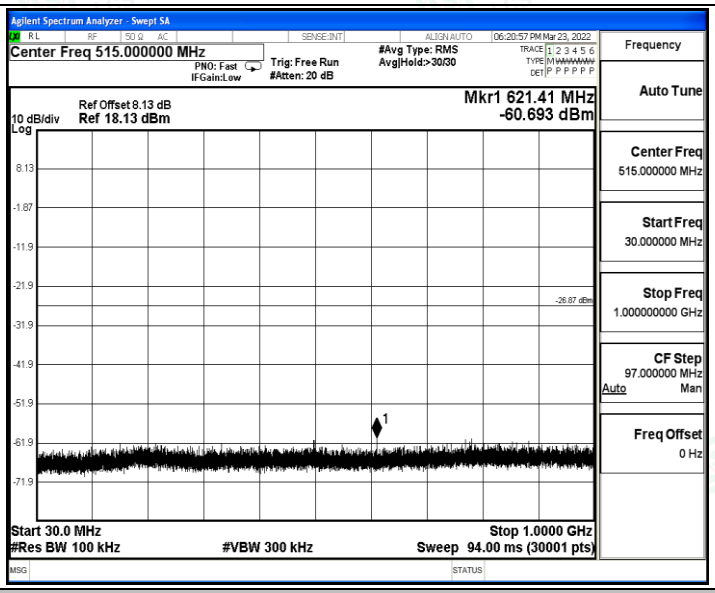

11N20SISO_Ant1_2437_1000~26500

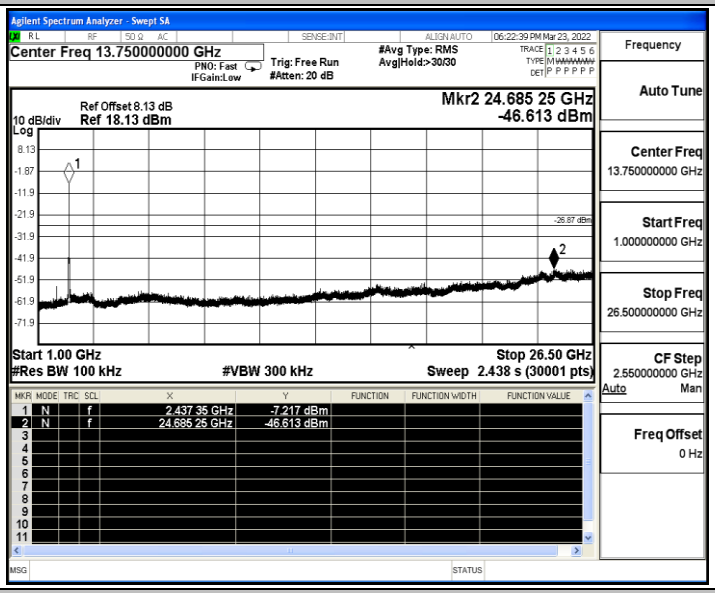

11N20SISO_Ant1_2462_0~Reference

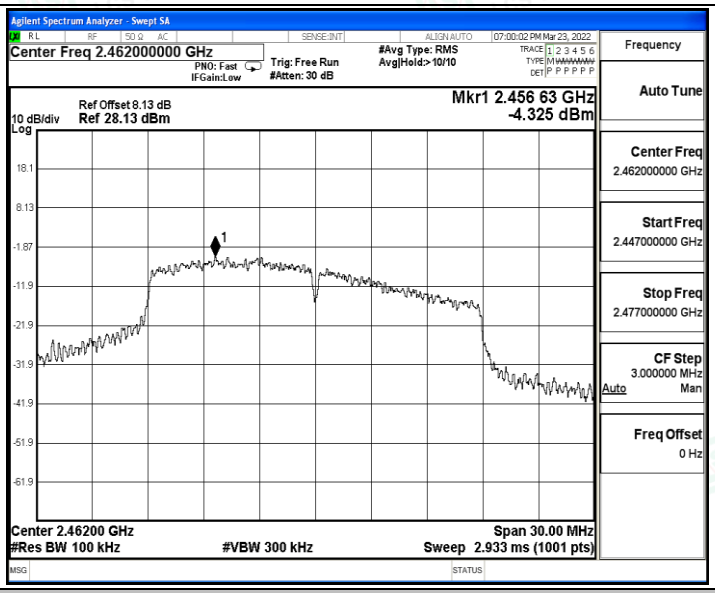

11N20SISO_Ant1_2462_30~1000

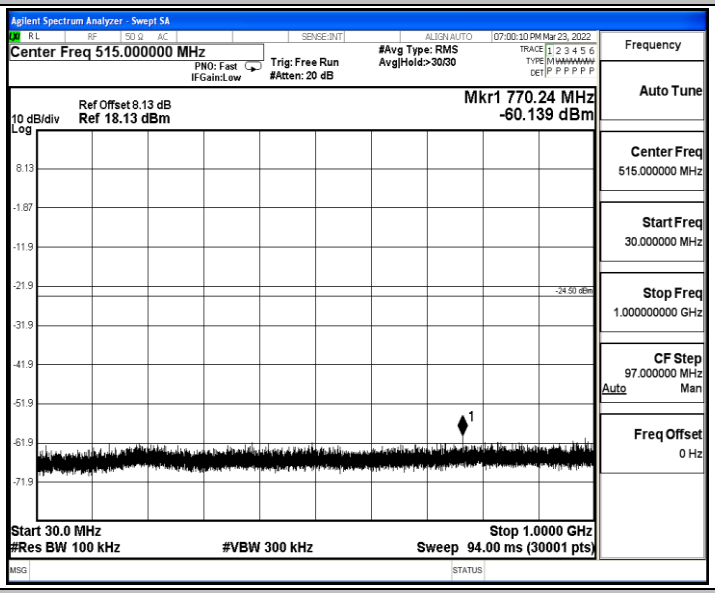

11N20SISO_Ant1_2462_1000~26500

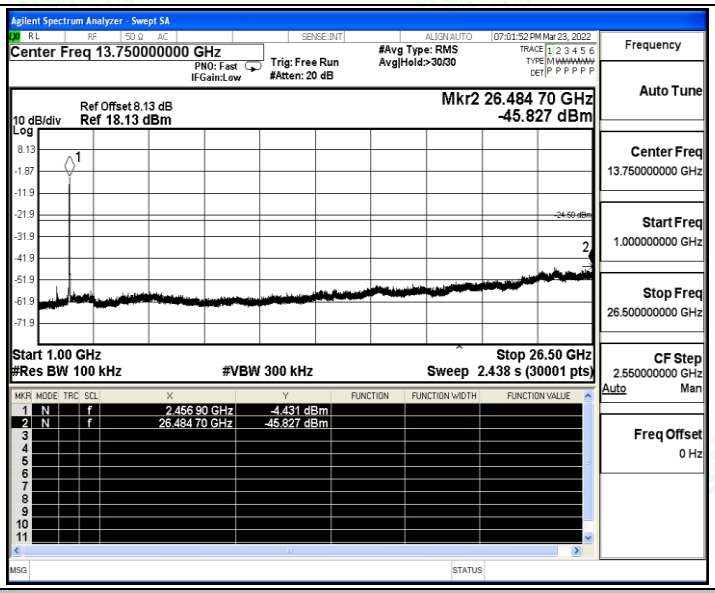

11N40SISO_Ant1_2422_0~Reference

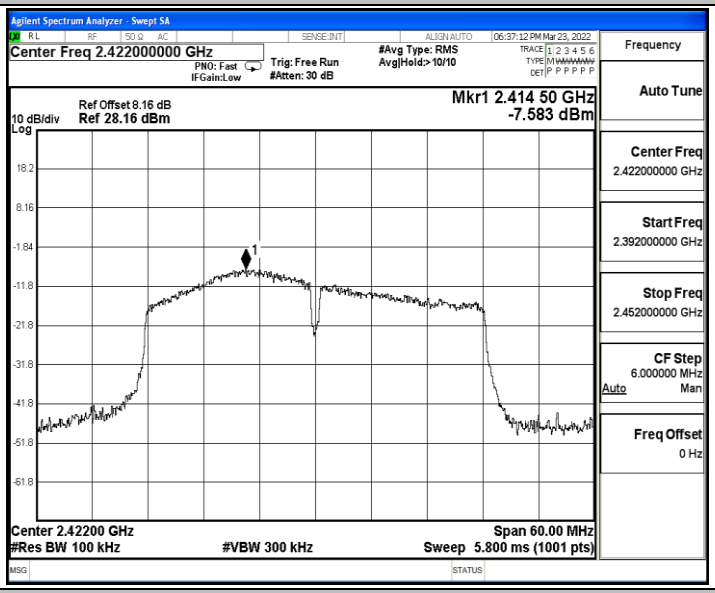

11N40SISO_Ant1_2422_30~1000

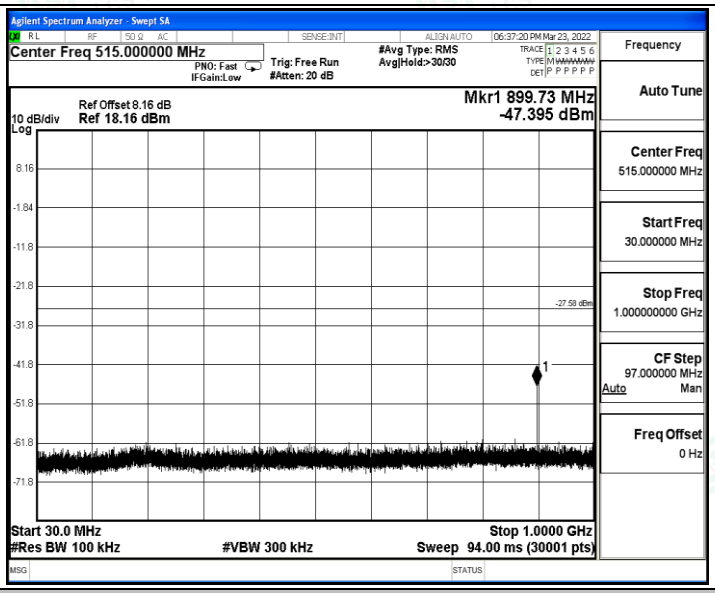

11N40SISO_Ant1_2422_1000~26500

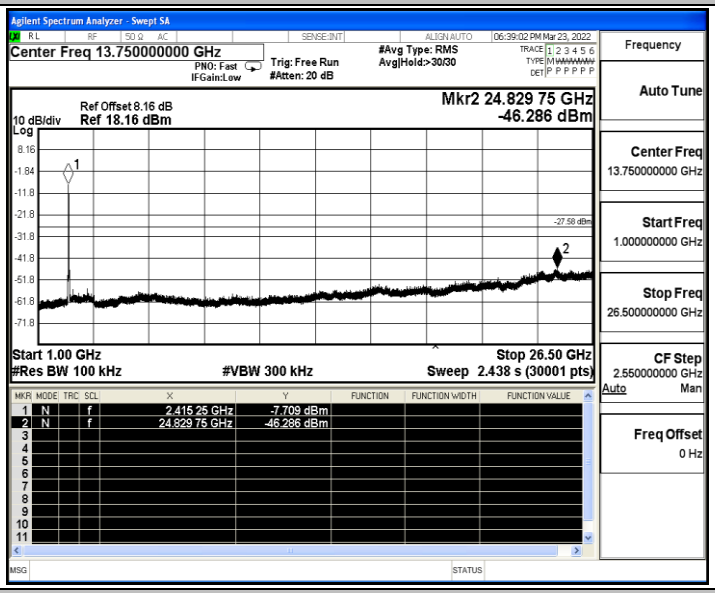

11N40SISO_Ant1_2437_0~Reference

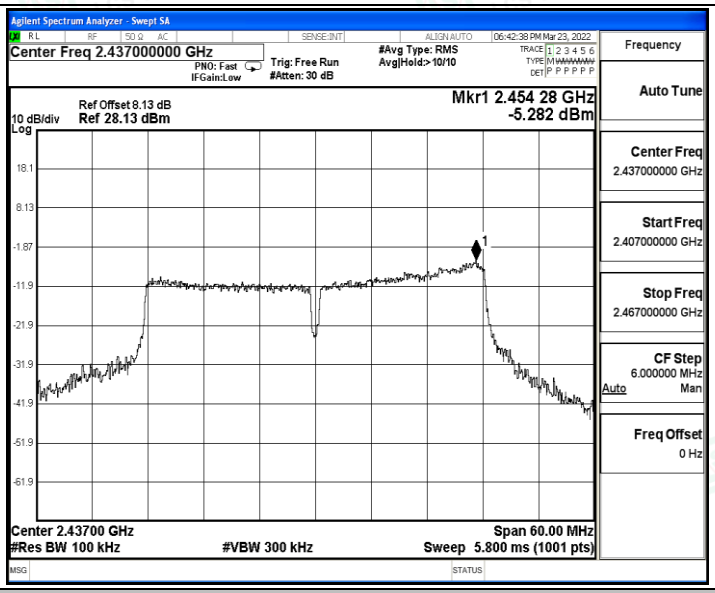

11N40SISO_Ant1_2437_30~1000

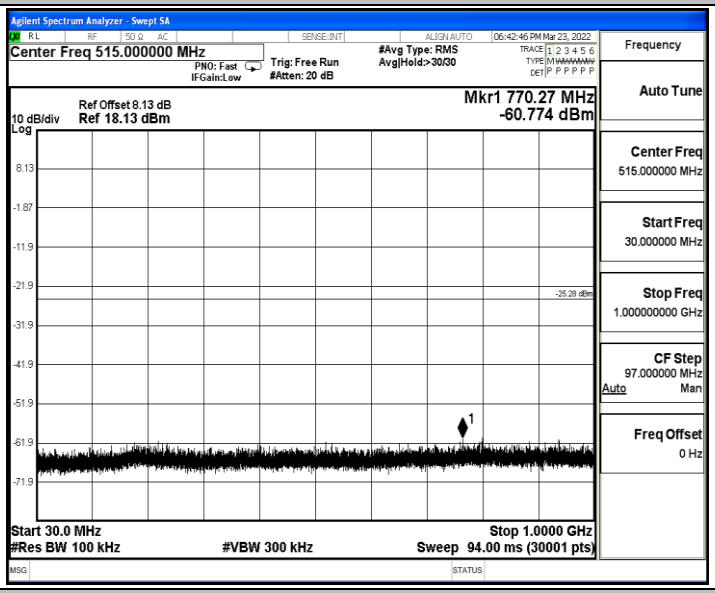

11N40SISO_Ant1_2437_1000~26500

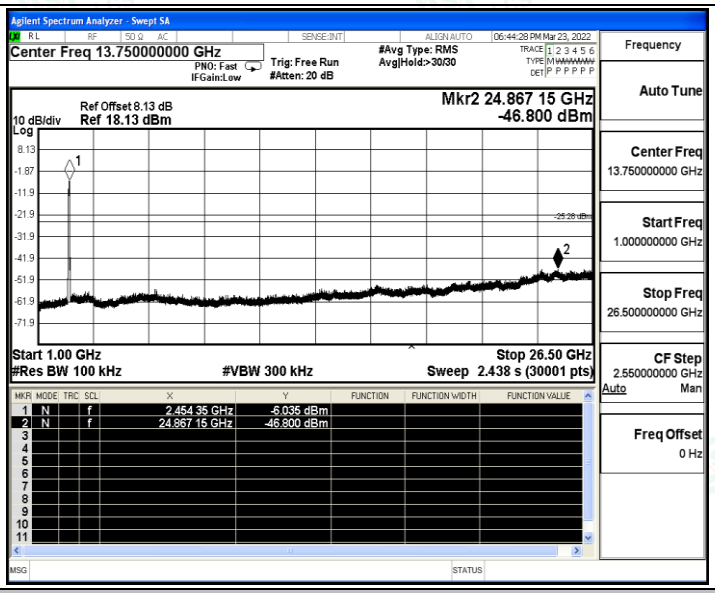

11N40SISO_Ant1_2452_0~Reference

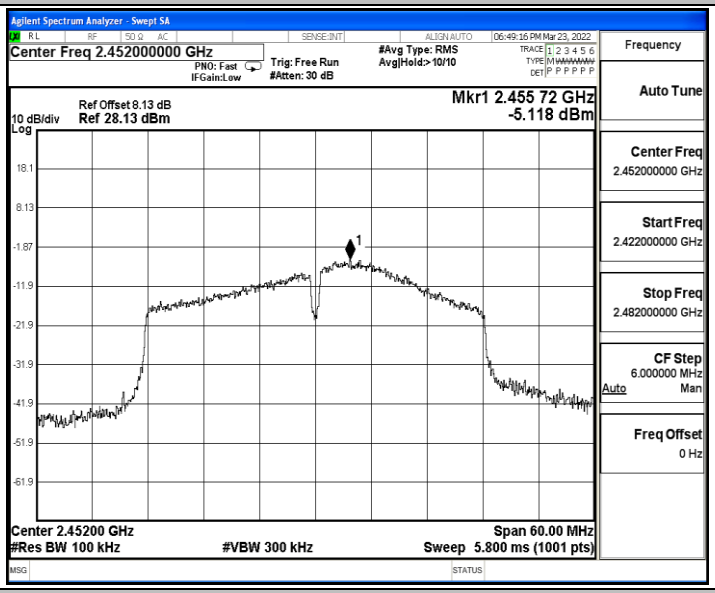

11N40SISO_Ant1_2452_30~1000

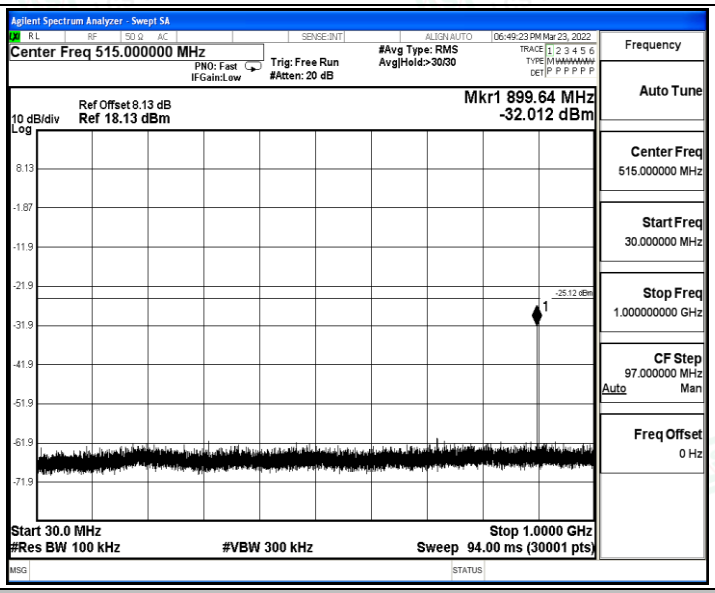

11N40SISO_Ant1_2452_1000~26500

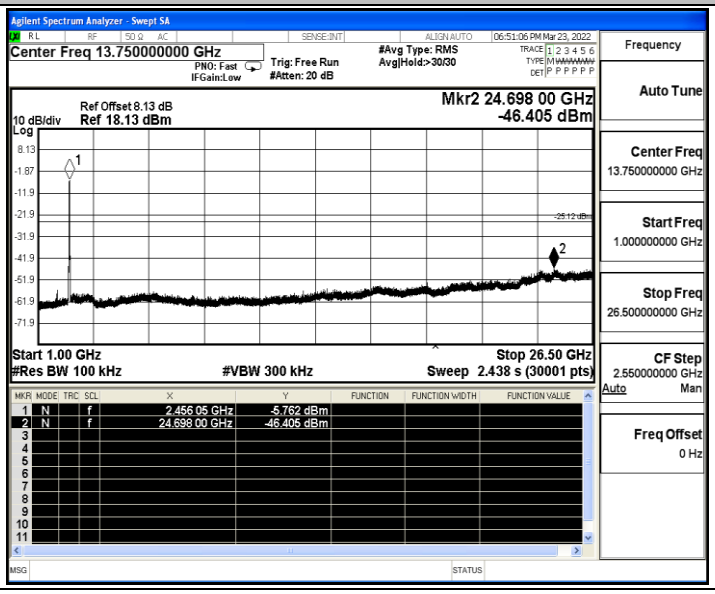

B.6 Duty Cycle

Test Result

TestMode	Antenna	Channel	Transmission Duration [ms]	Transmission Period [ms]	Duty Cycle [%]	1/T [kHz]	Limit	Verdict
11B	Ant1	2412	20.00	20.00	100.00	1.0	---	---
		2437	20.00	20.00	100.00	1.0	---	---
		2462	20.00	20.00	100.00	1.0	---	---
11G	Ant1	2412	1.39	1.43	97.20	1.03	---	---
		2437	1.39	1.43	97.20	1.03	---	---
		2462	1.39	1.43	97.20	1.03	---	---
11N20SISO	Ant1	2412	20.00	20.00	100.00	1.0	---	---
		2437	20.00	20.00	100.00	1.0	---	---
		2462	20.00	20.00	100.00	1.0	---	---
11N40SISO	Ant1	2422	20.00	20.00	100.00	1.0	---	---
		2437	20.00	20.00	100.00	1.0	---	---
		2452	20.00	20.00	100.00	1.0	---	---

Test Graphs

11B_Ant1_2412

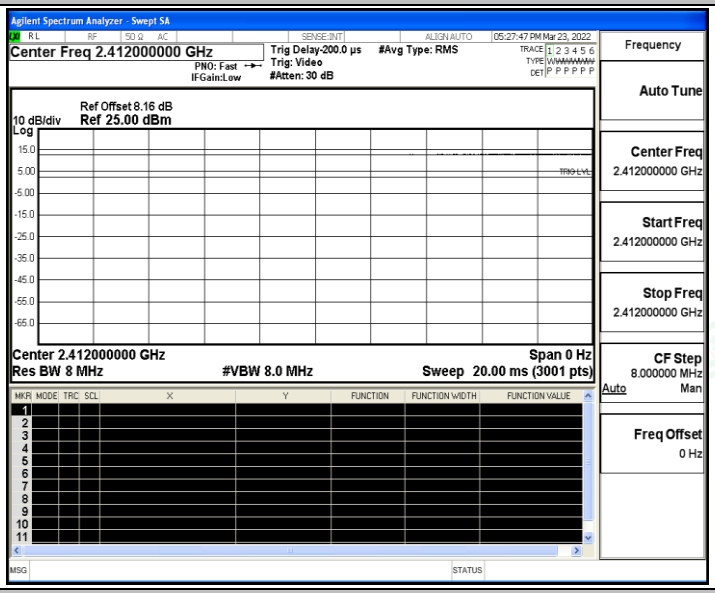

11B_Ant1_2437

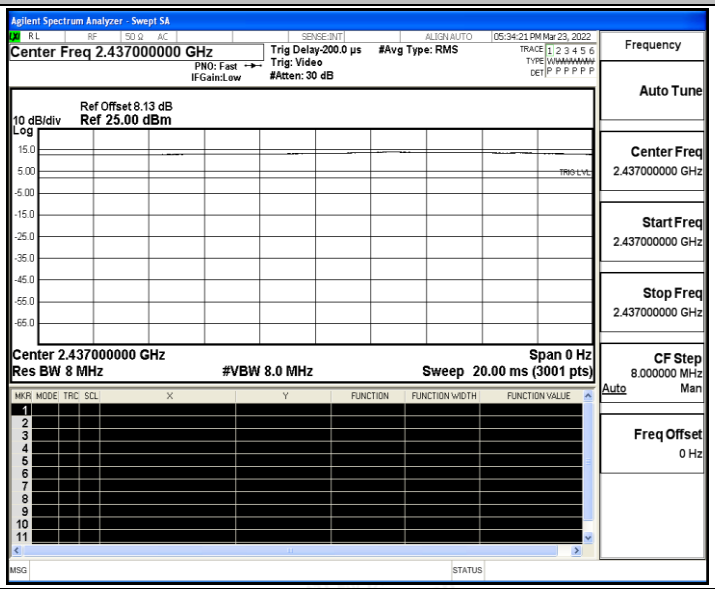

11B_Ant1_2462

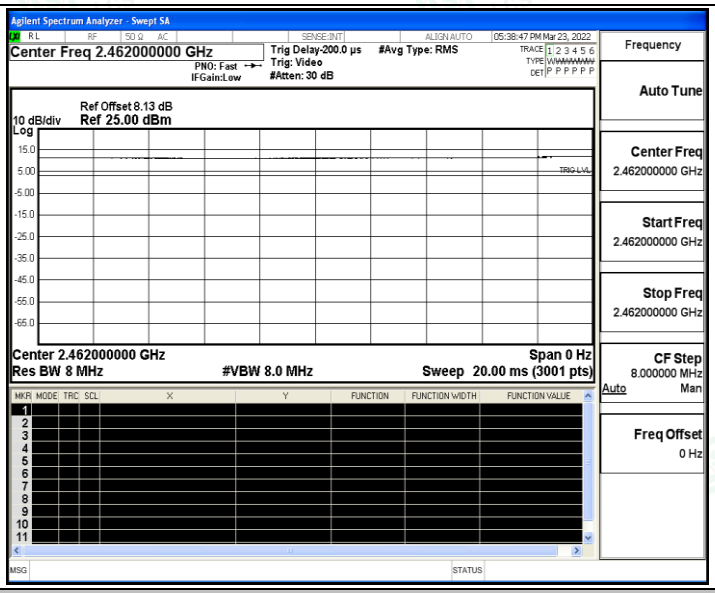

11G_Ant1_2412

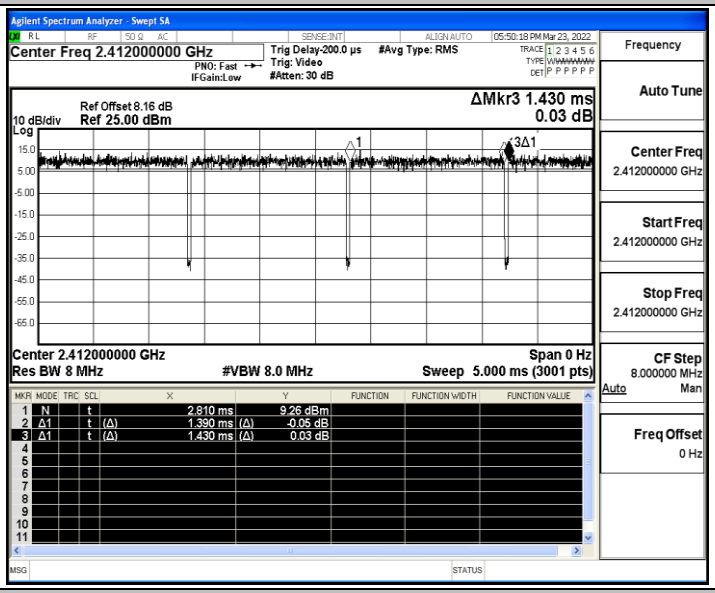

11G_Ant1_2437

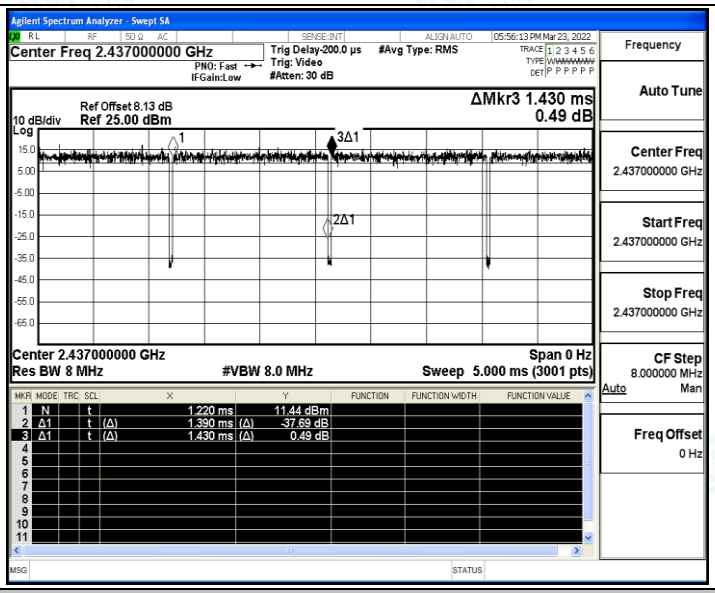

11G_Ant1_2462

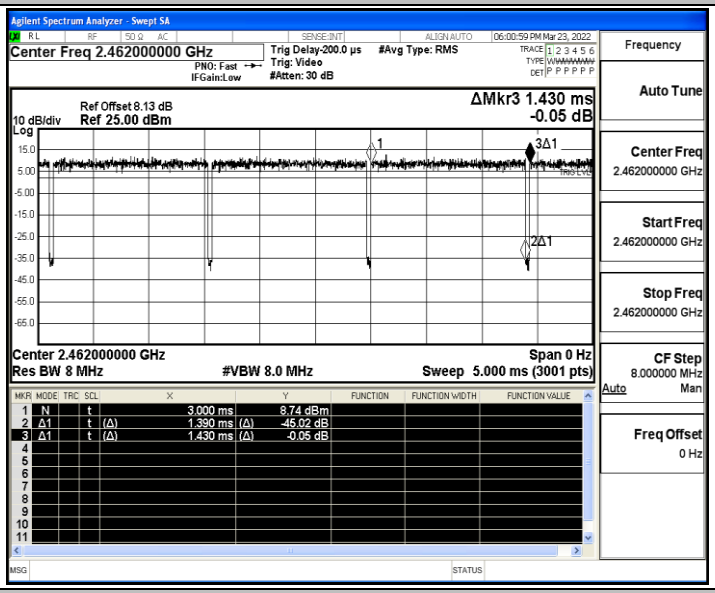

11N20SISO_Ant1_2412

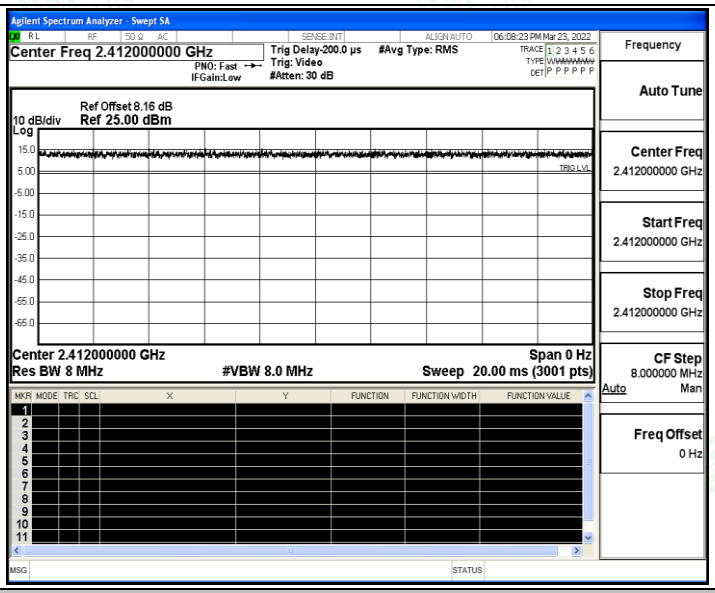

11N20SISO_Ant1_2437

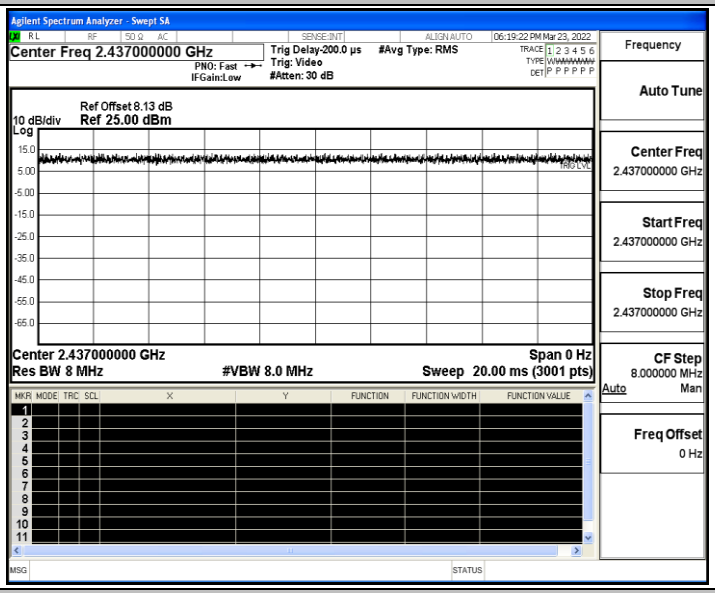

11N20SISO_Ant1_2462

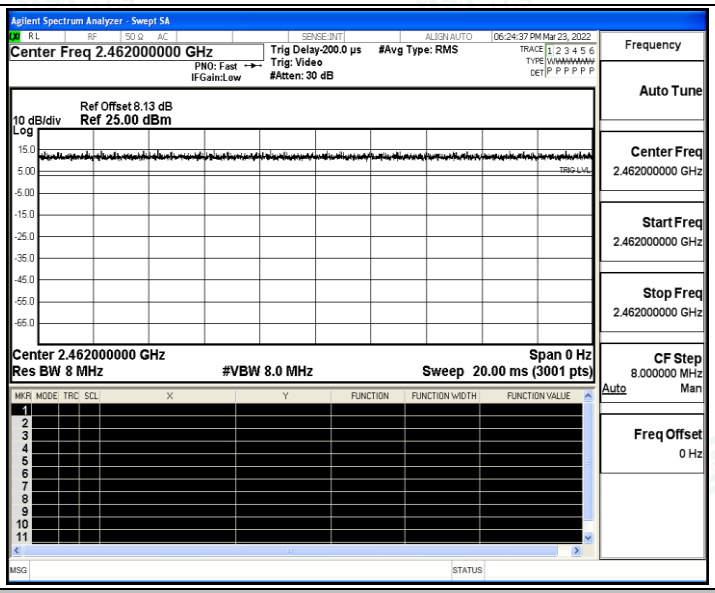

11N40SISO_Ant1_2422

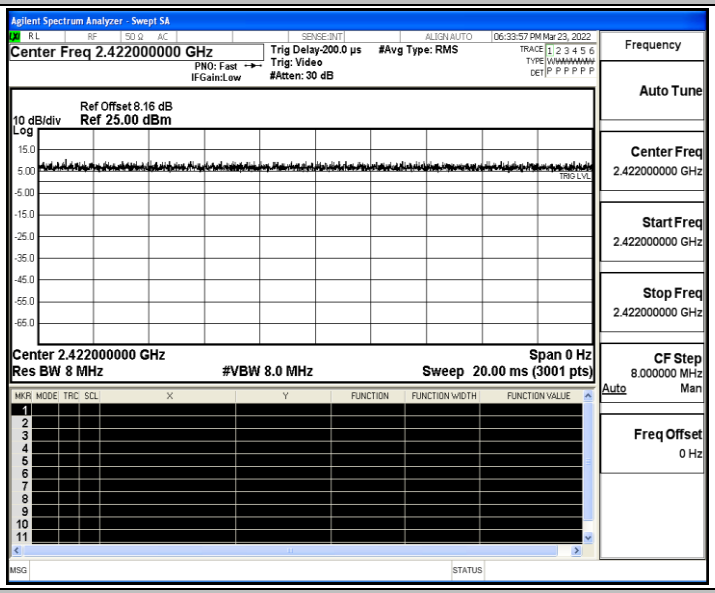

11N40SISO_Ant1_2437

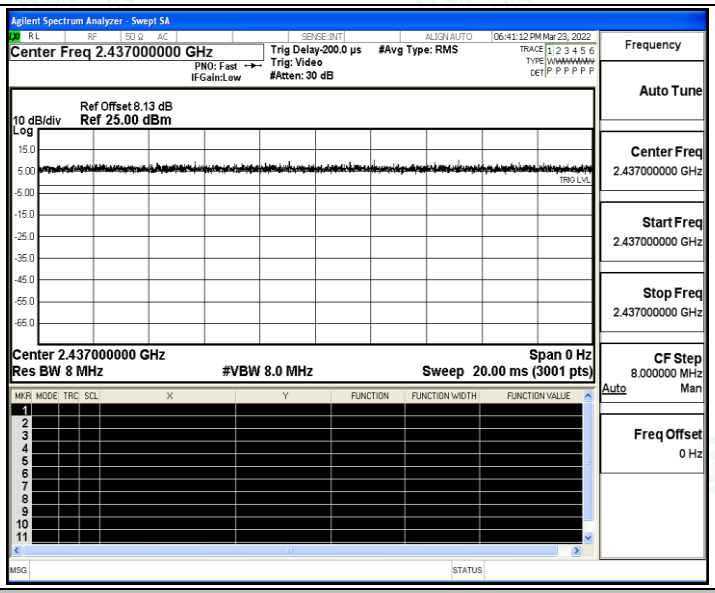

11N40SISO_Ant1_2452

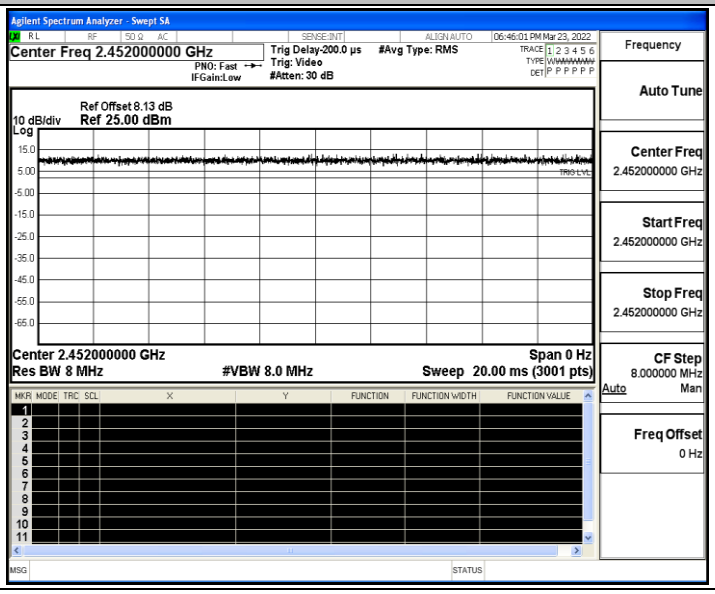

B.7 Emissions in Restricted Bands

Test Result

Test Mode	Antenna	Ch Name	Channel	Detector	Freq. [MHz]	Result [dBm]	Limit [dBm]	Result [dBuV/m]	Limit [dBuV/m]	Verdict
11B	Ant1	Low	2412	AV	2310.000	-49.15	≤-41.20	46.05	≤54	PASS
				AV	2389.960	-48.78	≤-41.20	46.42	≤54	PASS
				AV	2390.000	-48.78	≤-41.20	46.42	≤54	PASS
				Peak	2310.000	-39.13	≤-21.20	56.07	≤74	PASS
				Peak	2379.560	-36.4	≤-21.20	58.80	≤74	PASS
				Peak	2390.000	-38.41	≤-21.20	56.79	≤74	PASS
		High	2462	AV	2483.500	-47.24	≤-41.20	47.96	≤54	PASS
				AV	2485.320	-47.25	≤-41.20	47.95	≤54	PASS
				AV	2500.000	-48.36	≤-41.20	46.84	≤54	PASS
				Peak	2483.500	-37.52	≤-21.20	57.68	≤74	PASS
				Peak	2499.290	-36.66	≤-21.20	58.54	≤74	PASS
				Peak	2500.000	-37.91	≤-21.20	57.29	≤74	PASS
11G	Ant1	Low	2412	AV	2310.000	-49.01	≤-41.20	46.19	≤54	PASS
				AV	2389.960	-48.4	≤-41.20	46.80	≤54	PASS
				AV	2390.000	-48.4	≤-41.20	46.80	≤54	PASS
				Peak	2310.000	-38.69	≤-21.20	56.51	≤74	PASS
				Peak	2380.470	-36.59	≤-21.20	58.61	≤74	PASS
				Peak	2390.000	-37.83	≤-21.20	57.37	≤74	PASS
		High	2462	AV	2483.500	-45.84	≤-41.20	49.36	≤54	PASS
				AV	2483.780	-45.86	≤-41.20	49.34	≤54	PASS
				AV	2500.000	-47.7	≤-41.20	47.50	≤54	PASS
				Peak	2483.500	-30.83	≤-21.20	64.37	≤74	PASS
				Peak	2483.780	-31.16	≤-21.20	64.04	≤74	PASS
				Peak	2500.000	-38.28	≤-21.20	56.92	≤74	PASS
11N20SISO	Ant1	Low	2412	AV	2310.000	-49.18	≤-41.20	46.02	≤54	PASS
				AV	2389.960	-47.11	≤-41.20	48.09	≤54	PASS
				AV	2390.000	-47.11	≤-41.20	48.09	≤54	PASS
				Peak	2310.000	-37.59	≤-21.20	57.61	≤74	PASS
				Peak	2389.960	-31.55	≤-21.20	63.65	≤74	PASS
				Peak	2390.000	-31.55	≤-21.20	63.65	≤74	PASS
		High	2462	AV	2483.500	-43.58	≤-41.20	51.62	≤54	PASS
				AV	2483.560	-43.63	≤-41.20	51.57	≤54	PASS
				AV	2500.000	-48.37	≤-41.20	46.83	≤54	PASS
				Peak	2483.500	-29.02	≤-21.20	66.18	≤74	PASS
				Peak	2483.560	-29.16	≤-21.20	66.04	≤74	PASS

				Peak	2500.000	-38.42	≤-21.20	56.78	≤74	PASS
11N40SISO	Ant1	Low	2422	AV	2310.000	-49.17	≤-41.20	46.03	≤54	PASS
				AV	2389.960	-47.68	≤-41.20	47.52	≤54	PASS
				AV	2390.000	-47.68	≤-41.20	47.52	≤54	PASS
				Peak	2310.000	-39.08	≤-21.20	56.12	≤74	PASS
				Peak	2389.830	-35.59	≤-21.20	59.61	≤74	PASS
				Peak	2390.000	-36.04	≤-21.20	59.16	≤74	PASS
		High	2452	AV	2483.500	-43.93	≤-41.20	53.33	≤54	FAIL
				AV	2483.560	-43.98	≤-41.20	53.28	≤54	FAIL
				AV	2500.000	-48.39	≤-41.20	46.81	≤54	PASS
				Peak	2483.500	-26.16	≤-21.20	69.04	≤74	PASS
				Peak	2485.870	-22.71	≤-21.20	72.49	≤74	PASS
				Peak	2500.000	-38.18	≤-21.20	57.02	≤74	PASS

Note：

1. The Antenna Gain is compensated in the graph.
2. The limit in dBm for average detector is conversion from 54dBuV/m, according to 15.209(a). The limit in dBm for peak detector is 20dB above the limit of average detector in dBm.

Test Graphs

11B_Ant1_Low_2412_AV

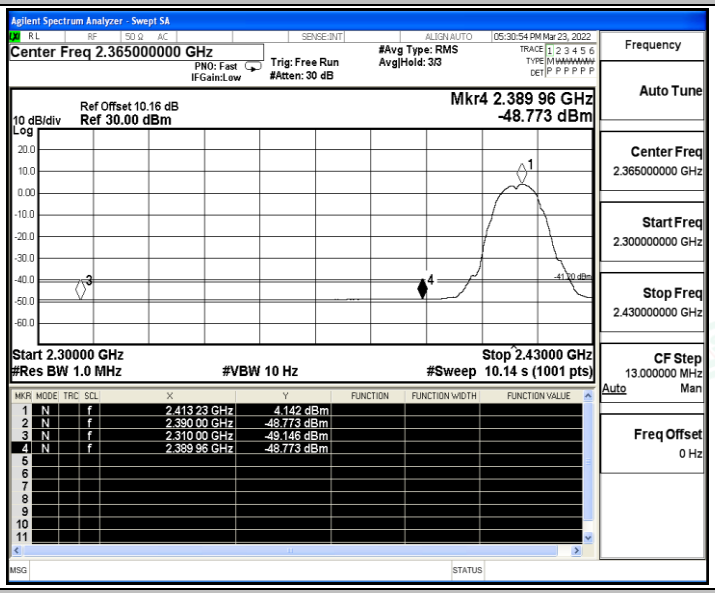

11B_Ant1_Low_2412_Peak

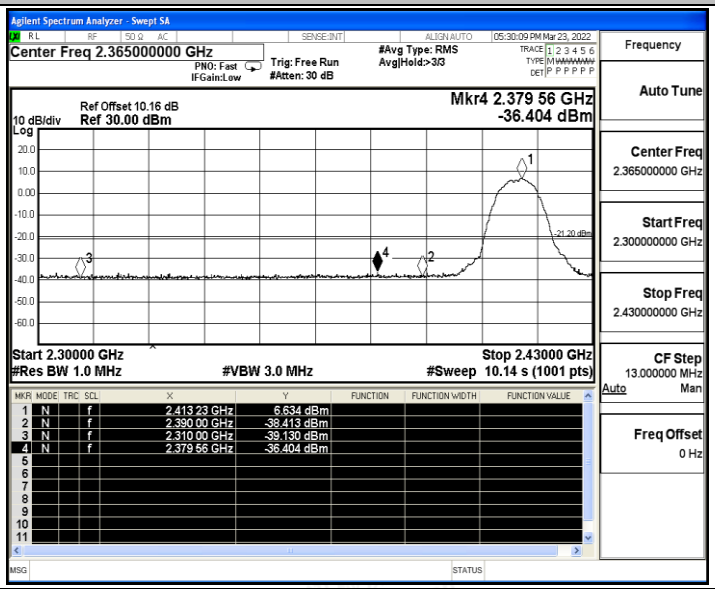

11B_Ant1_High_2462_AV

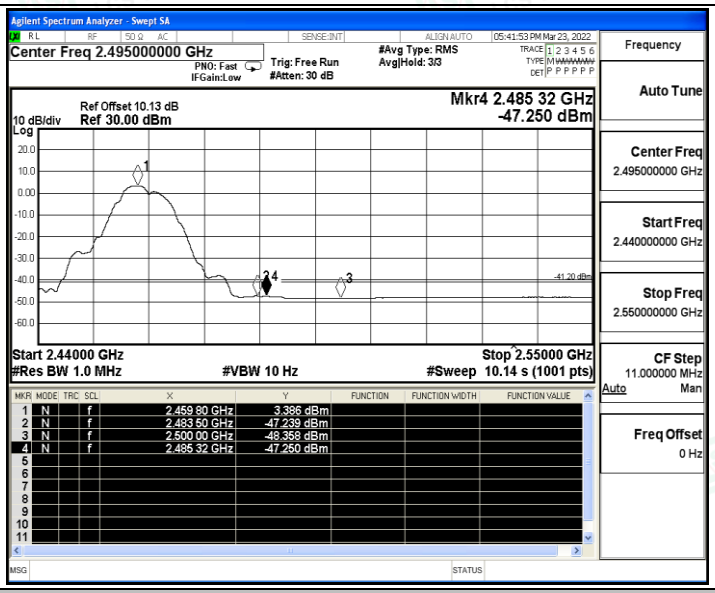

11B_Ant1_High_2462_Peak

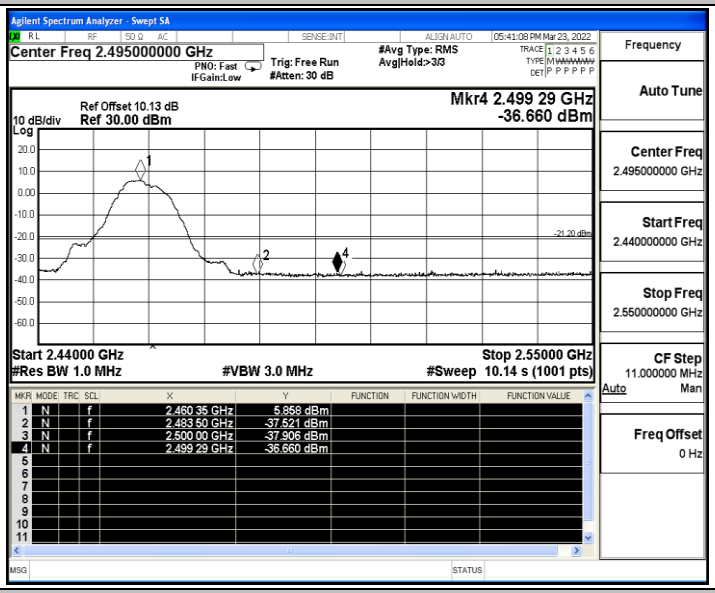

11G_Ant1_Low_2412_AV

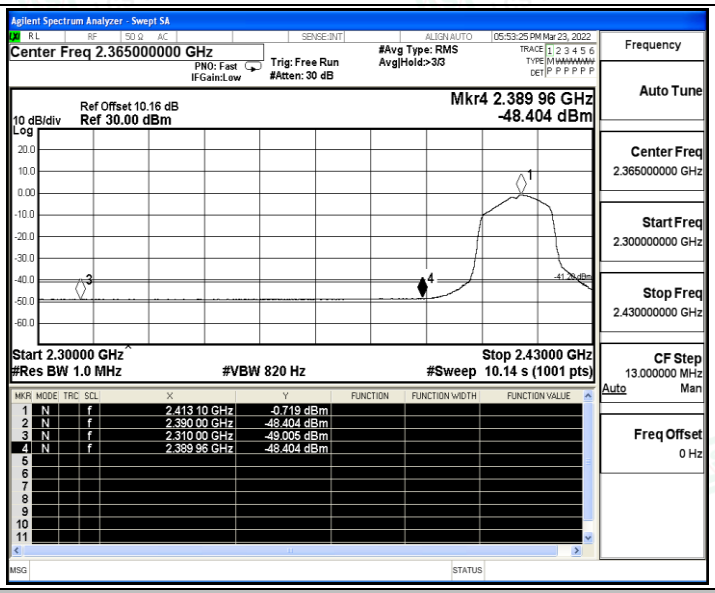

11G_Ant1_Low_2412_Peak

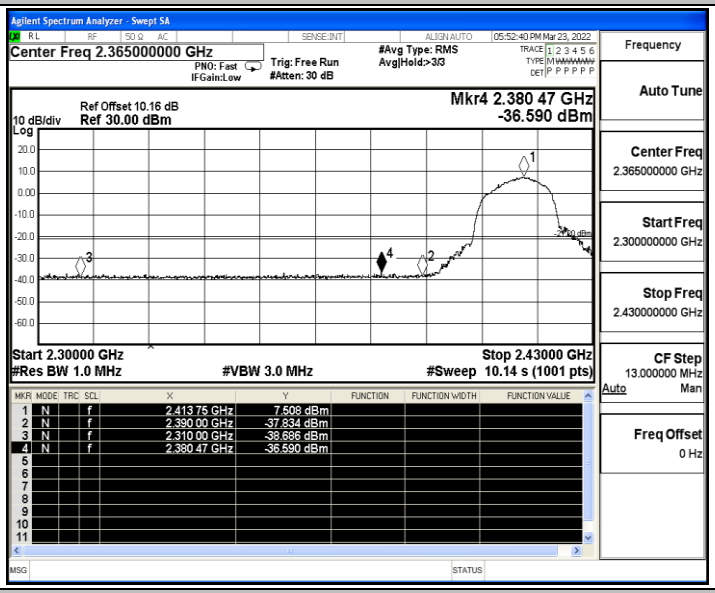

11G_Ant1_High_2462_AV

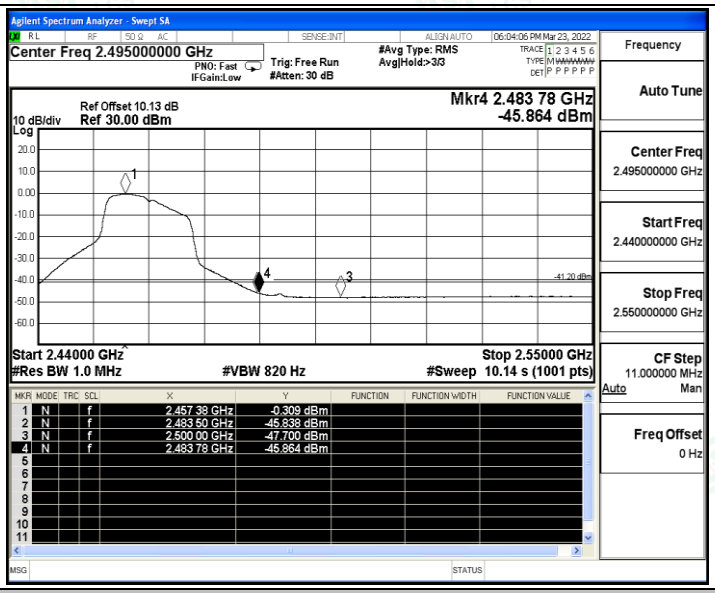

11G_Ant1_High_2462_Peak

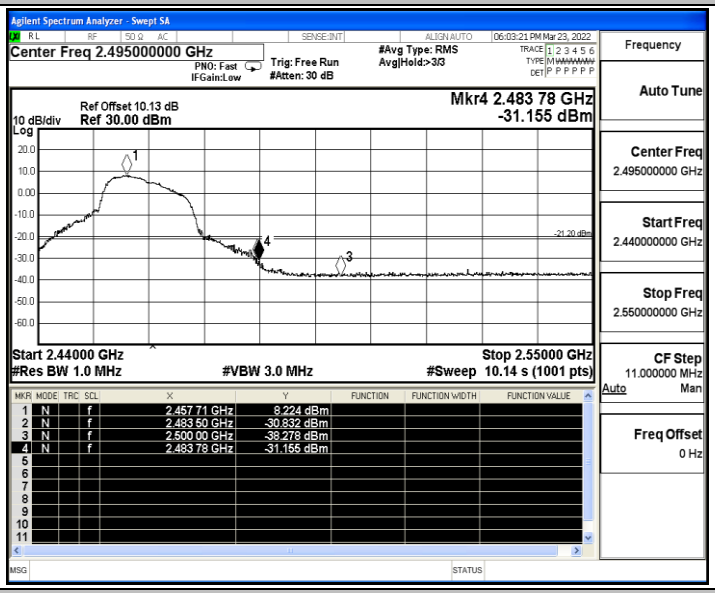

11N20SISO_Ant1_Low_2412_AV

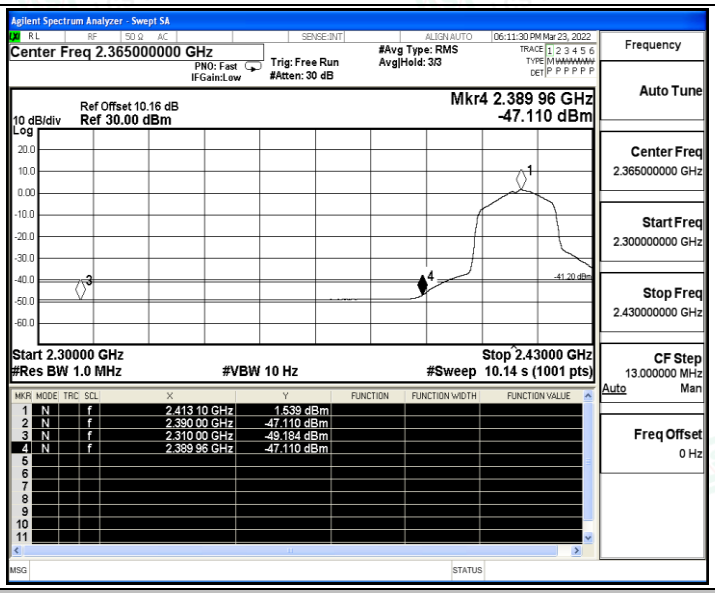

11N20SISO_Ant1_Low_2412_Peak

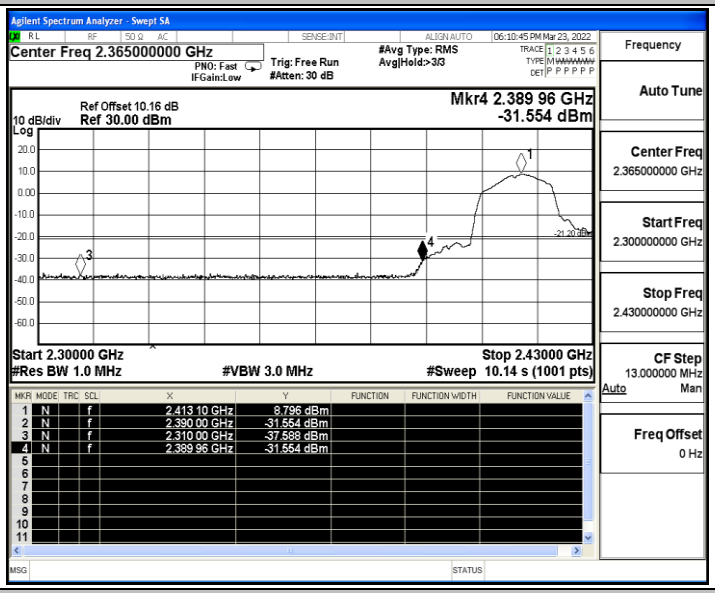

11N20SISO_Ant1_High_2462_AV

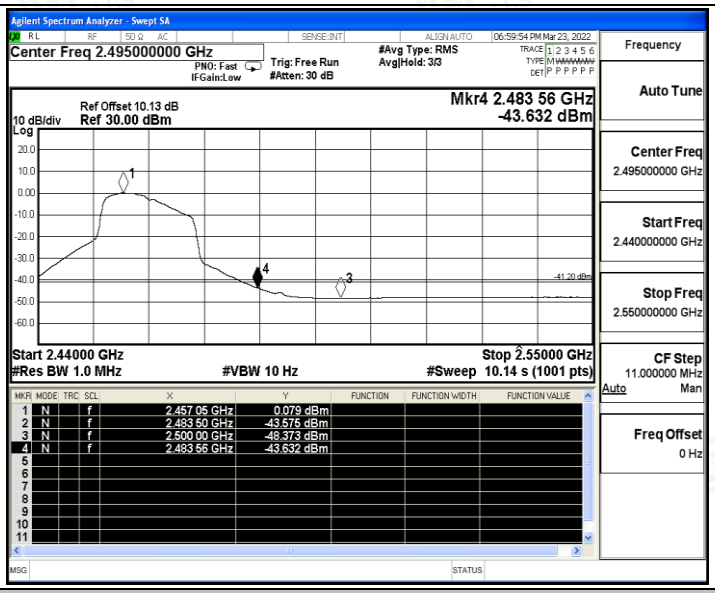

11N20SISO_Ant1_High_2462_Peak

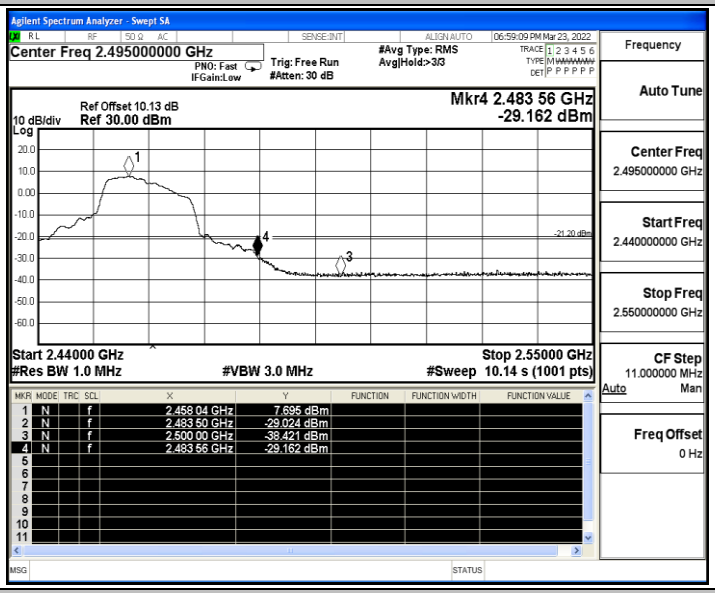

11N40SISO_Ant1_Low_2422_AV

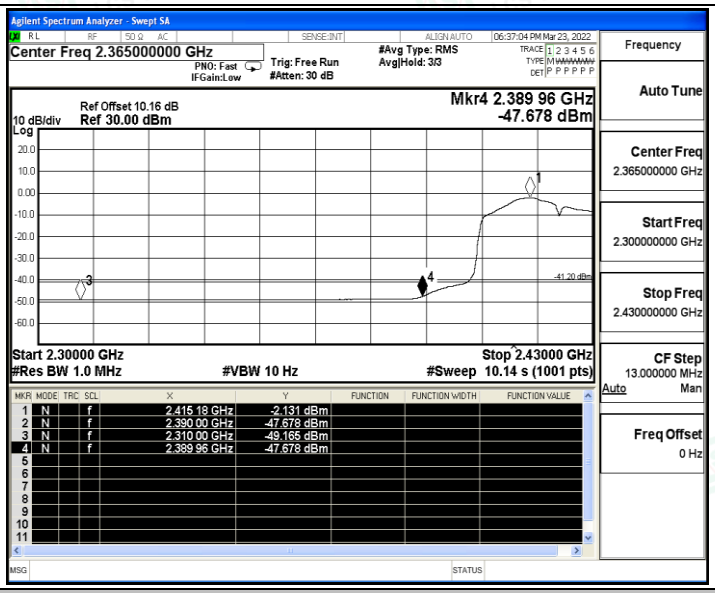

11N40SISO_Ant1_Low_2422_Peak

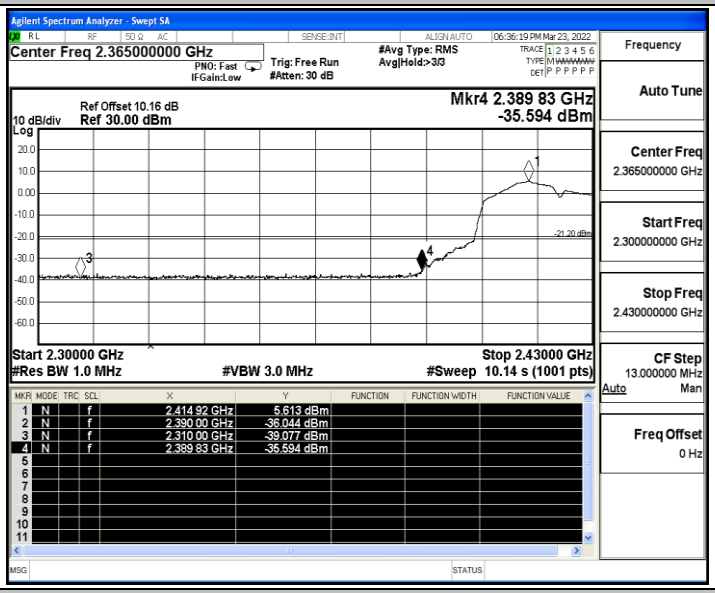

11N40SISO_Ant1_High_2452_AV

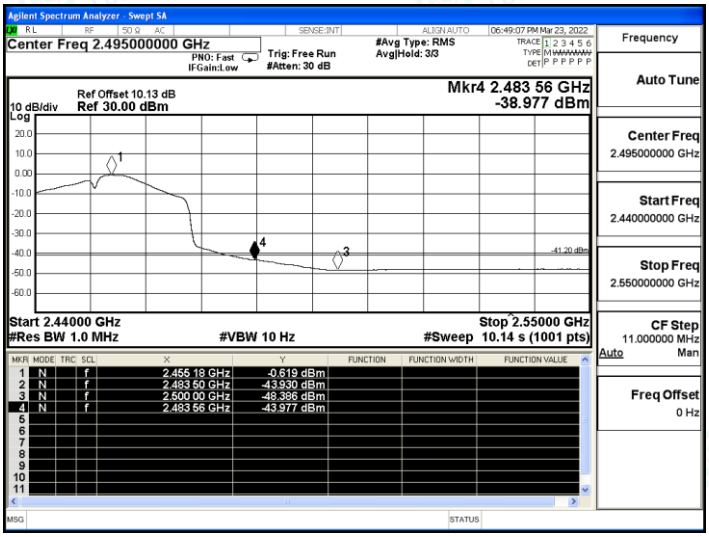
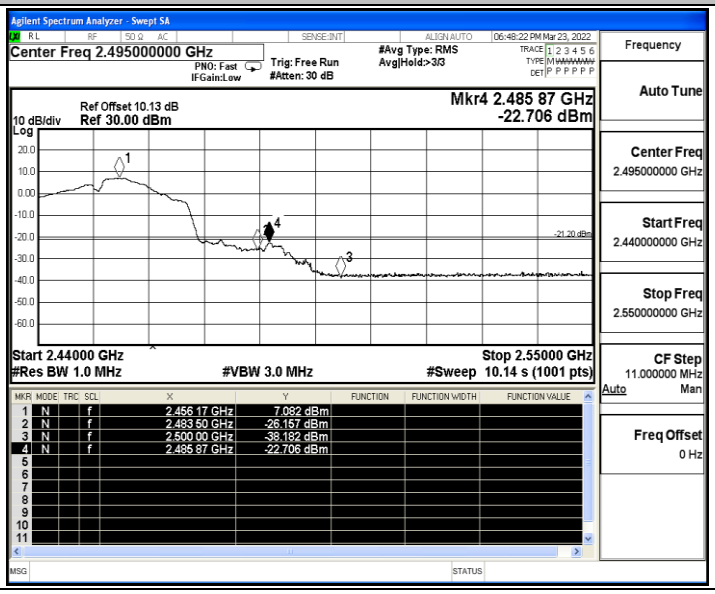
11N40SISO_Ant1_High_2452_Peak