Land and water rollover stunt vehicle

STUNT CAR 8+



SPECIFICATIONS COLOURS AND CONTENTS MAY VARY FROM ILLUSTRATIONS.

360° 4x4 Waterproof Collision Avoidance 2.4 GHz

Land and water are unimpeded,marching forward bravely

MOST OF THEM ADAPT UNRESTRICTED

WARNING:
This product is a toy, can wash the surface with water, shallow water can drive! The car must not be submerged.


Living Waterproof

Water Travel


No Shallow Water

WARNING:
1.If another car with the same frequency is running nearby, your car will be out of control.
2.Never let a child use these products unless battery door is secured.
3.The toy should be used under the direct supervision of an adult.
4.The toy is imitation of real product, does not provide protection. Please Keep out of young children's reach.
5.The toy is a high speed car. Please do not impact to human and animal, or it will cause harm and danger.
6.The packaging has to be kept since it contains important information.

inflatable tires air pump included

⚠ WARNING:
CHOKING HAZARD-Small parts. Not for children under 8 years.

0-8

NO.WD01-1

MADE IN CHINA

Battery Installation

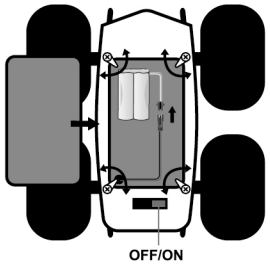

REQUIRES 7.4V RECHARGEABLE BATTERY (INCLUDED)

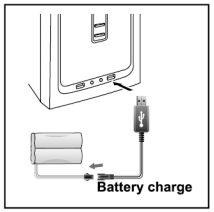

USB Line
(INCLUDED)

Replacing batteries ofthe transmitter
Find a tool about the same size as the aperture of the remote control cover, align it with the aperture and press it down. At the same time, pull the battery cover back to remove it.

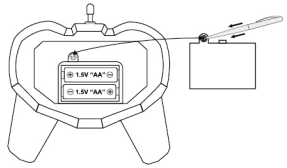

USES 2 "AA" SIZE BATTERIES (NOT INCLUDED)

Please charge the RC car's battery with,turn the power ON-OFF switch to on before use , and turn the power ON-OFF switch to " OFF after use to prevent the battery from working on stand by for a long time , Avoid battery depletion.

The Basic Operation of The Products

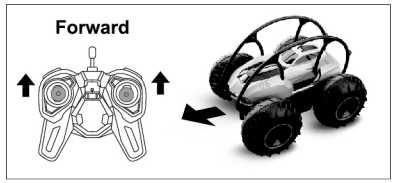
Forward

360°Rotation

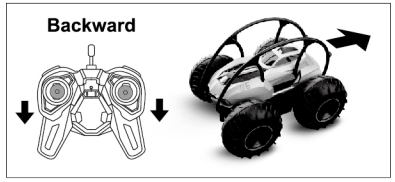
Backward


Stunt Roll

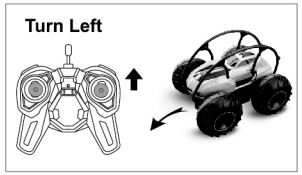
Turn Left

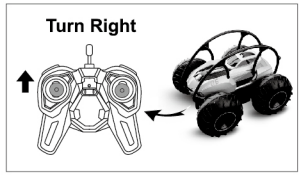
Turn Right

BATTERIES :
1.Use 1 set of rechargeable battery for the car and 2 pieces of 1.5V "AA" batteries for the controller.
2.Charging time of rechargeable battery: 3-4 hours
3.Playing time of rechargeable battery: More than 30 minutes
4.If the car is idle for a long time, please remove the batteries from the car and controller.

PARAMETER
1.The remote control distance is about 150-200 FT.
2.The car size: 9.65x8.1x7 inches
The remote control size: 4.84x4.6x1.66 inches
3.Battery capacity: 7.4V 900 mAh 6.66wh

CHARGE NOTICE:
1.Press the switches on the four groups of knobs for fixing the battery cover , and then remove the battery pack from the battery box.
2.Insert the USB plug into the battery pack. Make sure the connection is correct and secure as shown. Plug the USB socket into the USB interface. After full power supply, the yellow indicator in USB cable stops flashing.

FCC Caution:

This device complies with part 15 of the FCC Rules. Operation is subject to the following two conditions: (1) This device may not cause harmful interference, and (2) this device must accept any interference received, including interference that may cause undesired operation.

Any Changes or modifications not expressly approved by the party responsible for compliance could void the user's authority to operate the equipment.

Note: This equipment has been tested and found to comply with the limits for a Class B digital device, pursuant to part 15 of the FCC Rules. These limits are designed to provide reasonable protection against harmful interference in a residential installation. This equipment generates uses and can radiate radio frequency energy and, if not installed and used in accordance with the instructions, may cause harmful interference to radio communications. However, there is no guarantee that interference will not occur in a particular installation. If this equipment does cause harmful interference to radio or television reception, which can be determined by turning the equipment off and on, the user is encouraged to try to correct the interference by one or more of the following measures:

-Reorient or relocate the receiving antenna.

-Increase the separation between the equipment and receiver.

-Connect the equipment into an outlet on a circuit different from that to which the receiver is connected.

-Consult the dealer or an experienced radio/TV technician for help.

The device has been evaluated to meet general RF exposure requirement. The device can be used in portable exposure condition without restriction.