LTE Band 25_1.4M Spectrum Plot

QPSK-26047

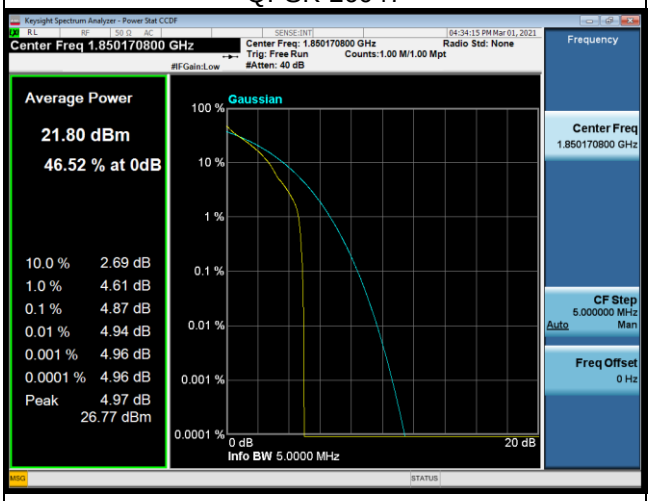

QPSK-26365

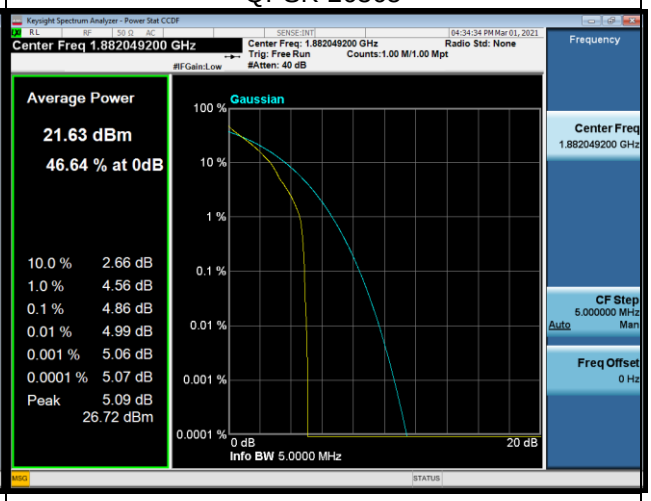

QPSK-26683

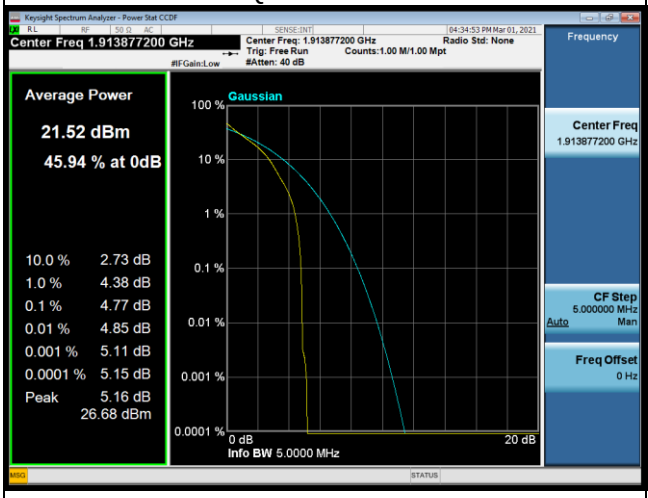

16QAM-26047

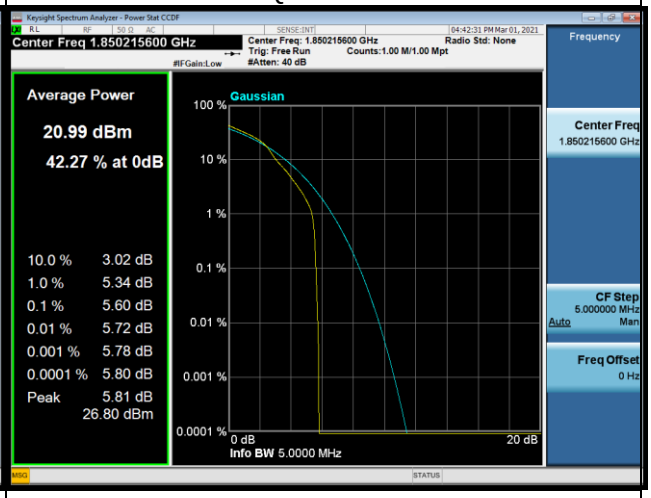

16QAM-26365

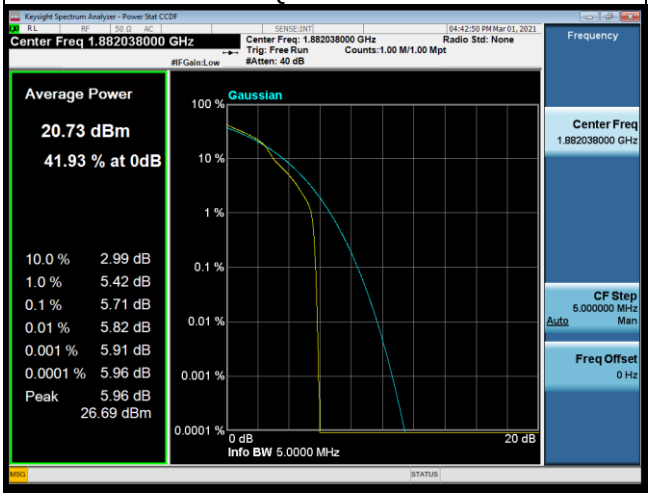

16QAM-26683

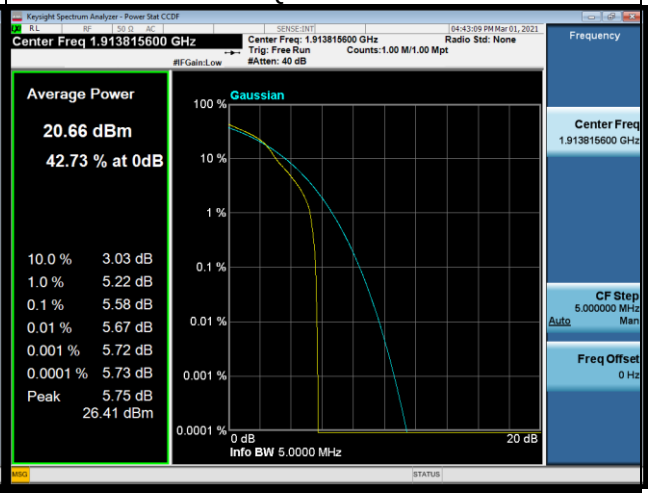

LTE Band 25_1.4M Spectrum Plot	
64QAM-26055	64QAM-26365
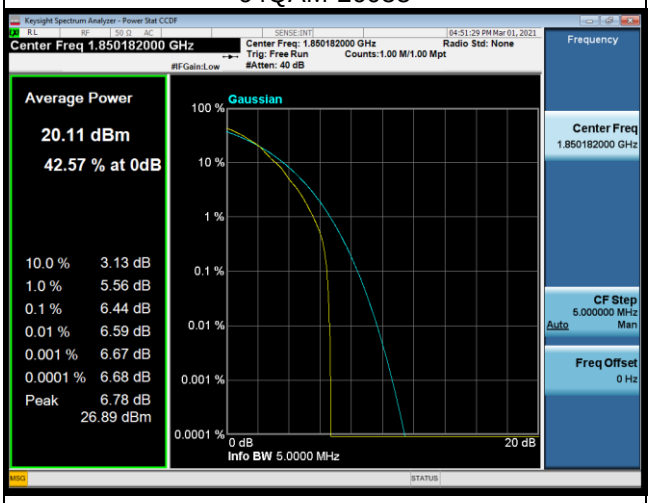	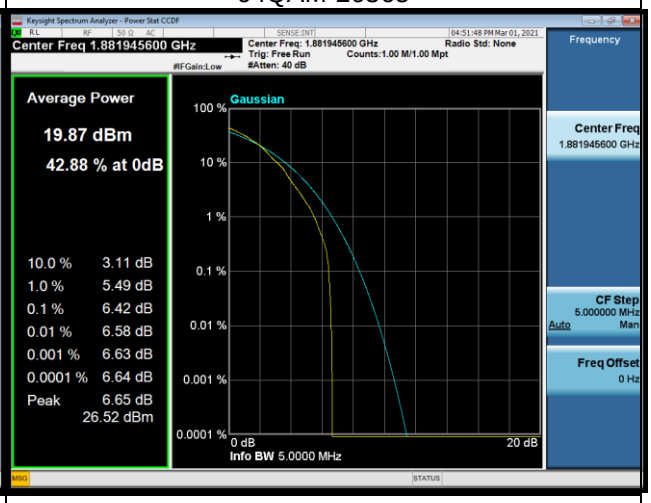
64QAM-26675	-
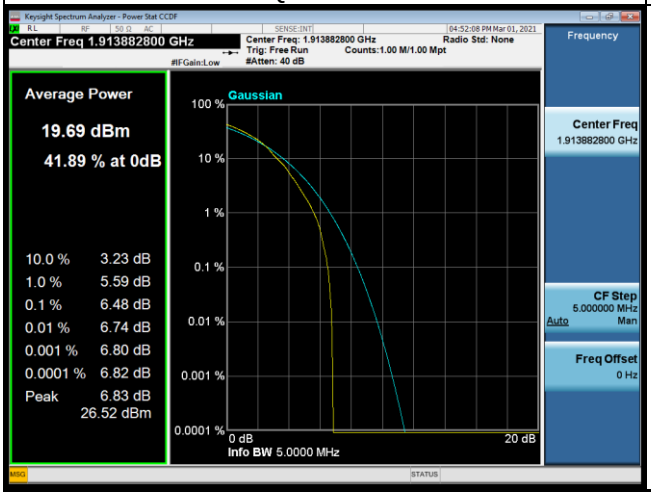	

LTE Band 25_3M Spectrum Plot

QPSK-26055

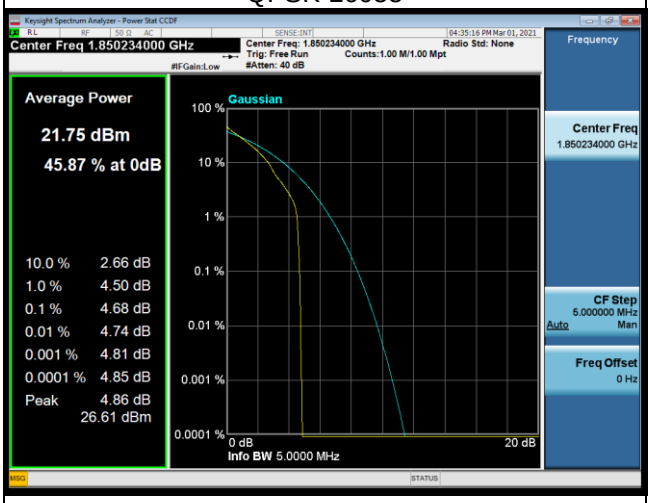

QPSK-26365

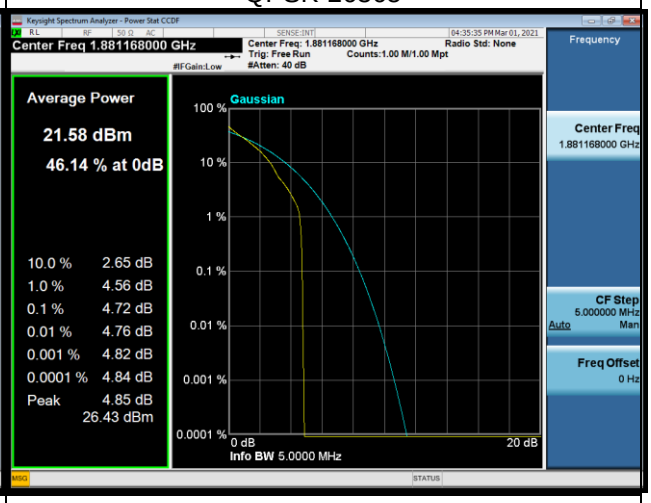

QPSK-26675

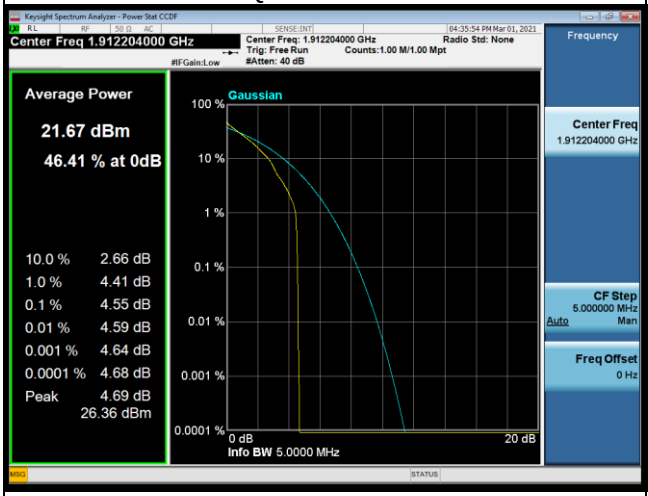

16QAM-26055

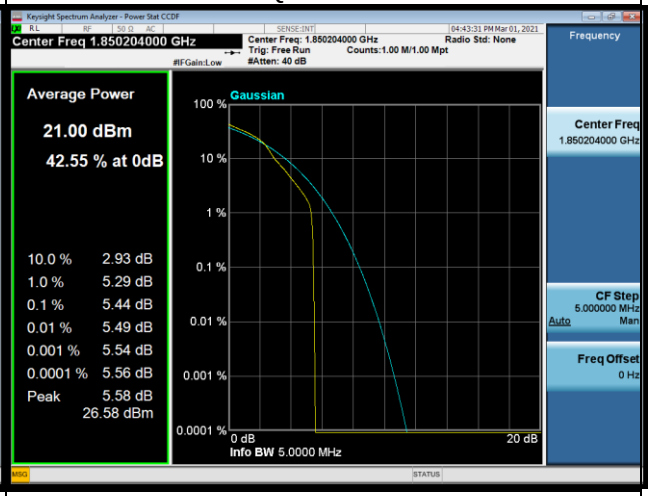

16QAM-26365

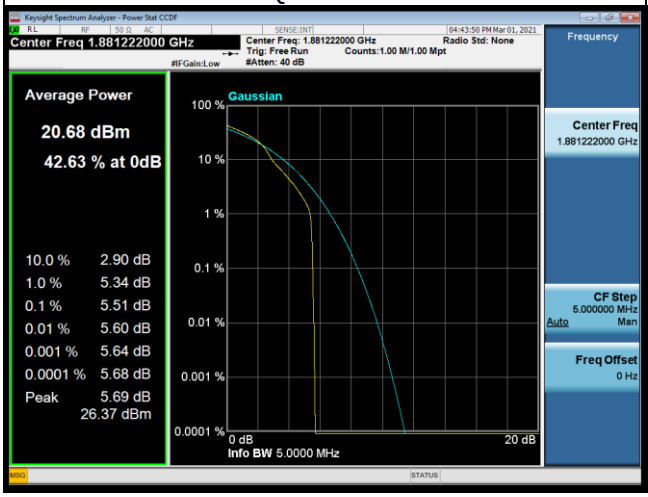

16QAM-26675

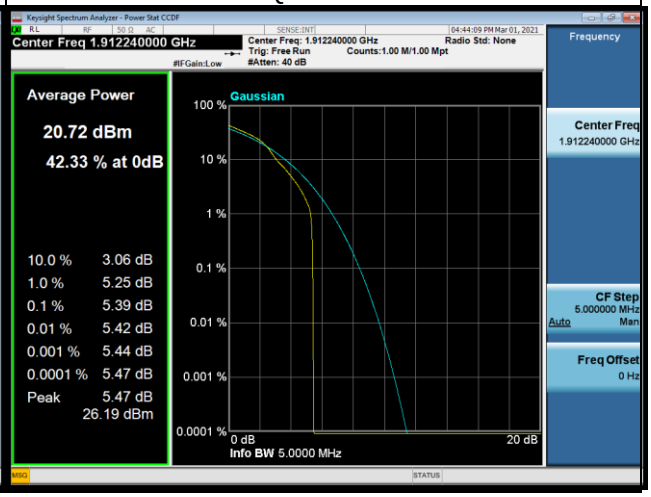

LTE Band 25_3M Spectrum Plot	
64QAM-26055	64QAM-26365
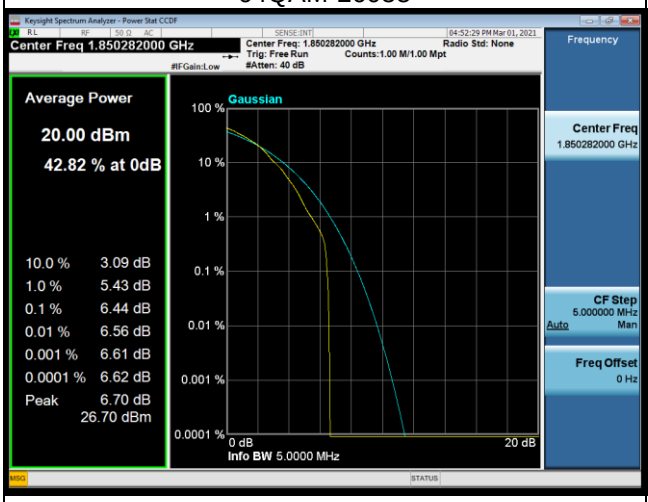	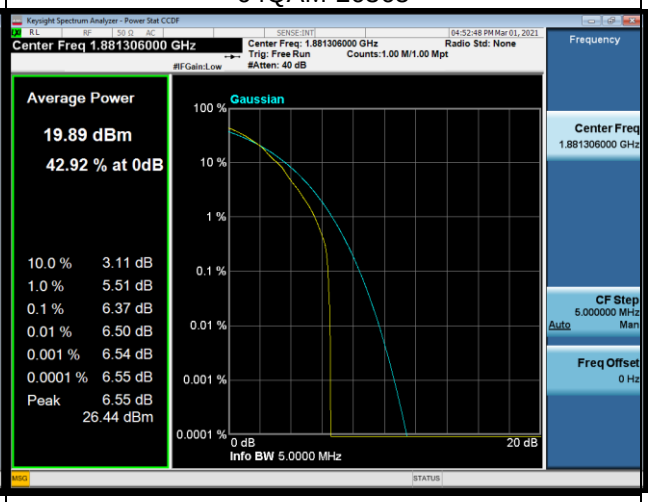
64QAM-26675	-
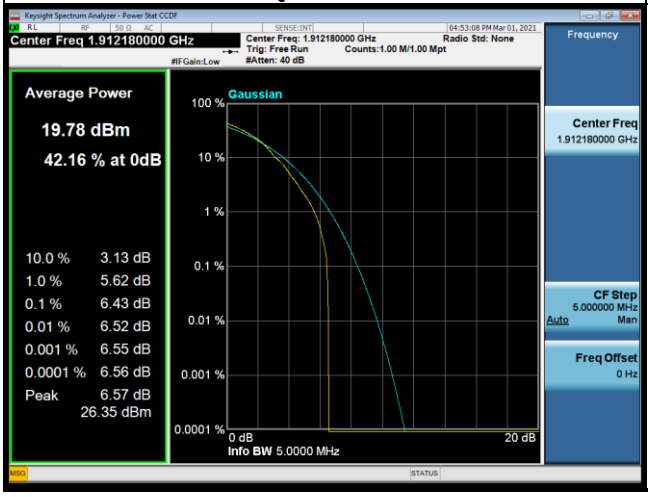	

LTE Band 25_5M Spectrum Plot

QPSK-26065

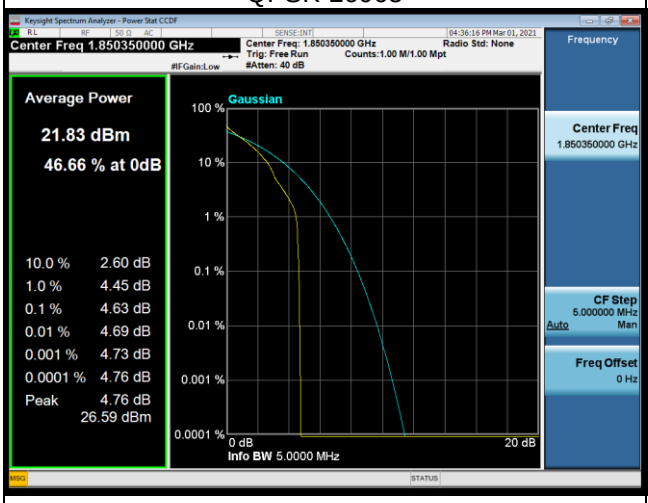

QPSK-26365

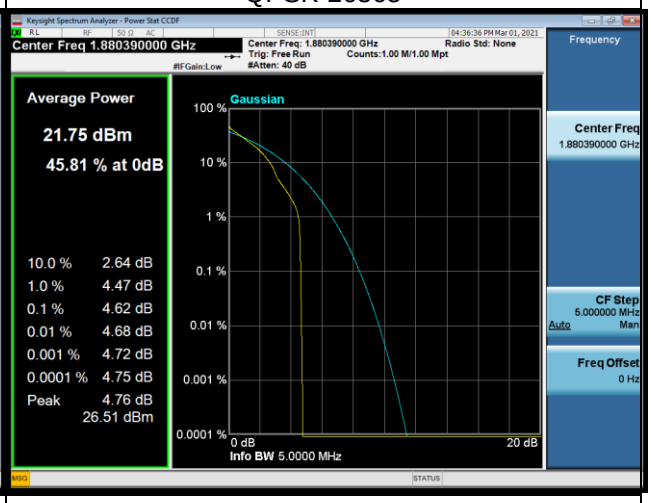

QPSK-26665

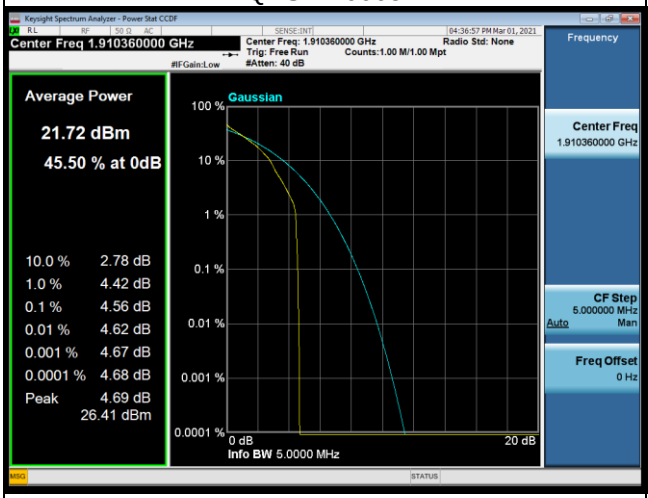

16QAM-26065

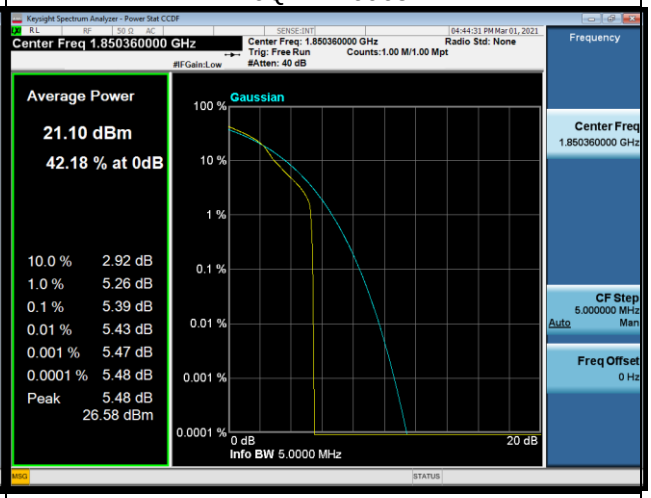

16QAM-26365

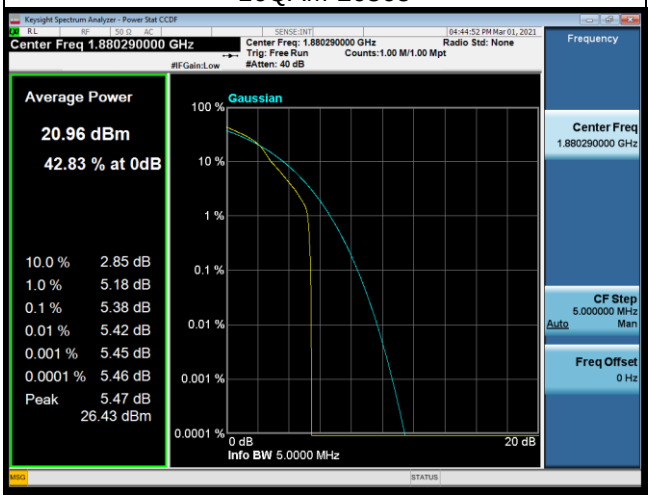

16QAM-26665

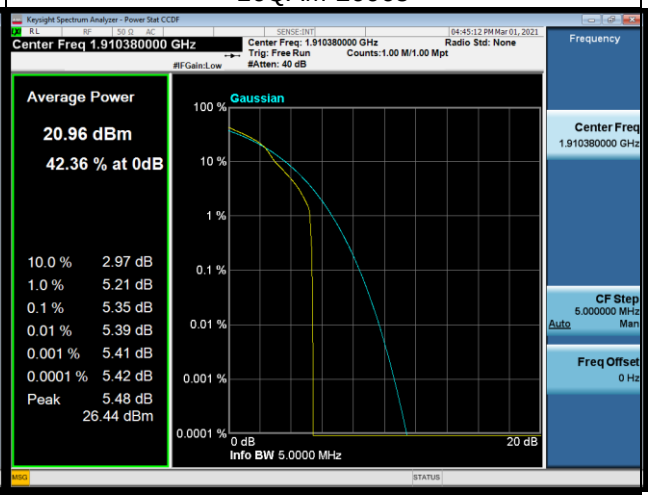

LTE Band 25_5M Spectrum Plot	
64QAM-26065	64QAM-26365
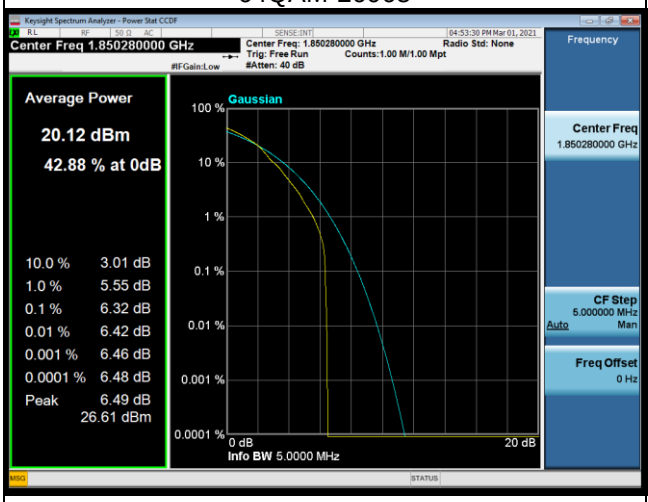	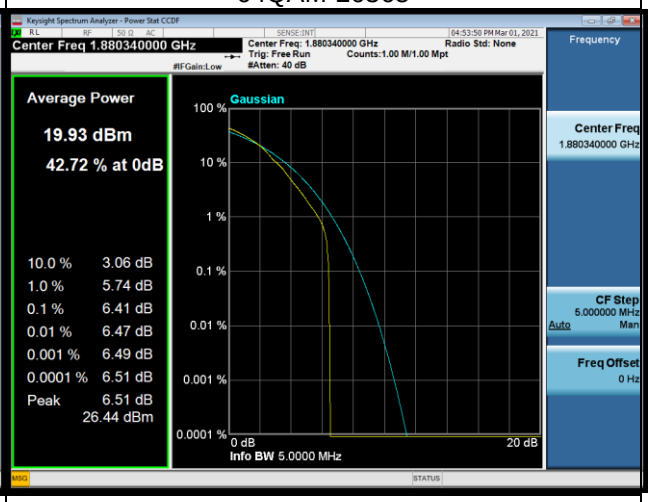
64QAM-26665	-
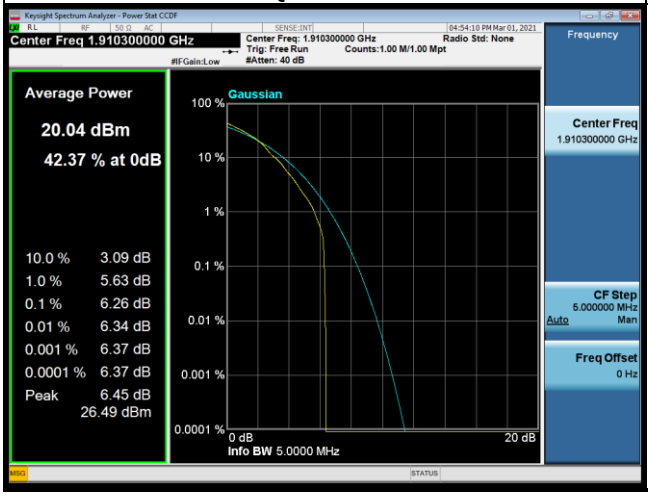	

LTE Band 25_10M Spectrum Plot

QPSK-26090

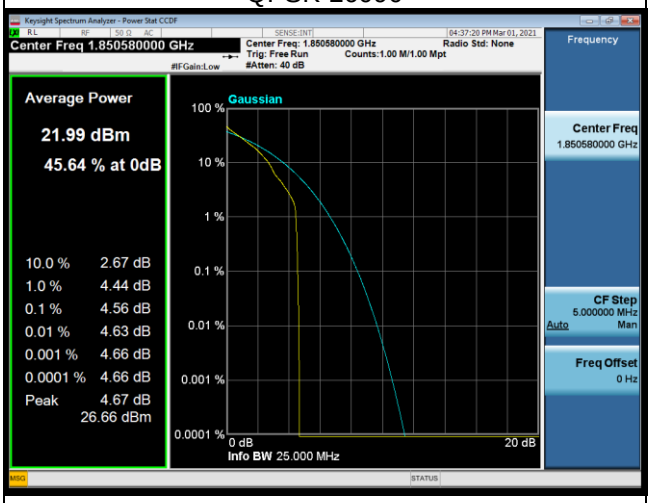

QPSK-26365

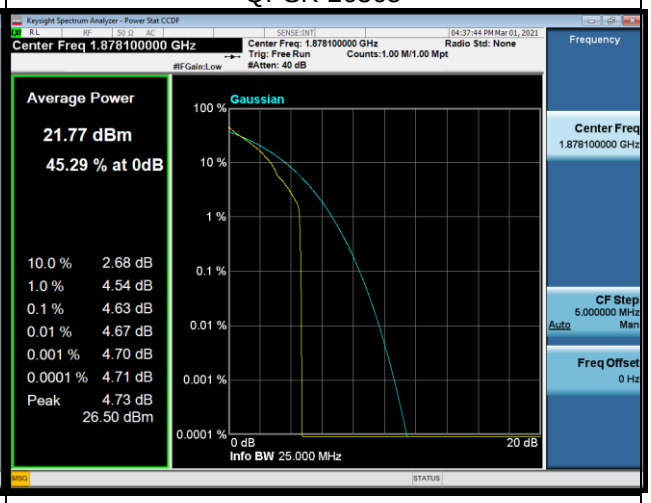

QPSK-26640

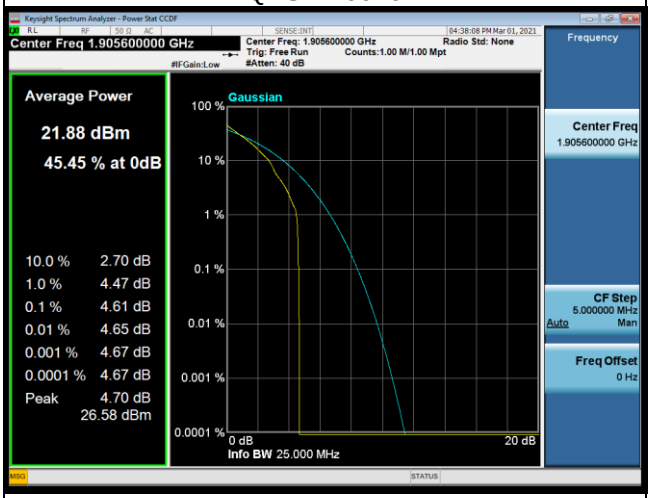

16QAM-26090

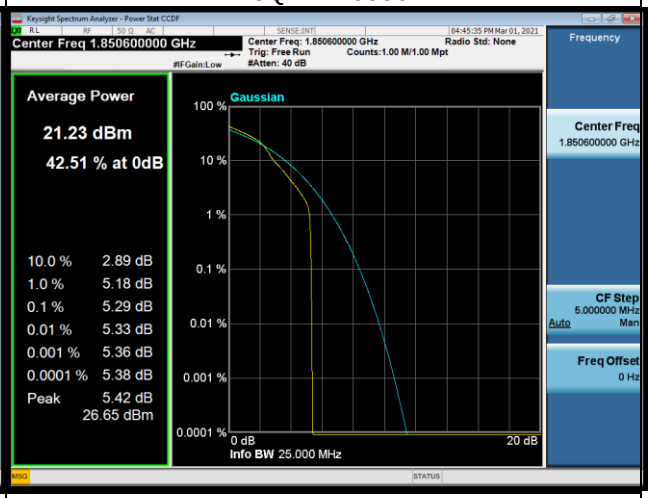

16QAM-26365

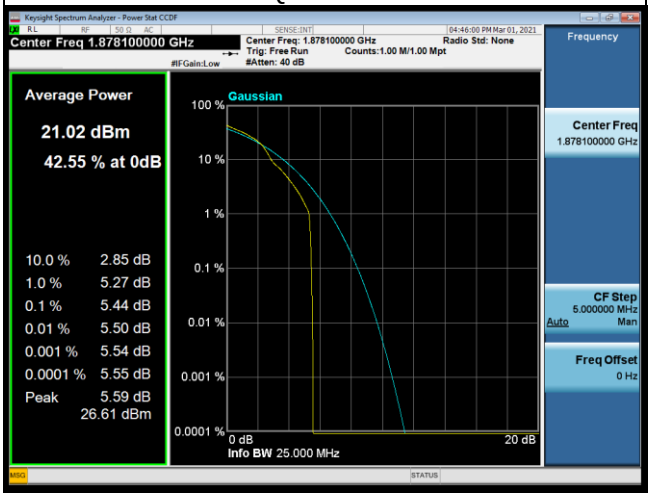

16QAM-26640

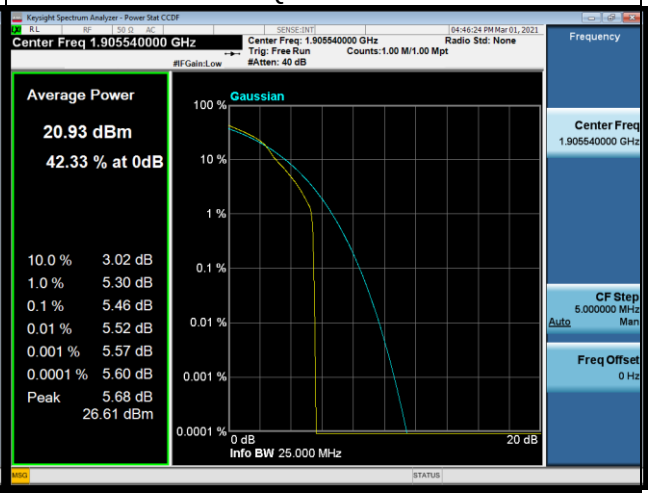

LTE Band 25_10M Spectrum Plot	
64QAM-26090	64QAM-26365
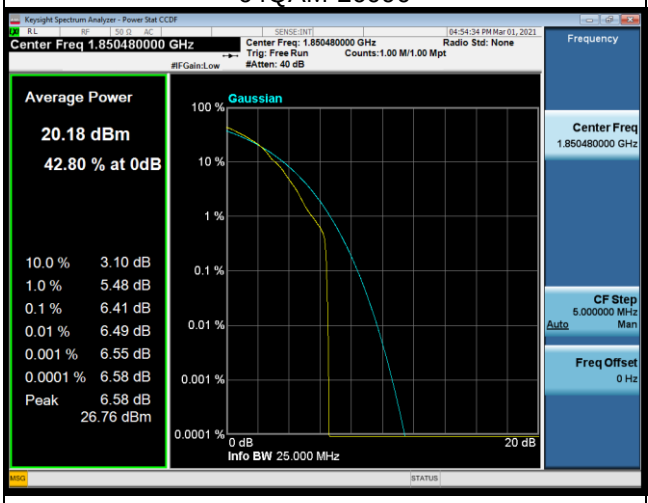	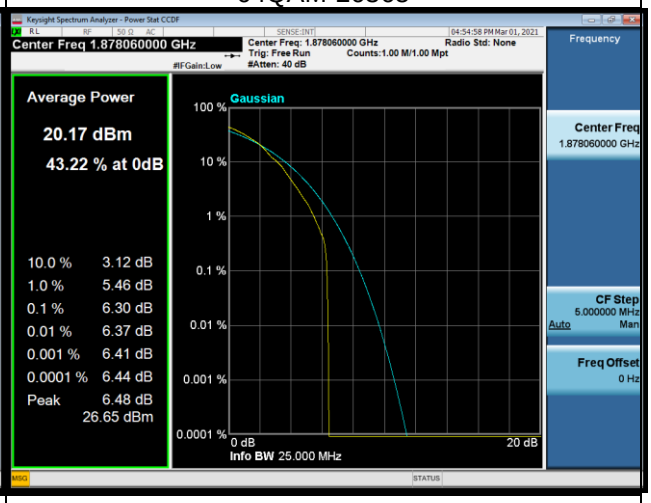
64QAM-26640	-
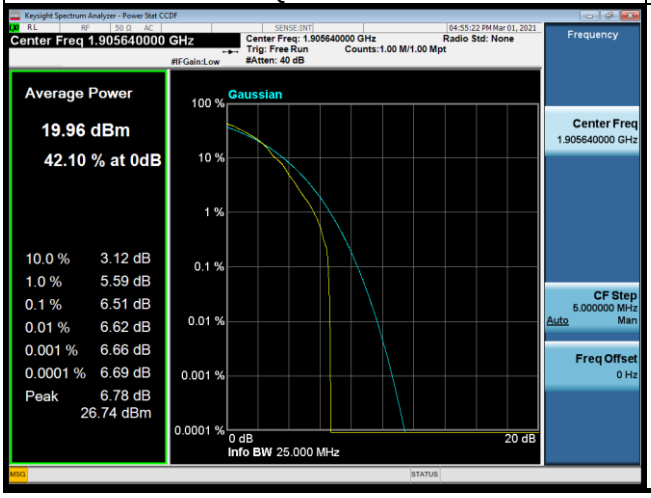	-

LTE Band 25_15M Spectrum Plot	
QPSK-26115	QPSK-26365
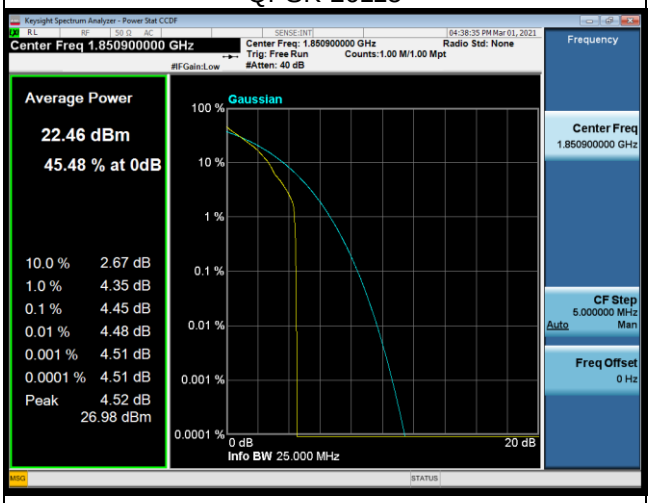	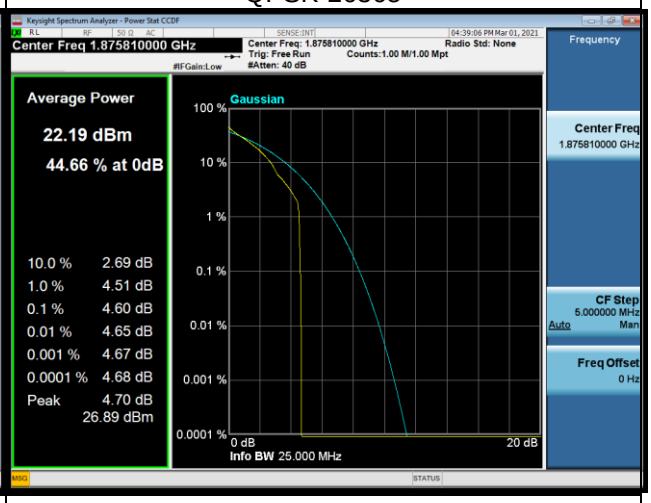
QPSK-26615	16QAM-26115
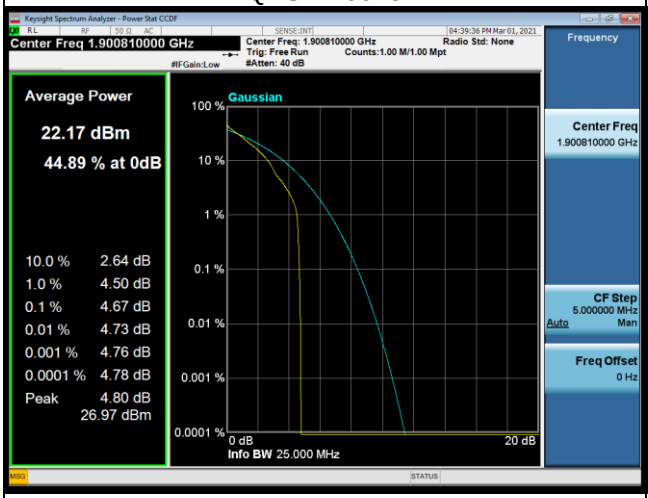	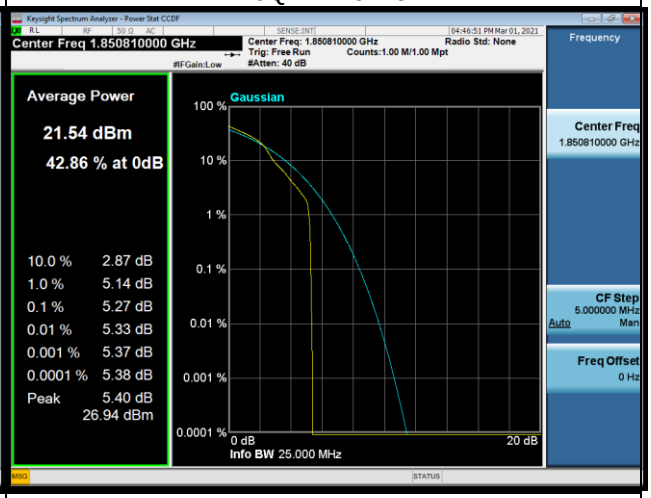
16QAM-26365	16QAM-26615
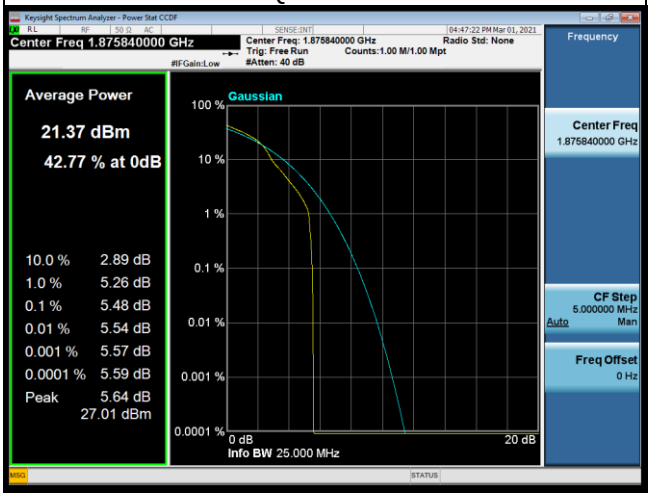	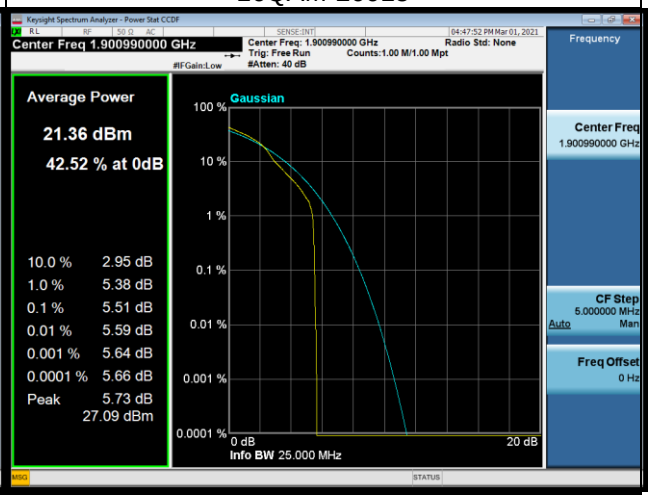

LTE Band 25_15M Spectrum Plot	
QPSK-26140	QPSK-26365
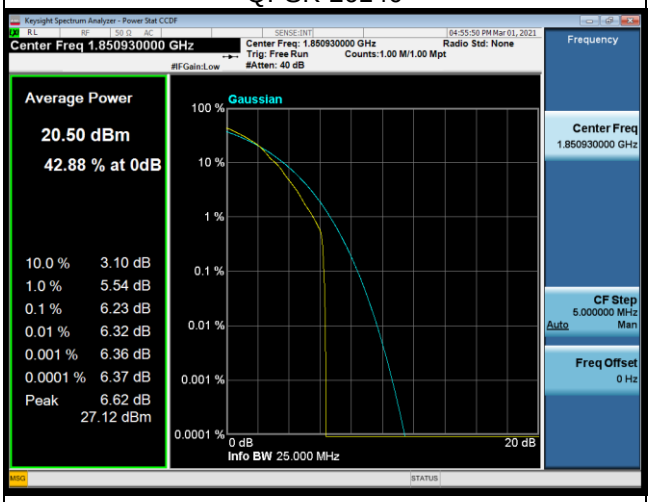	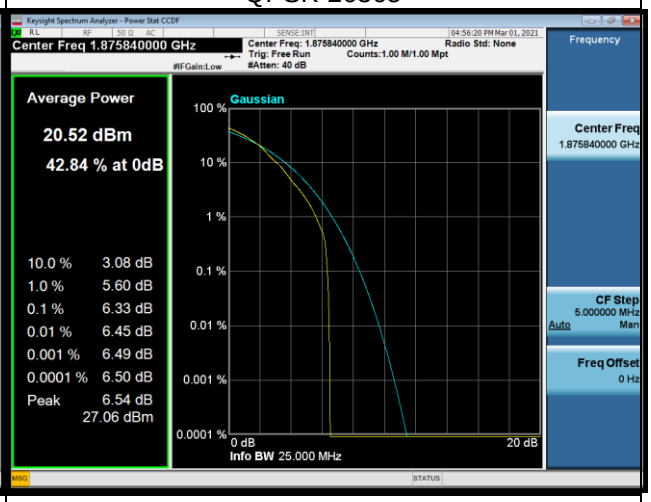
QPSK-26590	-
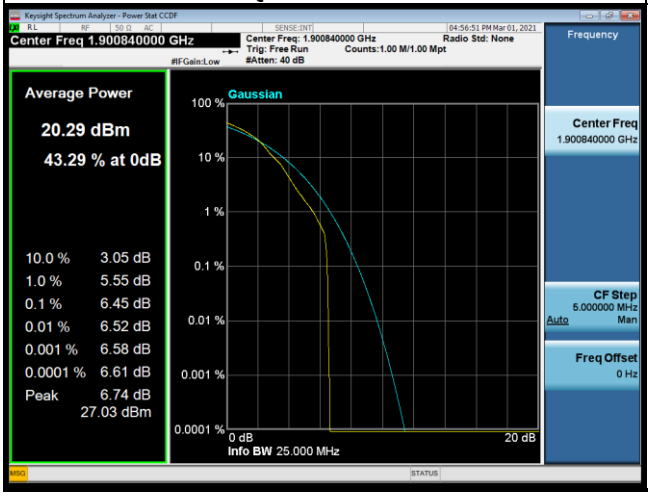	-

APPENDIX I - FREQUENCY STABILITY

Test Mode	PCS1900_CH661

Temperature vs. Frequency Stabiility

Temperature(°C)	Frequency Error (Hz)	Frequency Error (ppm)	Limit(ppm)
0	4.15	0.002207447	±2.5
10	6.15	0.003271277	
20	4.26	0.002265957	
30	3.68	0.001957447	
40	2.66	0.001414894	
45	5.98	0.003180851	
Max. Deviation (ppm)	6.15	0.003271277	

Voltage vs. Frequency Stability

Voltage(Volts)	Frequency Error (Hz)	Frequency Error (ppm)	Limit(ppm)
138	5.54	0.002946809	±2.5
120	6.33	0.003367021	
102	4.26	0.002265957	
Max. Deviation (ppm)	6.33	0.003367021	

Test Mode	WCDMA Band II_CH9400

Temperature vs. Frequency Stabiility

Temperature(°C)	Frequency Error (Hz)	Frequency Error (ppm)	Limit(ppm)
0	6.48	0.003446809	±2.5
10	7.15	0.003803191	
20	4.52	0.002404255	
30	3.24	0.001723936	
40	2.21	0.001175532	
45	2.13	0.001132979	
Max. Deviation (ppm)	7.15	0.003803191	

Voltage vs. Frequency Stability

Voltage(Volts)	Frequency Error (Hz)	Frequency Error (ppm)	Limit(ppm)
138	5.26	0.002797872	±2.5
120	4.27	0.002268617	
102	4.21	0.002239362	
Max. Deviation (ppm)	5.26	0.002797872	

Test Mode	LTE Band 2_CH18900_1.4M

Temperature vs. Frequency Stabiility

Temperature(°C)	Frequency Error (Hz)	Frequency Error (ppm)	Limit(ppm)
0	-6.70	-0.00356383	±2.5
10	3.96	0.002106383	
20	6.09	0.003239362	
30	1.73	0.000920213	
40	3.55	0.001888298	
45	3.63	0.001930851	
Max. Deviation (ppm)	-6.70	-0.00356383	

Voltage vs. Frequency Stability

Voltage(Volts)	Frequency Error (Hz)	Frequency Error (ppm)	Limit(ppm)
138	-1.25	-0.000664894	±2.5
120	-5.69	-0.003026596	
102	-1.47	-0.000781915	
Max. Deviation (ppm)	-5.69	-0.003026596	

Test Mode	LTE Band 2_CH18900_3M

Temperature vs. Frequency Stabiility

Temperature(°C)	Frequency Error (Hz)	Frequency Error (ppm)	Limit(ppm)
0	5.68	0.003021277	±2.5
10	-2.86	-0.001521277	
20	-5.15	-0.002739362	
30	-0.27	-0.000143617	
40	0.85	0.000452128	
45	1.79	0.000952128	
Max. Deviation (ppm)	5.68	0.003021277	

Voltage vs. Frequency Stability

Voltage(Volts)	Frequency Error (Hz)	Frequency Error (ppm)	Limit(ppm)
132	5.40	0.00287234	±2.5
120	4.45	0.002367021	
108	-6.49	-0.003452128	
Max. Deviation (ppm)	-6.49	-0.003452128	

Test Mode	LTE Band 2_CH18900_5M

Temperature vs. Frequency Stabiility

Temperature(°C)	Frequency Error (Hz)	Frequency Error (ppm)	Limit(ppm)
0	-5.77	-0.003069149	±2.5
10	5.70	0.003031915	
20	-4.05	-0.002154255	
30	6.15	0.003271277	
40	-1.28	-0.000680851	
45	-5.43	-0.002888298	
Max. Deviation (ppm)	6.15	0.003271277	

Voltage vs. Frequency Stability

Voltage(Volts)	Frequency Error (Hz)	Frequency Error (ppm)	Limit(ppm)
138	3.73	0.001984043	±2.5
120	-2.34	-0.001244681	
102	6.17	0.003281915	
Max. Deviation (ppm)	6.17	0.003281915	

Test Mode	LTE Band 2_CH18900_10M

Temperature vs. Frequency Stabiility

Temperature(°C)	Frequency Error (Hz)	Frequency Error (ppm)	Limit(ppm)
0	-1.06	-0.00056383	±2.5
10	-2.43	-0.001292553	
20	-0.94	-0.0005	
30	-4.89	-0.002601064	
40	6.98	0.003712766	
45	4.02	0.002138298	
Max. Deviation (ppm)	6.98	0.003712766	

Voltage vs. Frequency Stability

Voltage(Volts)	Frequency Error (Hz)	Frequency Error (ppm)	Limit(ppm)
138	3.58	0.001904255	±2.5
120	-5.78	-0.003074468	
102	-3.38	-0.001797872	
Max. Deviation (ppm)	-5.78	-0.003074468	

Test Mode	LTE Band 2_CH18900_15M

Temperature vs. Frequency Stabiility

Temperature(°C)	Frequency Error (Hz)	Frequency Error (ppm)	Limit(ppm)
0	0.30	0.000159574	±2.5
10	4.27	0.002271277	
20	-3.27	-0.001739362	
30	-3.32	-0.001765957	
40	0.95	0.000505319	
45	3.61	0.001920213	
Max. Deviation (ppm)	4.27	0.002271277	

Voltage vs. Frequency Stability

Voltage(Volts)	Frequency Error (Hz)	Frequency Error (ppm)	Limit(ppm)
138	2.85	0.001515957	±2.5
120	1.44	0.000765957	
102	6.11	0.00325	
Max. Deviation (ppm)	6.11	0.00325	

Test Mode	LTE Band 2_CH18900_20M

Temperature vs. Frequency Stabiility

Temperature(°C)	Frequency Error (Hz)	Frequency Error (ppm)	Limit(ppm)
0	-1.57	-0.000835106	±2.5
10	2.33	0.001239362	
20	-0.45	-0.000239362	
30	-6.37	-0.003388298	
40	6.44	0.003425532	
45	1.50	0.000797872	
Max. Deviation (ppm)	6.44	0.003425532	

Voltage vs. Frequency Stability

Voltage(Volts)	Frequency Error (Hz)	Frequency Error (ppm)	Limit(ppm)
138	-3.22	-0.001712766	±2.5
120	4.14	0.002202128	
102	-2.87	-0.001526596	
Max. Deviation (ppm)	4.14	0.002202128	

Test Mode	LTE Band 25_CH26365_1.4M

Temperature vs. Frequency Stabiility

Temperature(°C)	Frequency Error (Hz)	Frequency Error (ppm)	Limit(ppm)
0	-0.57	-0.000303191	±2.5
10	-6.37	-0.003388298	
20	5.21	0.002771277	
30	3.57	0.001898936	
40	-2.38	-0.001265957	
45	-2.38	-0.001265957	
Max. Deviation (ppm)	-6.37	-0.003388298	

Voltage vs. Frequency Stability

Voltage(Volts)	Frequency Error (Hz)	Frequency Error (ppm)	Limit(ppm)
138	3.66	0.001946809	±2.5
120	-6.00	-0.003191489	
102	1.27	0.000675532	
Max. Deviation (ppm)	-6	-0.003191489	

Test Mode	LTE Band 25_CH26365_3M

Temperature vs. Frequency Stabiility

Temperature(°C)	Frequency Error (Hz)	Frequency Error (ppm)	Limit(ppm)
0	-3.54	-0.001882979	±2.5
10	3.66	0.001946809	
20	1.54	0.000819149	
30	-4.63	-0.002462766	
40	3.65	0.001941489	
45	3.66	0.001946809	
Max. Deviation (ppm)	-4.63	-0.002462766	

Voltage vs. Frequency Stability

Voltage(Volts)	Frequency Error (Hz)	Frequency Error (ppm)	Limit(ppm)
138	3.33	0.001771277	±2.5
120	1.48	0.000787234	
102	-2.21	-0.001175532	
Max. Deviation (ppm)	3.33	0.001771277	

Test Mode	LTE Band 25_CH26365_5M

Temperature vs. Frequency Stabiility

Temperature(°C)	Frequency Error (Hz)	Frequency Error (ppm)	Limit(ppm)
0	-5.26	-0.002797872	±2.5
10	-6.65	-0.003537234	
20	7.25	0.003856383	
30	3.65	0.001941489	
40	-3.66	-0.001946809	
45	3.24	0.001723404	
Max. Deviation (ppm)	7.25	0.003856383	

Voltage vs. Frequency Stability

Voltage(Volts)	Frequency Error (Hz)	Frequency Error (ppm)	Limit(ppm)
138	4.32	0.002297872	±2.5
120	1.54	0.000819149	
102	0.51	0.000271277	
Max. Deviation (ppm)	4.32	0.002297872	

Test Mode	LTE Band 25_CH26365_10M

Temperature vs. Frequency Stabiility

Temperature(°C)	Frequency Error (Hz)	Frequency Error (ppm)	Limit(ppm)
0	5.32	0.002829787	±2.5
10	6.23	0.00331383	
20	4.21	0.002239362	
30	-6.32	-0.003361702	
40	4.36	0.002319149	
45	-3.00	-0.001595745	
Max. Deviation (ppm)	-6.32	-0.003361702	

Voltage vs. Frequency Stability

Voltage(Volts)	Frequency Error (Hz)	Frequency Error (ppm)	Limit(ppm)
138	-5.70	-0.003031915	±2.5
120	6.33	0.003367021	
102	1.27	0.000675532	
Max. Deviation (ppm)	6.33	0.003367021	

Test Mode	LTE Band 25_CH26365_15M

Temperature vs. Frequency Stabiility

Temperature(°C)	Frequency Error (Hz)	Frequency Error (ppm)	Limit(ppm)
0	-7.66	-0.004074468	±2.5
10	6.14	0.003265957	
20	3.54	0.001882979	
30	4.21	0.002239362	
40	1.22	0.000648936	
45	3.36	0.001787234	
Max. Deviation (ppm)	-7.66	-0.004074468	

Voltage vs. Frequency Stability

Voltage(Volts)	Frequency Error (Hz)	Frequency Error (ppm)	Limit(ppm)
138	-7.68	-0.004085106	±2.5
120	-2.78	-0.001478723	
102	4.32	0.002297872	
Max. Deviation (ppm)	-7.68	-0.004085106	

Test Mode	LTE Band 25_CH26365_20M

Temperature vs. Frequency Stabiility

Temperature(°C)	Frequency Error (Hz)	Frequency Error (ppm)	Limit(ppm)
0	6.36	0.003382979	±2.5
10	-1.25	-0.000664894	
20	6.32	0.003361702	
30	4.98	0.002648936	
40	7.25	0.003856383	
45	3.56	0.001893617	
Max. Deviation (ppm)	7.25	0.003856383	

Voltage vs. Frequency Stability

Voltage(Volts)	Frequency Error (Hz)	Frequency Error (ppm)	Limit(ppm)
138	3.15	0.001675532	±2.5
120	5.32	0.002829787	
102	3.37	0.001792553	
Max. Deviation (ppm)	5.32	0.002829787	

End of Test Report