APPENDIX G - MASK

LTE Band 26_1.4M			
1RB#0		1RB#5	
Channel	26697	Channel	26783
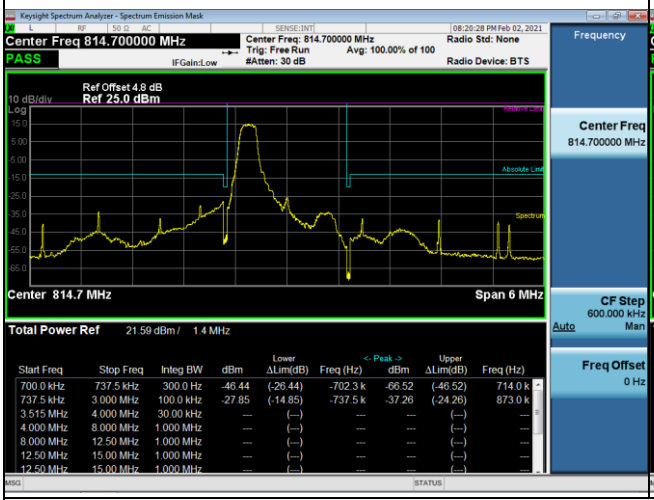		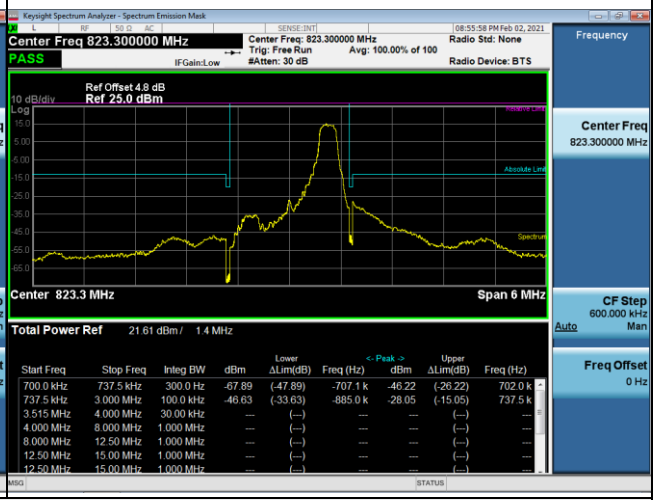	
6RB#0			
Channel	26697	Channel	26783

LTE Band 26_3M			
1RB#0		1RB#14	
Channel	26705	Channel	26775
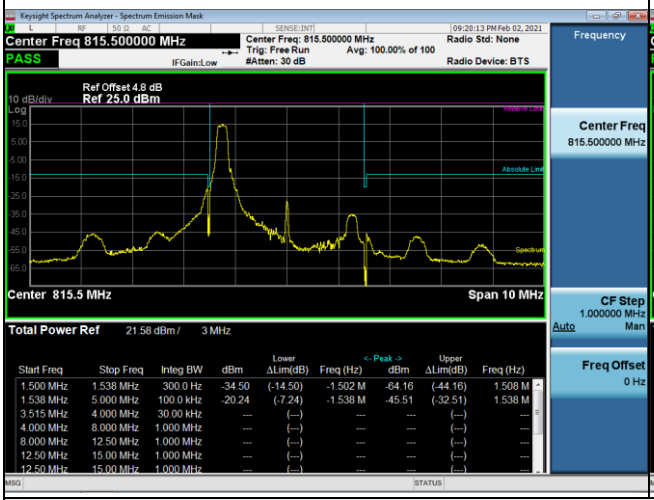		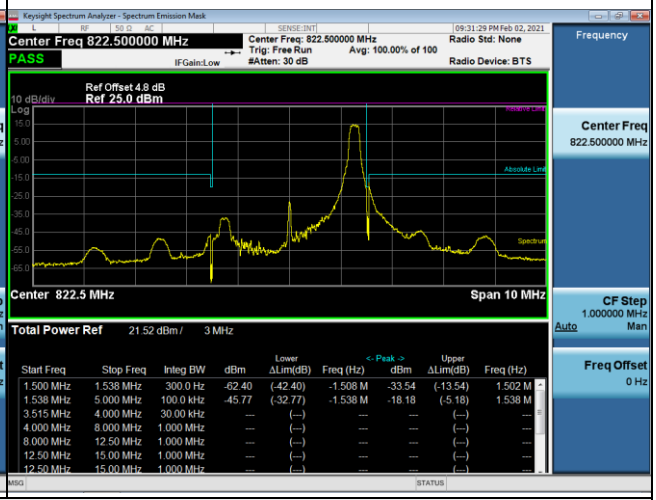	
15RB#0			
Channel	26705	Channel	26775

LTE Band 26_5M			
1RB#0		1RB#24	
Channel	26715	Channel	26765
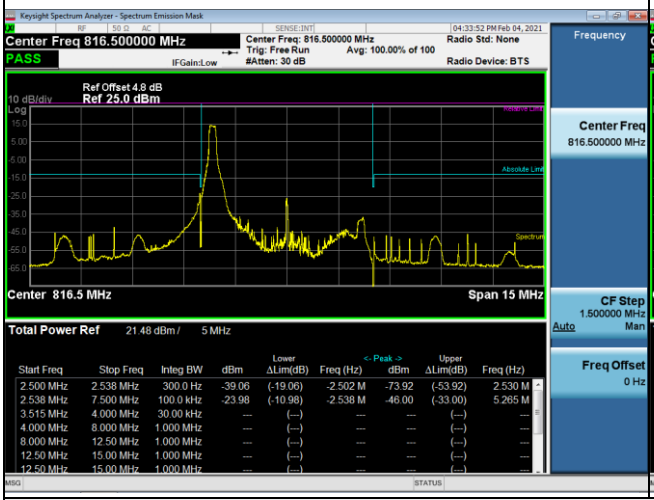		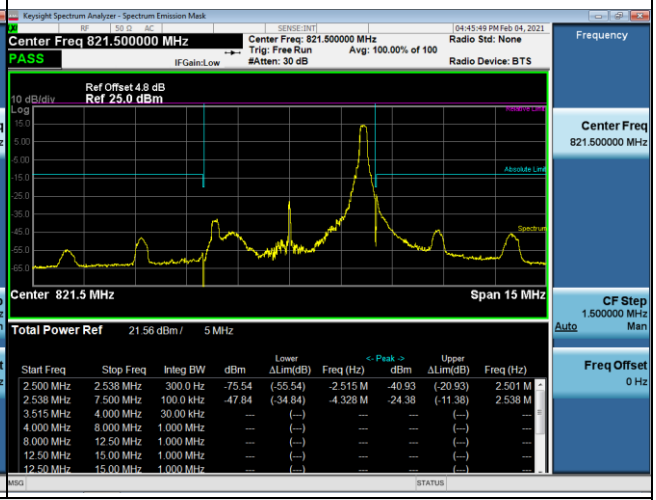	
25RB#0			
Channel	26715	Channel	26765

LTE Band 26_10M			
1RB#0		1RB#49	
Channel	26740	Channel	26740
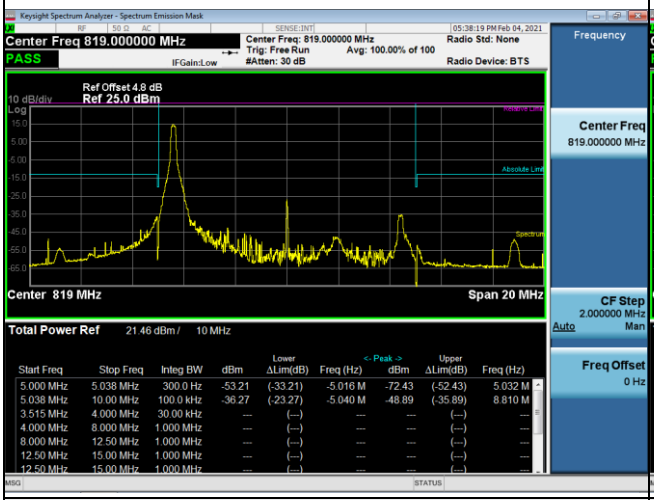		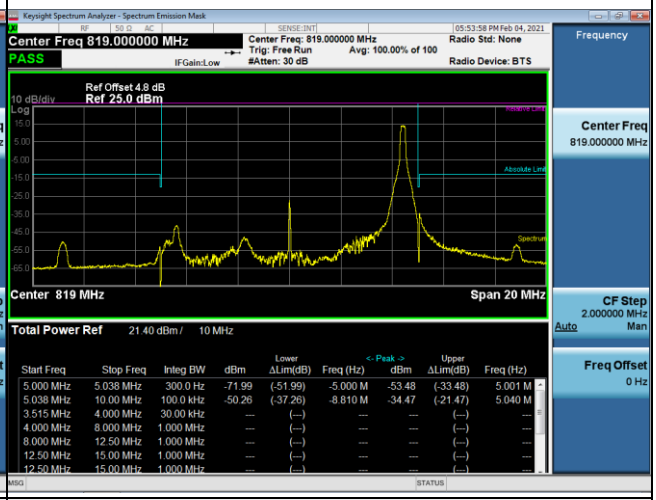	
50RB#0		-	
Channel	26740	-	
		-	

APPENDIX H - PEAK TO AVERAGE RATIO

LTE Band 26_1.4M Spectrum Plot

QPSK-26697

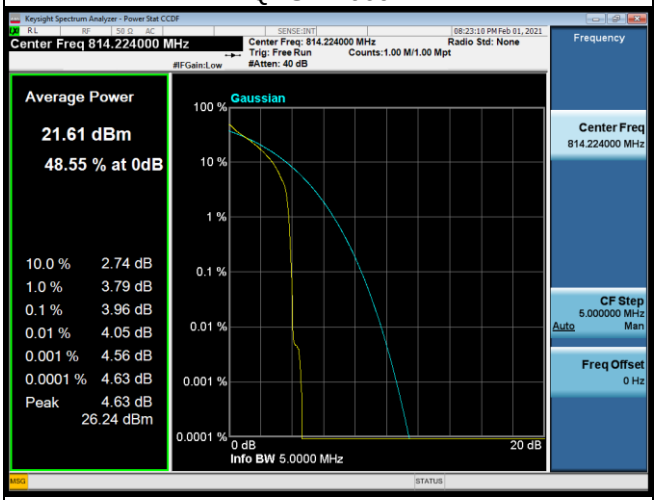

QPSK-26740

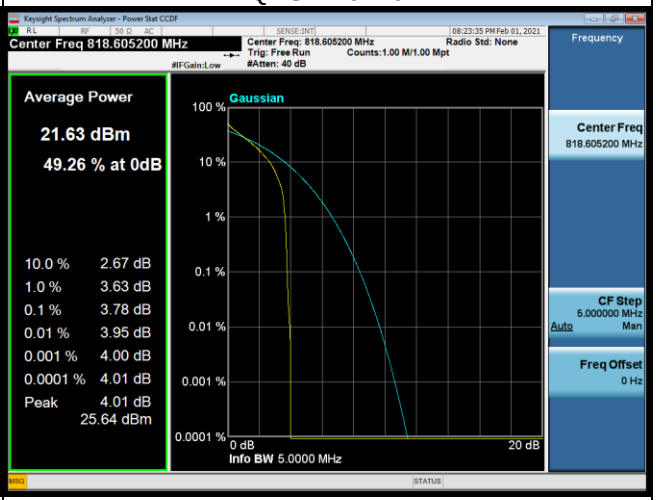

QPSK-26783

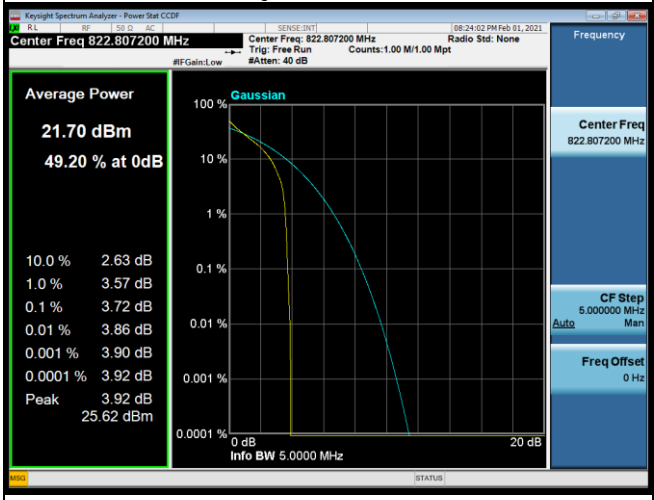

16QAM-26697

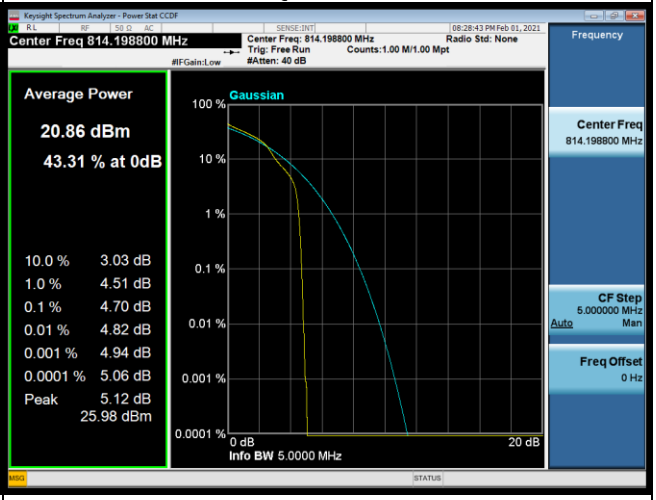

16QAM-26740

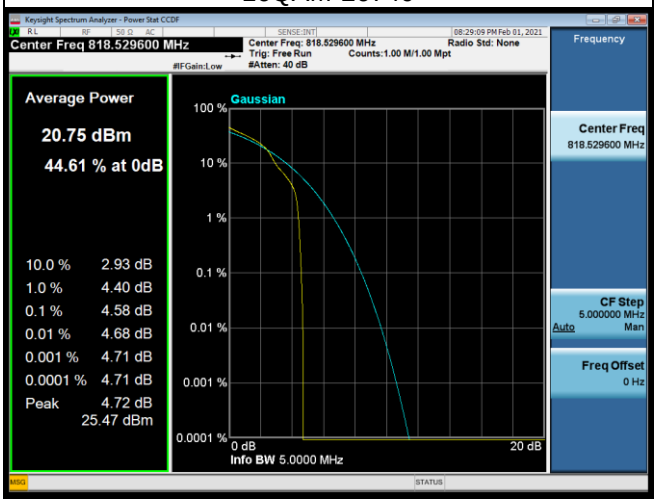

16QAM-26783

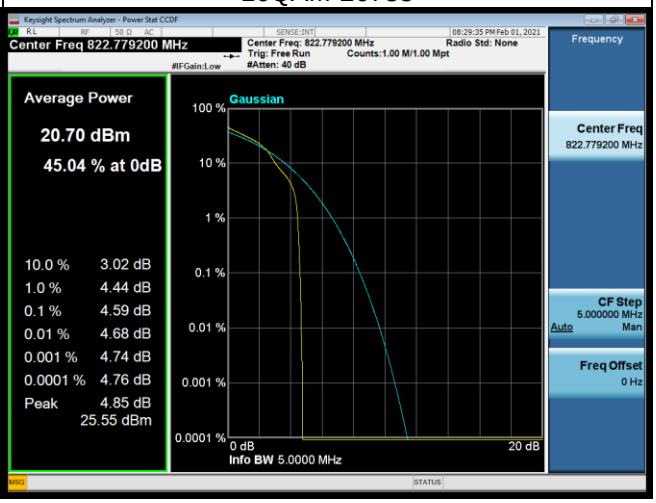

LTE Band 26_1.4M Spectrum Plot	
64QAM-26697	64QAM-26740
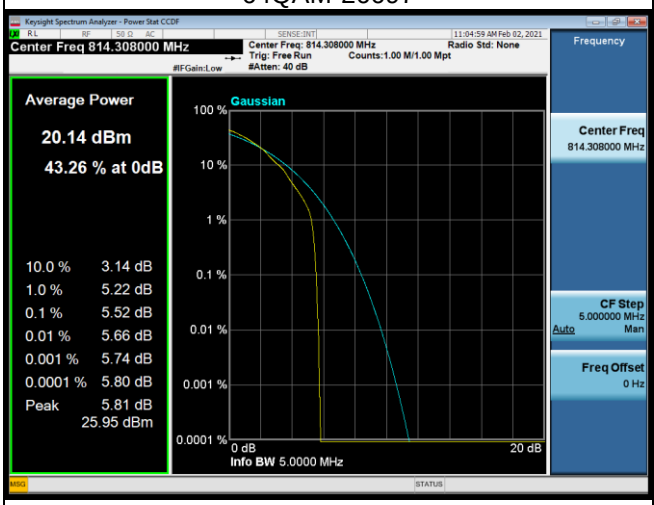	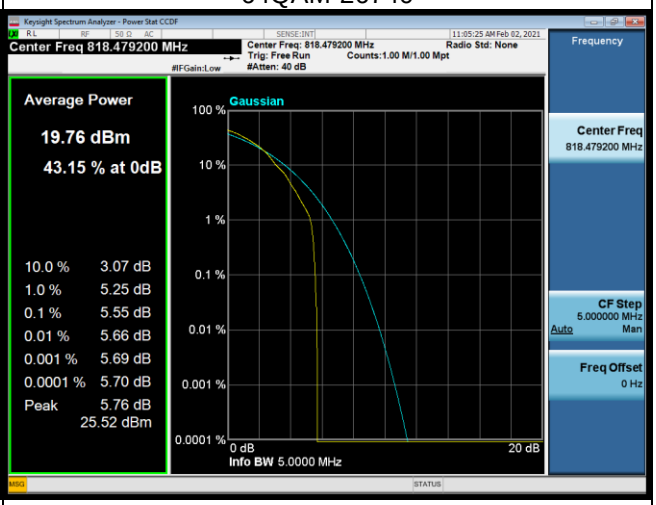
64QAM-26783	-
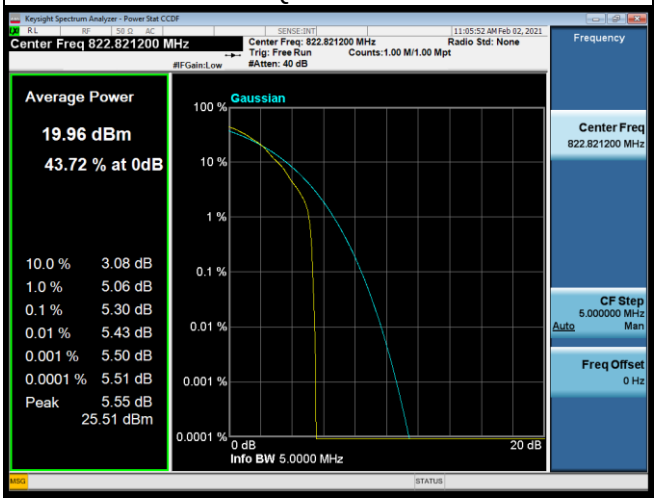	-

LTE Band 26_3M Spectrum Plot

QPSK-26705

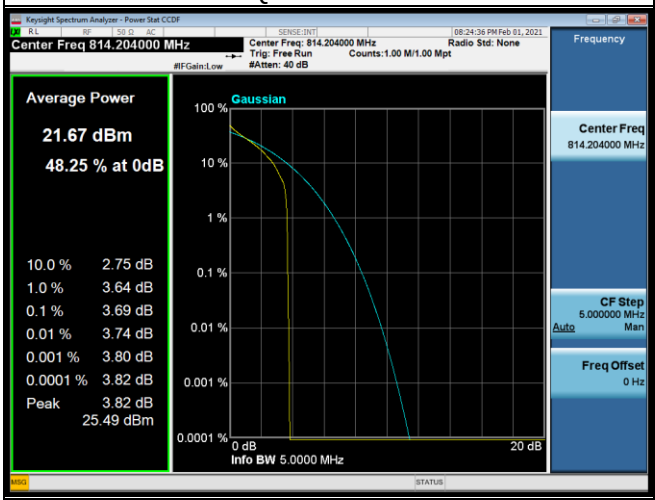

QPSK-26740

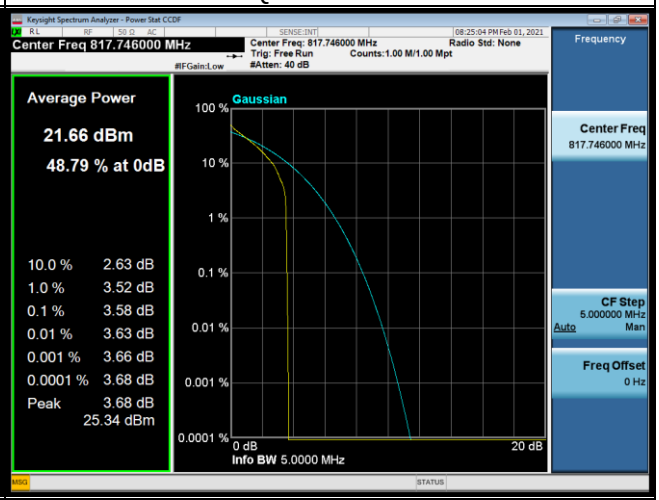

QPSK-26775

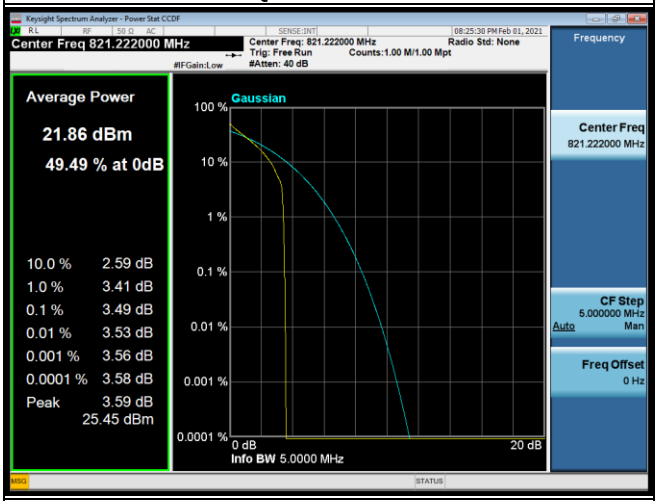

16QAM-26705

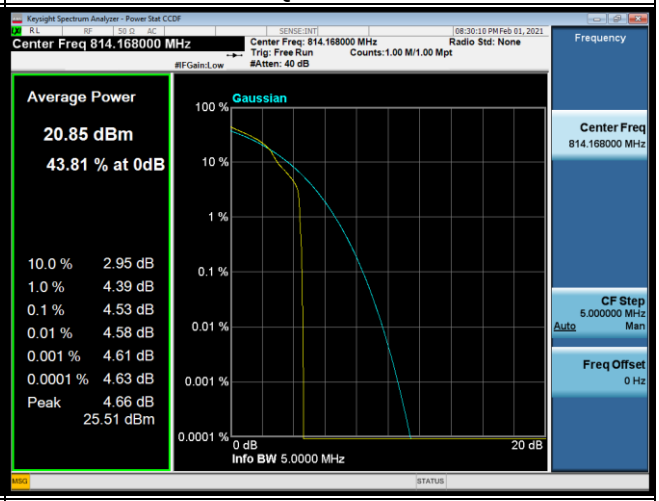

16QAM-26740

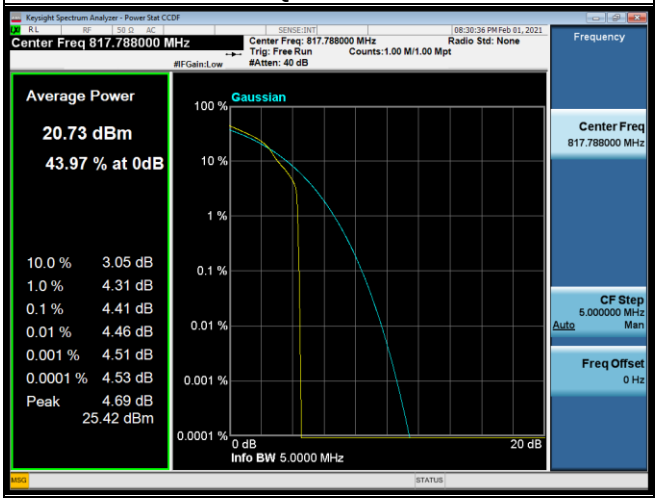

16QAM-26775

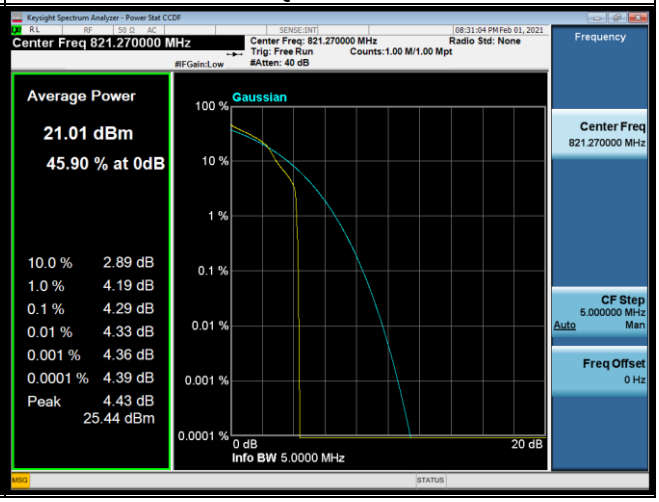

LTE Band 26_3M Spectrum Plot	
64QAM-26705	64QAM-26740
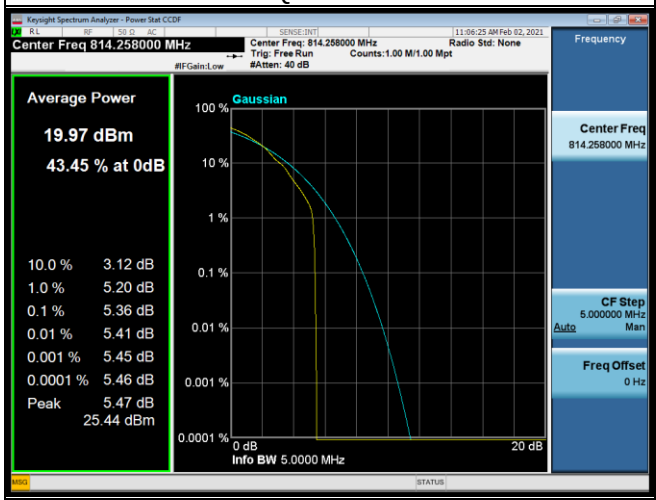	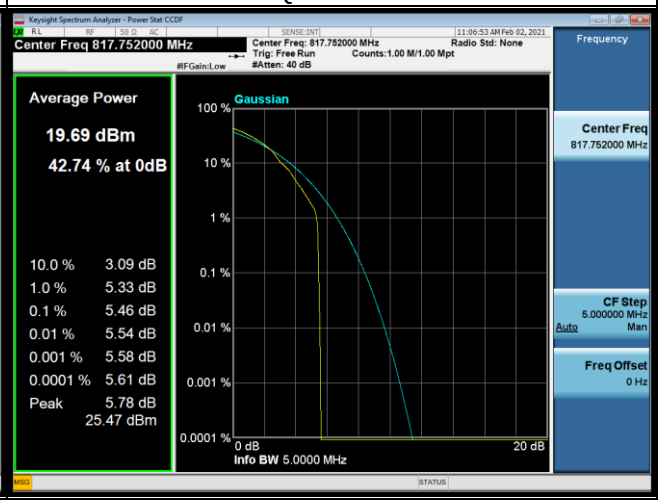
64QAM-26775	-
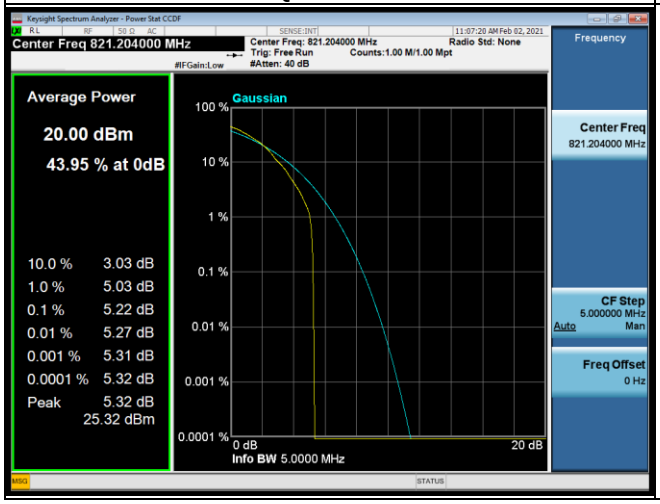	-

LTE Band 26_5M Spectrum Plot

QPSK-26715

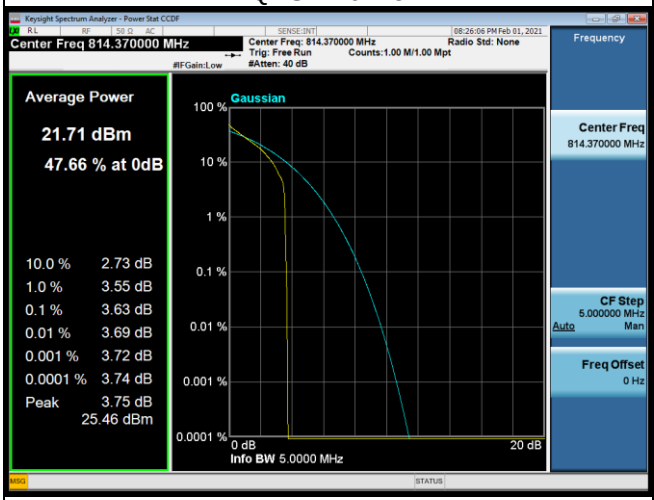

QPSK-26740

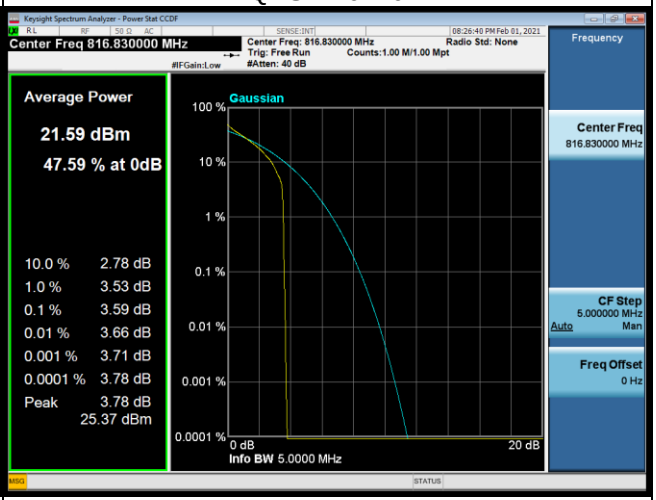

QPSK-26765

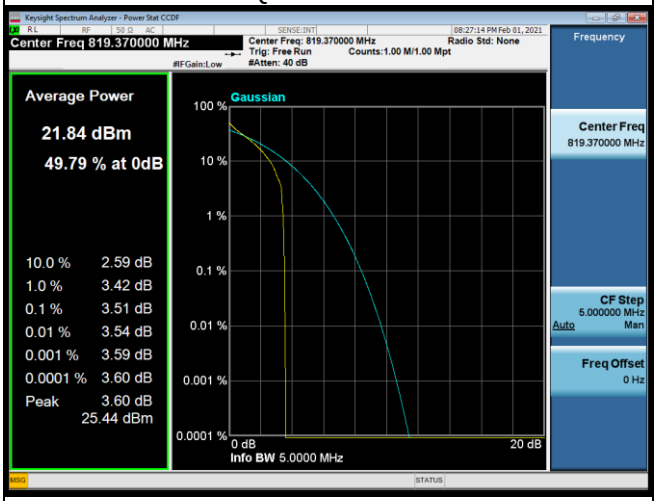

16QAM-26715

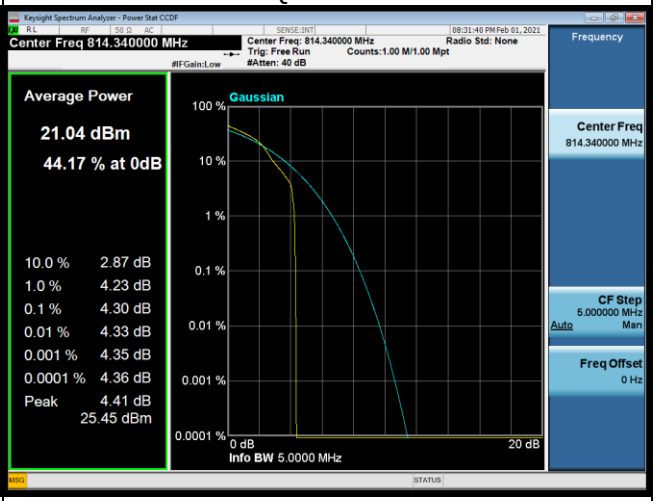

16QAM-26740

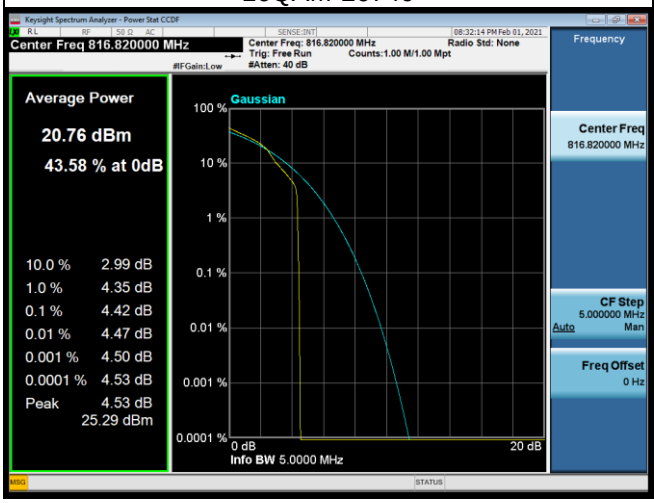

16QAM-26765

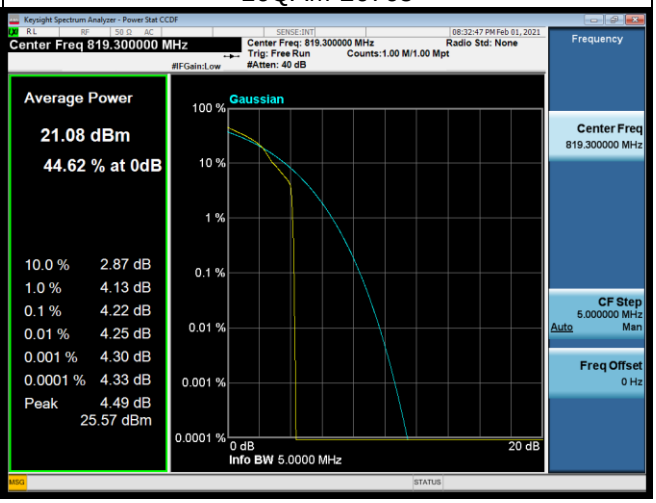

LTE Band 26_5M Spectrum Plot	
64QAM-26715	64QAM-26740
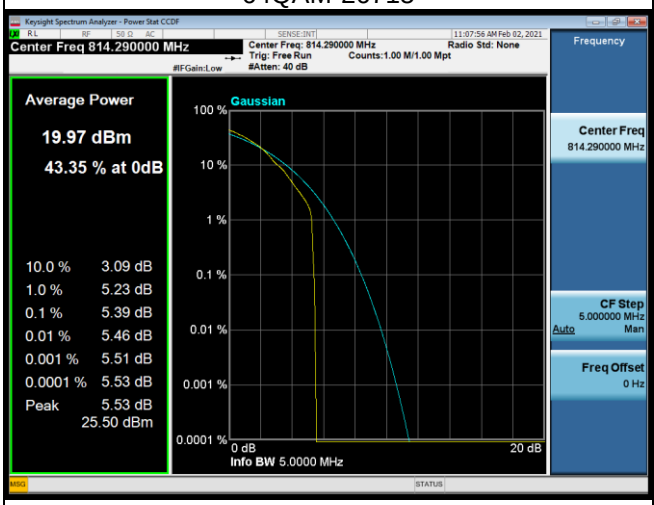	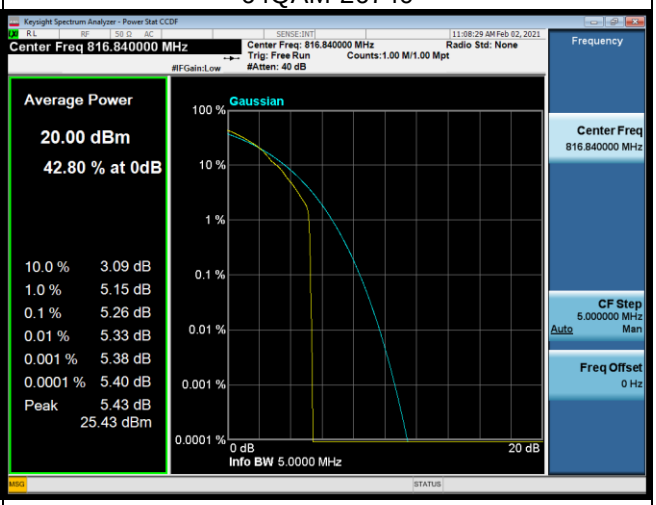
64QAM-26765	-
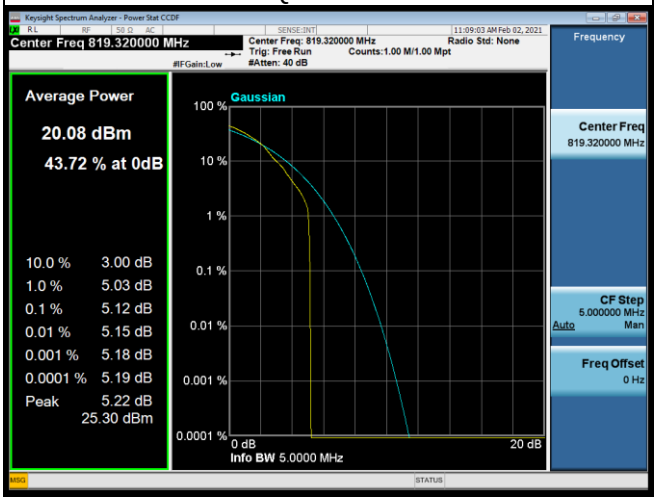	-

LTE Band 26_10M Spectrum Plot	
QPSK-26740	16QAM-26740
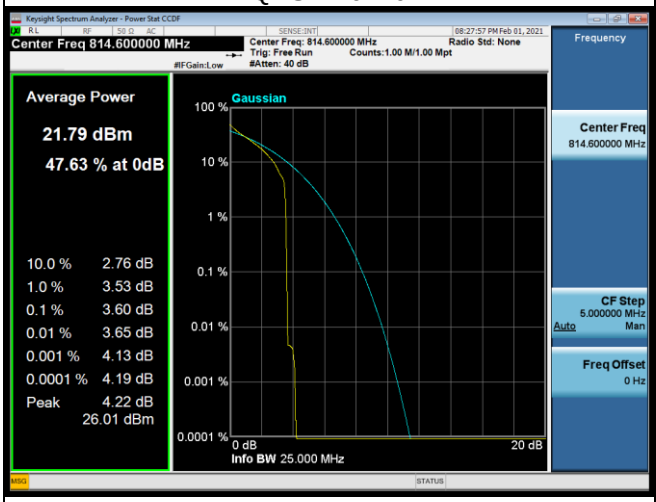	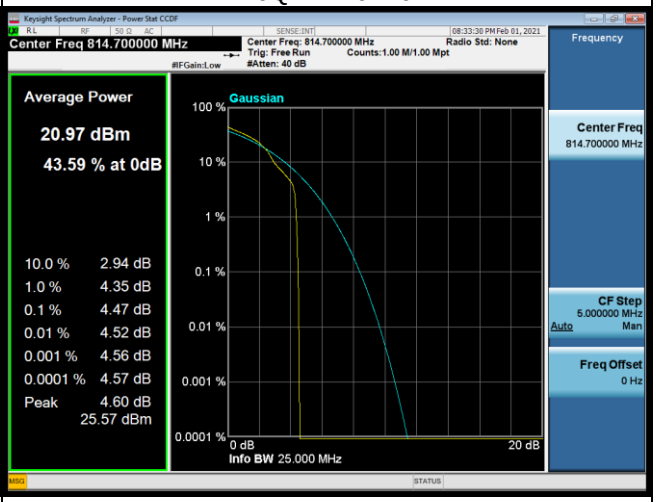
64QAM-26740	-
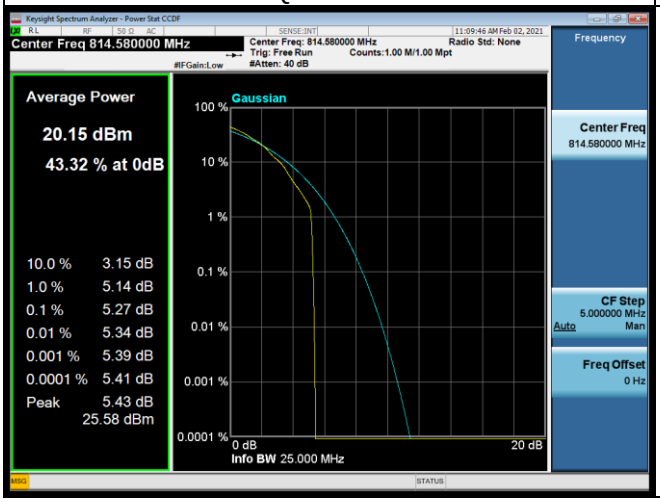	-

APPENDIX I - FREQUENCY STABILITY

Test Mode	LTE Band 26_CH26740_1.4M

Temperature vs. Frequency Stabiility

Temperature(°C)	Frequency Error (Hz)	Frequency Error (ppm)	Limit(ppm)
0	-2.64	-0.003223443	±2.5
10	5.43	0.006630037	
20	-1.87	-0.002283272	
30	0.96	0.001172161	
40	2.52	0.003076923	
45	2.64	0.003223443	
Max. Deviation (ppm)	5.43	0.006630037	

Voltage vs. Frequency Stability

Voltage(Volts)	Frequency Error (Hz)	Frequency Error (ppm)	Limit(ppm)
138	2.79	0.003406593	±2.5
120	2.91	0.003553114	
102	2.97	0.003626374	
Max. Deviation (ppm)	2.97	0.003626374	

Test Mode	LTE Band 26_CH26740_3M

Temperature vs. Frequency Stabiility

Temperature(°C)	Frequency Error (Hz)	Frequency Error (ppm)	Limit(ppm)
0	2.57	0.003137973	±2.5
10	3.99	0.004871795	
20	-1.64	-0.002002442	
30	-1.08	-0.001318681	
40	4.63	0.005653236	
45	-1.74	-0.002124542	
Max. Deviation (ppm)	4.63	0.005653236	

Voltage vs. Frequency Stability

Voltage(Volts)	Frequency Error (Hz)	Frequency Error (ppm)	Limit(ppm)
138	5.68	0.006935287	±2.5
120	2.36	0.002881563	
102	-0.42	-0.000512821	
Max. Deviation (ppm)	5.68	0.006935287	

Test Mode	LTE Band 26_CH26740_5M

Temperature vs. Frequency Stabiility

Temperature(°C)	Frequency Error (Hz)	Frequency Error (ppm)	Limit(ppm)
0	0.13	0.00015873	±2.5
10	-0.23	-0.00028083	
20	-4.67	-0.005702076	
30	4.91	0.005995116	
40	0.52	0.000634921	
45	-4.30	-0.005250305	
Max. Deviation (ppm)	4.91	0.005995116	

Voltage vs. Frequency Stability

Voltage(Volts)	Frequency Error (Hz)	Frequency Error (ppm)	Limit(ppm)
138	-2.19	-0.002673993	±2.5
120	-4.23	-0.005164835	
102	-3.78	-0.004615385	
Max. Deviation (ppm)	-4.23	-0.005164835	

Test Mode	LTE Band 26_CH26740_10M

Temperature vs. Frequency Stabiility

Temperature(°C)	Frequency Error (Hz)	Frequency Error (ppm)	Limit(ppm)
0	1.57	0.001916972	±2.5
10	1.14	0.001391941	
20	-3.88	-0.004737485	
30	-6.45	-0.007875458	
40	1.14	0.001391941	
45	-2.13	-0.002600733	
Max. Deviation (ppm)	-6.45	-0.007875458	

Voltage vs. Frequency Stability

Voltage(Volts)	Frequency Error (Hz)	Frequency Error (ppm)	Limit(ppm)
138	-2.42	-0.002954823	±2.5
120	6.64	0.008107448	
102	-3.44	-0.004200244	
Max. Deviation (ppm)	6.64	0.008107448	

End of Test Report