Photos

Radio parameter test of CADScor Sensor according to FCC specifications

Performed for Acarix A/S

Project no.: 120-25441
Page 1 of 14

12 April 2021

This exhibit is an extract of

FORCE Technology Test Report 120-25441-1
Dated 12 April 2021

containing only the photos of the test set-ups

FORCE Technology
Venlighedsvej 4
2970 Hørsholm
Denmark

Tel. +45 72 19 40 00
Fax +45 72 19 40 01
www.force.dk
VAT No. 55117314

The report must not be reproduced, except in full, without the written approval of FORCE Technology.

Photo 2.1.1 Test object. Front

Photo 2.1.2 Test object. Rear

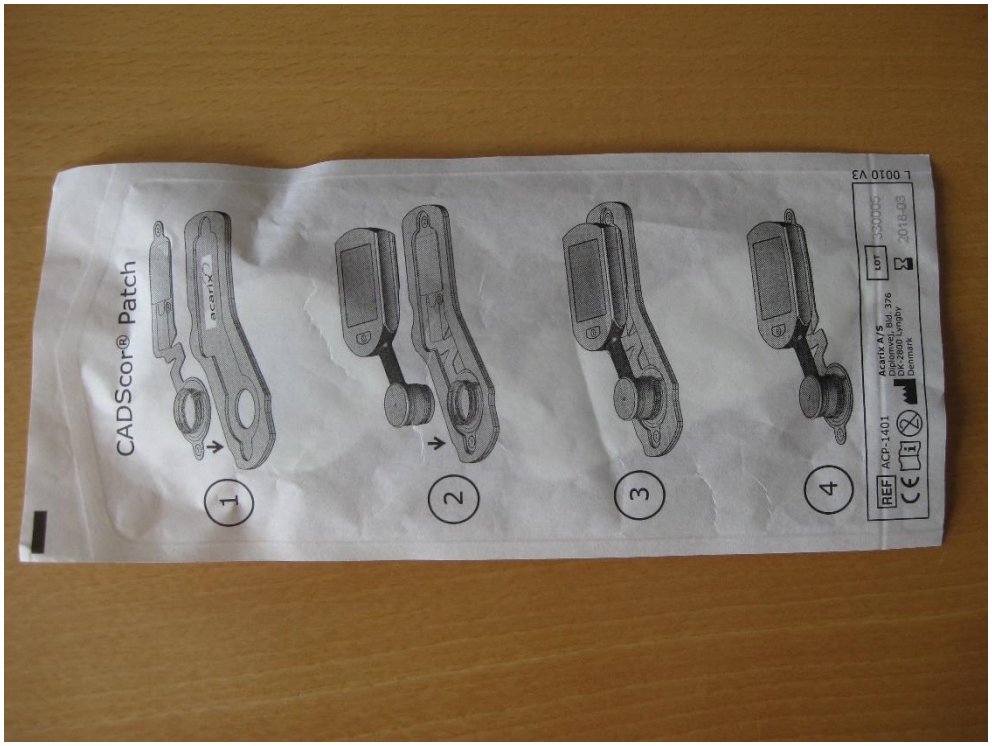

Photo 2.2.1 Auxiliary equipment

Photo 2.2.2 Auxiliary equipment.



Photo 4.1.1 Test set-up regarding measurement of radiated emission (below 30 MHz).

Photo 4.1.2 Test set-up regarding measurement of radiated emission (below 30 MHz).



Photo 4.1.3 Test set-up regarding measurement of radiated emission (below 30 MHz).



Photo 4.2.1 Test set-up regarding measurement of radiated emission (below 30 MHz).



Photo 4.2.2 Test set-up regarding measurement of radiated emission (below 30 MHz).



Photo 4.2.3 Test set-up regarding measurement of radiated emission (below 30 MHz).

Photo 4.3.1 Test set-up regarding measurement of radiated emission (below 1 GHz).



Photo 4.3.2 Test set-up regarding measurement of radiated emission (below 1 GHz).



Photo 4.4.1 Test set-up regarding measurement of radiated emission (above 1 GHz)



Photo 4.4.2 Test set-up regarding measurement of radiated emission (above 1 GHz)

Photo 4.5.1 Test set-up regarding measurement of 20 dB bandwidth

Photo 4.5.2 Test set-up regarding measurement of 20 dB bandwidth



Photo 4.6.1 Test set-up regarding measurement of radiated band edge compliance



Photo 4.6.2 Test set-up regarding measurement of radiated band edge compliance



Photo 4.7.1 Test set-up regarding measurement of field strength of fundamental



Photo 4.7.2 Test set-up regarding measurement of field strength of fundamental

Photo 4.7.3 Test set-up regarding measurement of field strength of fundamental



Photo 4.8.1 Test set-up regarding measurement of field strength of fundamental, no tag



Photo 4.8.2 Test set-up regarding measurement of field strength of fundamental, with tag



Photo 4.9.1 Test set-up regarding measurement of frequency stability