1. Antenna Specification/天线标准

Antenna Specification/天线技术参数			
Electrical Specification/电气特性			
Item/目录	**Specification/规格**		**Comment/备注**
Freq. Range/频段范围	2400MHz-2500MHz/5150MHz-5850MHz		
Impedance/阻抗	50 (Ω)		
VSWR/驻波比	<10.0	<8.0	
Directional/辐射方向	Omni directional/全向辐射		
Polarization/极化形式	Vertical polarization/垂直极化		
Peak Gain/峰值增益	-2.21dBi	2.88dBi	
Test condition/测试条件	passive test（无源测试）		
Total Efficiency/无源效率	15%	15%	
Mechanical Specification/机械指标			
Antenna type/天线类型	FPC 天线		
Connector Type/连接器类型	USS RF PLUG 1 代端子		
RF Cable Type/射频线型号	USS RF Coaxial Cable,32AWG D=1.13(S+T)黑色		
Connector Torque Test/连接器扭力	N/A		
Connector Pull Test/连接器拉力	≥1.0Kgf		
Salt Spray/盐雾测试	24 (H)		
Environmental Specification /环境指标			
Operating temp/工作温度	-40℃ ~ +75℃		
Storage temp/存储温度	-40℃ ~ +75℃		

送样规格书

2. Antenna Picture/天线图片

3. DWG/工程图纸

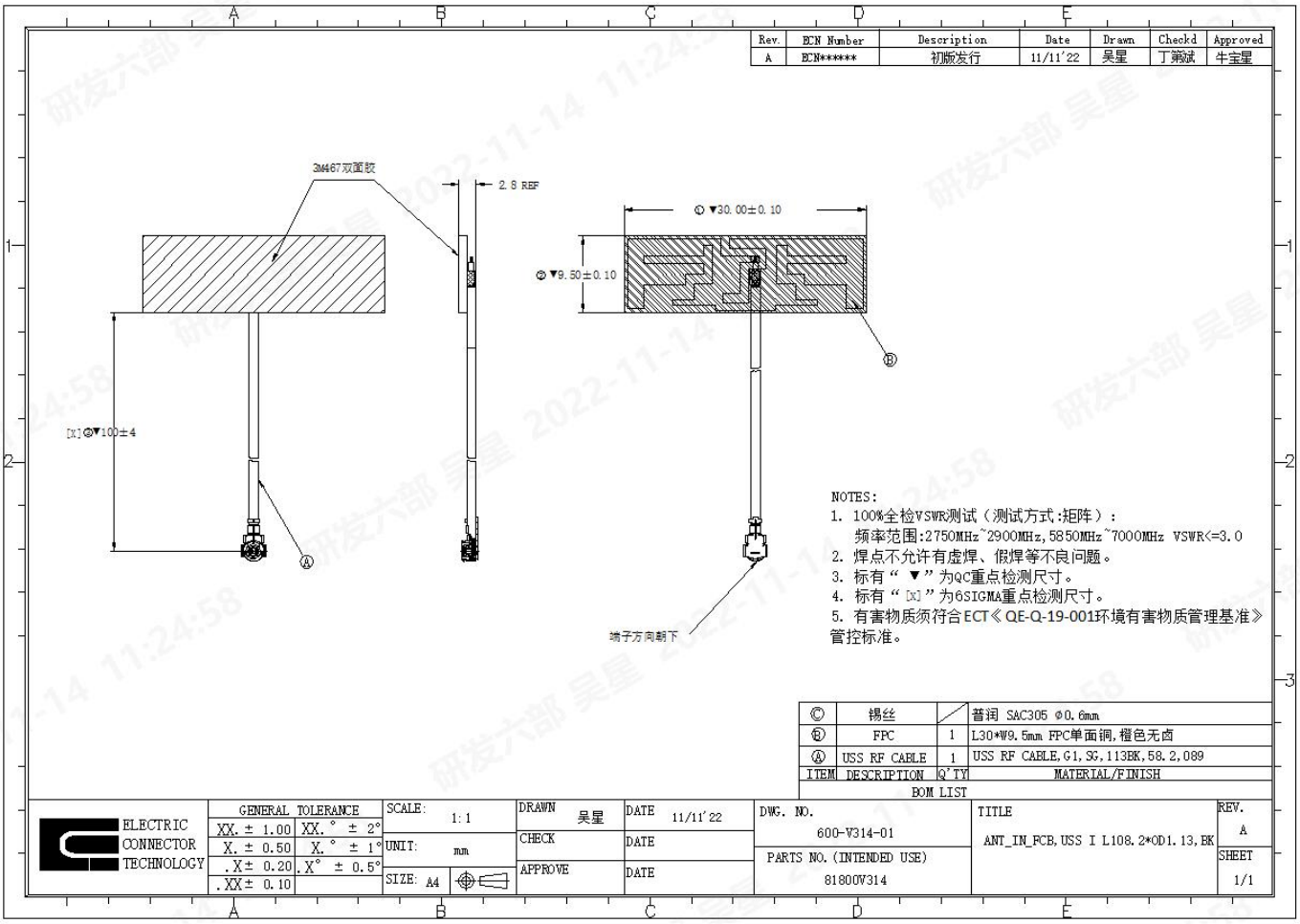
3M467双面胶
2.8 REF
Ⓒ ▼30.00±0.10
Ⓑ ▼9.50±0.10
[X]Ⓐ▼100±4
Ⓐ
Ⓑ
端子方向朝下
NOTES:
1. 100%全检VSWR测试（测试方式:矩阵）:
频率范围:2750MHz~2900MHz,5850MHz~7000MHz VSWR<=3.0
2. 焊点不允许有虚焊、假焊等不良问题。
3. 标有“ ▼”为QC重点检测尺寸。
4. 标有“ [X]”为6SIGMA重点检测尺寸。
5. 有害物质须符合ECT《QE-Q-19-001环境有害物质管理基准》管控标准。
Ⓒ 锡丝 普润 SAC305 Φ0.6mm
Ⓑ FPC 1 L30*W9.5mm FPC单面铜,橙色无卤
Ⓐ USS RF CABLE 1 USS RF CABLE,G1,SG,113BK,58.2,089
ITEM DESCRIPTION Q'TY MATERIAL/FINISH
BOM LIST
Rev. A
ECN Number ECN******
Description 初版发行
Date 11/11'22
Drawn 吴星
Checkd 丁第斌
Approved 牛宝星
ELECTRIC CONNECTOR TECHNOLOGY
GENERAL TOLERANCE
XX.± 1.00 XX.° ± 2°
X.± 0.50 X.° ± 1°
.X± 0.20 .X° ± 0.5°
.XX± 0.10
SCALE: 1:1
UNIT: mm
SIZE: A4
DRAWN 吴星
CHECK
APPROVE
DATE 11/11'22
DATE
DATE
DWG. NO. 600-V314-01
PARTS NO.(INTENDED USE) 81800V314
TITLE ANT_IN_FCB,USS I L108.2*OD1.13,BK
REV. A
SHEET 1/1

4. Antenna test result/测试结果

4.1Return loss/Smith chart/VSWR/回波损耗/史密斯图/驻波比

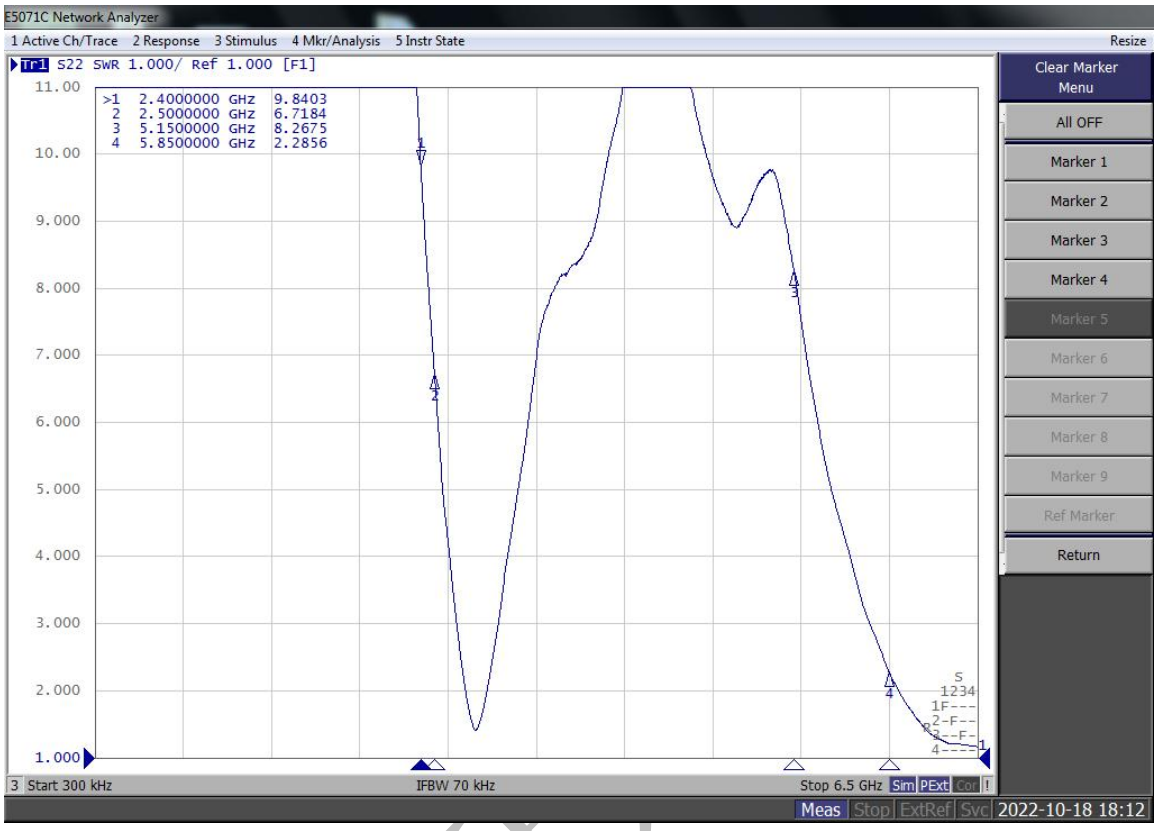

送样方

4.2The gain and total efficiency test/增益和效率测试

4.2.1 The definition of coordinate system/坐标系定义-Satimo SG24

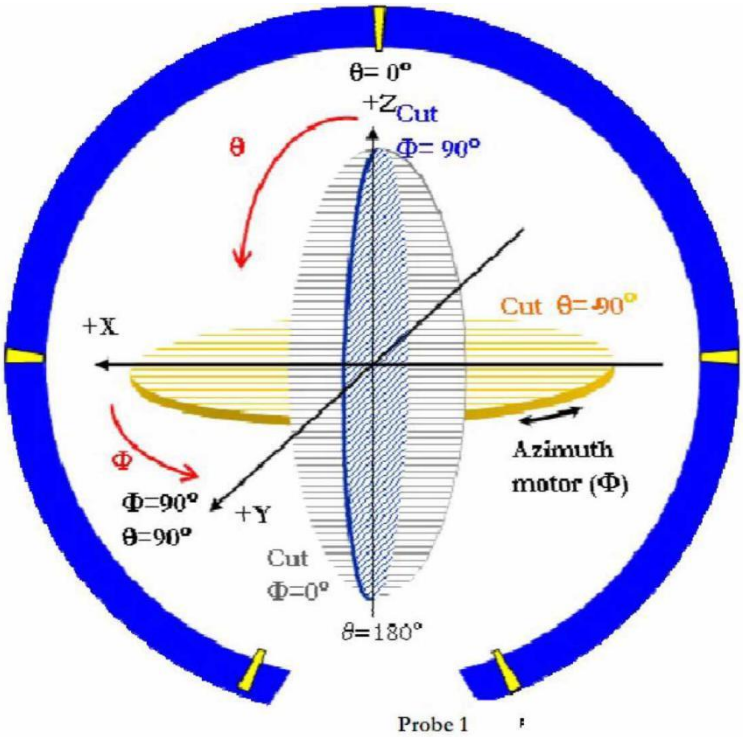

The coordinate system of Chamber/暗室坐标系



The production test position/天线测试放置位置

4.2.2 The test result of total efficiency and total gain/天线效率及增益测试结果

2400MHz-2500MHz

Frequency	Efficiency(%)	Gain (dBi)
2400MHz	16%	-3.43
2405MHz	18%	-3.10
2410MHz	19%	-2.79
2415MHz	20%	-2.72
2420MHz	20%	-2.90
2425MHz	19%	-3.09
2430MHz	19%	-3.22
2435MHz	19%	-3.21
2440MHz	20%	-3.22
2445MHz	20%	-3.15
2450MHz	22%	-2.91
2455MHz	23%	-2.64
2460MHz	25%	-2.27
2465MHz	26%	-2.21
2470MHz	26%	-2.30
2475MHz	26%	-2.45
2480MHz	26%	-2.61
2485MHz	26%	-2.69
2490MHz	26%	-2.80
2495MHz	26%	-2.84
2500MHz	27%	-2.63
AVG	22%	-2.82

5150MHz-5850MHz

Frequency	Efficiency(%)	Gain (dBi)
5150MHz	16%	-3.93
5200MHz	21%	-2.36
5250MHz	25%	-1.56
5300MHz	24%	-1.40
5350MHz	32%	-0.16
5400MHz	29%	-0.39
5450MHz	31%	-0.12
5500MHz	34%	0.10
5550MHz	34%	0.04

送样规格书

5600MHz	44%	0.49
5650MHz	45%	0.50
5700MHz	51%	1.29
5750MHz	54%	1.65
5800MHz	52%	1.73
5850MHz	67%	2.88
AVG	37%	-0.08

4.2.3The antenna radiation pattern(2D)/天线辐射方向图（2D）

2400MHz -2500MHz

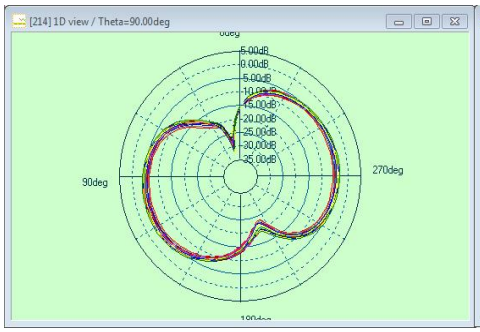

XOY

YOZ

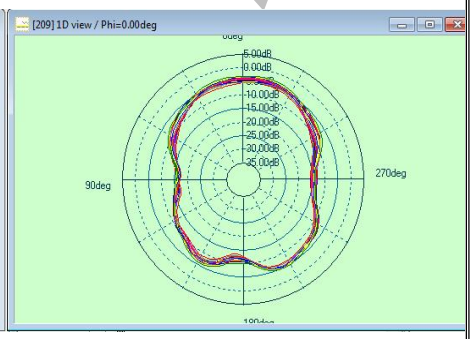

XOZ

5150MHz -5850MHz

XOY

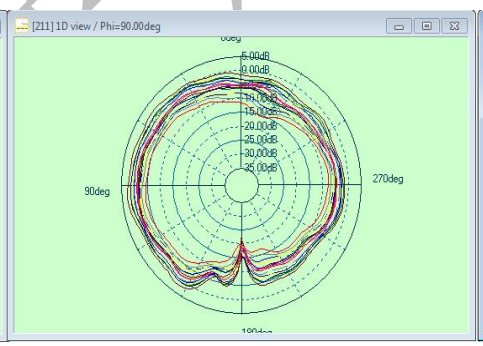

YOZ

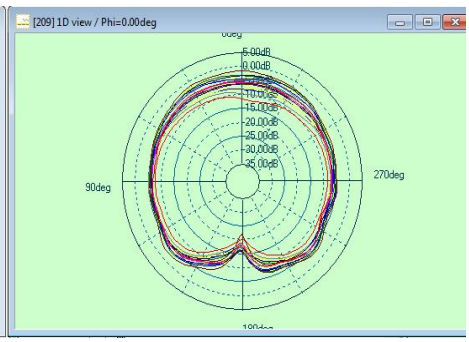

XOZ

4.2.4The antenna radiation pattern(3D)/天线辐射方向图（3D）

Frequency/频点 2450MHz

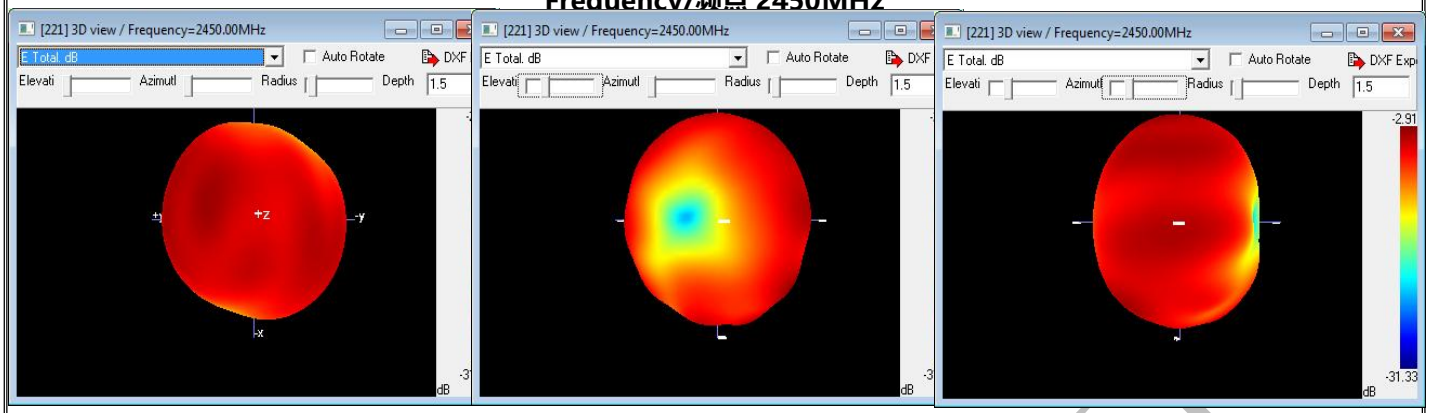

XOY YOZ XOZ

Frequency/频点 5500MHz

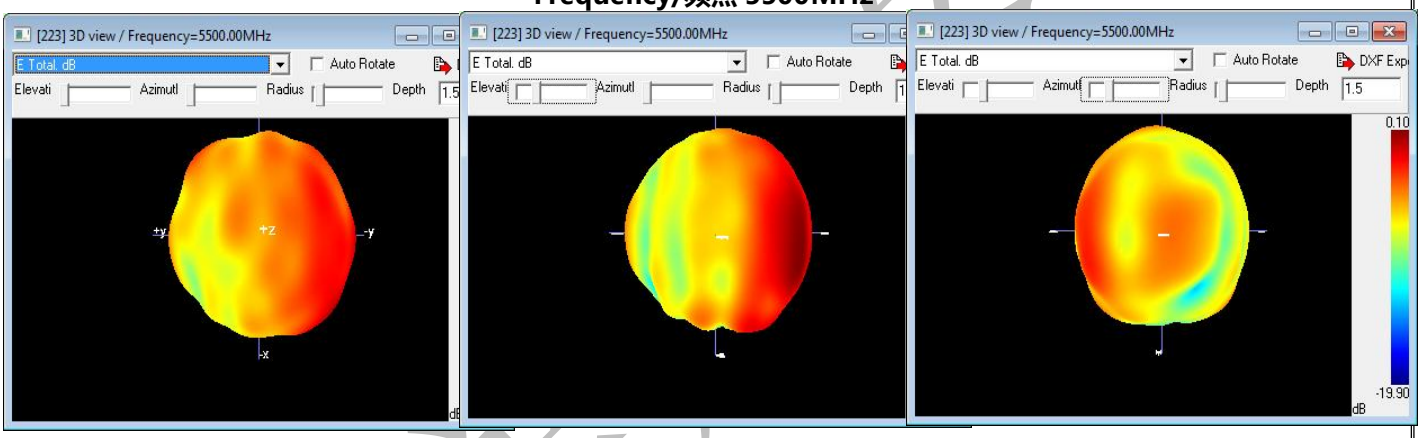

XOY YOZ XOZ

送样