Appendix A: DTS Bandwidth

Test Result

TestMode	Antenna	Freq(MHz)	DTS BW [MHz]	FL[MHz]	FH[MHz]	Limit[MHz]	Verdict
BLE_1M	Ant1	2402	0.67	2401.64	2402.31	0.5	PASS
		2440	0.67	2439.64	2440.31	0.5	PASS
		2480	0.67	2479.64	2480.32	0.5	PASS
BLE_2M	Ant1	2402	1.18	2401.40	2402.57	0.5	PASS
		2440	1.17	2439.40	2440.57	0.5	PASS
		2480	1.18	2479.40	2480.57	0.5	PASS

Test Graphs

BLE_1M_Ant1_2402

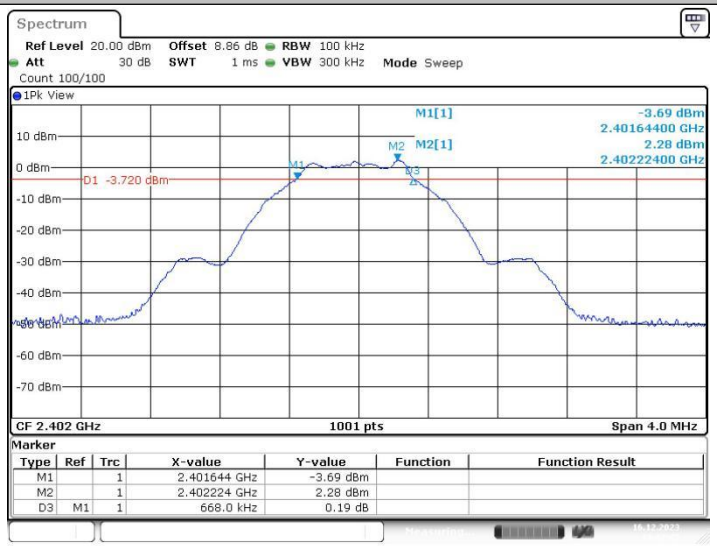

BLE_1M_Ant1_2440

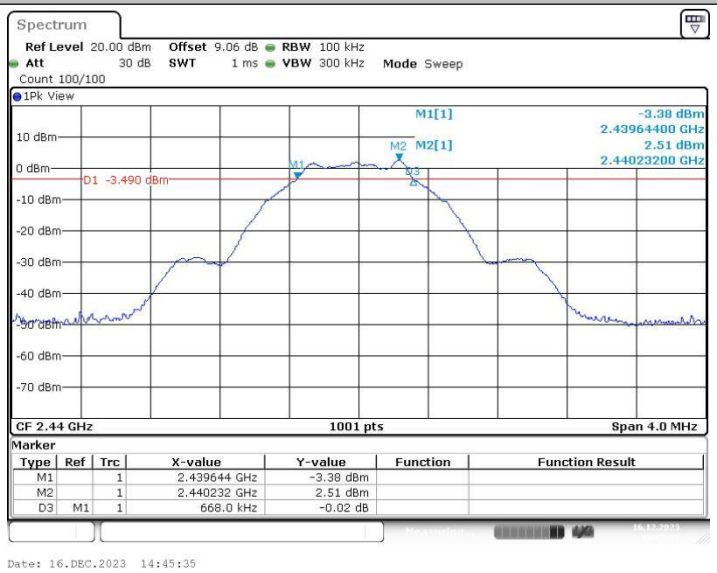

BLE_1M_Ant1_2480

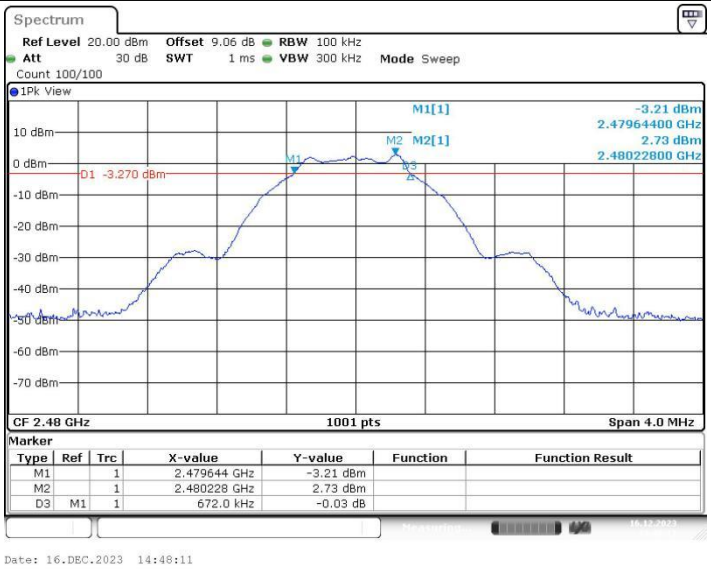

BLE_2M_Ant1_2402

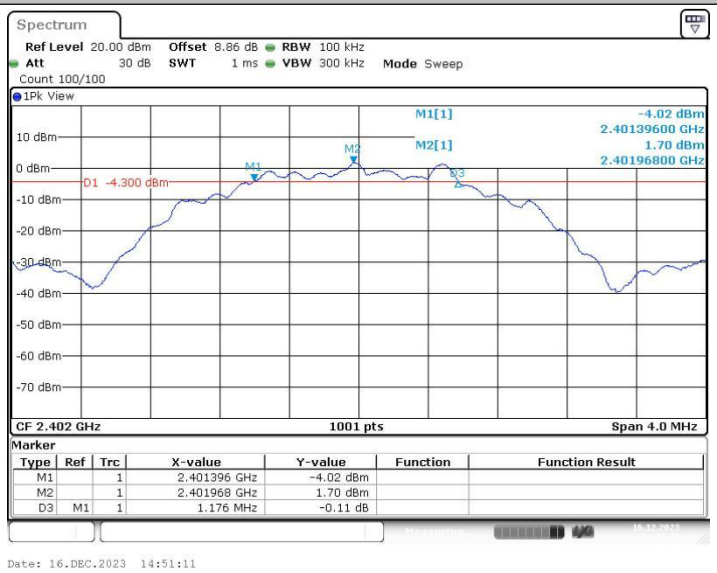

BLE_2M_Ant1_2440

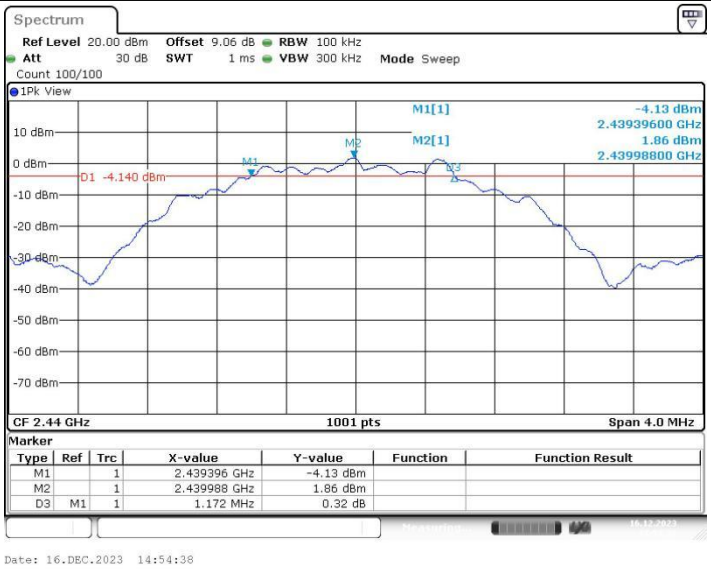

BLE_2M_Ant1_2480

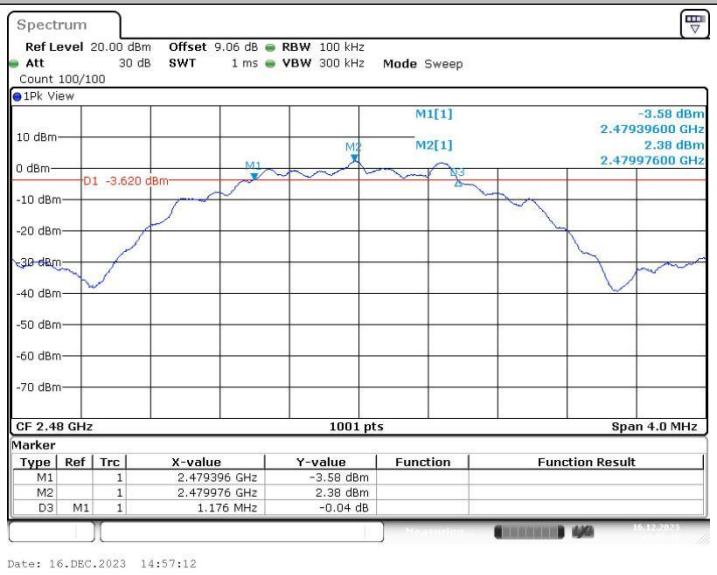

Appendix B: Occupied Channel Bandwidth

Test Result

TestMode	Antenna	Freq(MHz)	OCB [MHz]	FL[MHz]	FH[MHz]	Limit[MHz]	Verdict
BLE_1M	Ant1	2402	1.031	2401.4685	2402.4995	---	---
		2440	1.035	2439.4645	2440.4995	---	---
		2480	1.035	2479.4645	2480.4995	---	---
BLE_2M	Ant1	2402	2.058	2400.9610	2403.0190	---	---
		2440	2.058	2438.9610	2441.0190	---	---
		2480	2.058	2478.9610	2481.0190	---	---

Test Graphs

BLE_1M_Ant1_2402

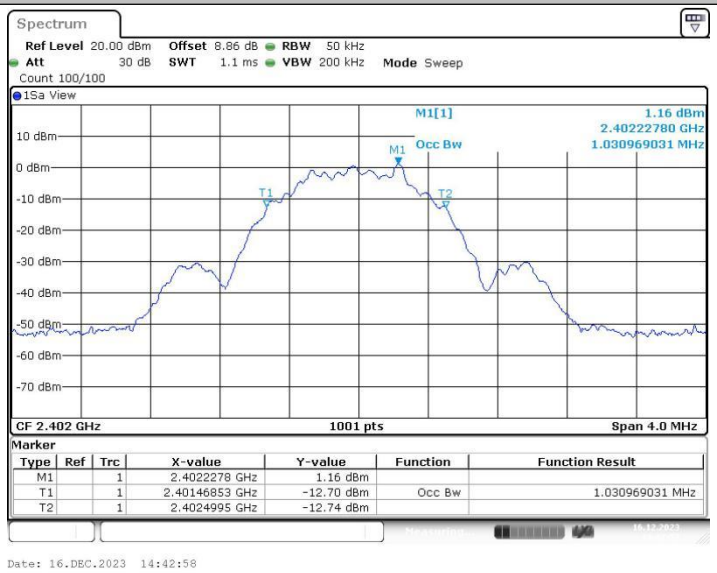

BLE_1M_Ant1_2440

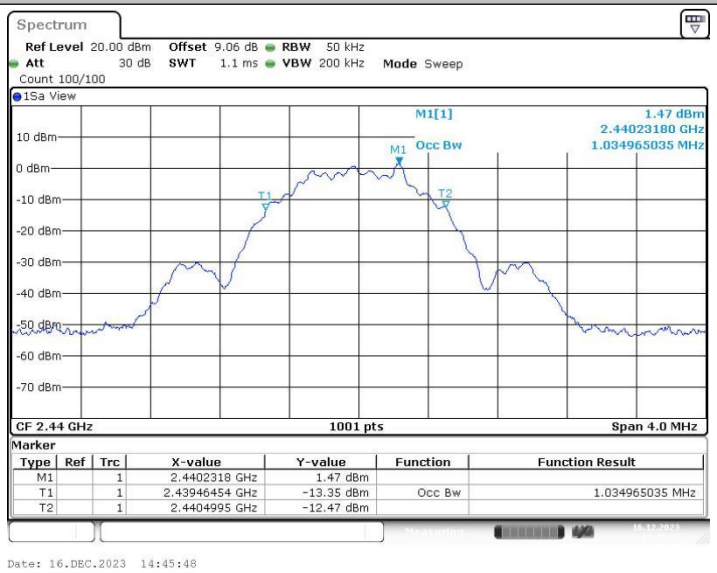

BLE_1M_Ant1_2480

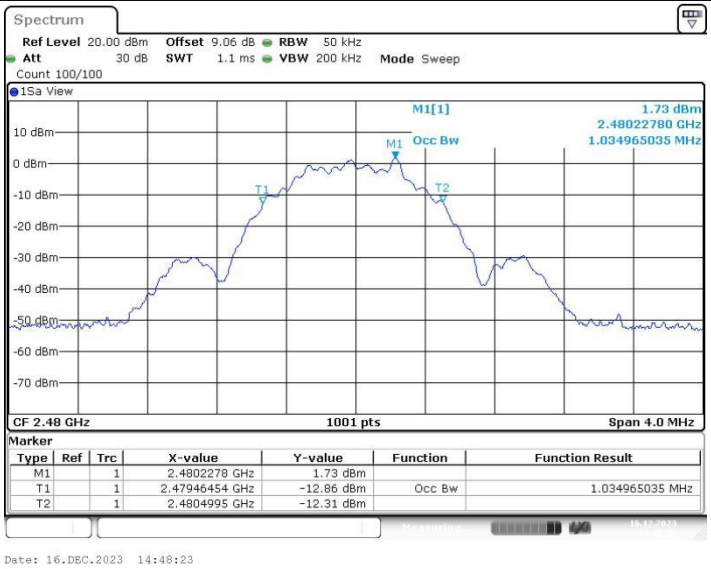

BLE_2M_Ant1_2402

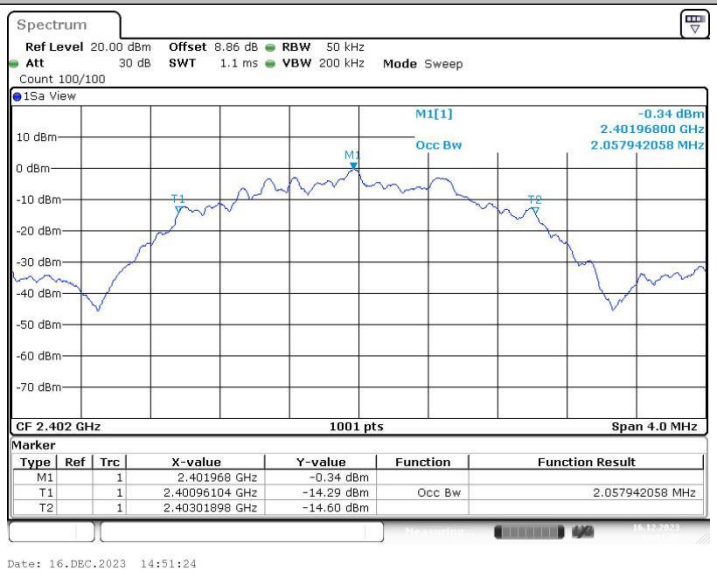

BLE_2M_Ant1_2440

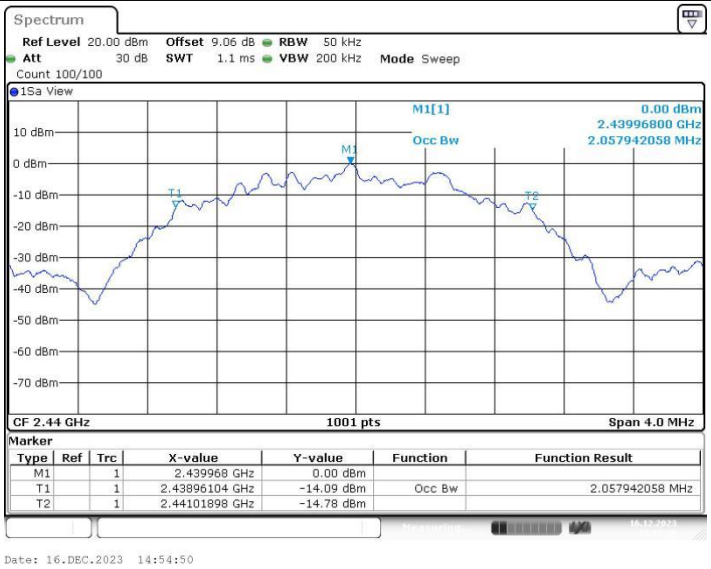

BLE_2M_Ant1_2480

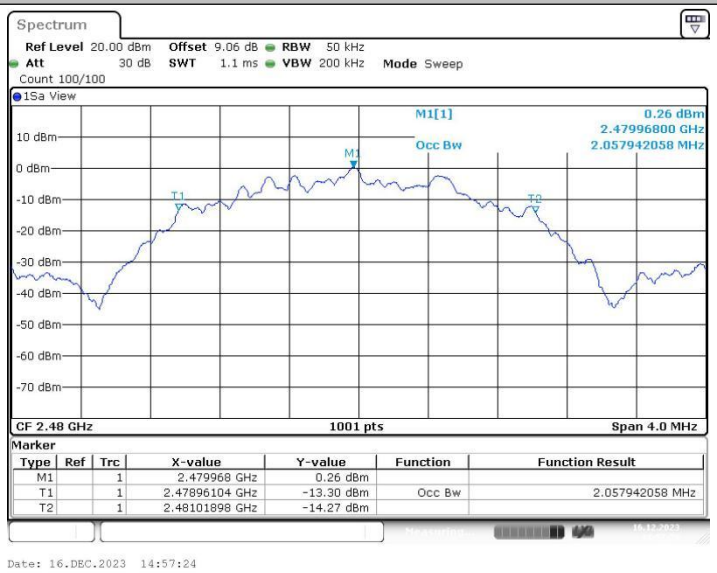

Appendix C: Maximum conducted output power

Test Result Peak

TestMode	Antenna	Freq(MHz)	Conducted Peak Powert[dBm]	Conducted Limit[dBm]	EIRP[dBm]	EIRP Limit[dBm]	Verdict
BLE_1M	Ant1	2402	2.6	≤30	1.33	≤36	PASS
		2440	2.69	≤30	1.42	≤36	PASS
		2480	3.11	≤30	1.84	≤36	PASS
BLE_2M	Ant1	2402	2.59	≤30	1.32	≤36	PASS
		2440	2.95	≤30	1.68	≤36	PASS
		2480	3.17	≤30	1.9	≤36	PASS

Test Result Average

Test Mode	Antenna	Freq (MHz)	Conducted Sensor power[dBm]	Duty Cycle [%]	DC Factor [dBm]	Result [dBm]	Limit [dBm]	Gain [dBi]	EIRP [dBm]	EIRP Limit [dBm]	Verdict
BLE_1M	Ant1	2402	0.69	85.20	0.70	1.39	≤30.00	-1.27	0.12	≤36.00	PASS
		2440	0.65	85.20	0.70	1.35	≤30.00	-1.27	0.08	≤36.00	PASS
		2480	0.68	85.20	0.70	1.38	≤30.00	-1.27	0.11	≤36.00	PASS
BLE_2M	Ant1	2402	-0.99	57.45	2.41	1.42	≤30.00	-1.27	0.15	≤36.00	PASS
		2440	-0.95	57.45	2.41	1.46	≤30.00	-1.27	0.19	≤36.00	PASS
		2480	-0.91	57.45	2.41	1.50	≤30.00	-1.27	0.23	≤36.00	PASS

Appendix D: Maximum power spectral density

Test Result

TestMode	Antenna	Freq(MHz)	Result[dBm/3kHz]	Limit[dBm/3kHz]	Verdict
BLE_1M	Ant1	2402	-14.28	≤8.00	PASS
		2440	-14.08	≤8.00	PASS
		2480	-13.6	≤8.00	PASS
BLE_2M	Ant1	2402	-16.24	≤8.00	PASS
		2440	-16.02	≤8.00	PASS
		2480	-15.73	≤8.00	PASS

Test Graphs

BLE_1M_Ant1_2402

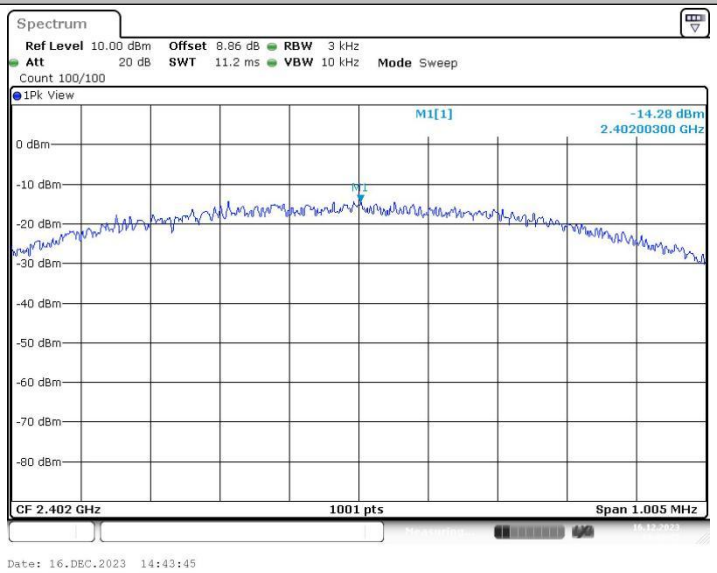

BLE_1M_Ant1_2440

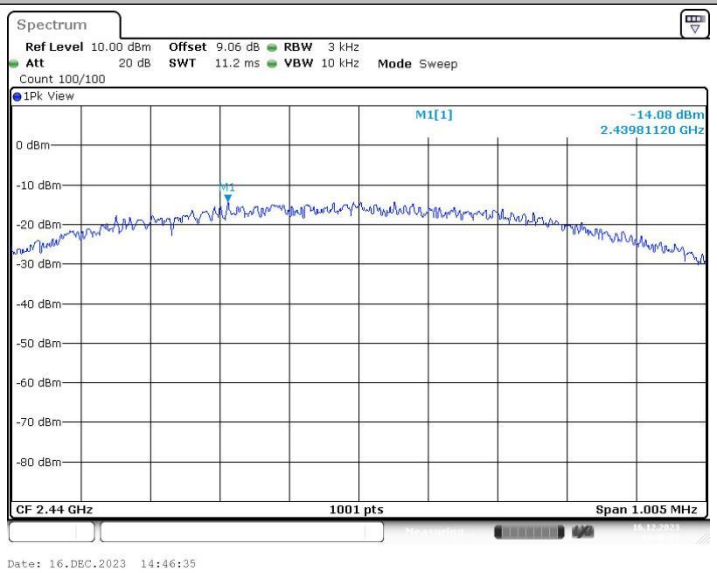

BLE_1M_Ant1_2480

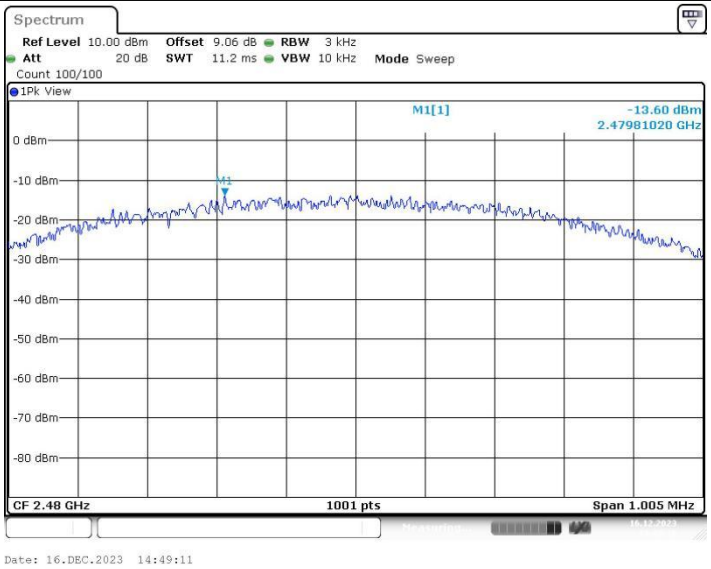

BLE_2M_Ant1_2402

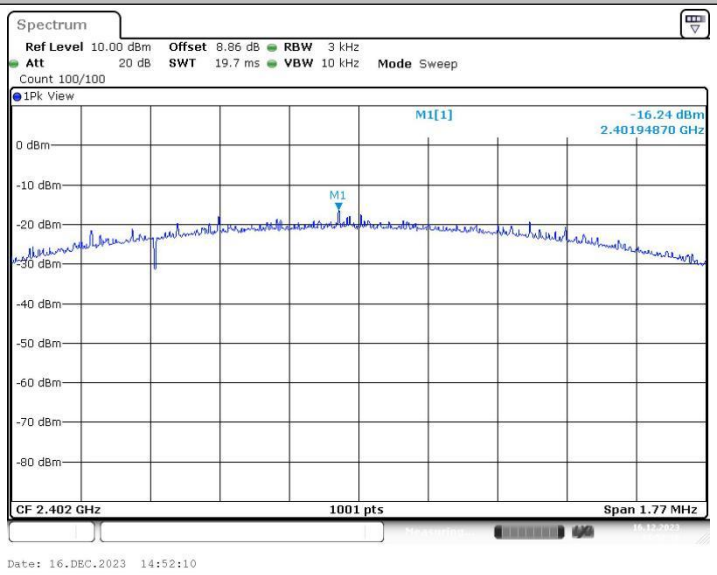

BLE_2M_Ant1_2440

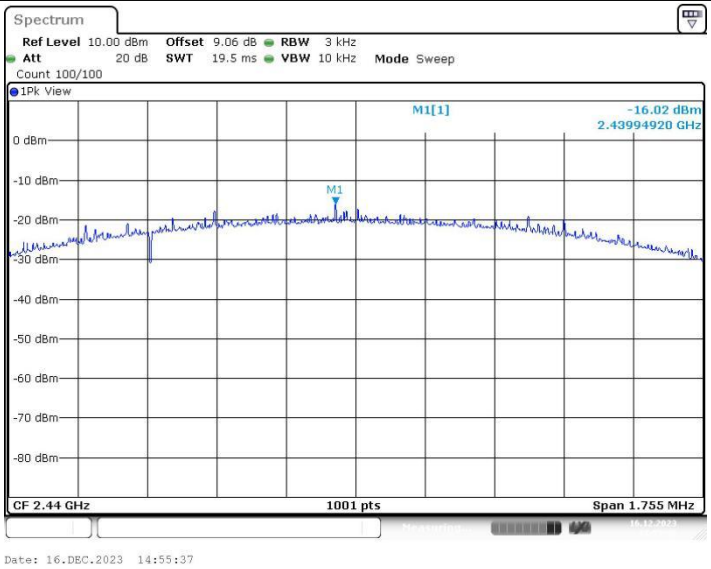

BLE_2M_Ant1_2480

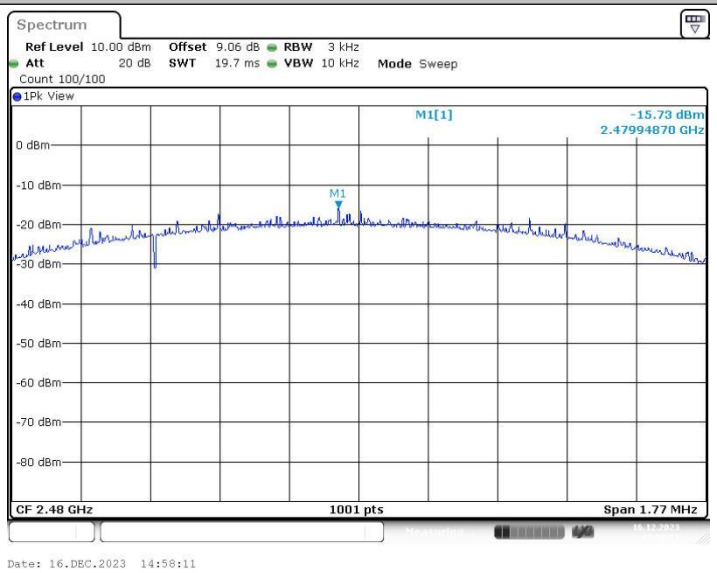

ppendix E: Reference level measurement

Test Result

TestMode	Antenna	Freq(MHz)	Max.Point[MHz]	Result[dBm]
BLE_1M	Ant1	2402	2402.23	2.40
		2440	2440.23	2.51
		2480	2480.22	2.84
BLE_2M	Ant1	2402	2401.99	1.77
		2440	2439.98	1.95
		2480	2479.98	2.40

Test Graphs

BLE_1M_Ant1_2402

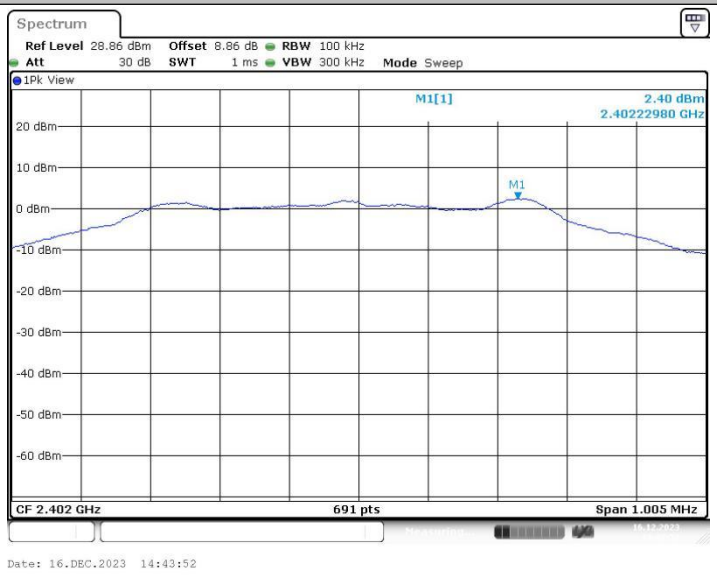

BLE_1M_Ant1_2440

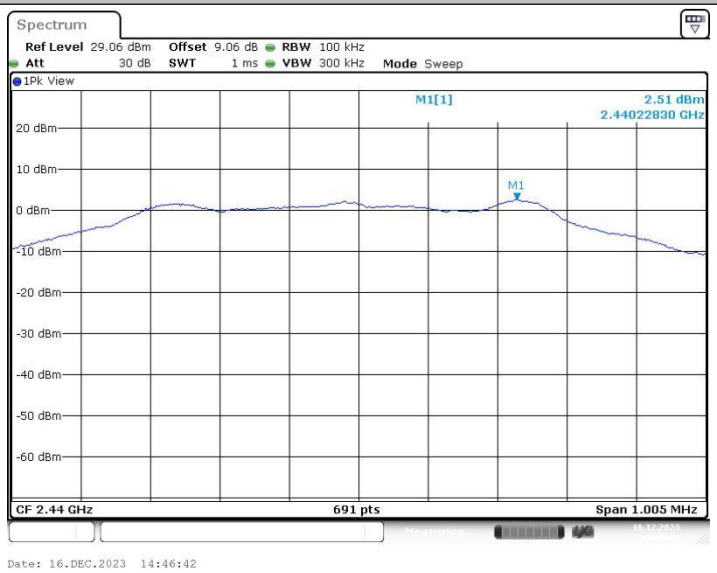

BLE_1M_Ant1_2480

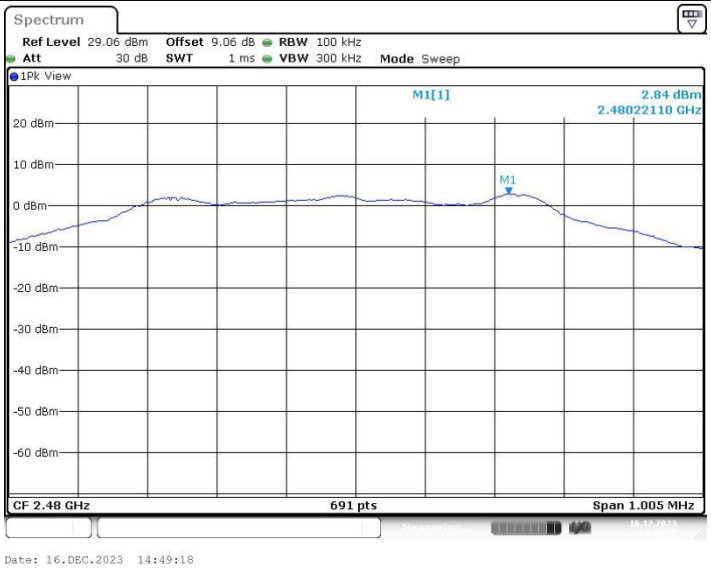

BLE_2M_Ant1_2402

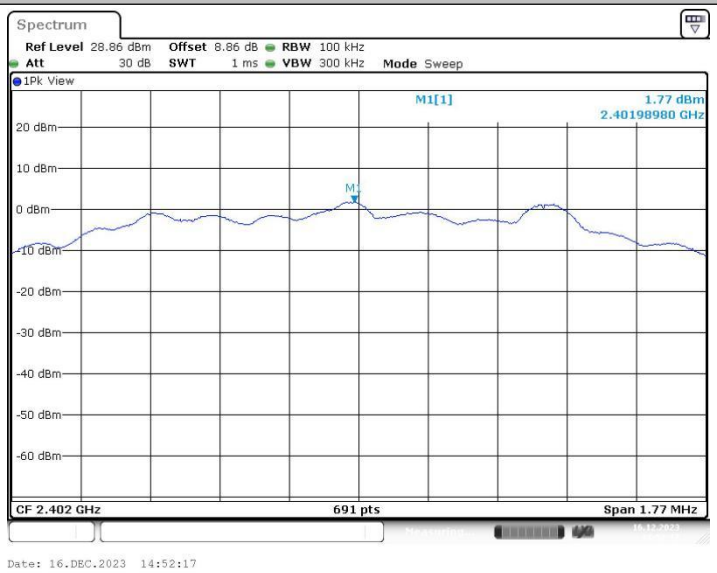

BLE_2M_Ant1_2440

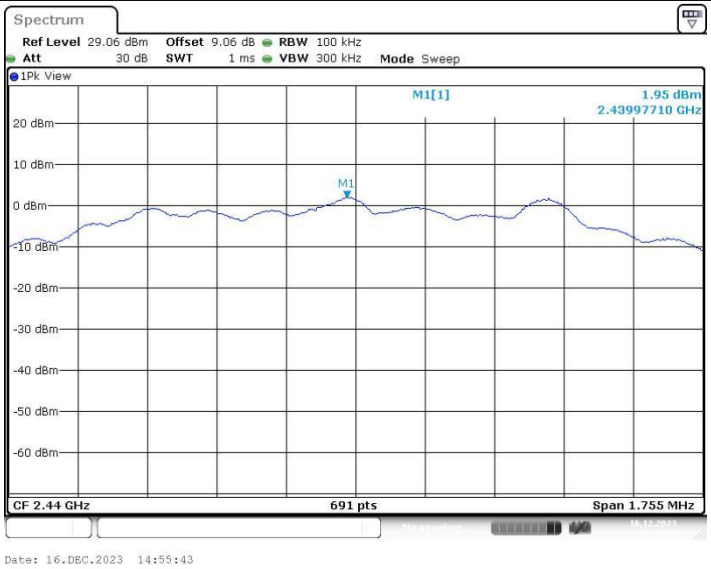

BLE_2M_Ant1_2480

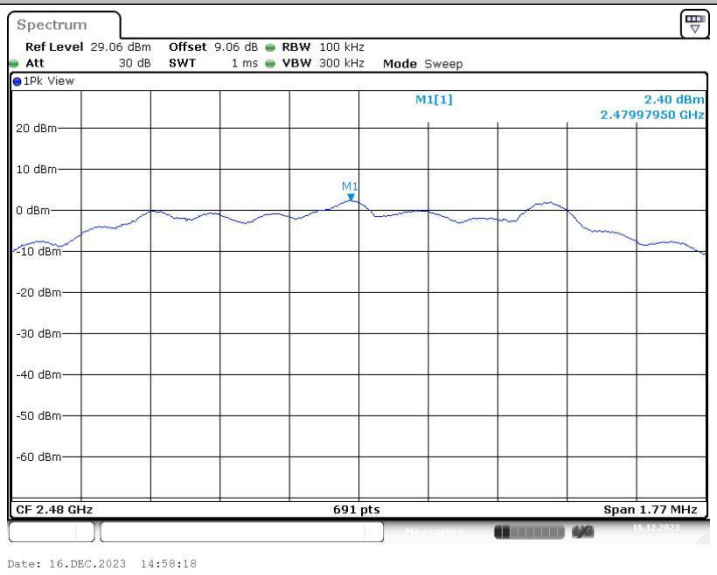

BLANK PAGE

Appendix F: Band edge measurements

Test Result

TestMode	Antenna	ChName	Freq(MHz)	RefLevel[dBm]	Result[dBm]	Limit[dBm]	Verdict
BLE_1M	Ant1	Low	2402	2.40	-47.56	≤-17.6	PASS
		High	2480	2.84	-46.72	≤-17.16	PASS
BLE_2M	Ant1	Low	2402	1.77	-29.59	≤-18.23	PASS
		High	2480	2.40	-46.53	≤-17.6	PASS

Test Graphs

BLE_1M_Ant1_Low_2402

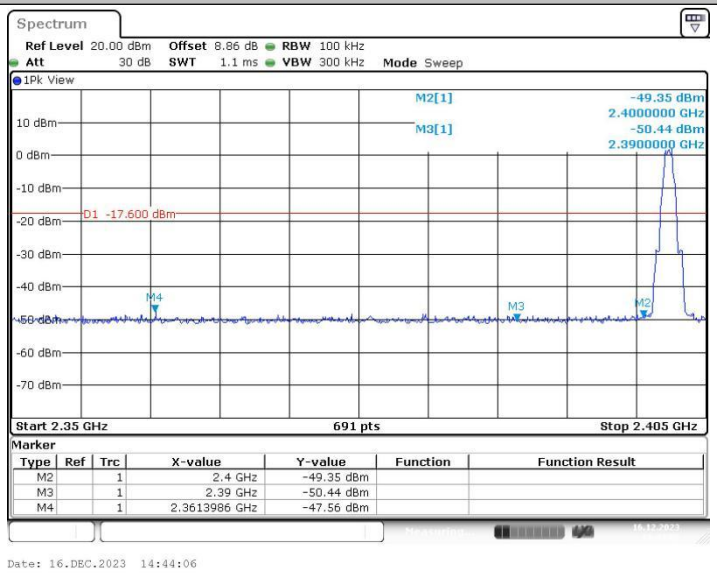

BLE_1M_Ant1_High_2480

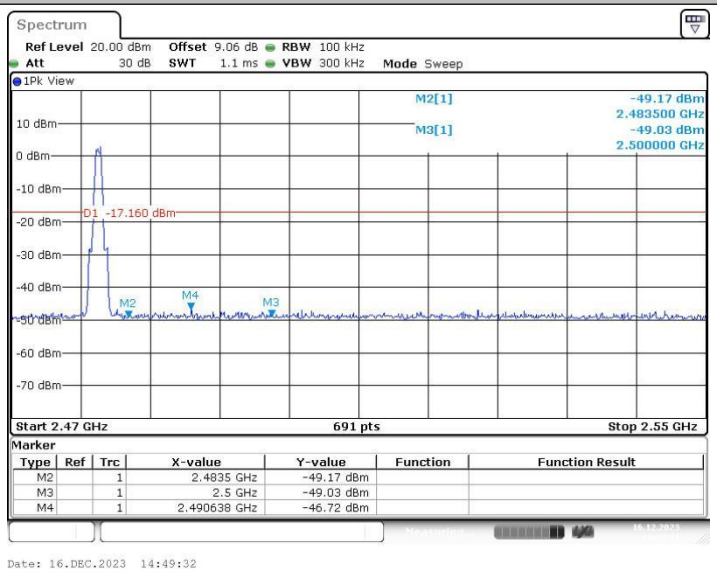

BLE_2M_Ant1_Low_2402

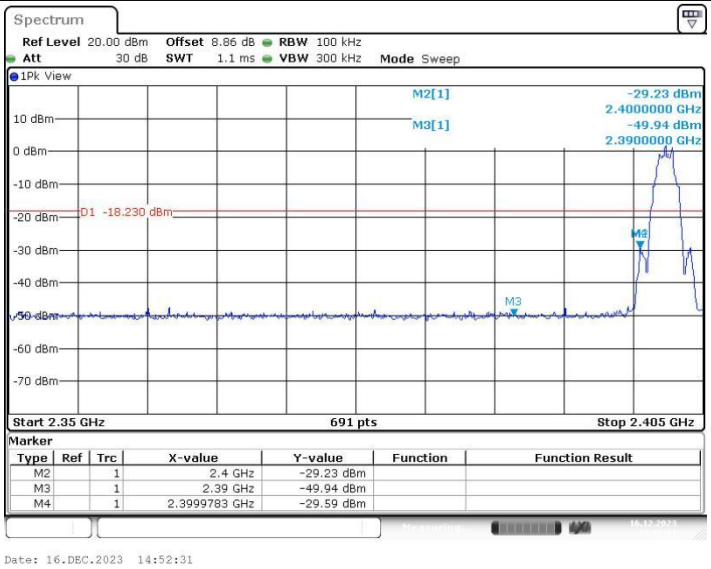

BLE_2M_Ant1_High_2480

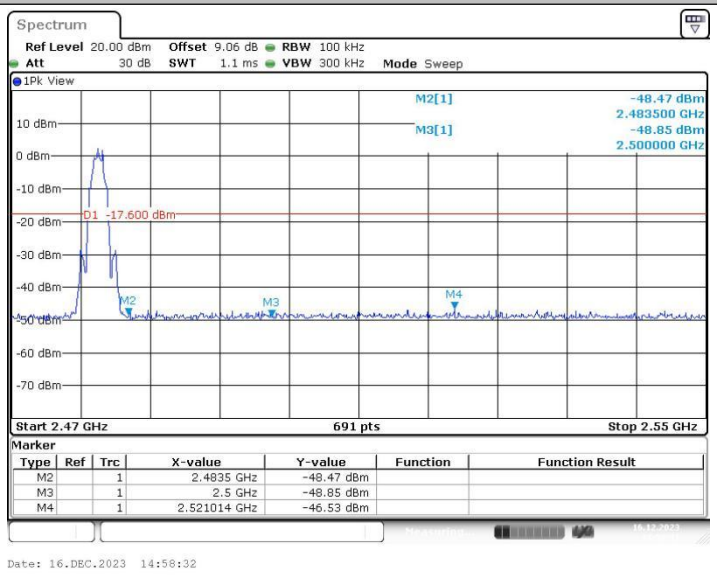

Appendix G: Conducted Spurious Emission

Test Result

TestMode	Antenna	Freq(MHz)	FreqRange [MHz]	RefLevel [dBm]	Result[dBm]	Limit[dBm]	Verdict
BLE_1M	Ant1	2402	30~1000	2.40	-59.24	≤-17.6	PASS
			1000~26500	2.40	-48.28	≤-17.6	PASS
		2440	30~1000	2.51	-58.28	≤-17.49	PASS
			1000~26500	2.51	-46.69	≤-17.49	PASS
		2480	30~1000	2.84	-59.12	≤-17.16	PASS
			1000~26500	2.84	-47.16	≤-17.16	PASS
BLE_2M	Ant1	2402	30~1000	1.77	-59.24	≤-18.23	PASS
			1000~26500	1.77	-47.25	≤-18.23	PASS
		2440	30~1000	1.95	-58.34	≤-18.05	PASS
			1000~26500	1.95	-46.72	≤-18.05	PASS
		2480	30~1000	2.40	-58.79	≤-17.6	PASS
			1000~26500	2.40	-47.29	≤-17.6	PASS

Test Graphs

BLE_1M_Ant1_2402_30~1000

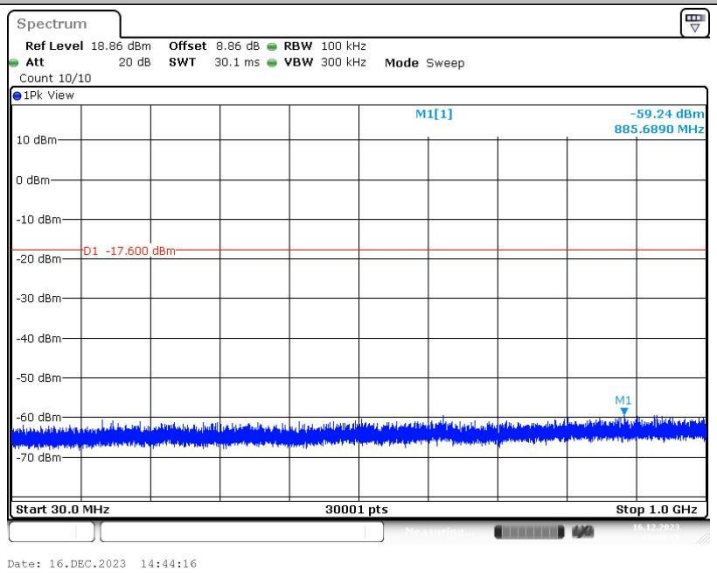

BLE_1M_Ant1_2402_1000~26500

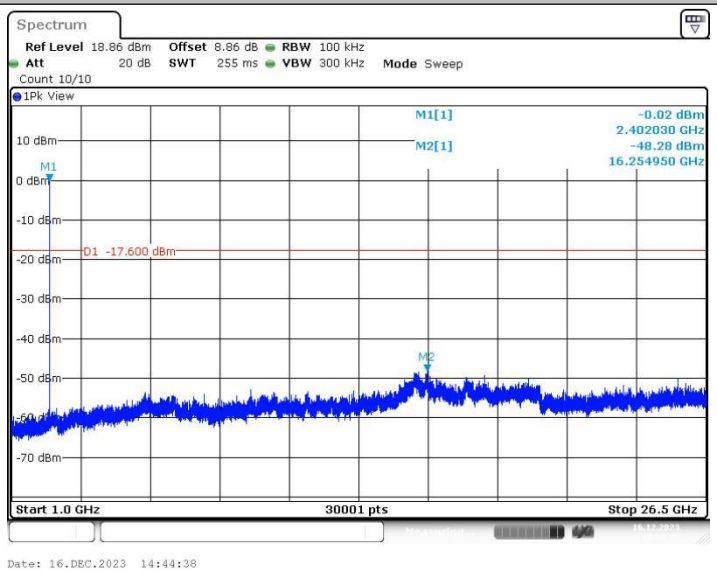

BLE_1M_Ant1_2440_30~1000

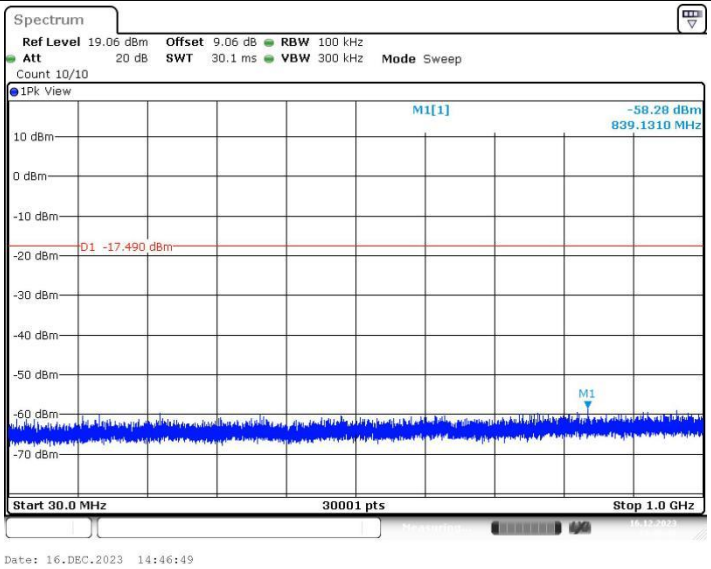

BLE_1M_Ant1_2440_1000~26500

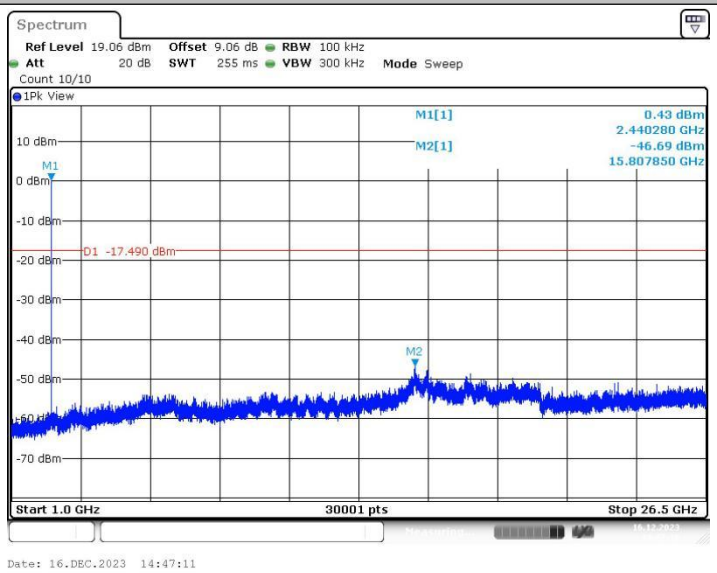

BLE_1M_Ant1_2480_30~1000

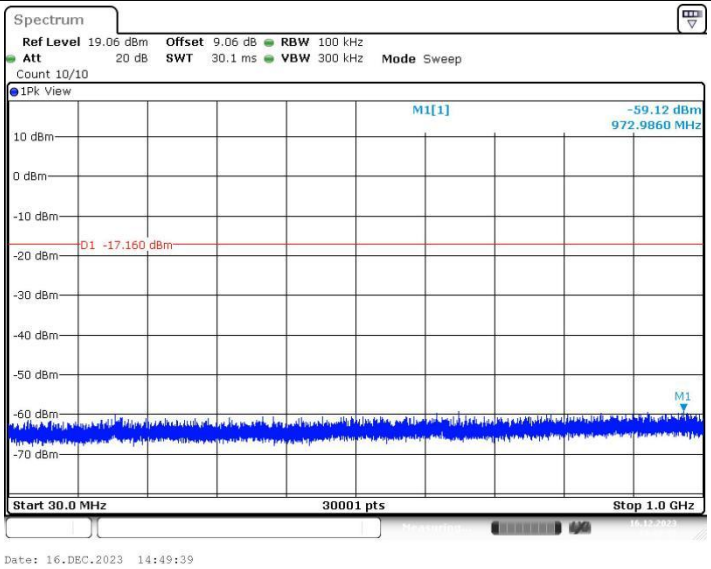

BLE_1M_Ant1_2480_1000~26500

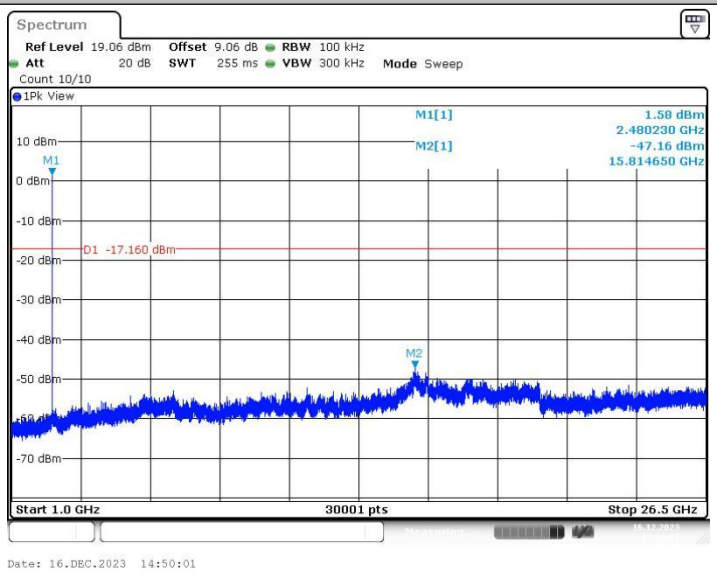

BLE_2M_Ant1_2402_30~1000

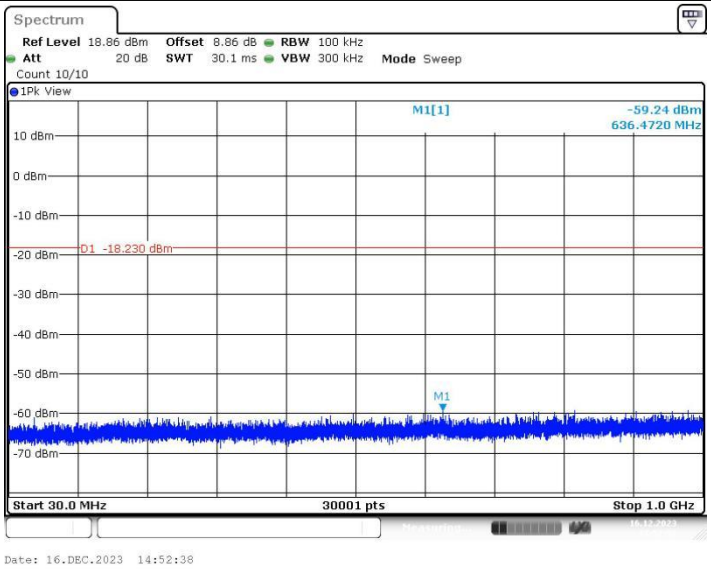

BLE_2M_Ant1_2402_1000~26500

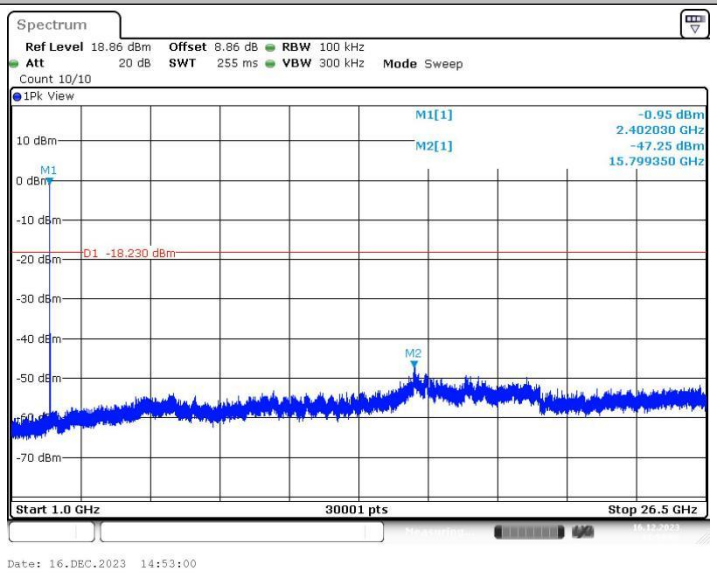

BLE_2M_Ant1_2440_30~1000

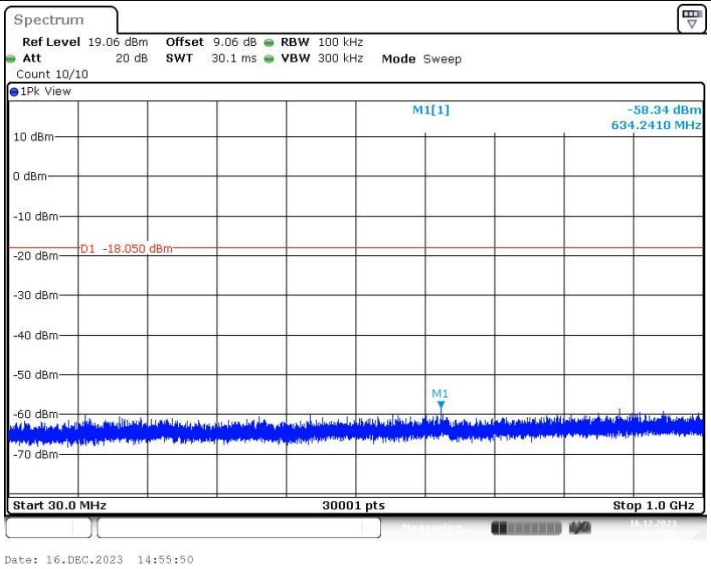

BLE_2M_Ant1_2440_1000~26500

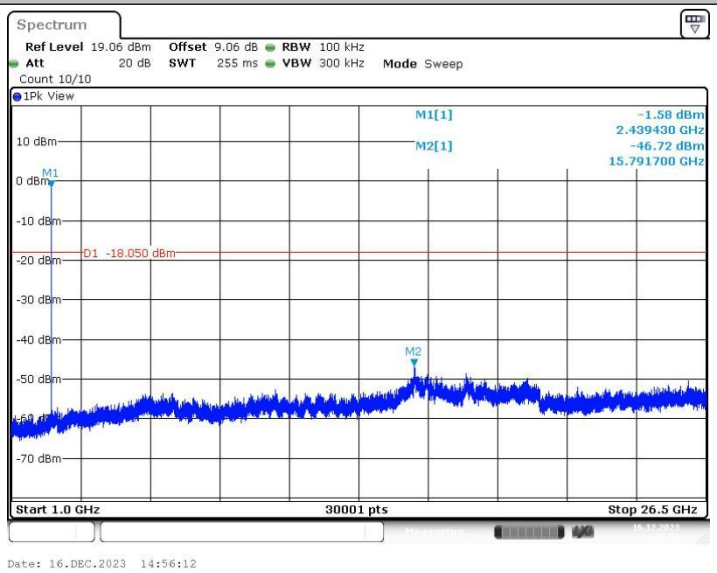

BLE_2M_Ant1_2480_30~1000

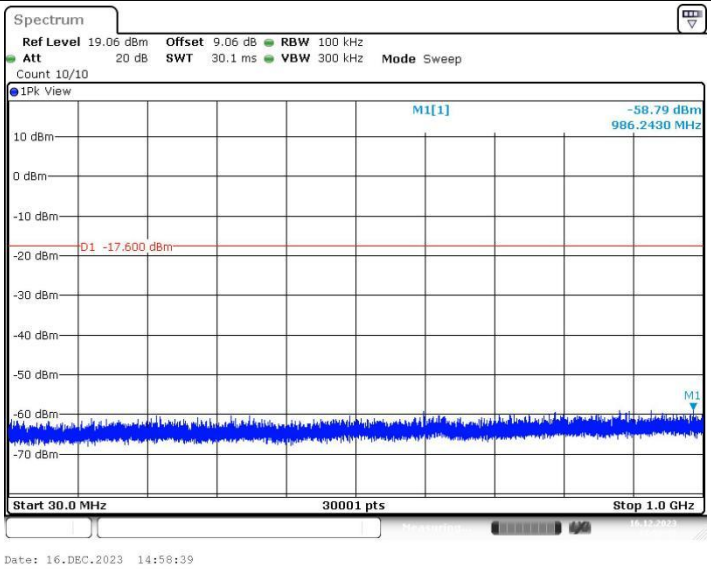

BLE_2M_Ant1_2480_1000~26500

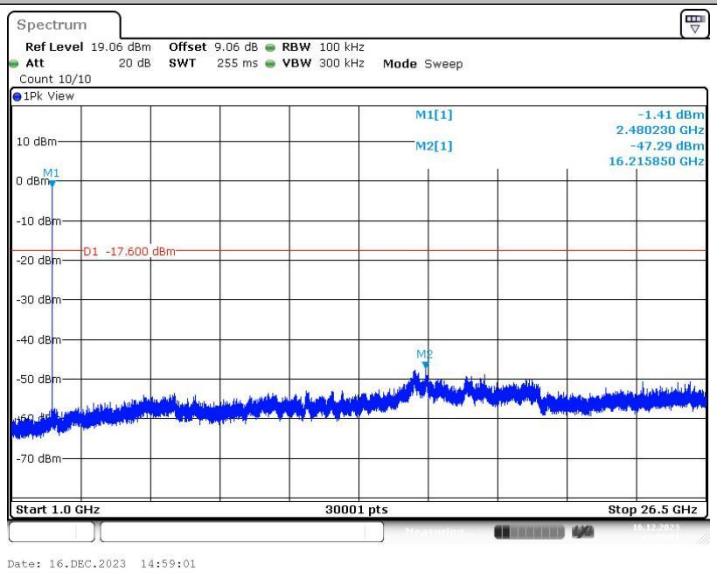

Appendix H: Duty Cycle

Test Result

TestMode	Antenna	Freq(MHz)	ON Time [ms]	Period [ms]	X	DC [%]	xFactor	Limit	Verdict
BLE_1M	Ant1	2402	2.13	2.50	0.8520	85.20	0.70	---	---
		2440	2.13	2.50	0.8520	85.20	0.70	---	---
		2480	2.13	2.50	0.8520	85.20	0.70	---	---
BLE_2M	Ant1	2402	1.08	1.88	0.5745	57.45	2.41	---	---
		2440	1.08	1.88	0.5745	57.45	2.41	---	---
		2480	1.08	1.88	0.5745	57.45	2.41	---	---

Test Graphs

BLE_1M_Ant1_2402

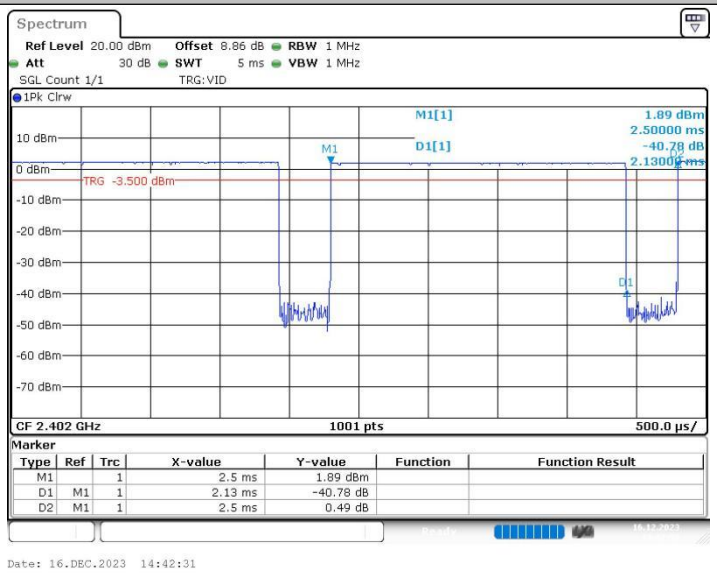

BLE_1M_Ant1_2440

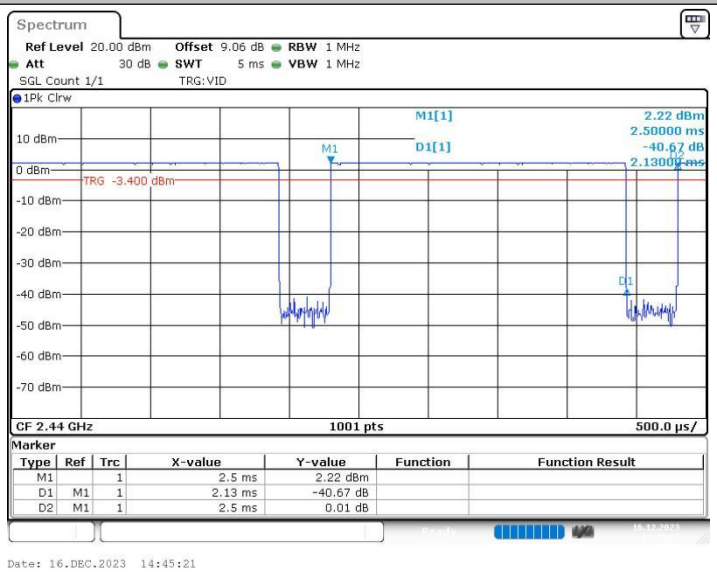

BLE_1M_Ant1_2480

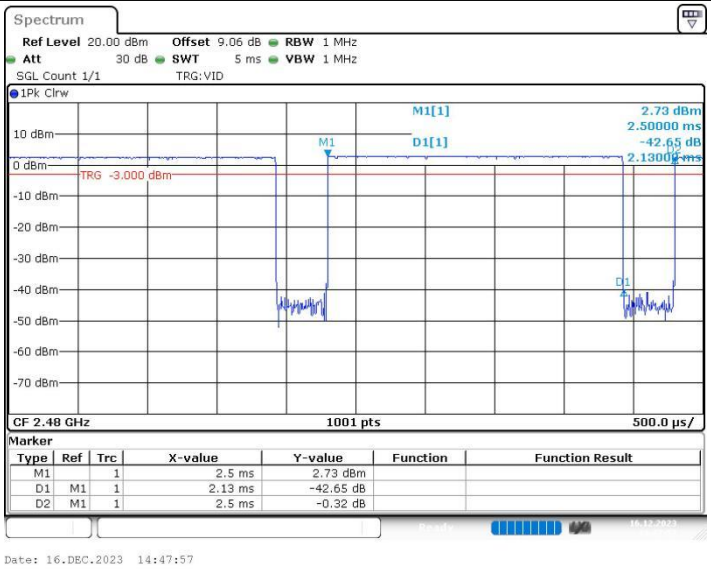

BLE_2M_Ant1_2402

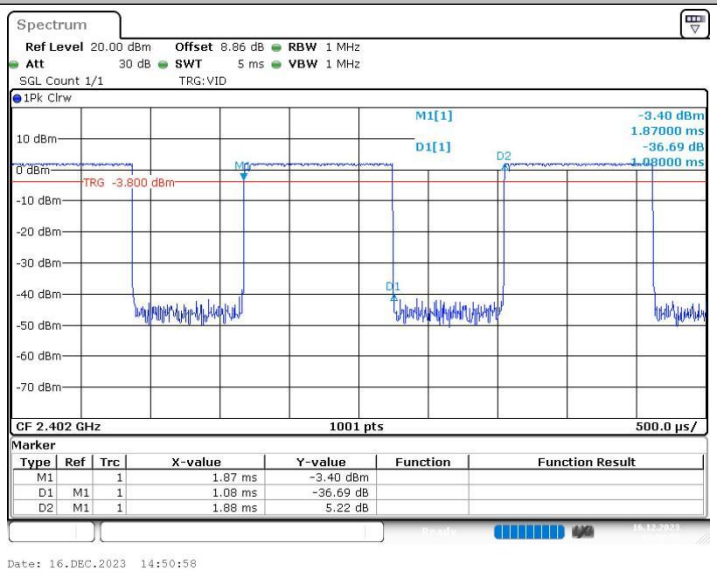

BLE_2M_Ant1_2440

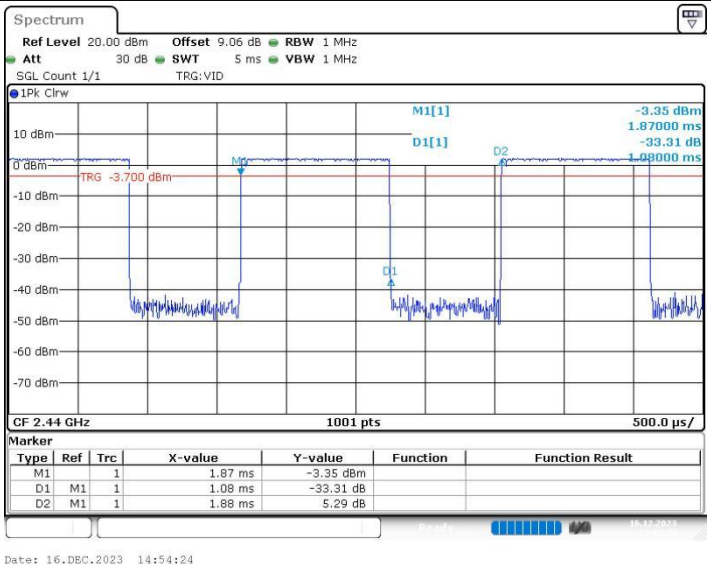
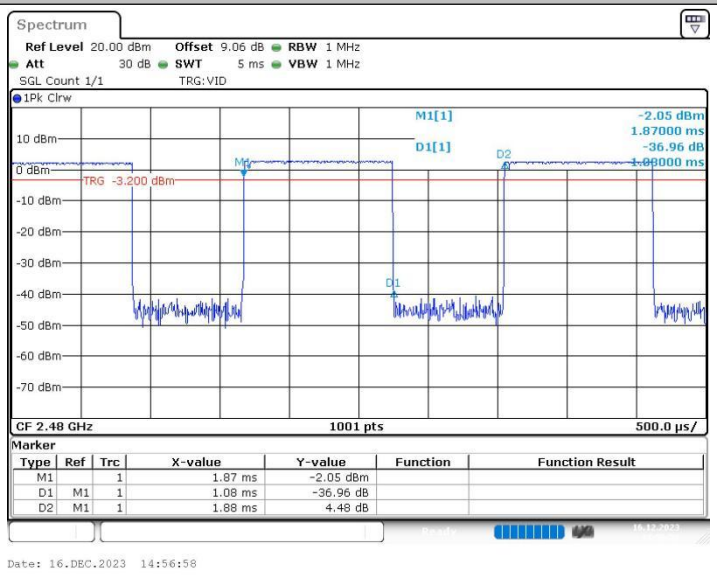
BLE_2M_Ant1_2480