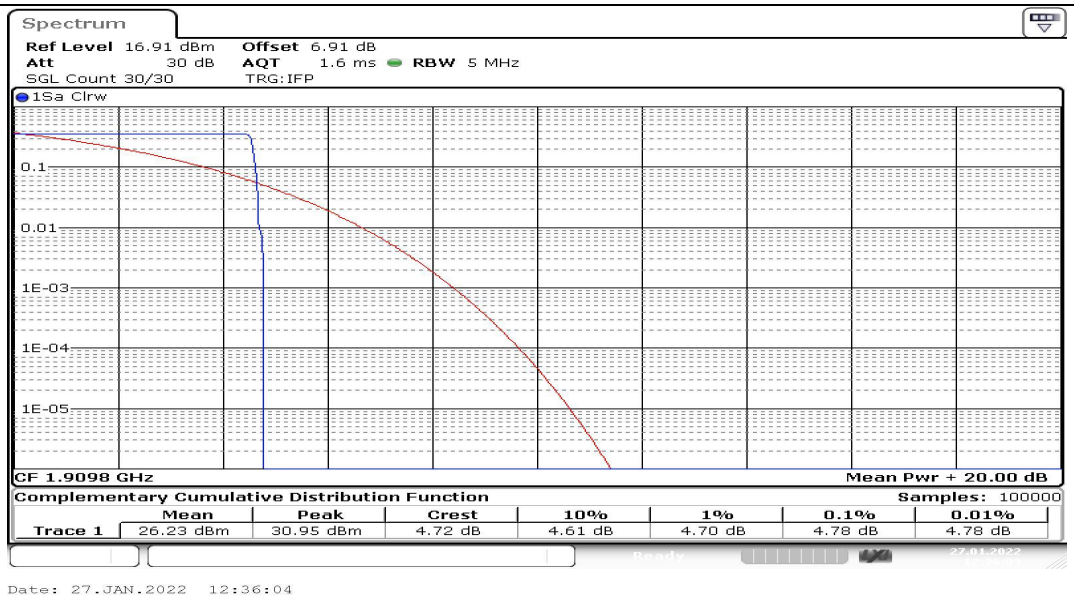

Channel 810

GPRS MODE:

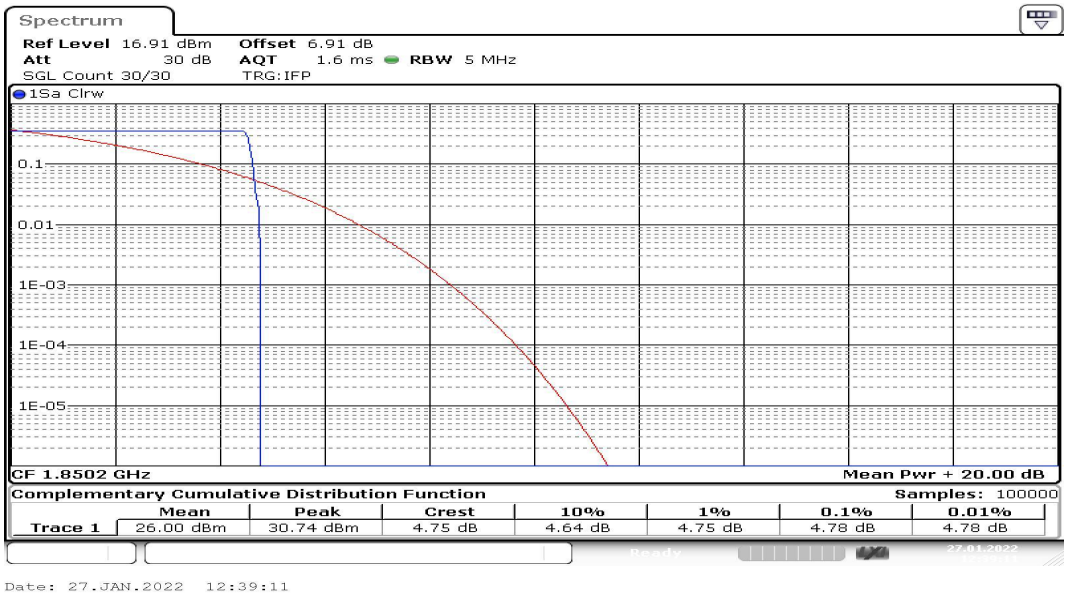

Channel 512

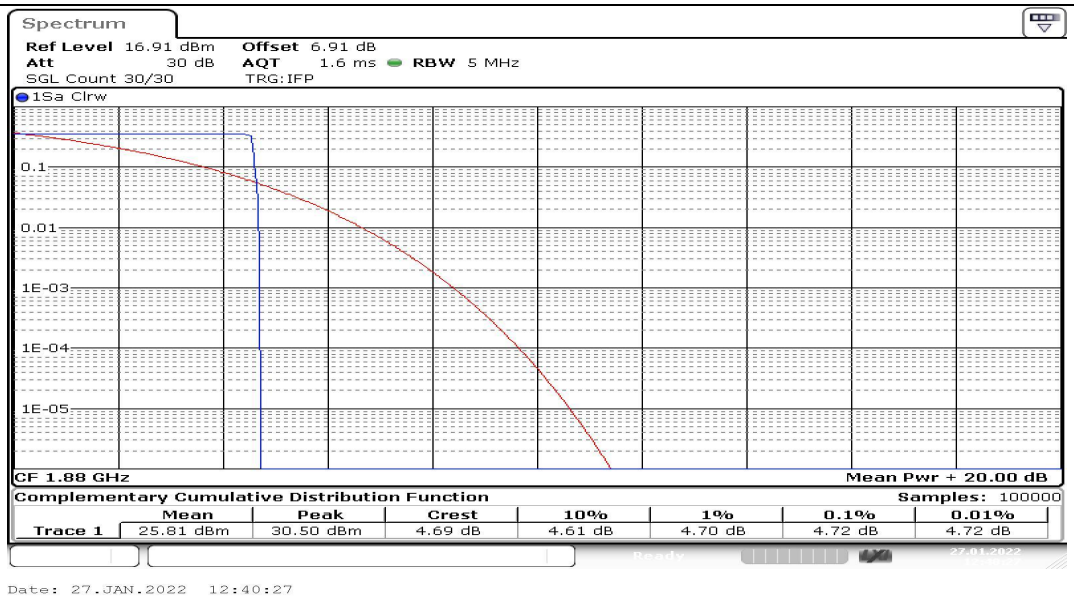

Date: 27.JAN.2022 12:40:27

Channel 661

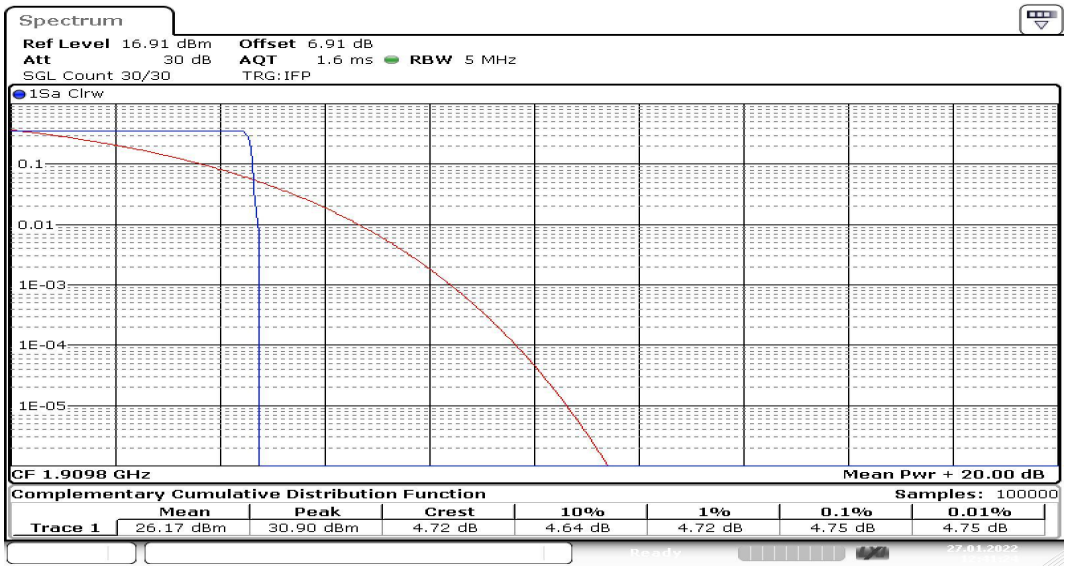

Date: 27.JAN.2022 12:41:24

Channel 810

8. Effective Radiated Power and Effective Isotropic Radiated Power

PCS1900

GSM Measured Power:

Carrier frequency (MHz)	Channel No.	Conducted Power (dBm)	ERP/EIRP (dBm)	ERP/EIRP (W)
1850.2	512	28.28	27.48	0.560
1880	661	28.34	27.54	0.568
1909.8	810	28.93	28.13	0.650

GPRS Measured Power:

Carrier frequency (MHz)	Channel No.	TX Mode	Conducted Power (dBm)	ERP/EIRP (dBm)	ERP/EIRP (W)
1850.2	512	4Down1Up	28.68	27.88	0.614
1880	661		28.44	27.64	0.581
1909.8	810		28.93	28.13	0.650
1850.2	512	3Down2Up	26.06	25.26	0.336
1880	661		25.92	25.12	0.325
1909.8	810		26.60	25.80	0.380
1850.2	512	2Down3Up	24.21	23.41	0.219
1880	661		23.97	23.17	0.207
1909.8	810		24.62	23.82	0.241
1850.2	512	1Down4Up	22.83	22.03	0.160
1880	661		22.80	22.00	0.158
1909.8	810		23.30	22.50	0.178

APPENDIX B – TEST DATA OF RADIATED EMISSION

Radiated Spurious Emissions

Note：The worst channel results are reflected in the report.

Note: The scanned graph represents the maximum of both horizontal and vertical polarizations and is not a single horizontal or vertical polarization scan.

850 Test result

GSM/GPRS MODE Channel 189:

Frequency (MHz)	Power (dBm)	Limited (dBm)	Polarization
3322.054688	-62.80	-13	Vertical
4152.632813	-61.80	-13	Vertical
4808.929688	-60.63	-13	Vertical
6450.585938	-58.86	-13	Vertical
9000.210938	-56.49	-13	Vertical
11092.195313	-55.91	-13	Vertical

1900 Test result

GSM/GPRS MODE Channel 661:

Frequency (MHz)	Power (dBm)	Limited (dBm)	Polarization
3759.843750	-56.70	-13	Vertical
5640.000000	-49.48	-13	Vertical
7520.156250	-58.02	-13	Vertical
9399.843750	-50.17	-13	Vertical
11098.125000	-56.45	-13	Vertical
13462.500000	-53.09	-13	Vertical

---End of Test Report---