# Measurement Results

1-0437/20-01-05_log2_conducted

Test logging

This addendum is electronically signed and valid without handwritten signature.
For verification of the electronic signatures, the public keys can be requested at the testing laboratory.

Document authorized:

cn=Michael Dorongovski, o=CTC Advanced GmbH, ou=RCE-201118, email=Michael.Dorongovski@ctcadvanced.com, c=DE
2021.02.03 15:57:30 +01'00'

Michael Dorongovski
Lab Manager
Radio Communications

# Table of Content


EUT Summary 3
1. FCC Part 15.247 Maximum Peak Conducted Output Power DTS ~ Generic 2G4 4
2. FCC Part 15.247 Maximum Peak Conducted Output Power DTS ~ Generic 2G4 7
3. FCC Part 15.247 Maximum Peak Conducted Output Power DTS ~ Generic 2G4 10
4. FCC Part 15.247 Bandwidth 6dB DTS ~ Generic 2G4 13
5. FCC Part 15.247 Bandwidth 6dB DTS ~ Generic 2G4 15
6. FCC Part 15.247 Bandwidth 6dB DTS ~ Generic 2G4 17
7. FCC Part 15.247 Peak Power Spectral Density DTS ~ Generic 2G4 19
8. FCC Part 15.247 Peak Power Spectral Density DTS ~ Generic 2G4 21
9. FCC Part 15.247 Peak Power Spectral Density DTS ~ Generic 2G4 23
10. FCC Part 15.247 Bandwidth 99PCT-20dB ~ Generic 2G4 25
11. FCC Part 15.247 Bandwidth 99PCT-20dB ~ Generic 2G4 28
12. FCC Part 15.247 Bandwidth 99PCT-20dB ~ Generic 2G4 31
13. FCC Part 15.247 TX Spurious Conduced ~ Generic 2G4 34
14. FCC Part 15.247 TX Spurious Conduced ~ Generic 2G4 36
15. FCC Part 15.247 TX Spurious Conduced ~ Generic 2G4 38
16. FCC Part 15.247 Restricted Band Edge Conducted Avg DC corrected DTS (eirp) ~ Generic 2G4 40
17. FCC Part 15.247 Restricted Band Edge Conducted Avg DC corrected DTS (eirp) ~ Generic 2G4 43

# EUT Summary

| IUT DEFINITION & Common settings | |
|---|---|
| Manufacturer | KUNBUS GmbH |
| Type | KE2640MODA1 |
| Serial No. \| Setup No. | Device 2 \| Antenna gain 3 |
| SW Version \| HW Version | 1.0.1 \| PR100335R01 |
| Comment 1 \| 2 | |
| Tlow \| Tmid \| Thigh [°C] | -40 \| 20 \| 85 |
| Vlow \| Vmid \| Vhigh [V] @Imax [A] | 5 \| 5 \| 5 @1 |
| Auto Control enabled Power Supply \| Climatic Box | No \| No |
| Additional Path Loss [dB] | 0.7 |

| IUT Common Settings 2G4 | |
|---|---|
| Hopping supported | No |
| Burst length [ms] | 10 |
| Nominal Bandwidth [MHz] | 2.5 |
| User Interaction | No |

# 1. FCC Part 15.247 Maximum Peak Conducted Output Power DTS ~ Generic 2G4

| Test References | |
|---|---|
| TC Start | 09.12.2020 15:44:08 |
| Ambit Temp [°C] \| Humidity [rel%] | 24.3 \| 23 |
| System Version | 1.0.1.2 |
| Test Specification | FCC Part 15.247 |
| Test Method | DTS: KDB 558074 D01 V05 - Chapter 8.3.1.1 RBW ≥ DTS Bandwidth |
| Class / TC Version | TC_VM_FCC15247_Maximum_Peak_Conducted_Output_Power_DTS_V01 Version: 0.0.1 |
| My Description | FCC 15.247 Maximum Peak Output Power Conducted DTS4 - Generic 2G4 |
| Add. Information | |

| Test Parameter | |
|---|---|
| Technology to test | Generic 2G4 |
| Antenna Port used | 1 |
| Temperature | mid |
| Voltage | mid |
| Frequency low to test | True \| Freq [MHz] 2401 |
| Frequency mid to test | False \| Freq [MHz] 2440 |
| Frequency high to test | False \| Freq [MHz] 2480 |
| Switched Path | IUT - SignalingUnit - SpectrumAnalyzer |
| Devices in use | \| SA: Rohde&Schwarz,FSV-40,1307.9002K40/101042,3.60 |

## Test at TX 2401 MHz

| READ SA SETTINGS: | |
|---|---|
| RefLevel [dBm] \| RefLevelOffset [dB] \| InpAtt [dB] | 5.58 \| 16.26 \| 5 |
| Start [MHz] \| Stop [MHz] | 2398.500 \| 2403.500 |
| RBW [MHz] \| VBW [MHz] | 0.100000 \| 0.300000 |
| Detector \| TraceMode | POS \| MAXH |
| Sweep: Time [ms] \| Count \| Points per Section \| Type | 50 \| 200 \| 10001 \| SWE |

| DTS Bandwidth | | | | | |
|---|---|---|---|---|---|
| Test Description | Lower Limit | Upper Limit | Measured | Unit | Verdict |
| DTS Bandwidth (6dB) | --- | --- | 726 | kHz | INFO |

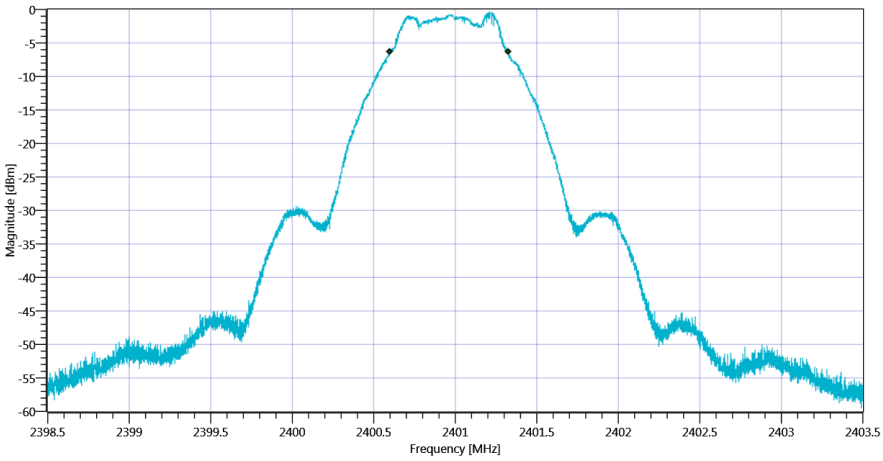


Plot_FCC Part 15.247 Maximum Peak Conducted Output Power DTS ~ Generic 2G4 DTS BW_09122020_154437.png

| READ SA SETTINGS: | |
|---|---|
| RefLevel [dBm] \| RefLevelOffset [dB] \| InpAtt [dB] | 10.58 \| 16.26 \| 10 |
| Start [MHz] \| Stop [MHz] | 2398.500 \| 2403.500 |
| RBW [MHz] \| VBW [MHz] | 1.000000 \| 5.000000 |
| Detector \| TraceMode | POS \| MAXH |
| Sweep: Time [ms] \| Count \| Points per Section \| Type | 50 \| 200 \| 1001 \| SWE |

| RESULT | | | | | |
|---|---|---|---|---|---|
| Test Description | Lower Limit | Upper Limit | Measured | Unit | Verdict |
| Peak Power | --- | 30.00 | 0.59 | dBm | PASS |
| Peak Power | --- | 1000 | 1.145513 | mW | PASS |
| Frequency at Peak | --- | --- | 2400.675 | MHz | INFO |

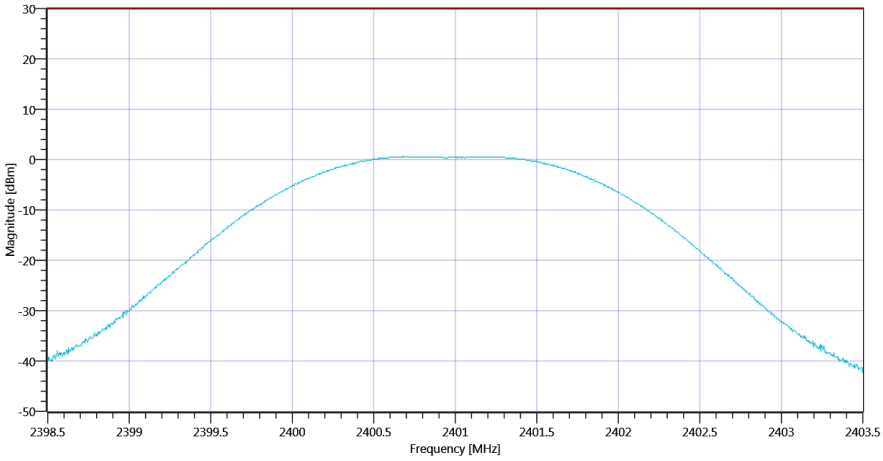


Plot_FCC Part 15.247 Maximum Peak Conducted Output Power DTS ~ Generic 2G4_09122020_154453.png

| TEST FINISHED | | |
|---|---|---|
| General Verdict | 09.12.2020 15:44:53 / RT: 44 s | PASS |

# 2. FCC Part 15.247 Maximum Peak Conducted Output Power DTS ~ Generic 2G4

| Test References | |
|---|---|
| TC Start | 09.12.2020 15:57:12 |
| Ambit Temp [°C] \| Humidity [rel%] | 24.2 \| 23 |
| System Version | 1.0.1.2 |
| Test Specification | FCC Part 15.247 |
| Test Method | DTS: KDB 558074 D01 V05 - Chapter 8.3.1.1 RBW ≥ DTS Bandwidth |
| Class / TC Version | TC_VM_FCC15247_Maximum_Peak_Conducted_Output_Power_DTS_V01 Version: 0.0.1 |
| My Description | FCC 15.247 Maximum Peak Output Power Conducted DTS4 - Generic 2G4 |
| Add. Information | |

| Test Parameter | |
|---|---|
| Technology to test | Generic 2G4 |
| Antenna Port used | 1 |
| Temperature | mid |
| Voltage | mid |
| Frequency low to test | False \| Freq [MHz] 2401 |
| Frequency mid to test | True \| Freq [MHz] 2440 |
| Frequency high to test | False \| Freq [MHz] 2480 |
| Switched Path | IUT - SignalingUnit - SpectrumAnalyzer |
| Devices in use | \| SA: Rohde&Schwarz,FSV-40,1307.9002K40/101042,3.60 |

## Test at TX 2440 MHz

| READ SA SETTINGS: | |
|---|---|
| RefLevel [dBm] \| RefLevelOffset [dB] \| InpAtt [dB] | 8.33 \| 16.18 \| 10 |
| Start [MHz] \| Stop [MHz] | 2437.500 \| 2442.500 |
| RBW [MHz] \| VBW [MHz] | 0.100000 \| 0.300000 |
| Detector \| TraceMode | POS \| MAXH |
| Sweep: Time [ms] \| Count \| Points per Section \| Type | 50 \| 200 \| 10001 \| SWE |

| DTS Bandwidth | | | | | |
|---|---|---|---|---|---|
| Test Description | Lower Limit | Upper Limit | Measured | Unit | Verdict |
| DTS Bandwidth (6dB) | --- | --- | 744 | kHz | INFO |

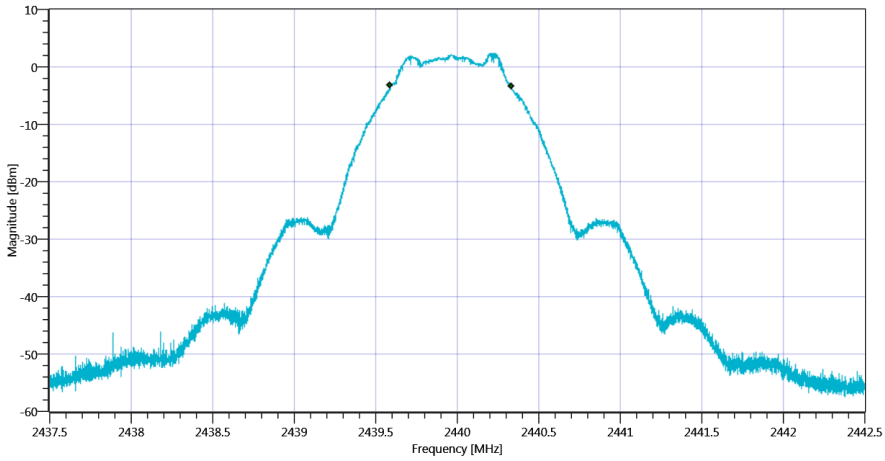


Plot_FCC Part 15.247 Maximum Peak Conducted Output Power DTS ~ Generic 2G4 DTS BW_09122020_155740.png

| READ SA SETTINGS: | |
|---|---|
| RefLevel [dBm] \| RefLevelOffset [dB] \| InpAtt [dB] | 13.33 \| 16.18 \| 15 |
| Start [MHz] \| Stop [MHz] | 2437.500 \| 2442.500 |
| RBW [MHz] \| VBW [MHz] | 1.000000 \| 5.000000 |
| Detector \| TraceMode | POS \| MAXH |
| Sweep: Time [ms] \| Count \| Points per Section \| Type | 50 \| 200 \| 1001 \| SWE |

| RESULT | | | | | |
|---|---|---|---|---|---|
| Test Description | Lower Limit | Upper Limit | Measured | Unit | Verdict |
| Peak Power | --- | 30.00 | 3.34 | dBm | PASS |
| Peak Power | --- | 1000 | 2.157744 | mW | PASS |
| Frequency at Peak | --- | --- | 2439.71 | MHz | INFO |

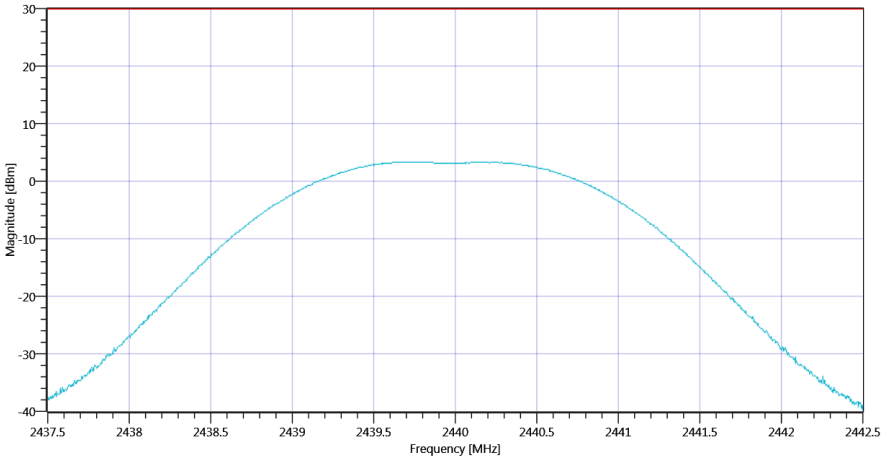


Plot_FCC Part 15.247 Maximum Peak Conducted Output Power DTS ~ Generic 2G4_09122020_155756.png

| TEST FINISHED | | |
|---|---|---|
| General Verdict | 09.12.2020 15:57:57 / RT: 44 s | PASS |

# 3. FCC Part 15.247 Maximum Peak Conducted Output Power DTS ~ Generic 2G4

| Test References | |
|---|---|
| TC Start | 09.12.2020 16:05:56 |
| Ambit Temp [°C] \| Humidity [rel%] | 24.3 \| 23 |
| System Version | 1.0.1.2 |
| Test Specification | FCC Part 15.247 |
| Test Method | DTS: KDB 558074 D01 V05 - Chapter 8.3.1.1 RBW ≥ DTS Bandwidth |
| Class / TC Version | TC_VM_FCC15247_Maximum_Peak_Conducted_Output_Power_DTS_V01 Version: 0.0.1 |
| My Description | FCC 15.247 Maximum Peak Output Power Conducted DTS4 - Generic 2G4 |
| Add. Information | |

| Test Parameter | |
|---|---|
| Technology to test | Generic 2G4 |
| Antenna Port used | 1 |
| Temperature | mid |
| Voltage | mid |
| Frequency low to test | False \| Freq [MHz] 2401 |
| Frequency mid to test | False \| Freq [MHz] 2440 |
| Frequency high to test | True \| Freq [MHz] 2480 |
| Switched Path | IUT - SignalingUnit - SpectrumAnalyzer |
| Devices in use | \| SA: Rohde&Schwarz,FSV-40,1307.9002K40/101042,3.60 |

## Test at TX 2480 MHz

| READ SA SETTINGS: | |
|---|---|
| RefLevel [dBm] \| RefLevelOffset [dB] \| InpAtt [dB] | 6.32 \| 16.11 \| 10 |
| Start [MHz] \| Stop [MHz] | 2477.500 \| 2482.500 |
| RBW [MHz] \| VBW [MHz] | 0.100000 \| 0.300000 |
| Detector \| TraceMode | POS \| MAXH |
| Sweep: Time [ms] \| Count \| Points per Section \| Type | 50 \| 200 \| 10001 \| SWE |

| DTS Bandwidth | | | | | |
|---|---|---|---|---|---|
| Test Description | Lower Limit | Upper Limit | Measured | Unit | Verdict |
| DTS Bandwidth (6dB) | --- | --- | 755 | kHz | INFO |

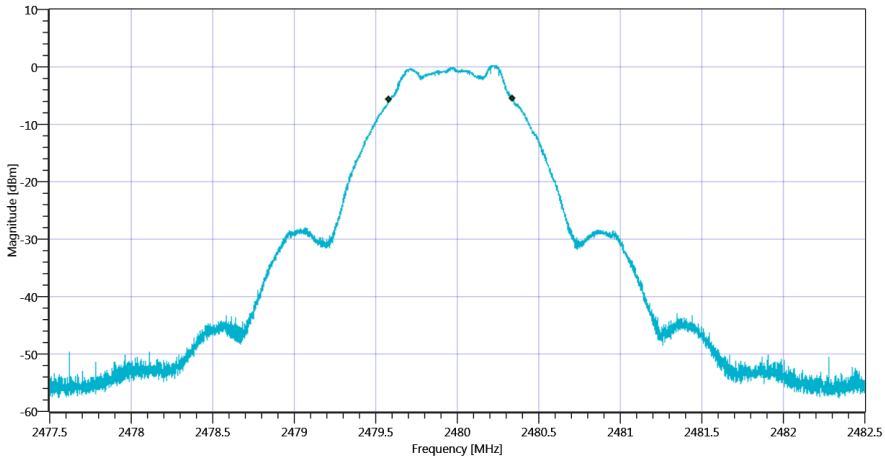


Plot_FCC Part 15.247 Maximum Peak Conducted Output Power DTS ~ Generic 2G4 DTS BW_09122020_160624.png

| READ SA SETTINGS: | |
|---|---|
| RefLevel [dBm] \| RefLevelOffset [dB] \| InpAtt [dB] | 11.32 \| 16.11 \| 15 |
| Start [MHz] \| Stop [MHz] | 2477.500 \| 2482.500 |
| RBW [MHz] \| VBW [MHz] | 2.000000 \| 5.000000 |
| Detector \| TraceMode | POS \| MAXH |
| Sweep: Time [ms] \| Count \| Points per Section \| Type | 50 \| 200 \| 1001 \| SWE |

| RESULT | | | | | |
|---|---|---|---|---|---|
| Test Description | Lower Limit | Upper Limit | Measured | Unit | Verdict |
| Peak Power | --- | 30.00 | 1.32 | dBm | PASS |
| Peak Power | --- | 1000 | 1.355189 | mW | PASS |
| Frequency at Peak | --- | --- | 2480.21 | MHz | INFO |

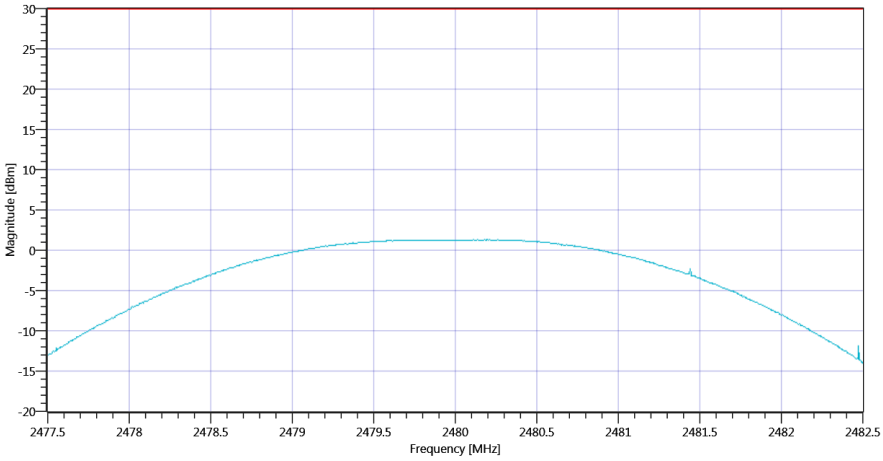


Plot_FCC Part 15.247 Maximum Peak Conducted Output Power DTS ~ Generic 2G4_09122020_160640.png

| TEST FINISHED | | |
|---|---|---|
| General Verdict | 09.12.2020 16:06:40 / RT: 44 s | PASS |

# 4. FCC Part 15.247 Bandwidth 6dB DTS ~ Generic 2G4

| Test References | |
|---|---|
| TC Start | 09.12.2020 15:44:57 |
| Ambit Temp [°C] \| Humidity [rel%] | 24.3 \| 23 |
| System Version | 1.0.1.2 |
| Test Specification | FCC Part 15.247 |
| Test Method | 99 |
| Class / TC Version | TC_VM_FCC15247_Bandwidth_6dB_DTS_V01 Version: 0.0.1 |
| My Description | FCC 15.247 Bandwidth 6DB DTS - Generic 2G4 |
| Add. Information | |

| Test Parameter | |
|---|---|
| Technology to test | Generic 2G4 |
| Antenna Port used | 1 |
| Temperature | mid |
| Voltage | mid |
| Frequency low to test | True \| Freq [MHz] 2401 |
| Frequency mid to test | False \| Freq [MHz] 2440 |
| Frequency high to test | False \| Freq [MHz] 2480 |
| Switched Path | IUT - SignalingUnit - SpectrumAnalyzer |
| Devices in use | \| SA: Rohde&Schwarz,FSV-40,1307.9002K40/101042,3.60 |

## Test at TX 2401 MHz

| READ SA SETTINGS: | |
|---|---|
| RefLevel [dBm] \| RefLevelOffset [dB] \| InpAtt [dB] | 5.56 \| 16.26 \| 5 |
| Start [MHz] \| Stop [MHz] | 2398.500 \| 2403.500 |
| RBW [MHz] \| VBW [MHz] | 0.100000 \| 0.300000 |
| Detector \| TraceMode | POS \| MAXH |
| Sweep: Time [ms] \| Count \| Points per Section \| Type | 50 \| 200 \| 10001 \| SWE |

RESULT

| Test Description | Lower Limit | Upper Limit | Measured | Unit | Verdict |
|---|---|---|---|---|---|
| DTS Bandwidth (6dB) | 500 | --- | 729 | kHz | PASS |

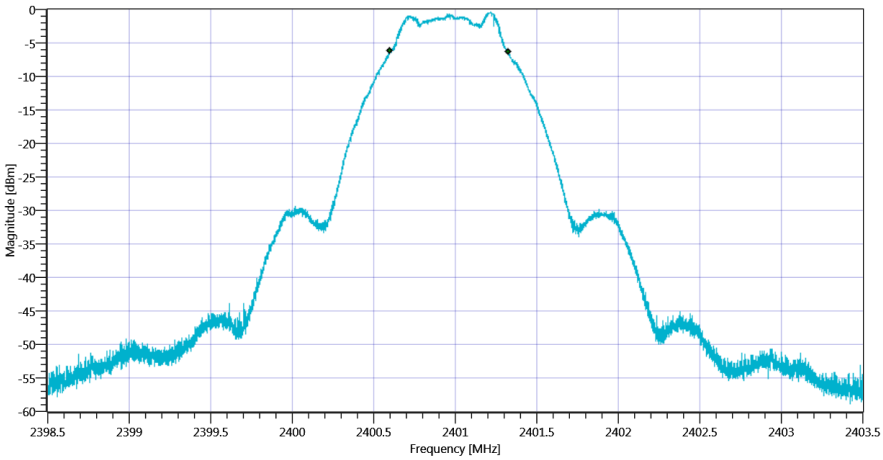


Plot_FCC Part 15.247 Bandwidth 6dB DTS ~ Generic 2G4_09122020_154525.png

| TEST FINISHED | | |
|---|---|---|
| General Verdict | 09.12.2020 15:45:26 / RT: 28 s | PASS |

# 5. FCC Part 15.247 Bandwidth 6dB DTS ~ Generic 2G4

| Test References | |
|---|---|
| TC Start | 09.12.2020 15:58:01 |
| Ambit Temp [°C] \| Humidity [rel%] | 24.3 \| 23 |
| System Version | 1.0.1.2 |
| Test Specification | FCC Part 15.247 |
| Test Method | 99 |
| Class / TC Version | TC_VM_FCC15247_Bandwidth_6dB_DTS_V01 Version: 0.0.1 |
| My Description | FCC 15.247 Bandwidth 6DB DTS - Generic 2G4 |
| Add. Information | |

| Test Parameter | |
|---|---|
| Technology to test | Generic 2G4 |
| Antenna Port used | 1 |
| Temperature | mid |
| Voltage | mid |
| Frequency low to test | False \| Freq [MHz] 2401 |
| Frequency mid to test | True \| Freq [MHz] 2440 |
| Frequency high to test | False \| Freq [MHz] 2480 |
| Switched Path | IUT - SignalingUnit - SpectrumAnalyzer |
| Devices in use | \| SA: Rohde&Schwarz,FSV-40,1307.9002K40/101042,3.60 |

## Test at TX 2440 MHz

| READ SA SETTINGS: | |
|---|---|
| RefLevel [dBm] \| RefLevelOffset [dB] \| InpAtt [dB] | 8.32 \| 16.18 \| 10 |
| Start [MHz] \| Stop [MHz] | 2437.500 \| 2442.500 |
| RBW [MHz] \| VBW [MHz] | 0.100000 \| 0.300000 |
| Detector \| TraceMode | POS \| MAXH |
| Sweep: Time [ms] \| Count \| Points per Section \| Type | 50 \| 200 \| 10001 \| SWE |

RESULT

| Test Description | Lower Limit | Upper Limit | Measured | Unit | Verdict |
|---|---|---|---|---|---|
| DTS Bandwidth (6dB) | 500 | --- | 742 | kHz | PASS |

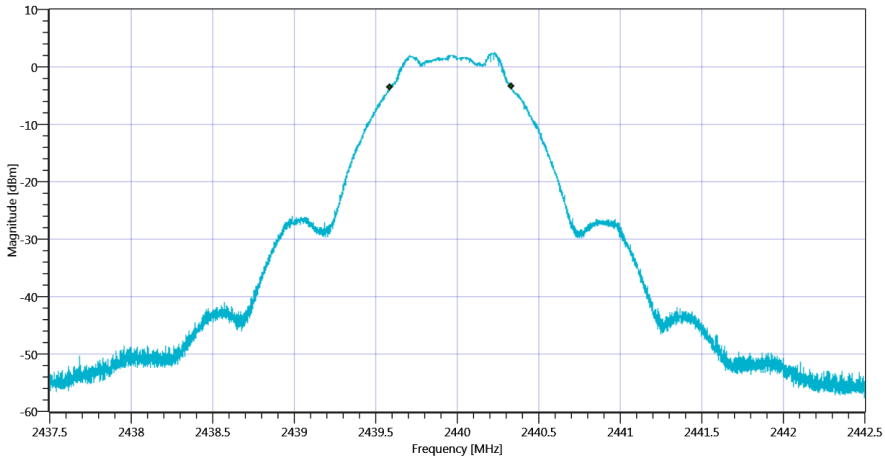


Plot_FCC Part 15.247 Bandwidth 6dB DTS ~ Generic 2G4_09122020_155829.png

| TEST FINISHED | | |
|---|---|---|
| General Verdict | 09.12.2020 15:58:30 / RT: 28 s | PASS |

# 6. FCC Part 15.247 Bandwidth 6dB DTS ~ Generic 2G4

| Test References | |
|---|---|
| TC Start | 09.12.2020 16:06:45 |
| Ambit Temp [°C] \| Humidity [rel%] | 24.3 \| 23 |
| System Version | 1.0.1.2 |
| Test Specification | FCC Part 15.247 |
| Test Method | 99 |
| Class / TC Version | TC_VM_FCC15247_Bandwidth_6dB_DTS_V01 Version: 0.0.1 |
| My Description | FCC 15.247 Bandwidth 6DB DTS - Generic 2G4 |
| Add. Information | |

| Test Parameter | |
|---|---|
| Technology to test | Generic 2G4 |
| Antenna Port used | 1 |
| Temperature | mid |
| Voltage | mid |
| Frequency low to test | False \| Freq [MHz] 2401 |
| Frequency mid to test | False \| Freq [MHz] 2440 |
| Frequency high to test | True \| Freq [MHz] 2480 |
| Switched Path | IUT - SignalingUnit - SpectrumAnalyzer |
| Devices in use | \| SA: Rohde&Schwarz,FSV-40,1307.9002K40/101042,3.60 |

## Test at TX 2480 MHz

| READ SA SETTINGS: | |
|---|---|
| RefLevel [dBm] \| RefLevelOffset [dB] \| InpAtt [dB] | 6.33 \| 16.11 \| 10 |
| Start [MHz] \| Stop [MHz] | 2477.500 \| 2482.500 |
| RBW [MHz] \| VBW [MHz] | 0.100000 \| 0.300000 |
| Detector \| TraceMode | POS \| MAXH |
| Sweep: Time [ms] \| Count \| Points per Section \| Type | 50 \| 200 \| 10001 \| SWE |

RESULT

| Test Description | Lower Limit | Upper Limit | Measured | Unit | Verdict |
|---|---|---|---|---|---|
| DTS Bandwidth (6dB) | 500 | --- | 755 | kHz | PASS |

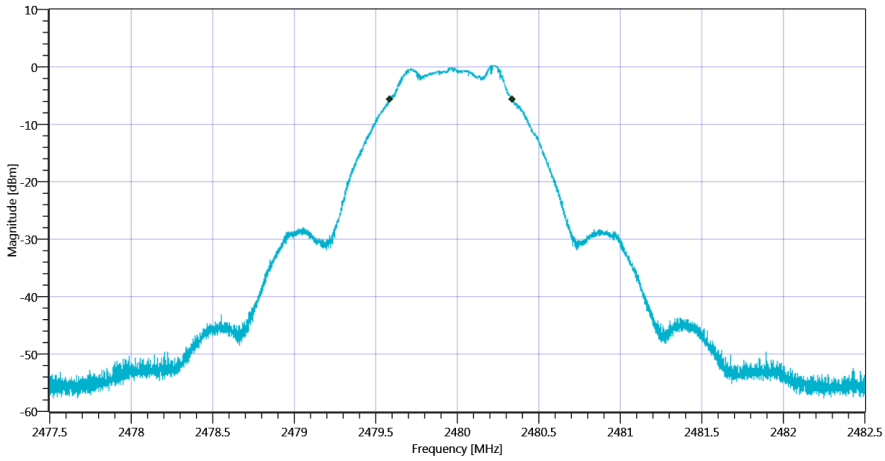


Plot_FCC Part 15.247 Bandwidth 6dB DTS ~ Generic 2G4_09122020_160713.png

| TEST FINISHED | | |
|---|---|---|
| General Verdict | 09.12.2020 16:07:13 / RT: 28 s | PASS |

# 7. FCC Part 15.247 Peak Power Spectral Density DTS ~ Generic 2G4

| Test References | |
|---|---|
| TC Start | 09.12.2020 15:45:30 |
| Ambit Temp [°C] \| Humidity [rel%] | 24.3 \| 23 |
| System Version | 1.0.1.2 |
| Test Specification | FCC Part 15.247 |
| Test Method | DTS: KDB 558074 D01 V05 - Chapter 8.4 DTS maximum power spectral density level in the fundamental emission |
| Class / TC Version | TC_VM_FCC15247_Peak_Power_Spectral_Density_DTS_V01 Version: 0.0.1 |
| My Description | FCC 15.247 Peak Power Spectral Density DTS - Generic 2G4 |
| Add. Information | |

| Test Parameter | |
|---|---|
| Technology to test | Generic 2G4 |
| Antenna Port used | 1 |
| Temperature | mid |
| Voltage | mid |
| Frequency low to test | True \| Freq [MHz] 2401 |
| Frequency mid to test | False \| Freq [MHz] 2440 |
| Frequency high to test | False \| Freq [MHz] 2480 |
| Switched Path | IUT - SignalingUnit - SpectrumAnalyzer |
| Devices in use | \| SA: Rohde&Schwarz,FSV-40,1307.9002K40/101042,3.60 |

## Test at TX 2401 MHz

| READ SA SETTINGS: | |
|---|---|
| RefLevel [dBm] \| RefLevelOffset [dB] \| InpAtt [dB] | 5.56 \| 16.26 \| 5 |
| Start [MHz] \| Stop [MHz] | 2399.125 \| 2402.875 |
| RBW [MHz] \| VBW [MHz] | 0.003000 \| 0.010000 |
| Detector \| TraceMode | POS \| MAXH |
| Sweep: Time [ms] \| Count \| Points per Section \| Type | 1000 \| 20 \| 1001 \| SWE |

RESULT

| Test Description | Lower Limit | Upper Limit | Measured | Unit | Verdict |
|---|---|---|---|---|---|
| Max Peak power Density | --- | 8 | -16.51 | dBm/3KHz | PASS |

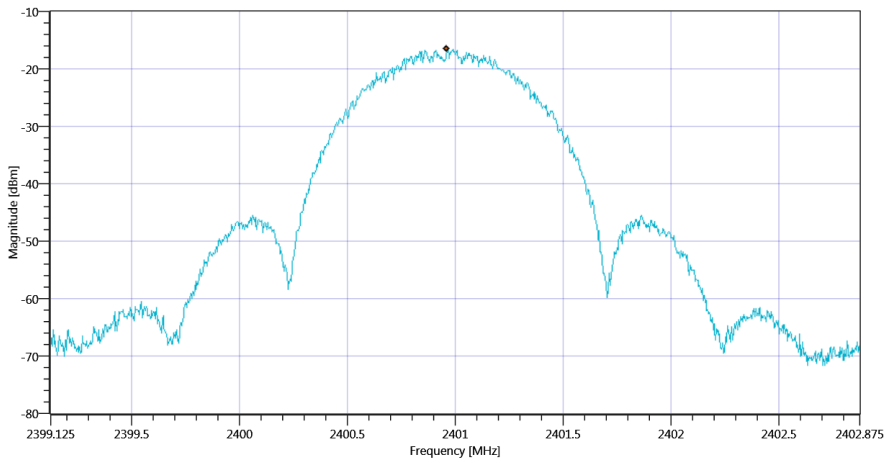


Plot_FCC Part 15.247 Peak Power Spectral Density DTS ~ Generic 2G4_09122020_154607.png

| TEST FINISHED | | |
|---|---|---|
| General Verdict | 09.12.2020 15:46:08 / RT: 37 s | PASS |

# 8. FCC Part 15.247 Peak Power Spectral Density DTS ~ Generic 2G4

| Test References | |
|---|---|
| TC Start | 09.12.2020 15:58:34 |
| Ambit Temp [°C] \| Humidity [rel%] | 24.3 \| 23 |
| System Version | 1.0.1.2 |
| Test Specification | FCC Part 15.247 |
| Test Method | DTS: KDB 558074 D01 V05 - Chapter 8.4 DTS maximum power spectral density level in the fundamental emission |
| Class / TC Version | TC_VM_FCC15247_Peak_Power_Spectral_Density_DTS_V01 Version: 0.0.1 |
| My Description | FCC 15.247 Peak Power Spectral Density DTS - Generic 2G4 |
| Add. Information | |

| Test Parameter | |
|---|---|
| Technology to test | Generic 2G4 |
| Antenna Port used | 1 |
| Temperature | mid |
| Voltage | mid |
| Frequency low to test | False \| Freq [MHz] 2401 |
| Frequency mid to test | True \| Freq [MHz] 2440 |
| Frequency high to test | False \| Freq [MHz] 2480 |
| Switched Path | IUT - SignalingUnit - SpectrumAnalyzer |
| Devices in use | \| SA: Rohde&Schwarz,FSV-40,1307.9002K40/101042,3.60 |

## Test at TX 2440 MHz

| READ SA SETTINGS: | |
|---|---|
| RefLevel [dBm] \| RefLevelOffset [dB] \| InpAtt [dB] | 8.38 \| 16.18 \| 10 |
| Start [MHz] \| Stop [MHz] | 2438.125 \| 2441.875 |
| RBW [MHz] \| VBW [MHz] | 0.003000 \| 0.010000 |
| Detector \| TraceMode | POS \| MAXH |
| Sweep: Time [ms] \| Count \| Points per Section \| Type | 1000 \| 20 \| 1001 \| SWE |

RESULT

| Test Description | Lower Limit | Upper Limit | Measured | Unit | Verdict |
|---|---|---|---|---|---|
| Max Peak power Density | --- | 8 | -13.7 | dBm/3KHz | PASS |

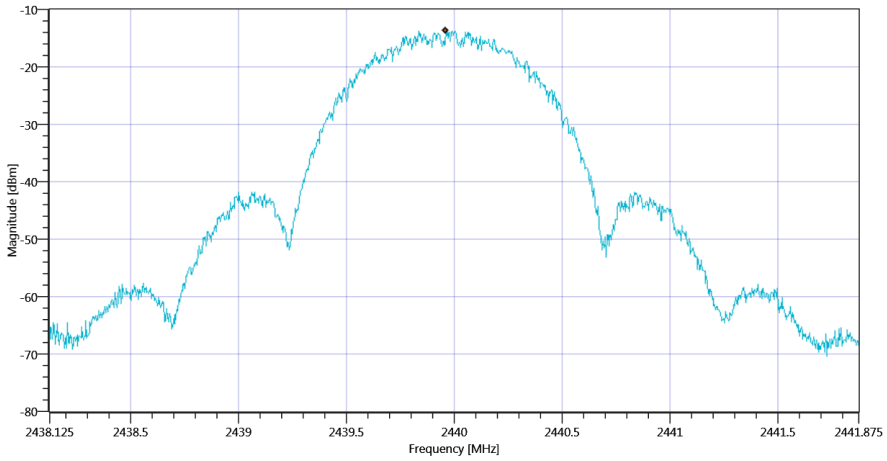


Plot_FCC Part 15.247 Peak Power Spectral Density DTS ~ Generic 2G4_09122020_155912.png

| TEST FINISHED | | |
|---|---|---|
| General Verdict | 09.12.2020 15:59:12 / RT: 38 s | PASS |

# 9. FCC Part 15.247 Peak Power Spectral Density DTS ~ Generic 2G4

| Test References | |
|---|---|
| TC Start | 09.12.2020 16:07:17 |
| Ambit Temp [°C] \| Humidity [rel%] | 24.2 \| 23 |
| System Version | 1.0.1.2 |
| Test Specification | FCC Part 15.247 |
| Test Method | DTS: KDB 558074 D01 V05 - Chapter 8.4 DTS maximum power spectral density level in the fundamental emission |
| Class / TC Version | TC_VM_FCC15247_Peak_Power_Spectral_Density_DTS_V01 Version: 0.0.1 |
| My Description | FCC 15.247 Peak Power Spectral Density DTS - Generic 2G4 |
| Add. Information | |

| Test Parameter | |
|---|---|
| Technology to test | Generic 2G4 |
| Antenna Port used | 1 |
| Temperature | mid |
| Voltage | mid |
| Frequency low to test | False \| Freq [MHz] 2401 |
| Frequency mid to test | False \| Freq [MHz] 2440 |
| Frequency high to test | True \| Freq [MHz] 2480 |
| Switched Path | IUT - SignalingUnit - SpectrumAnalyzer |
| Devices in use | \| SA: Rohde&Schwarz,FSV-40,1307.9002K40/101042,3.60 |

## Test at TX 2480 MHz

| READ SA SETTINGS: | |
|---|---|
| RefLevel [dBm] \| RefLevelOffset [dB] \| InpAtt [dB] | 6.36 \| 16.11 \| 10 |
| Start [MHz] \| Stop [MHz] | 2478.125 \| 2481.875 |
| RBW [MHz] \| VBW [MHz] | 0.003000 \| 0.010000 |
| Detector \| TraceMode | POS \| MAXH |
| Sweep: Time [ms] \| Count \| Points per Section \| Type | 1000 \| 20 \| 1001 \| SWE |

RESULT

| Test Description | Lower Limit | Upper Limit | Measured | Unit | Verdict |
|---|---|---|---|---|---|
| Max Peak power Density | --- | 8 | -15.14 | dBm/3KHz | PASS |

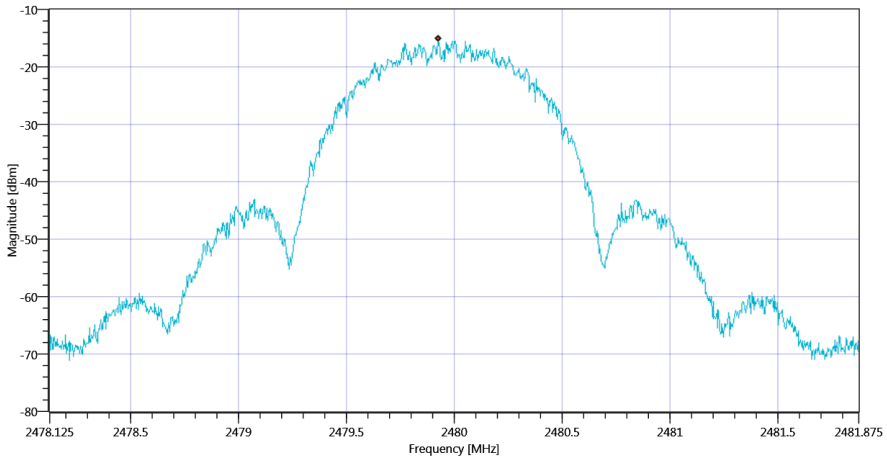


Plot_FCC Part 15.247 Peak Power Spectral Density DTS ~ Generic 2G4_09122020_160755.png

| TEST FINISHED | | |
|---|---|---|
| General Verdict | 09.12.2020 16:07:55 / RT: 38 s | PASS |

# 10. FCC Part 15.247 Bandwidth 99PCT-20dB ~ Generic 2G4

| Test References | |
|---|---|
| TC Start | 09.12.2020 15:46:12 |
| Ambit Temp [°C] \| Humidity [rel%] | 24.3 \| 23 |
| System Version | 1.0.1.2 |
| Test Specification | FCC Part 15.247 |
| Test Method | |
| Class / TC Version | TC_VM_FCC15247_Bandwidth_99PCT_20dB_DTS_FHSS_V01 Version: 0.0.2 |
| My Description | FCC 15.247 Bandwidth 99PCT-20DB DTS - Generic 2G4 |
| Add. Information | |

| Test Parameter | |
|---|---|
| Technology to test | Generic 2G4 |
| Antenna Port used | 1 |
| Temperature | mid |
| Voltage | mid |
| Frequency low to test | True \| Freq [MHz] 2401 |
| Frequency mid to test | False \| Freq [MHz] 2440 |
| Frequency high to test | False \| Freq [MHz] 2480 |
| Switched Path | IUT - SignalingUnit - SpectrumAnalyzer |
| Devices in use | \| SA: Rohde&Schwarz,FSV-40,1307.9002K40/101042,3.60 |

## Test at TX 2401 MHz

| READ SA SETTINGS: | |
|---|---|
| RefLevel [dBm] \| RefLevelOffset [dB] \| InpAtt [dB] | 5.58 \| 16.26 \| 5 |
| Start [MHz] \| Stop [MHz] | 2398.500 \| 2403.500 |
| RBW [MHz] \| VBW [MHz] | 0.050000 \| 0.200000 |
| Detector \| TraceMode | POS \| MAXH |
| Sweep: Time [ms] \| Count \| Points per Section \| Type | 50 \| 200 \| 10001 \| SWE |

| RESULT | | | | | |
|---|---|---|---|---|---|
| Test Description | Lower Limit | Upper Limit | Measured | Unit | Verdict |
| Bandwidth 99% | --- | --- | 1046 | kHz | INFO |
| T1 99% | 2400.000000 | --- | 2400.4416 | MHz | PASS |
| T2 99% | --- | 2483.500000 | 2401.4880 | MHz | PASS |

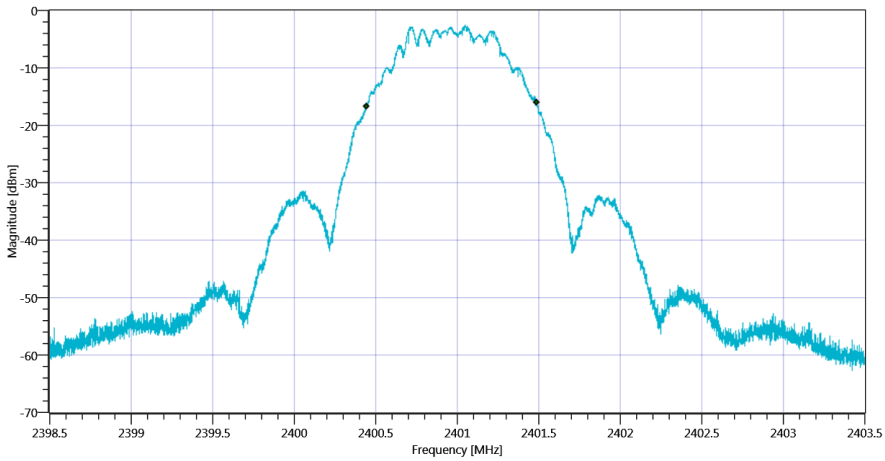


Plot_FCC Part 15.247 Bandwidth 99PCT-20dB ~ Generic 2G4 99PCT_09122020_154640.png

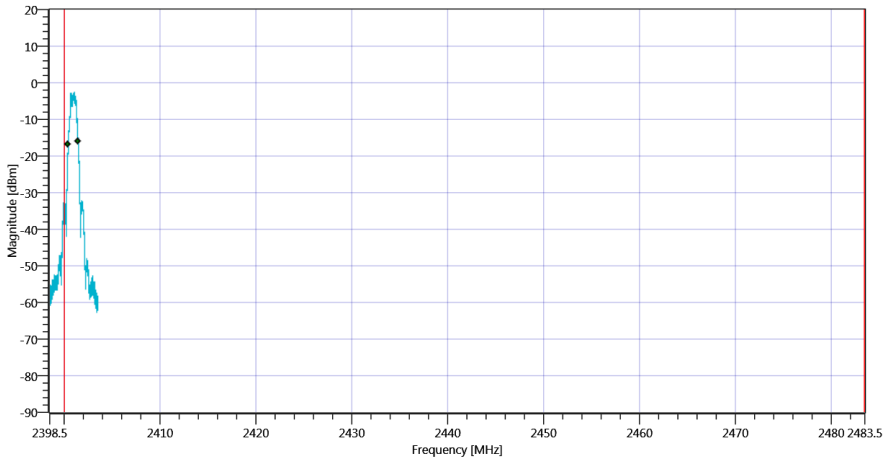


Plot_FCC Part 15.247 Bandwidth 99PCT-20dB ~ Generic 2G4_09122020_154644.png

| RESULT | | | | | |
|---|---|---|---|---|---|
| Test Description | Lower Limit | Upper Limit | Measured | Unit | Verdict |
| Bandwidth 20dB | --- | --- | 1224 | kHz | INFO |
| T1 20DB | 2400.000000 | --- | 2400.3530 | MHz | PASS |
| T2 20dB | --- | 2483.500000 | 2401.5770 | MHz | PASS |

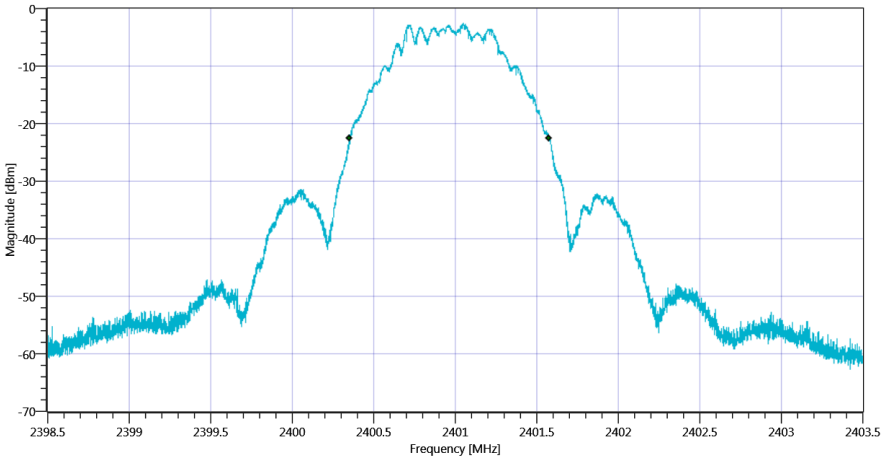


Plot_FCC Part 15.247 Bandwidth 99PCT-20dB ~ Generic 2G4 20dB_09122020_154649.png

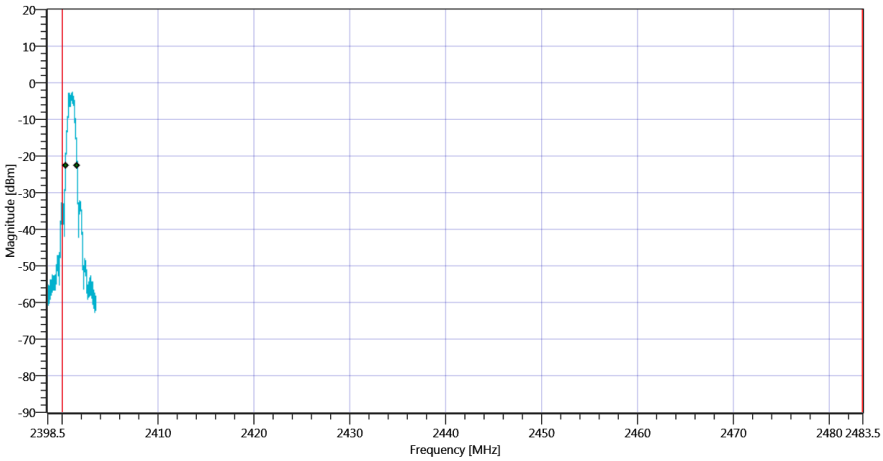


Plot_FCC Part 15.247 Bandwidth 99PCT-20dB ~ Generic 2G4_09122020_154653.png

| TEST FINISHED | | |
|---|---|---|
| General Verdict | 09.12.2020 15:46:53 / RT: 41 s | PASS |

# 11. FCC Part 15.247 Bandwidth 99PCT-20dB ~ Generic 2G4

| Test References | |
|---|---|
| TC Start | 09.12.2020 15:59:16 |
| Ambit Temp [°C] \| Humidity [rel%] | 24.3 \| 23 |
| System Version | 1.0.1.2 |
| Test Specification | FCC Part 15.247 |
| Test Method | |
| Class / TC Version | TC_VM_FCC15247_Bandwidth_99PCT_20dB_DTS_FHSS_V01 Version: 0.0.2 |
| My Description | FCC 15.247 Bandwidth 99PCT-20DB DTS - Generic 2G4 |
| Add. Information | |

| Test Parameter | |
|---|---|
| Technology to test | Generic 2G4 |
| Antenna Port used | 1 |
| Temperature | mid |
| Voltage | mid |
| Frequency low to test | False \| Freq [MHz] 2401 |
| Frequency mid to test | True \| Freq [MHz] 2440 |
| Frequency high to test | False \| Freq [MHz] 2480 |
| Switched Path | IUT - SignalingUnit - SpectrumAnalyzer |
| Devices in use | \| SA: Rohde&Schwarz,FSV-40,1307.9002K40/101042,3.60 |

## Test at TX 2440 MHz

| READ SA SETTINGS: | |
|---|---|
| RefLevel [dBm] \| RefLevelOffset [dB] \| InpAtt [dB] | 8.38 \| 16.18 \| 10 |
| Start [MHz] \| Stop [MHz] | 2437.500 \| 2442.500 |
| RBW [MHz] \| VBW [MHz] | 0.050000 \| 0.200000 |
| Detector \| TraceMode | POS \| MAXH |
| Sweep: Time [ms] \| Count \| Points per Section \| Type | 50 \| 200 \| 10001 \| SWE |

| RESULT | | | | | |
|---|---|---|---|---|---|
| Test Description | Lower Limit | Upper Limit | Measured | Unit | Verdict |
| Bandwidth 99% | --- | --- | 1056 | kHz | INFO |
| T1 99% | 2400.000000 | --- | 2439.4361 | MHz | PASS |
| T2 99% | --- | 2483.500000 | 2440.4925 | MHz | PASS |

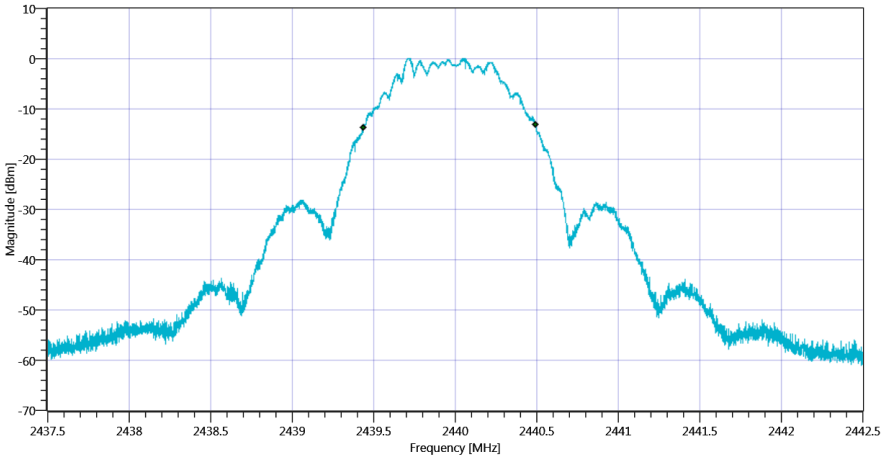


Plot_FCC Part 15.247 Bandwidth 99PCT-20dB ~ Generic 2G4 99PCT_09122020_155945.png

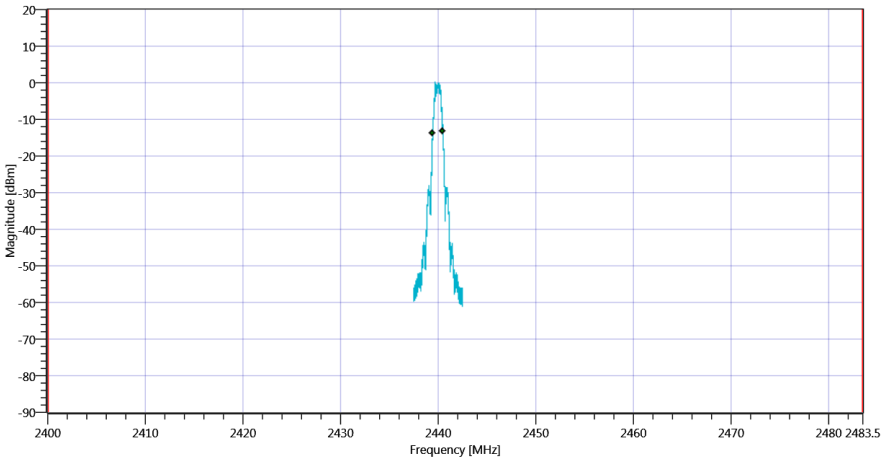


Plot_FCC Part 15.247 Bandwidth 99PCT-20dB ~ Generic 2G4_09122020_155948.png

| RESULT | | | | | |
|---|---|---|---|---|---|
| Test Description | Lower Limit | Upper Limit | Measured | Unit | Verdict |
| Bandwidth 20dB | --- | --- | 1230 | kHz | INFO |
| T1 20DB | 2400.000000 | --- | 2439.3520 | MHz | PASS |
| T2 20dB | --- | 2483.500000 | 2440.5820 | MHz | PASS |

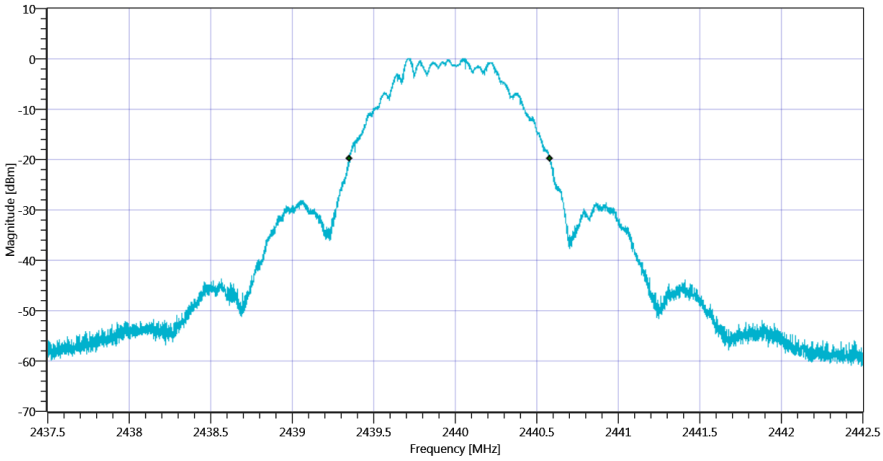


Plot_FCC Part 15.247 Bandwidth 99PCT-20dB ~ Generic 2G4 20dB_09122020_155954.png

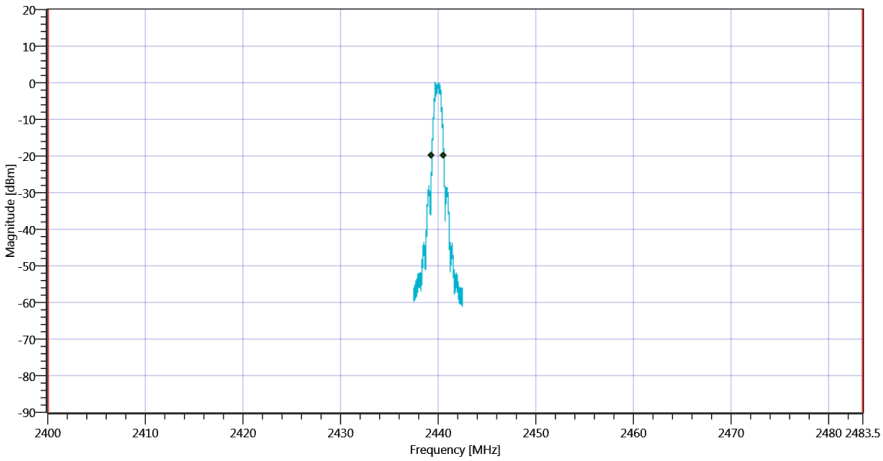


Plot_FCC Part 15.247 Bandwidth 99PCT-20dB ~ Generic 2G4_09122020_155957.png

| TEST FINISHED | | |
|---|---|---|
| General Verdict | 09.12.2020 15:59:58 / RT: 41 s | PASS |

# 12. FCC Part 15.247 Bandwidth 99PCT-20dB ~ Generic 2G4

| Test References | |
|---|---|
| TC Start | 09.12.2020 16:07:59 |
| Ambit Temp [°C] \| Humidity [rel%] | 24.3 \| 23 |
| System Version | 1.0.1.2 |
| Test Specification | FCC Part 15.247 |
| Test Method | |
| Class / TC Version | TC_VM_FCC15247_Bandwidth_99PCT_20dB_DTS_FHSS_V01 Version: 0.0.2 |
| My Description | FCC 15.247 Bandwidth 99PCT-20DB DTS - Generic 2G4 |
| Add. Information | |

| Test Parameter | |
|---|---|
| Technology to test | Generic 2G4 |
| Antenna Port used | 1 |
| Temperature | mid |
| Voltage | mid |
| Frequency low to test | False \| Freq [MHz] 2401 |
| Frequency mid to test | False \| Freq [MHz] 2440 |
| Frequency high to test | True \| Freq [MHz] 2480 |
| Switched Path | IUT - SignalingUnit - SpectrumAnalyzer |
| Devices in use | \| SA: Rohde&Schwarz,FSV-40,1307.9002K40/101042,3.60 |

## Test at TX 2480 MHz

| READ SA SETTINGS: | |
|---|---|
| RefLevel [dBm] \| RefLevelOffset [dB] \| InpAtt [dB] | 6.33 \| 16.11 \| 10 |
| Start [MHz] \| Stop [MHz] | 2477.500 \| 2482.500 |
| RBW [MHz] \| VBW [MHz] | 0.050000 \| 0.200000 |
| Detector \| TraceMode | POS \| MAXH |
| Sweep: Time [ms] \| Count \| Points per Section \| Type | 50 \| 200 \| 10001 \| SWE |

| RESULT | | | | | |
|---|---|---|---|---|---|
| Test Description | Lower Limit | Upper Limit | Measured | Unit | Verdict |
| Bandwidth 99% | --- | --- | 1063 | kHz | INFO |
| T1 99% | 2400.000000 | --- | 2479.4336 | MHz | PASS |
| T2 99% | --- | 2483.500000 | 2480.4970 | MHz | PASS |

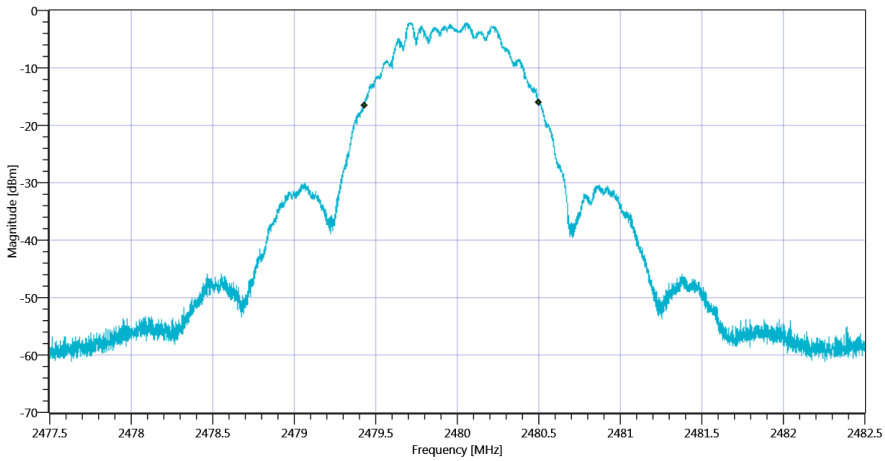


Plot_FCC Part 15.247 Bandwidth 99PCT-20dB ~ Generic 2G4 99PCT_09122020_160828.png

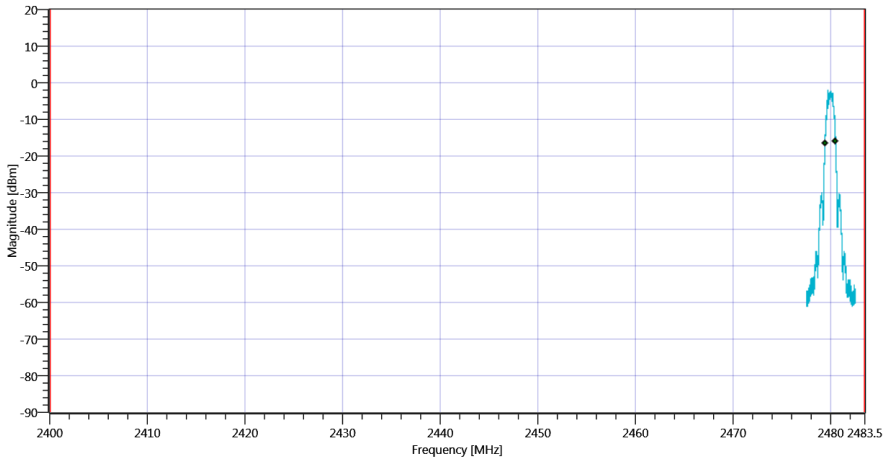


Plot_FCC Part 15.247 Bandwidth 99PCT-20dB ~ Generic 2G4_09122020_160832.png

| RESULT | | | | | |
|---|---|---|---|---|---|
| Test Description | Lower Limit | Upper Limit | Measured | Unit | Verdict |
| Bandwidth 20dB | --- | --- | 1236 | kHz | INFO |
| T1 20DB | 2400.000000 | --- | 2479.3500 | MHz | PASS |
| T2 20dB | --- | 2483.500000 | 2480.5860 | MHz | PASS |

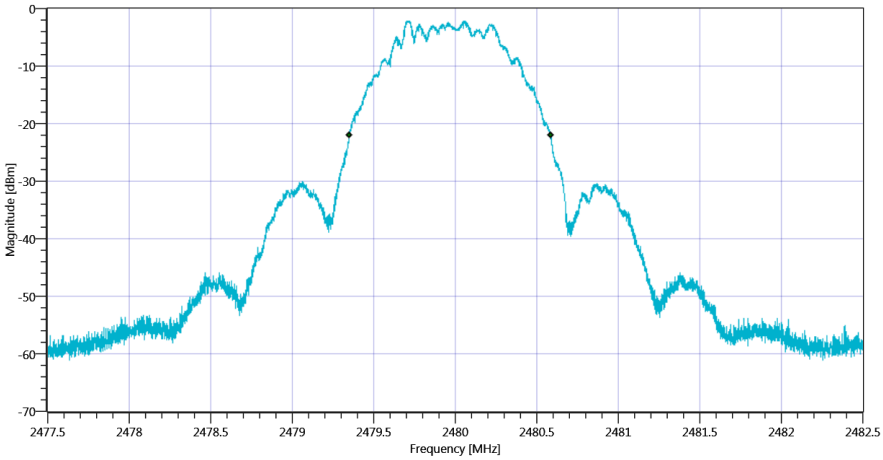


Plot_FCC Part 15.247 Bandwidth 99PCT-20dB ~ Generic 2G4 20dB_09122020_160837.png

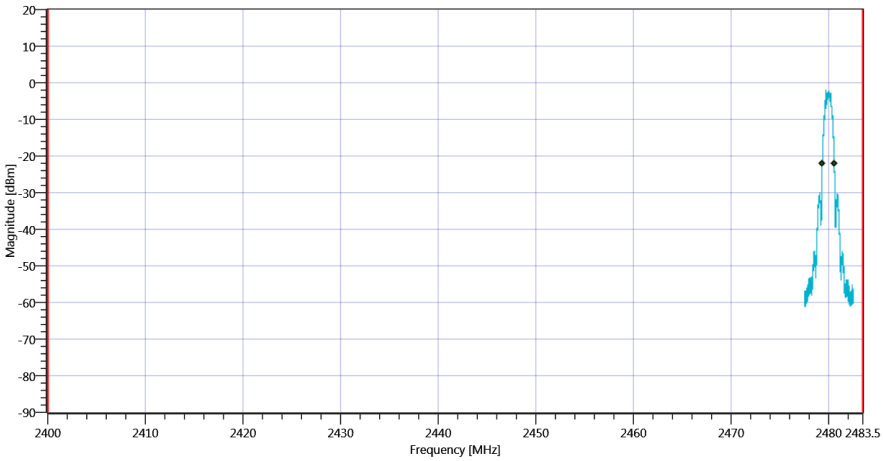


Plot_FCC Part 15.247 Bandwidth 99PCT-20dB ~ Generic 2G4_09122020_160841.png

| TEST FINISHED | | |
|---|---|---|
| General Verdict | 09.12.2020 16:08:41 / RT: 41 s | PASS |

# 13. FCC Part 15.247 TX Spurious Conduced ~ Generic 2G4

| Test References | |
|---|---|
| TC Start | 09.12.2020 15:46:58 |
| Ambit Temp [°C] \| Humidity [rel%] | 24.3 \| 23 |
| System Version | 1.0.1.2 |
| Test Specification | FCC Part 15.247 |
| Test Method | IF DTS then 8.5 DTS emissions in non-restricted frequency bands: Subclause 11.11 of ANSI C63.10 is applicable. |
| Class / TC Version | TC_VM_FCC15247_TX_Emissions_Conducted_V01 Version: 0.0.1 |
| My Description | FCC 15.247 TX Emissions Conducted DTS - Generic 2G4 |
| Add. Information | |

| Test Parameter | |
|---|---|
| Technology to test | Generic 2G4 |
| Antenna Port used | 1 |
| Temperature | mid |
| Voltage | mid |
| Frequency low to test | True \| Freq [MHz] 2401 |
| Frequency mid to test | False \| Freq [MHz] 2440 |
| Frequency high to test | False \| Freq [MHz] 2480 |
| Switched Path | IUT - SignalingUnit - SpectrumAnalyzer |
| Devices in use | \| SA: Rohde&Schwarz,FSV-40,1307.9002K40/101042,3.60 |

## Test at TX 2401 MHz

| READ SA SETTINGS: | |
|---|---|
| RefLevel [dBm] \| RefLevelOffset [dB] \| InpAtt [dB] | 0.52 \| 0 \| 20 |
| Start [MHz] \| Stop [MHz] | 24530.000 \| 25030.000 |
| RBW [MHz] \| VBW [MHz] | 0.100000 \| 0.300000 |
| Detector \| TraceMode | POS \| MAXH |
| Sweep: Time [ms] \| Count \| Points per Section \| Type | 500 \| 8 \| 3001 \| SWE |

RESULT

| Test Description | Lower Limit | Upper Limit | Measured | Unit | Verdict |
|---|---|---|---|---|---|
| Reference @ 2401.00 MHz | --- | --- | -1.35 | dBm | INFO |
| No peaks detected | --- | --- | | | PASS |
| Lowest margin to limit 2399.833 MHz | 0 | --- | 15.22 | dB | INFO |

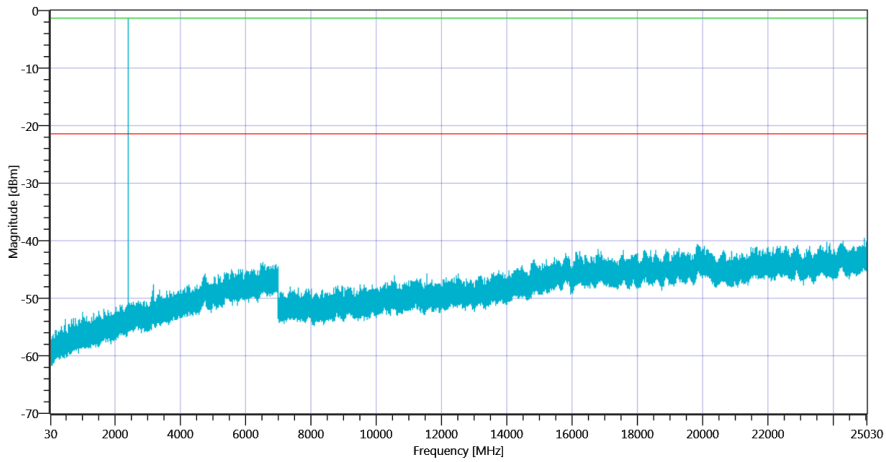


Plot_FCC Part 15.247 TX Spurious Conduced ~ Generic 2G4 2401_09122020_155145.png

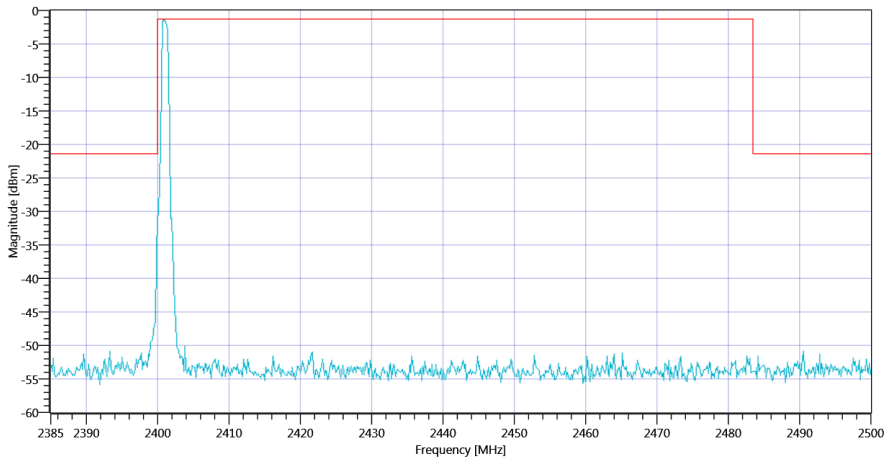


Plot_FCC Part 15.247 TX Spurious Conduced ~ Generic 2G4 2401_09122020_155148.png

| TEST FINISHED | | |
|---|---|---|
| General Verdict | 09.12.2020 15:51:50 / RT: 291 s | PASS |

# 14. FCC Part 15.247 TX Spurious Conduced ~ Generic 2G4

| Test References | |
|---|---|
| TC Start | 09.12.2020 16:00:02 |
| Ambit Temp [°C] \| Humidity [rel%] | 24.3 \| 23 |
| System Version | 1.0.1.2 |
| Test Specification | FCC Part 15.247 |
| Test Method | IF DTS then 8.5 DTS emissions in non-restricted frequency bands: Subclause 11.11 of ANSI C63.10 is applicable. |
| Class / TC Version | TC_VM_FCC15247_TX_Emissions_Conducted_V01 Version: 0.0.1 |
| My Description | FCC 15.247 TX Emissions Conducted DTS - Generic 2G4 |
| Add. Information | |

| Test Parameter | |
|---|---|
| Technology to test | Generic 2G4 |
| Antenna Port used | 1 |
| Temperature | mid |
| Voltage | mid |
| Frequency low to test | False \| Freq [MHz] 2401 |
| Frequency mid to test | True \| Freq [MHz] 2440 |
| Frequency high to test | False \| Freq [MHz] 2480 |
| Switched Path | IUT - SignalingUnit - SpectrumAnalyzer |
| Devices in use | \| SA: Rohde&Schwarz,FSV-40,1307.9002K40/101042,3.60 |

## Test at TX 2440 MHz

| READ SA SETTINGS: | |
|---|---|
| RefLevel [dBm] \| RefLevelOffset [dB] \| InpAtt [dB] | 3.33 \| 0 \| 20 |
| Start [MHz] \| Stop [MHz] | 24530.000 \| 25030.000 |
| RBW [MHz] \| VBW [MHz] | 0.100000 \| 0.300000 |
| Detector \| TraceMode | POS \| MAXH |
| Sweep: Time [ms] \| Count \| Points per Section \| Type | 500 \| 8 \| 3001 \| SWE |

RESULT

| Test Description | Lower Limit | Upper Limit | Measured | Unit | Verdict |
|---|---|---|---|---|---|
| Reference @ 2440.33 MHz | --- | --- | 2.21 | dBm | INFO |
| No peaks detected | --- | --- | | | PASS |
| Lowest margin to limit 24774.333 MHz | 0 | --- | 21.98 | dB | INFO |

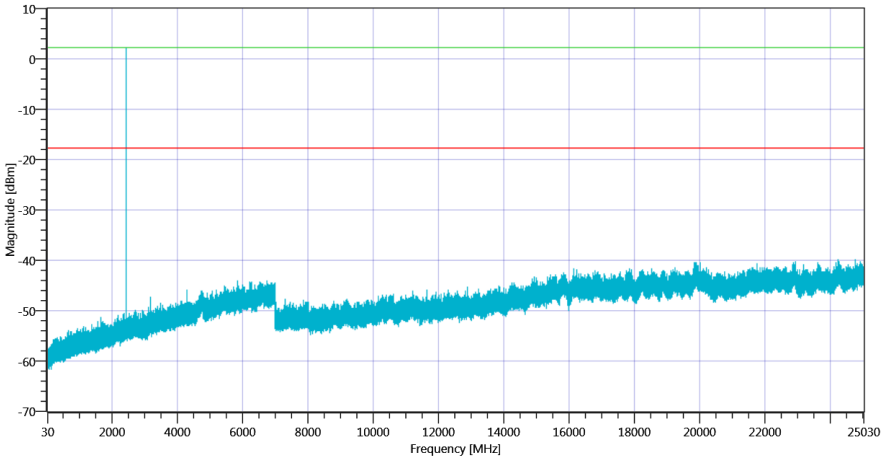


Plot_FCC Part 15.247 TX Spurious Conduced ~ Generic 2G4 2440_09122020_160450.png

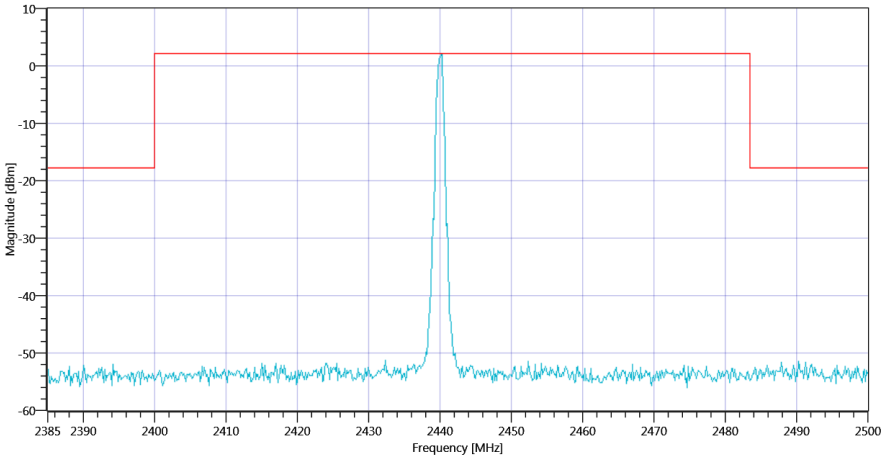


Plot_FCC Part 15.247 TX Spurious Conduced ~ Generic 2G4 2440_09122020_160453.png

| TEST FINISHED | | |
|---|---|---|
| General Verdict | 09.12.2020 16:04:54 / RT: 292 s | PASS |

# 15. FCC Part 15.247 TX Spurious Conduced ~ Generic 2G4

| Test References | |
|---|---|
| TC Start | 09.12.2020 16:08:46 |
| Ambit Temp [°C] \| Humidity [rel%] | 24.3 \| 23 |
| System Version | 1.0.1.2 |
| Test Specification | FCC Part 15.247 |
| Test Method | IF DTS then 8.5 DTS emissions in non-restricted frequency bands: Subclause 11.11 of ANSI C63.10 is applicable. |
| Class / TC Version | TC_VM_FCC15247_TX_Emissions_Conducted_V01 Version: 0.0.1 |
| My Description | FCC 15.247 TX Emissions Conducted DTS - Generic 2G4 |
| Add. Information | |

| Test Parameter | |
|---|---|
| Technology to test | Generic 2G4 |
| Antenna Port used | 1 |
| Temperature | mid |
| Voltage | mid |
| Frequency low to test | False \| Freq [MHz] 2401 |
| Frequency mid to test | False \| Freq [MHz] 2440 |
| Frequency high to test | True \| Freq [MHz] 2480 |
| Switched Path | IUT - SignalingUnit - SpectrumAnalyzer |
| Devices in use | \| SA: Rohde&Schwarz,FSV-40,1307.9002K40/101042,3.60 |

## Test at TX 2480 MHz

| READ SA SETTINGS: | |
|---|---|
| RefLevel [dBm] \| RefLevelOffset [dB] \| InpAtt [dB] | 1.35 \| 0 \| 20 |
| Start [MHz] \| Stop [MHz] | 24530.000 \| 25030.000 |
| RBW [MHz] \| VBW [MHz] | 0.100000 \| 0.300000 |
| Detector \| TraceMode | POS \| MAXH |
| Sweep: Time [ms] \| Count \| Points per Section \| Type | 500 \| 8 \| 3001 \| SWE |

RESULT

| Test Description | Lower Limit | Upper Limit | Measured | Unit | Verdict |
|---|---|---|---|---|---|
| Reference @ 2480.33 MHz | --- | --- | 0.17 | dBm | INFO |
| No peaks detected | --- | --- | | | PASS |
| Lowest margin to limit 24890 MHz | 0 | --- | 19.32 | dB | INFO |

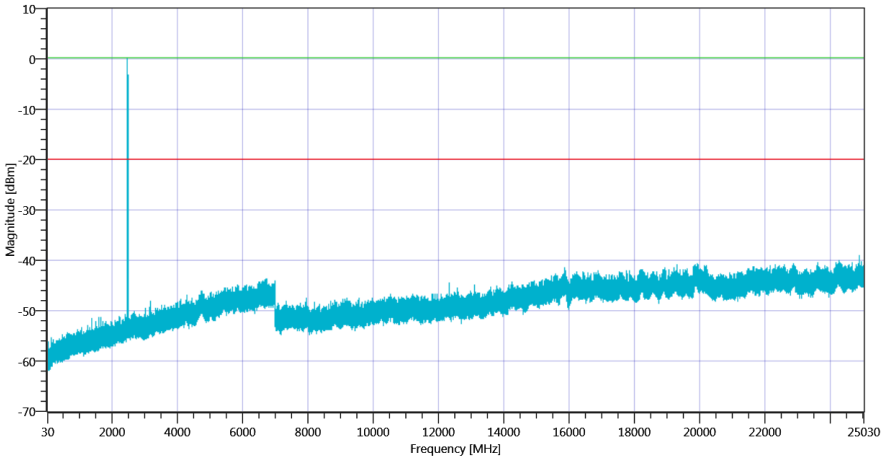


Plot_FCC Part 15.247 TX Spurious Conduced ~ Generic 2G4 2480_09122020_161334.png

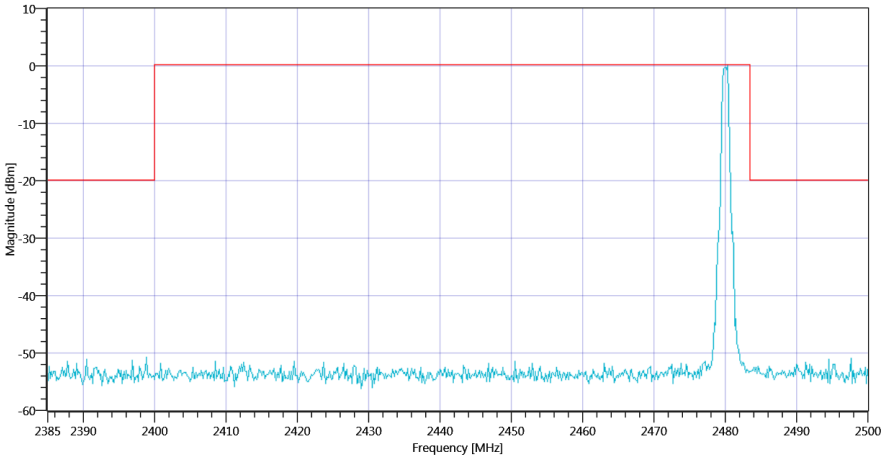


Plot_FCC Part 15.247 TX Spurious Conduced ~ Generic 2G4 2480_09122020_161337.png

| TEST FINISHED | | |
|---|---|---|
| General Verdict | 09.12.2020 16:13:38 / RT: 292 s | PASS |

# 16. FCC Part 15.247 Restricted Band Edge Conducted Avg DC corrected DTS (eirp) ~ Generic 2G4

| Test References | |
|---|---|
| TC Start | 09.12.2020 15:51:54 |
| Ambit Temp [°C] \| Humidity [rel%] | 24.3 \| 23 |
| System Version | 1.0.1.2 |
| Test Specification | FCC Part 15.247 |
| Test Method | DTS: KDB 558074 D01 V05 - 8.7.3 Integration Method; ANSI C63.10-2013 11.13.3.4 Trace averaging across on- and off-times of the EUT transmissions followed by duty cycle correction |
| Class / TC Version | TC_VM_FCC15247_Restricted_Band_Edge_Conducted_Avg_DC_corrected_V01 Version: 0.0.1 |
| My Description | FCC 15.247 Restricted Band Edge Cond. Avg DC corrected DTS - Generic 2G4 |
| Add. Information | |

| Test Parameter | |
|---|---|
| Technology to test | Generic 2G4 |
| Antenna Port used | 1 |
| Temperature | mid |
| Voltage | mid |
| Frequency low to test | True \| Freq [MHz] 2401 |
| Frequency mid to test | False \| Freq [MHz] 2440 |
| Frequency high to test | False \| Freq [MHz] 2480 |
| Switched Path | IUT - SignalingUnit - SpectrumAnalyzer |
| Devices in use | \| SA: Rohde&Schwarz,FSV-40,1307.9002K40/101042,3.60 |

| Antenna Gain Table | |
|---|---|
| Freq [MHz] | Gain [dBi] |
| 2400 | 2.8 |
| 2500 | 2.8 |

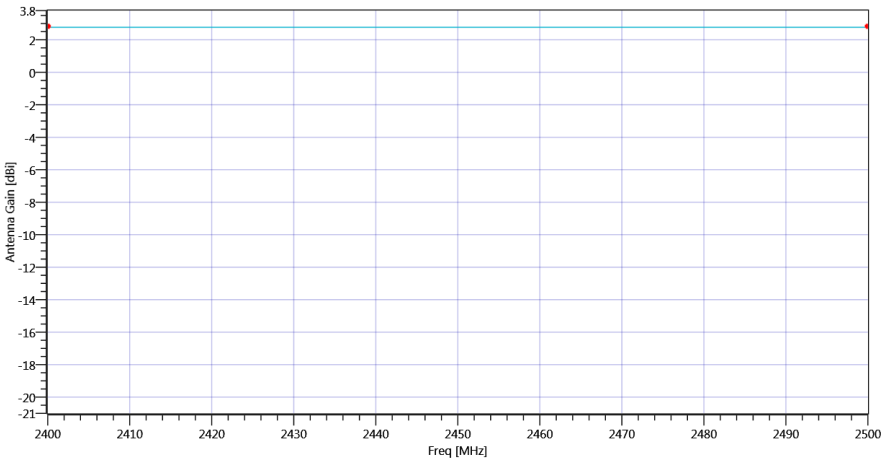


Plot__GainTable_09122020_155159.png

## Test at TX 2401 MHz

| Duty Cycle evaluation | | | | | |
|---|---|---|---|---|---|
| Test Description | Lower Limit | Upper Limit | Measured | Unit | Verdict |
| No enough Bursts detected, Duty Cycle Burst Ratio set to 1 | | | | | |
| Duty Cycle (Burst Ratio) max | --- | --- | 1 | --- | INFO |
| Duty Cycle max | --- | --- | 0 | dB | INFO |
| Duty Cycle (Burst Ratio) min | --- | --- | 1 | --- | INFO |
| Duty Cycle min | --- | --- | 0 | dB | INFO |

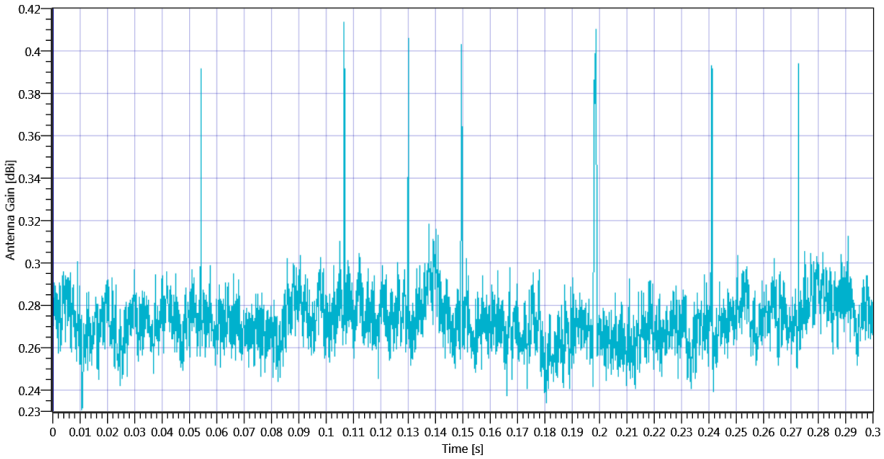


Plot_FCC Part 15.247 Restricted Band Edge Conducted Avg DC corrected DTS (eirp) ~ Generic 2G4 2401 MHz - DutyCycle_09122020_155214.png

| READ SA SETTINGS: | |
|---|---|
| RefLevel [dBm] \| RefLevelOffset [dB] \| InpAtt [dB] | 10.47 \| 16.26 \| 10 |
| Start [MHz] \| Stop [MHz] | 2388.000 \| 2390.000 |
| RBW [MHz] \| VBW [MHz] | 0.100000 \| 0.500000 |
| Detector \| TraceMode | RMS \| AVER |
| Sweep: Time [ms] \| Count \| Points per Section \| Type | 32 \| 300 \| 32000 \| SWE |

| Antenna Gain | |
|---|---|
| Considered Antenna Gain: [dBi]: | 2.8 @ 2389.5MHz |

| RESULT | | | | | |
|---|---|---|---|---|---|
| Test Description | Lower Limit | Upper Limit | Measured | Unit | Verdict |
| Duty Cylce worst case | --- | --- | 0 | dB | INFO |
| Band Power Avg | --- | --- | -58.04 | dBm | INFO |
| Band Power Avg DC corrected | --- | --- | -58.04 | dBm | PASS |

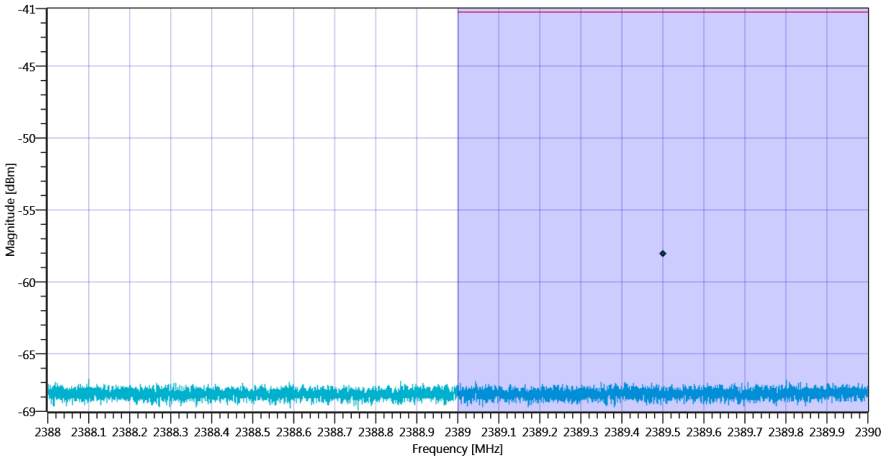


Plot_FCC Part 15.247 Restricted Band Edge Conducted Avg DC corrected DTS (eirp) ~ Generic 2G4_09122020_155237.png

| TEST FINISHED | | |
|---|---|---|
| General Verdict | 09.12.2020 15:52:37 / RT: 43 s | PASS |

# 17. FCC Part 15.247 Restricted Band Edge Conducted Avg DC corrected DTS (eirp) ~ Generic 2G4

| Test References | |
|---|---|
| TC Start | 09.12.2020 16:13:42 |
| Ambit Temp [°C] \| Humidity [rel%] | 24.3 \| 23 |
| System Version | 1.0.1.2 |
| Test Specification | FCC Part 15.247 |
| Test Method | DTS: KDB 558074 D01 V05 - 8.7.3 Integration Method; ANSI C63.10-2013 11.13.3.4 Trace averaging across on- and off-times of the EUT transmissions followed by duty cycle correction |
| Class / TC Version | TC_VM_FCC15247_Restricted_Band_Edge_Conducted_Avg_DC_corrected_V01 Version: 0.0.1 |
| My Description | FCC 15.247 Restricted Band Edge Cond. Avg DC corrected DTS - Generic 2G4 |
| Add. Information | |

| Test Parameter | |
|---|---|
| Technology to test | Generic 2G4 |
| Antenna Port used | 1 |
| Temperature | mid |
| Voltage | mid |
| Frequency low to test | False \| Freq [MHz] 2401 |
| Frequency mid to test | False \| Freq [MHz] 2440 |
| Frequency high to test | True \| Freq [MHz] 2480 |
| Switched Path | IUT - SignalingUnit - SpectrumAnalyzer |
| Devices in use | \| SA: Rohde&Schwarz,FSV-40,1307.9002K40/101042,3.60 |

| Antenna Gain Table | |
|---|---|
| Freq [MHz] | Gain [dBi] |
| 2400 | 2.8 |
| 2500 | 2.8 |

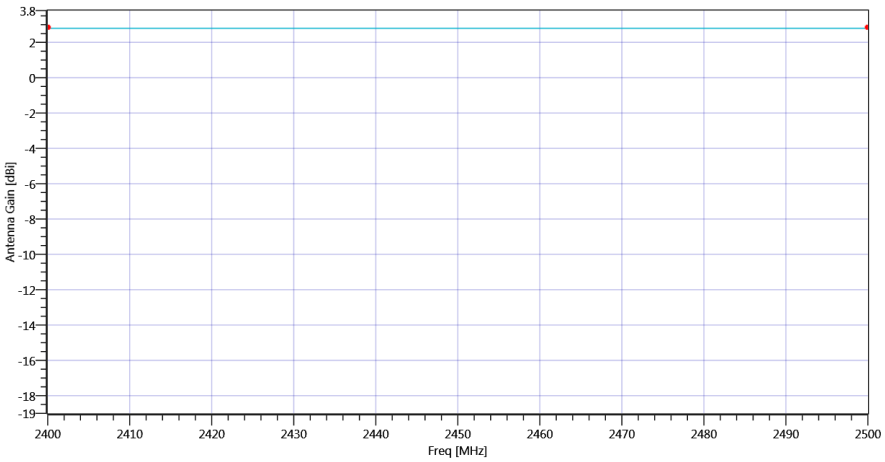


Plot__GainTable_09122020_161348.png

## Test at TX 2480 MHz

| Duty Cycle evaluation | | | | | |
|---|---|---|---|---|---|
| Test Description | Lower Limit | Upper Limit | Measured | Unit | Verdict |
| No enough Bursts detected, Duty Cycle Burst Ratio set to 1 | | | | | |
| Duty Cycle (Burst Ratio) max | --- | --- | 1 | --- | INFO |
| Duty Cycle max | --- | --- | 0 | dB | INFO |
| Duty Cycle (Burst Ratio) min | --- | --- | 1 | --- | INFO |
| Duty Cycle min | --- | --- | 0 | dB | INFO |

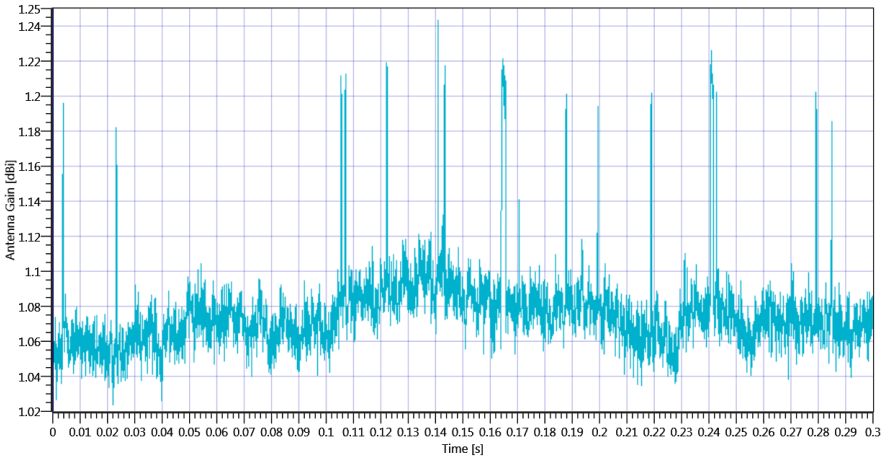


Plot_FCC Part 15.247 Restricted Band Edge Conducted Avg DC corrected DTS (eirp) ~ Generic 2G4 2480 MHz - DutyCycle_09122020_161403.png

| READ SA SETTINGS: | |
|---|---|
| RefLevel [dBm] \| RefLevelOffset [dB] \| InpAtt [dB] | 11.33 \| 16.11 \| 15 |
| Start [MHz] \| Stop [MHz] | 2483.500 \| 2485.500 |
| RBW [MHz] \| VBW [MHz] | 0.100000 \| 0.500000 |
| Detector \| TraceMode | RMS \| AVER |
| Sweep: Time [ms] \| Count \| Points per Section \| Type | 32 \| 300 \| 32000 \| SWE |

| Antenna Gain | |
|---|---|
| Considered Antenna Gain: [dBi]: | 2.8 @ 2484MHz |

| RESULT | | | | | |
|---|---|---|---|---|---|
| Test Description | Lower Limit | Upper Limit | Measured | Unit | Verdict |
| Duty Cylce worst case | --- | --- | 0 | dB | INFO |
| Band Power Avg | --- | --- | -52.36 | dBm | INFO |
| Band Power Avg DC corrected | --- | --- | -52.36 | dBm | PASS |

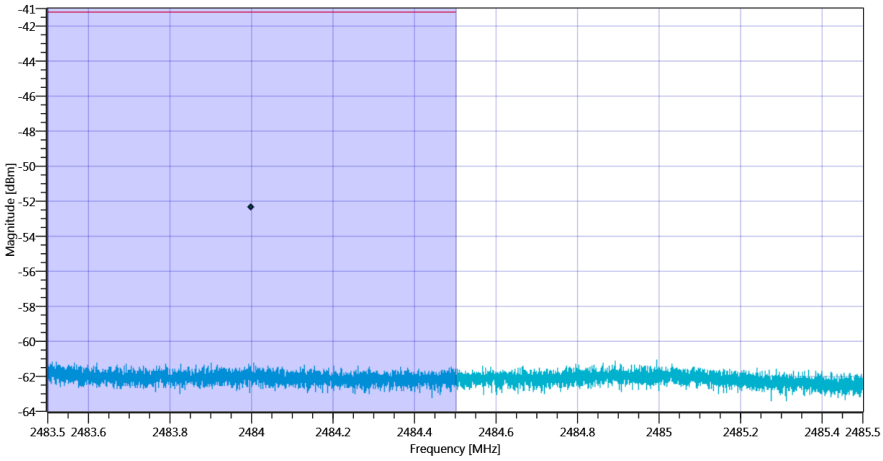


Plot_FCC Part 15.247 Restricted Band Edge Conducted Avg DC corrected DTS (eirp) ~ Generic 2G4_09122020_161426.png

| TEST FINISHED | | |
|---|---|---|
| General Verdict | 09.12.2020 16:14:27 / RT: 44 s | PASS |

- END OF DOCUMENT -