Measurement Results

1-0437/20-01-04_log1_conducted

Test logging

This addendum is electronically signed and valid without handwritten signature.
For verification of the electronic signatures, the public keys can be requested at the testing laboratory.

Document authorized:

cn=Michael Dorongovski, o=CTC Advanced GmbH, ou=RCE-201118, email=Michael.Dorongovski@ctcadvanced.com, c=DE
2021.02.03 15:36:48 +01'00'

Michael Dorongovski
Lab Manager
Radio Communications

Table of Content

EUT Summary 3
1. FCC Part 15.247 Maximum Peak Conducted Output Power DTS ~ BT LE 1 Msps 4
2. FCC Part 15.247 Maximum Peak Conducted Output Power DTS ~ BT LE 1 Msps 7
3. FCC Part 15.247 Maximum Peak Conducted Output Power DTS ~ BT LE 1 Msps 10
4. FCC Part 15.247 Bandwidth 6dB DTS ~ BT LE 1 Msps 13
5. FCC Part 15.247 Bandwidth 6dB DTS ~ BT LE 1 Msps 15
6. FCC Part 15.247 Bandwidth 6dB DTS ~ BT LE 1 Msps 17
7. FCC Part 15.247 Peak Power Spectral Density DTS ~ BT LE 1 Msps 19
8. FCC Part 15.247 Peak Power Spectral Density DTS ~ BT LE 1 Msps 21
9. FCC Part 15.247 Peak Power Spectral Density DTS ~ BT LE 1 Msps 23
10. FCC Part 15.247 Bandwidth 99PCT-20dB ~ BT LE 1 Msps 25
11. FCC Part 15.247 Bandwidth 99PCT-20dB ~ BT LE 1 Msps 28
12. FCC Part 15.247 Bandwidth 99PCT-20dB ~ BT LE 1 Msps 31
13. FCC Part 15.247 TX Spurious Conduced ~ BT LE 1 Msps 34
14. FCC Part 15.247 TX Spurious Conduced ~ BT LE 1 Msps 36
15. FCC Part 15.247 TX Spurious Conduced ~ BT LE 1 Msps 38
16. FCC Part 15.247 Restricted Band Edge Conducted Avg DC corrected DTS (eirp) ~ BT LE 1 Msps 40
17. FCC Part 15.247 Restricted Band Edge Conducted Avg DC corrected DTS (eirp) ~ BT LE 1 Msps 43

EUT Summary

EUT DEFINITION	
Manufacturer	KUNBUS GmbH
Type	KE2640MODA2
Kind	NI
Serial Number | Setup Number	M1 | 1.0
Version SW | FW | HW	1.2.0 | 1.3 | PR100332R03
Comment 1 | 2	|
Temperature [°C] Min | Nom | Max	-40 | 20 | 85
Voltage [V] Min | Nom | Max @Current Max [A]	5 | 5 | 5 @1

EUT Common Settings BT Low Energy	
Intermodulation Value N	3
Image Freq. Low | Mid | High [MHz]	0 | 0 | 0
Power Class	2
1 Mbps supported	True | TXpayload 255 | RXpayload 255
2 Mbps supported	False | TXpayload 255 | RXpayload 255
Longrange S8 supported	False | TXpayload 255 | RXpayload 255
Longrange S2 supported	False | TXpayload 255 | RXpayload 255
Signaling Settings	None | HCI | 1 | 2400 | None | S1 | None | On
Signaling RF Settings	RF1com | 0 | 0 | On |
User Interaction	Yes
Switch Matrix & Pathcompensation enabled	Yes

1. FCC Part 15.247 Maximum Peak Conducted Output Power DTS ~ BT LE 1 Msps

Test References	
TC Start	14.01.2021 09:11:35
Ambit Temp [°C] | Humidity [rel%]	23.8 | 25
System Version	1.9.9.2
Test Specification	FCC Part 15.247
Test Method	DTS: KDB 558074 D01 V05 - Chapter 8.3.1.1 RBW ≥ DTS Bandwidth
TC Version	0.0.1
My Description	FCC 15.247 Maximum Peak Output Power Conducted DTS - BT LE 1 Msps
Add. Information	

Test Parameter	
Technology to test	BT LE 1 Msps
Antenna Port used	1
Temperature	nom
Voltage	nom
Frequency low to test	True | Freq [MHz] 2401
Frequency mid to test	False | Freq [MHz] 2440
Frequency high to test	False | Freq [MHz] 2480
Auto Control enabled Power Supply | Climatic Box	No | No
Additional Path Loss [dB]	0
Switched Path	IUT - SignalingUnit - SpectrumAnalyzer
Devices in use	| SA: Rohde&Schwarz,FSV-40,1307.9002K40/101042,3.60

Test at TX 2401 MHz

READ SA SETTINGS:	
RefLevel [dBm] | RefLevelOffset [dB] | InpAtt [dB]	13.46 | 15.56 | 15
Start [MHz] | Stop [MHz]	2400.000 | 2402.000
RBW [MHz] | VBW [MHz]	0.100000 | 0.300000
Detector | TraceMode	POS | MAXH
Sweep: Time [ms] | Count | Points per Section | Type	50 | 200 | 10001 | SWE

DTS Bandwidth					
Test Description	Lower Limit	Upper Limit	Measured	Unit	Verdict
DTS Bandwidth (6dB)	---	---	741	kHz	INFO

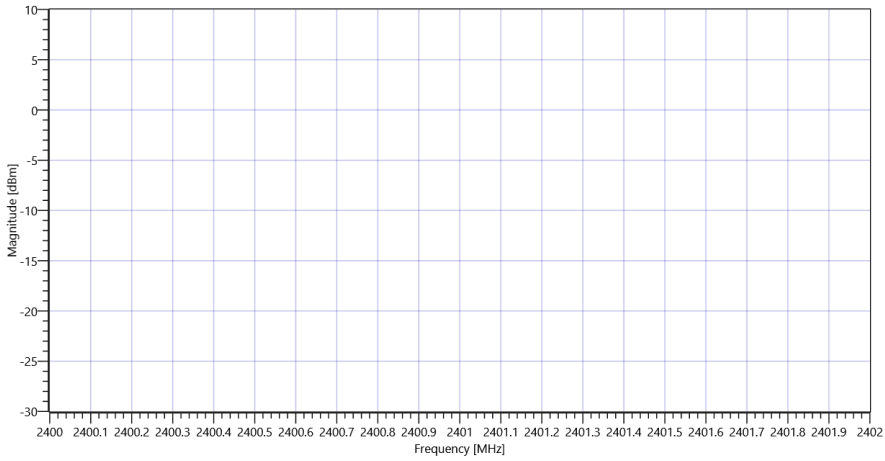

Plot_FCC Part 15.247 Maximum Peak Conducted Output Power DTS ~ BT LE 1 Msps DTS BW_14012021_091211.png

READ SA SETTINGS:	
RefLevel [dBm] | RefLevelOffset [dB] | InpAtt [dB]	18.46 | 15.56 | 20
Start [MHz] | Stop [MHz]	2400.000 | 2402.000
RBW [MHz] | VBW [MHz]	1.000000 | 5.000000
Detector | TraceMode	POS | MAXH
Sweep: Time [ms] | Count | Points per Section | Type	50 | 200 | 1001 | SWE

RESULT					
Test Description	Lower Limit	Upper Limit	Measured	Unit	Verdict
Peak Power	---	30.00	8.58	dBm	PASS
Peak Power	---	1000	7.211075	mW	PASS
Frequency at Peak	---	---	2400.704	MHz	INFO

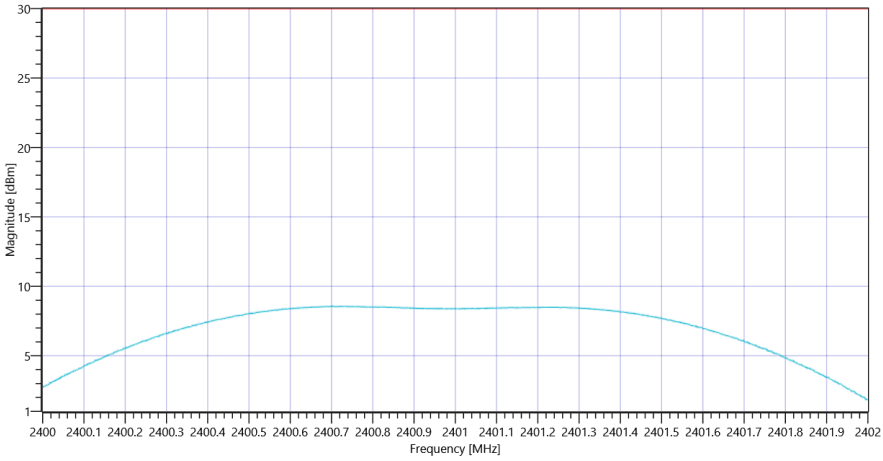

Plot_FCC Part 15.247 Maximum Peak Conducted Output Power DTS ~ BT LE 1 Msps_14012021_091231.png

TEST FINISHED		
General Verdict	14.01.2021 09:12:32 / RT: 56 s	PASS

2. FCC Part 15.247 Maximum Peak Conducted Output Power DTS ~ BT LE 1 Msps

Test References	
TC Start	14.01.2021 09:38:07
Ambit Temp [°C] | Humidity [rel%]	23.9 | 25
System Version	1.9.9.2
Test Specification	FCC Part 15.247
Test Method	DTS: KDB 558074 D01 V05 - Chapter 8.3.1.1 RBW ≥ DTS Bandwidth
TC Version	0.0.1
My Description	FCC 15.247 Maximum Peak Output Power Conducted DTS - BT LE 1 Msps
Add. Information	

Test Parameter	
Technology to test	BT LE 1 Msps
Antenna Port used	1
Temperature	nom
Voltage	nom
Frequency low to test	False | Freq [MHz] 2402
Frequency mid to test	True | Freq [MHz] 2440
Frequency high to test	False | Freq [MHz] 2480
Auto Control enabled Power Supply | Climatic Box	No | No
Additional Path Loss [dB]	0
Switched Path	IUT - SignalingUnit - SpectrumAnalyzer
Devices in use	| SA: Rohde&Schwarz,FSV-40,1307.9002K40/101042,3.60

Test at TX 2440 MHz

READ SA SETTINGS:	
RefLevel [dBm] | RefLevelOffset [dB] | InpAtt [dB]	12.16 | 15.48 | 15
Start [MHz] | Stop [MHz]	2439.000 | 2441.000
RBW [MHz] | VBW [MHz]	0.100000 | 0.300000
Detector | TraceMode	POS | MAXH
Sweep: Time [ms] | Count | Points per Section | Type	50 | 200 | 10001 | SWE

DTS Bandwidth					
Test Description	Lower Limit	Upper Limit	Measured	Unit	Verdict
DTS Bandwidth (6dB)	---	---	748	kHz	INFO

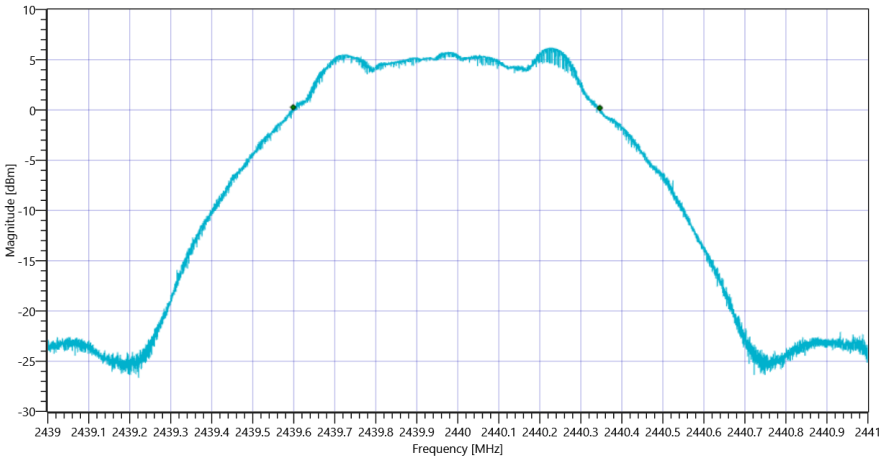

Plot_FCC Part 15.247 Maximum Peak Conducted Output Power DTS ~ BT LE 1 Msps DTS BW_14012021_093839.png

READ SA SETTINGS:	
RefLevel [dBm] | RefLevelOffset [dB] | InpAtt [dB]	17.16 | 15.48 | 20
Start [MHz] | Stop [MHz]	2439.000 | 2441.000
RBW [MHz] | VBW [MHz]	1.000000 | 5.000000
Detector | TraceMode	POS | MAXH
Sweep: Time [ms] | Count | Points per Section | Type	50 | 200 | 1001 | SWE

RESULT					
Test Description	Lower Limit	Upper Limit	Measured	Unit	Verdict
Peak Power	---	30.00	7.13	dBm	PASS
Peak Power	---	1000	5.164164	mW	PASS
Frequency at Peak	---	---	2440.188	MHz	INFO

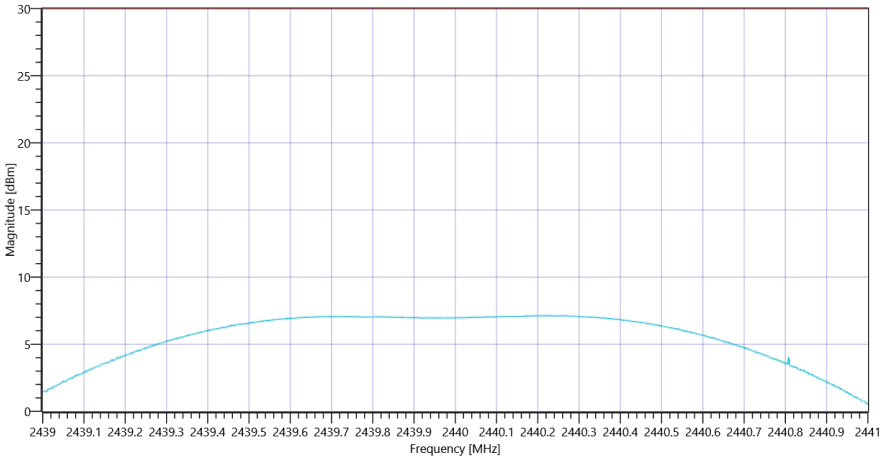

Plot_FCC Part 15.247 Maximum Peak Conducted Output Power DTS ~ BT LE 1 Msps_14012021_093858.png

TEST FINISHED		
General Verdict	14.01.2021 09:38:59 / RT: 51 s	PASS

3. FCC Part 15.247 Maximum Peak Conducted Output Power DTS ~ BT LE 1 Msps

Test References	
TC Start	14.01.2021 10:00:59
Ambit Temp [°C] | Humidity [rel%]	24.0 | 24
System Version	1.9.9.2
Test Specification	FCC Part 15.247
Test Method	DTS: KDB 558074 D01 V05 - Chapter 8.3.1.1 RBW ≥ DTS Bandwidth
TC Version	0.0.1
My Description	FCC 15.247 Maximum Peak Output Power Conducted DTS - BT LE 1 Msps
Add. Information	

Test Parameter	
Technology to test	BT LE 1 Msps
Antenna Port used	1
Temperature	nom
Voltage	nom
Frequency low to test	False | Freq [MHz] 2402
Frequency mid to test	False | Freq [MHz] 2440
Frequency high to test	True | Freq [MHz] 2480
Auto Control enabled Power Supply | Climatic Box	No | No
Additional Path Loss [dB]	0
Switched Path	IUT - SignalingUnit - SpectrumAnalyzer
Devices in use	| SA: Rohde&Schwarz,FSV-40,1307.9002K40/101042,3.60

Test at TX 2480 MHz

READ SA SETTINGS:	
RefLevel [dBm] | RefLevelOffset [dB] | InpAtt [dB]	10.73 | 15.41 | 15
Start [MHz] | Stop [MHz]	2479.000 | 2481.000
RBW [MHz] | VBW [MHz]	0.100000 | 0.300000
Detector | TraceMode	POS | MAXH
Sweep: Time [ms] | Count | Points per Section | Type	50 | 200 | 10001 | SWE

DTS Bandwidth					
Test Description	Lower Limit	Upper Limit	Measured	Unit	Verdict
DTS Bandwidth (6dB)	---	---	763	kHz	INFO

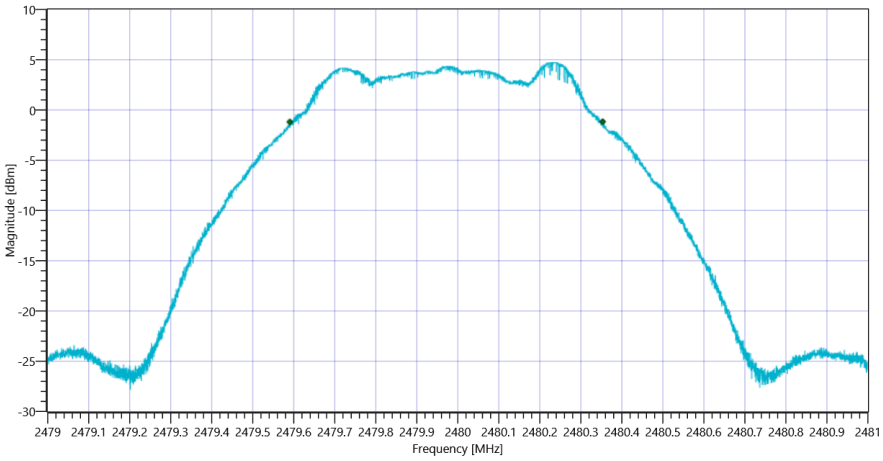

Plot_FCC Part 15.247 Maximum Peak Conducted Output Power DTS ~ BT LE 1 Msps DTS BW_14012021_100130.png

READ SA SETTINGS:	
RefLevel [dBm] | RefLevelOffset [dB] | InpAtt [dB]	15.73 | 15.41 | 20
Start [MHz] | Stop [MHz]	2479.000 | 2481.000
RBW [MHz] | VBW [MHz]	2.000000 | 5.000000
Detector | TraceMode	POS | MAXH
Sweep: Time [ms] | Count | Points per Section | Type	50 | 200 | 1001 | SWE

RESULT					
Test Description	Lower Limit	Upper Limit	Measured	Unit	Verdict
Peak Power	---	30.00	5.74	dBm	PASS
Peak Power	---	1000	3.74973	mW	PASS
Frequency at Peak	---	---	2479.7	MHz	INFO

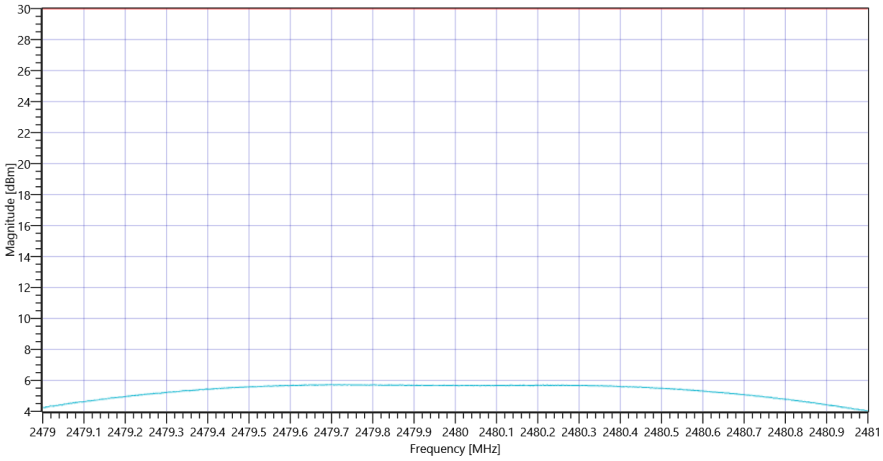

Plot_FCC Part 15.247 Maximum Peak Conducted Output Power DTS ~ BT LE 1 Msps_14012021_100149.png

TEST FINISHED		
General Verdict	14.01.2021 10:01:50 / RT: 50 s	PASS

4. FCC Part 15.247 Bandwidth 6dB DTS ~ BT LE 1 Msps

Test References	
TC Start	14.01.2021 09:12:36
Ambit Temp [°C] | Humidity [rel%]	23.8 | 25
System Version	1.9.9.2
Test Specification	FCC Part 15.247
Test Method	99
TC Version	0.0.1
My Description	FCC 15.247 Bandwidth 6DB DTS - BT LE 1 Msps
Add. Information	

Test Parameter	
Technology to test	BT LE 1 Msps
Antenna Port used	1
Temperature	nom
Voltage	nom
Frequency low to test	True | Freq [MHz] 2401
Frequency mid to test	False | Freq [MHz] 2440
Frequency high to test	False | Freq [MHz] 2480
Auto Control enabled Power Supply | Climatic Box	No | No
Additional Path Loss [dB]	0
Switched Path	IUT - SignalingUnit - SpectrumAnalyzer
Devices in use	| SA: Rohde&Schwarz,FSV-40,1307.9002K40/101042,3.60

Test at TX 2401 MHz

READ SA SETTINGS:	
RefLevel [dBm] | RefLevelOffset [dB] | InpAtt [dB]	13.47 | 15.56 | 15
Start [MHz] | Stop [MHz]	2400.000 | 2402.000
RBW [MHz] | VBW [MHz]	0.100000 | 0.300000
Detector | TraceMode	POS | MAXH
Sweep: Time [ms] | Count | Points per Section | Type	50 | 200 | 10001 | SWE

RESULT

Test Description	Lower Limit	Upper Limit	Measured	Unit	Verdict
DTS Bandwidth (6dB)	500	---	735	kHz	PASS

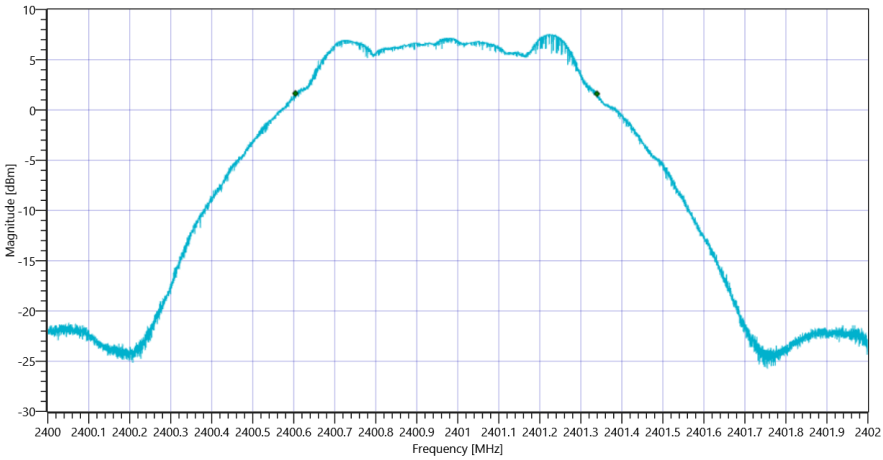

Plot_FCC Part 15.247 Bandwidth 6dB DTS ~ BT LE 1 Msps_14012021_091548.png

TEST FINISHED		
General Verdict	14.01.2021 09:15:49 / RT: 192 s	PASS

5. FCC Part 15.247 Bandwidth 6dB DTS ~ BT LE 1 Msps

Test References	
TC Start	14.01.2021 09:39:03
Ambit Temp [°C] | Humidity [rel%]	23.9 | 25
System Version	1.9.9.2
Test Specification	FCC Part 15.247
Test Method	99
TC Version	0.0.1
My Description	FCC 15.247 Bandwidth 6DB DTS - BT LE 1 Msps
Add. Information	

Test Parameter	
Technology to test	BT LE 1 Msps
Antenna Port used	1
Temperature	nom
Voltage	nom
Frequency low to test	False | Freq [MHz] 2402
Frequency mid to test	True | Freq [MHz] 2440
Frequency high to test	False | Freq [MHz] 2480
Auto Control enabled Power Supply | Climatic Box	No | No
Additional Path Loss [dB]	0
Switched Path	IUT - SignalingUnit - SpectrumAnalyzer
Devices in use	| SA: Rohde&Schwarz,FSV-40,1307.9002K40/101042,3.60

Test at TX 2440 MHz

READ SA SETTINGS:	
RefLevel [dBm] | RefLevelOffset [dB] | InpAtt [dB]	12.14 | 15.48 | 15
Start [MHz] | Stop [MHz]	2439.000 | 2441.000
RBW [MHz] | VBW [MHz]	0.100000 | 0.300000
Detector | TraceMode	POS | MAXH
Sweep: Time [ms] | Count | Points per Section | Type	50 | 200 | 10001 | SWE

RESULT

Test Description	Lower Limit	Upper Limit	Measured	Unit	Verdict
DTS Bandwidth (6dB)	500	---	746	kHz	PASS

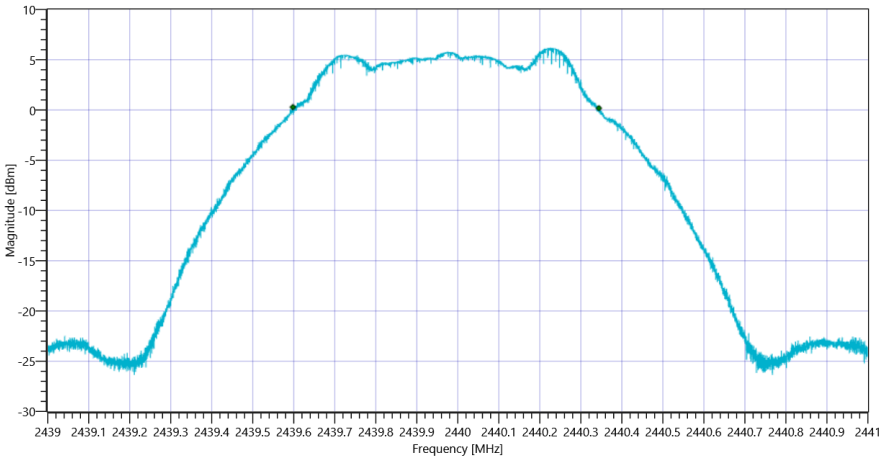

Plot_FCC Part 15.247 Bandwidth 6dB DTS ~ BT LE 1 Msps_14012021_093935.png

TEST FINISHED		
General Verdict	14.01.2021 09:39:35 / RT: 31 s	PASS

6. FCC Part 15.247 Bandwidth 6dB DTS ~ BT LE 1 Msps

Test References	
TC Start	14.01.2021 10:01:54
Ambit Temp [°C] | Humidity [rel%]	24.0 | 24
System Version	1.9.9.2
Test Specification	FCC Part 15.247
Test Method	99
TC Version	0.0.1
My Description	FCC 15.247 Bandwidth 6DB DTS - BT LE 1 Msps
Add. Information	

Test Parameter	
Technology to test	BT LE 1 Msps
Antenna Port used	1
Temperature	nom
Voltage	nom
Frequency low to test	False | Freq [MHz] 2402
Frequency mid to test	False | Freq [MHz] 2440
Frequency high to test	True | Freq [MHz] 2480
Auto Control enabled Power Supply | Climatic Box	No | No
Additional Path Loss [dB]	0
Switched Path	IUT - SignalingUnit - SpectrumAnalyzer
Devices in use	| SA: Rohde&Schwarz,FSV-40,1307.9002K40/101042,3.60

Test at TX 2480 MHz

READ SA SETTINGS:	
RefLevel [dBm] | RefLevelOffset [dB] | InpAtt [dB]	10.69 | 15.41 | 15
Start [MHz] | Stop [MHz]	2479.000 | 2481.000
RBW [MHz] | VBW [MHz]	0.100000 | 0.300000
Detector | TraceMode	POS | MAXH
Sweep: Time [ms] | Count | Points per Section | Type	50 | 200 | 10001 | SWE

RESULT

Test Description	Lower Limit	Upper Limit	Measured	Unit	Verdict
DTS Bandwidth (6dB)	500	---	763	kHz	PASS

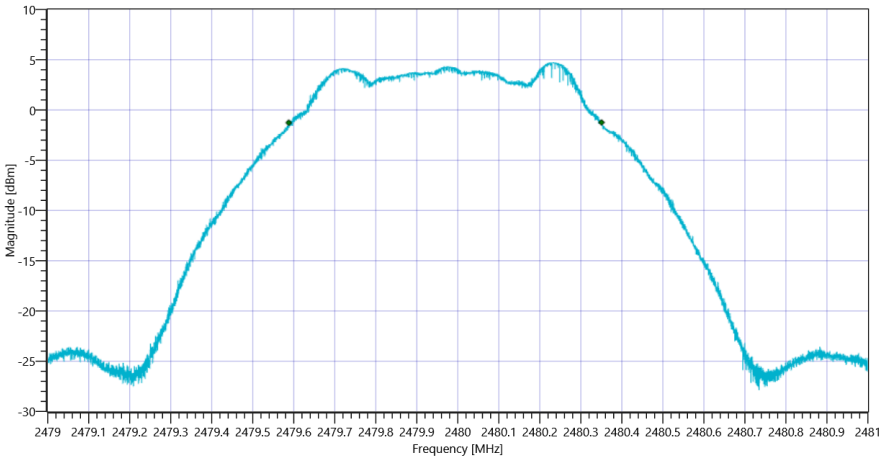

Plot_FCC Part 15.247 Bandwidth 6dB DTS ~ BT LE 1 Msps_14012021_100225.png

TEST FINISHED		
General Verdict	14.01.2021 10:02:25 / RT: 31 s	PASS

7. FCC Part 15.247 Peak Power Spectral Density DTS ~ BT LE 1 Msps

Test References	
TC Start	14.01.2021 09:15:53
Ambit Temp [°C] | Humidity [rel%]	23.8 | 25
System Version	1.9.9.2
Test Specification	FCC Part 15.247
Test Method	DTS: KDB 558074 D01 V05 - Chapter 8.4 DTS maximum power spectral density level in the fundamental emission
TC Version	0.0.1
My Description	FCC 15.247 Peak Power Spectral Density DTS - BT LE 1 Msps
Add. Information	

Test Parameter	
Technology to test	BT LE 1 Msps
Antenna Port used	1
Temperature	nom
Voltage	nom
Frequency low to test	True | Freq [MHz] 2401
Frequency mid to test	False | Freq [MHz] 2440
Frequency high to test	False | Freq [MHz] 2480
Auto Control enabled Power Supply | Climatic Box	No | No
Additional Path Loss [dB]	0
Switched Path	IUT - SignalingUnit - SpectrumAnalyzer
Devices in use	| SA: Rohde&Schwarz,FSV-40,1307.9002K40/101042,3.60

Test at TX 2401 MHz

READ SA SETTINGS:	
RefLevel [dBm] | RefLevelOffset [dB] | InpAtt [dB]	13.46 | 15.56 | 15
Start [MHz] | Stop [MHz]	2400.250 | 2401.750
RBW [MHz] | VBW [MHz]	0.003000 | 0.010000
Detector | TraceMode	POS | MAXH
Sweep: Time [ms] | Count | Points per Section | Type	1000 | 20 | 1001 | SWE

RESULT

Test Description	Lower Limit	Upper Limit	Measured	Unit	Verdict
Max Peak power Density	---	8	-8.33	dBm/3KHz	PASS

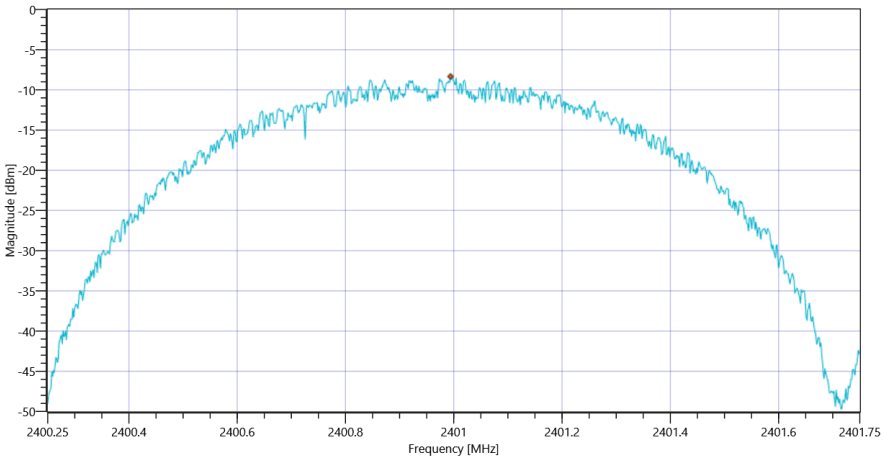

Plot_FCC Part 15.247 Peak Power Spectral Density DTS ~ BT LE 1 Msps_14012021_091645.png

TEST FINISHED		
General Verdict	14.01.2021 09:16:45 / RT: 52 s	PASS

8. FCC Part 15.247 Peak Power Spectral Density DTS ~ BT LE 1 Msps

Test References	
TC Start	14.01.2021 09:39:39
Ambit Temp [°C] | Humidity [rel%]	23.9 | 25
System Version	1.9.9.2
Test Specification	FCC Part 15.247
Test Method	DTS: KDB 558074 D01 V05 - Chapter 8.4 DTS maximum power spectral density level in the fundamental emission
TC Version	0.0.1
My Description	FCC 15.247 Peak Power Spectral Density DTS - BT LE 1 Msps
Add. Information	

Test Parameter	
Technology to test	BT LE 1 Msps
Antenna Port used	1
Temperature	nom
Voltage	nom
Frequency low to test	False | Freq [MHz] 2402
Frequency mid to test	True | Freq [MHz] 2440
Frequency high to test	False | Freq [MHz] 2480
Auto Control enabled Power Supply | Climatic Box	No | No
Additional Path Loss [dB]	0
Switched Path	IUT - SignalingUnit - SpectrumAnalyzer
Devices in use	| SA: Rohde&Schwarz,FSV-40,1307.9002K40/101042,3.60

Test at TX 2440 MHz

READ SA SETTINGS:	
RefLevel [dBm] | RefLevelOffset [dB] | InpAtt [dB]	12.11 | 15.48 | 15
Start [MHz] | Stop [MHz]	2439.250 | 2440.750
RBW [MHz] | VBW [MHz]	0.003000 | 0.010000
Detector | TraceMode	POS | MAXH
Sweep: Time [ms] | Count | Points per Section | Type	1000 | 20 | 1001 | SWE

RESULT

Test Description	Lower Limit	Upper Limit	Measured	Unit	Verdict
Max Peak power Density	---	8	-9.77	dBm/3KHz	PASS

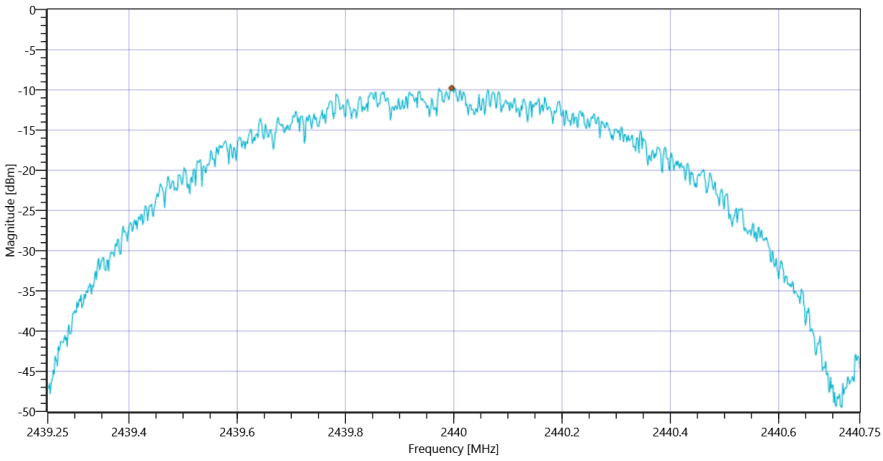

Plot_FCC Part 15.247 Peak Power Spectral Density DTS ~ BT LE 1 Msps_14012021_094021.png

TEST FINISHED		
General Verdict	14.01.2021 09:40:21 / RT: 41 s	PASS

9. FCC Part 15.247 Peak Power Spectral Density DTS ~ BT LE 1 Msps

Test References	
TC Start	14.01.2021 10:02:30
Ambit Temp [°C] | Humidity [rel%]	24.0 | 24
System Version	1.9.9.2
Test Specification	FCC Part 15.247
Test Method	DTS: KDB 558074 D01 V05 - Chapter 8.4 DTS maximum power spectral density level in the fundamental emission
TC Version	0.0.1
My Description	FCC 15.247 Peak Power Spectral Density DTS - BT LE 1 Msps
Add. Information	

Test Parameter	
Technology to test	BT LE 1 Msps
Antenna Port used	1
Temperature	nom
Voltage	nom
Frequency low to test	False | Freq [MHz] 2402
Frequency mid to test	False | Freq [MHz] 2440
Frequency high to test	True | Freq [MHz] 2480
Auto Control enabled Power Supply | Climatic Box	No | No
Additional Path Loss [dB]	0
Switched Path	IUT - SignalingUnit - SpectrumAnalyzer
Devices in use	| SA: Rohde&Schwarz,FSV-40,1307.9002K40/101042,3.60

Test at TX 2480 MHz

READ SA SETTINGS:	
RefLevel [dBm] | RefLevelOffset [dB] | InpAtt [dB]	10.68 | 15.41 | 15
Start [MHz] | Stop [MHz]	2479.250 | 2480.750
RBW [MHz] | VBW [MHz]	0.003000 | 0.010000
Detector | TraceMode	POS | MAXH
Sweep: Time [ms] | Count | Points per Section | Type	1000 | 20 | 1001 | SWE

RESULT

Test Description	Lower Limit	Upper Limit	Measured	Unit	Verdict
Max Peak power Density	---	8	-11	dBm/3KHz	PASS

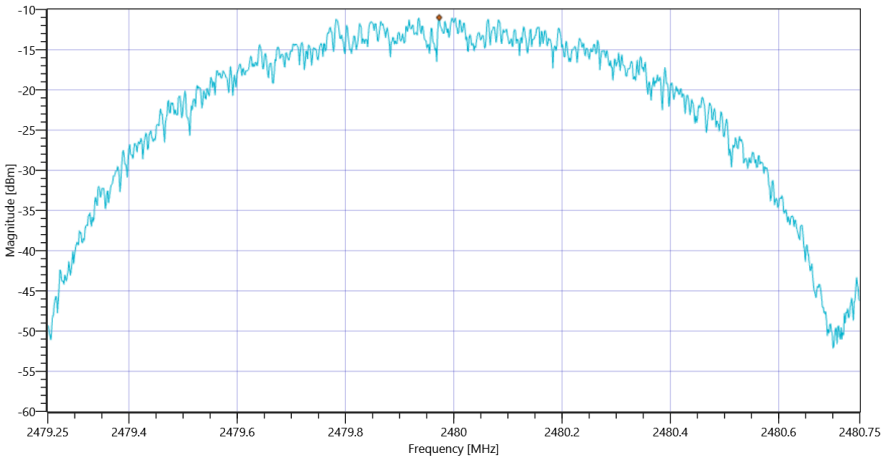

Plot_FCC Part 15.247 Peak Power Spectral Density DTS ~ BT LE 1 Msps_14012021_100310.png

TEST FINISHED		
General Verdict	14.01.2021 10:03:10 / RT: 40 s	PASS

10. FCC Part 15.247 Bandwidth 99PCT-20dB ~ BT LE 1 Msps

Test References	
TC Start	14.01.2021 09:16:49
Ambit Temp [°C] | Humidity [rel%]	23.8 | 25
System Version	1.9.9.2
Test Specification	FCC Part 15.247
Test Method	
TC Version	0.0.2
My Description	FCC 15.247 Bandwidth 99PCT-20DB DTS - BT LE 1 Msps
Add. Information	

Test Parameter	
Technology to test	BT LE 1 Msps
Antenna Port used	1
Temperature	nom
Voltage	nom
Frequency low to test	True | Freq [MHz] 2401
Frequency mid to test	False | Freq [MHz] 2440
Frequency high to test	False | Freq [MHz] 2480
Auto Control enabled Power Supply | Climatic Box	No | No
Additional Path Loss [dB]	0
Switched Path	IUT - SignalingUnit - SpectrumAnalyzer
Devices in use	| SA: Rohde&Schwarz,FSV-40,1307.9002K40/101042,3.60

Test at TX 2401 MHz

READ SA SETTINGS:	
RefLevel [dBm] | RefLevelOffset [dB] | InpAtt [dB]	13.47 | 15.56 | 15
Start [MHz] | Stop [MHz]	2400.000 | 2402.000
RBW [MHz] | VBW [MHz]	0.020000 | 0.100000
Detector | TraceMode	POS | MAXH
Sweep: Time [ms] | Count | Points per Section | Type	50 | 200 | 10001 | SWE

RESULT					
Test Description	Lower Limit	Upper Limit	Measured	Unit	Verdict
Bandwidth 99%	---	---	1051	kHz	INFO
T1 99%	2400.000000	---	2400.4551	MHz	PASS
T2 99%	---	2483.500000	2401.5061	MHz	PASS

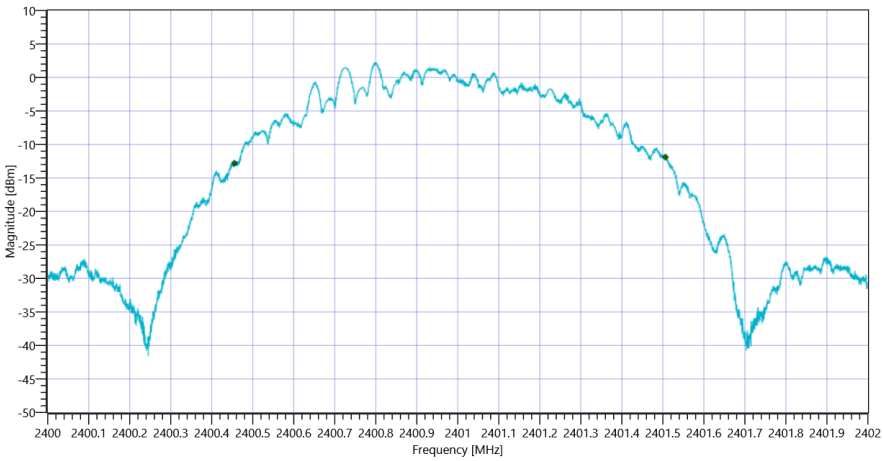

Plot_FCC Part 15.247 Bandwidth 99PCT-20dB ~ BT LE 1 Msps 99PCT_14012021_092651.png

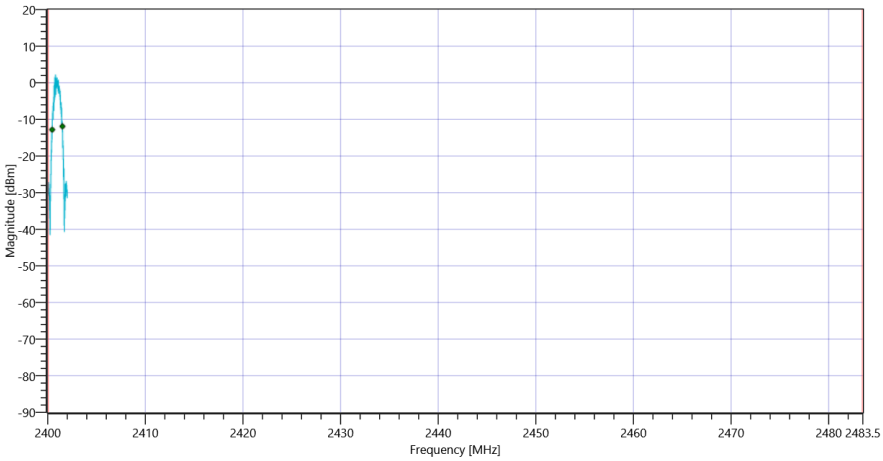

Plot_FCC Part 15.247 Bandwidth 99PCT-20dB ~ BT LE 1 Msps_14012021_092657.png

RESULT					
Test Description	Lower Limit	Upper Limit	Measured	Unit	Verdict
Bandwidth 20dB	---	---	1186	kHz	INFO
T1 20DB	2400.000000	---	2400.3948	MHz	PASS
T2 20dB	---	2483.500000	2401.5806	MHz	PASS

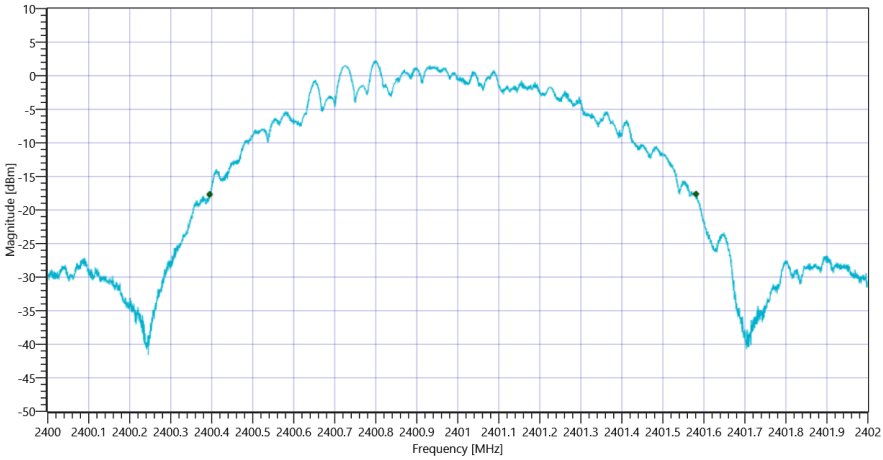

Plot_FCC Part 15.247 Bandwidth 99PCT-20dB ~ BT LE 1 Msps 20dB_14012021_092703.png

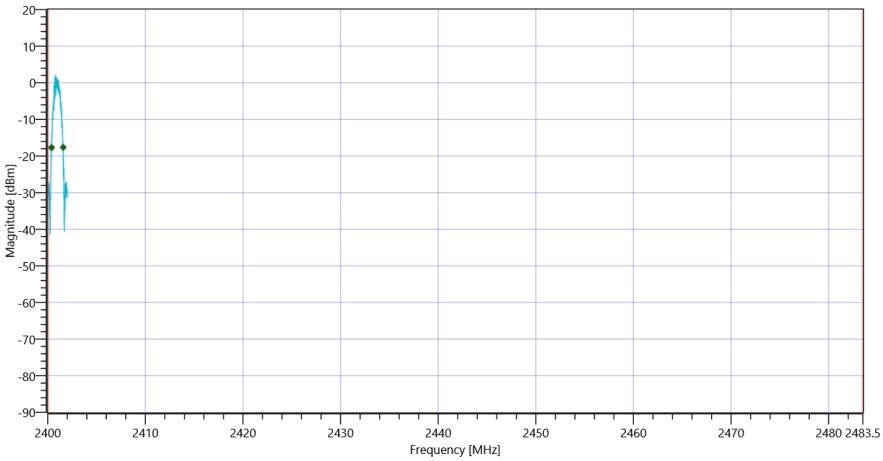

Plot_FCC Part 15.247 Bandwidth 99PCT-20dB ~ BT LE 1 Msps_14012021_092709.png

TEST FINISHED		
General Verdict	14.01.2021 09:27:10 / RT: 620 s	PASS

11. FCC Part 15.247 Bandwidth 99PCT-20dB ~ BT LE 1 Msps

Test References	
TC Start	14.01.2021 09:40:25
Ambit Temp [°C] | Humidity [rel%]	23.9 | 25
System Version	1.9.9.2
Test Specification	FCC Part 15.247
Test Method	
TC Version	0.0.2
My Description	FCC 15.247 Bandwidth 99PCT-20DB DTS - BT LE 1 Msps
Add. Information	

Test Parameter	
Technology to test	BT LE 1 Msps
Antenna Port used	1
Temperature	nom
Voltage	nom
Frequency low to test	False | Freq [MHz] 2402
Frequency mid to test	True | Freq [MHz] 2440
Frequency high to test	False | Freq [MHz] 2480
Auto Control enabled Power Supply | Climatic Box	No | No
Additional Path Loss [dB]	0
Switched Path	IUT - SignalingUnit - SpectrumAnalyzer
Devices in use	| SA: Rohde&Schwarz,FSV-40,1307.9002K40/101042,3.60

Test at TX 2440 MHz

READ SA SETTINGS:	
RefLevel [dBm] | RefLevelOffset [dB] | InpAtt [dB]	12.09 | 15.48 | 15
Start [MHz] | Stop [MHz]	2439.000 | 2441.000
RBW [MHz] | VBW [MHz]	0.020000 | 0.100000
Detector | TraceMode	POS | MAXH
Sweep: Time [ms] | Count | Points per Section | Type	50 | 200 | 10001 | SWE

RESULT					
Test Description	Lower Limit	Upper Limit	Measured	Unit	Verdict
Bandwidth 99%	---	---	1052	kHz	INFO
T1 99%	2400.000000	---	2439.4553	MHz	PASS
T2 99%	---	2483.500000	2440.5077	MHz	PASS

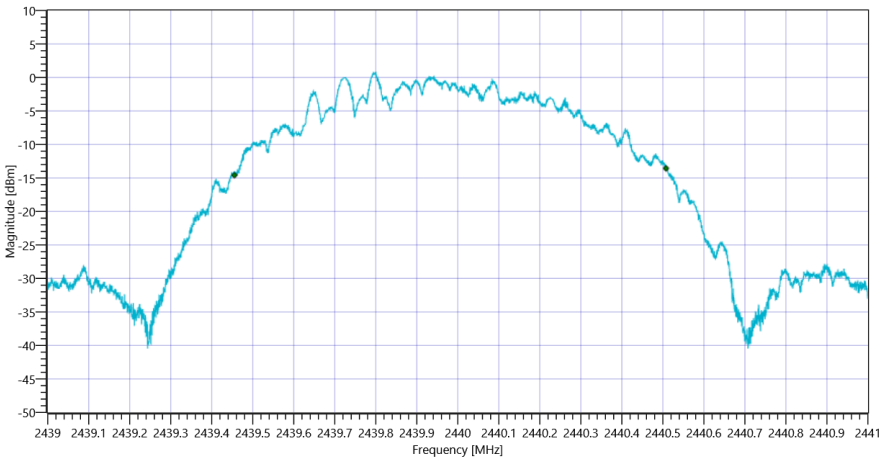

Plot_FCC Part 15.247 Bandwidth 99PCT-20dB ~ BT LE 1 Msps 99PCT_14012021_094057.png

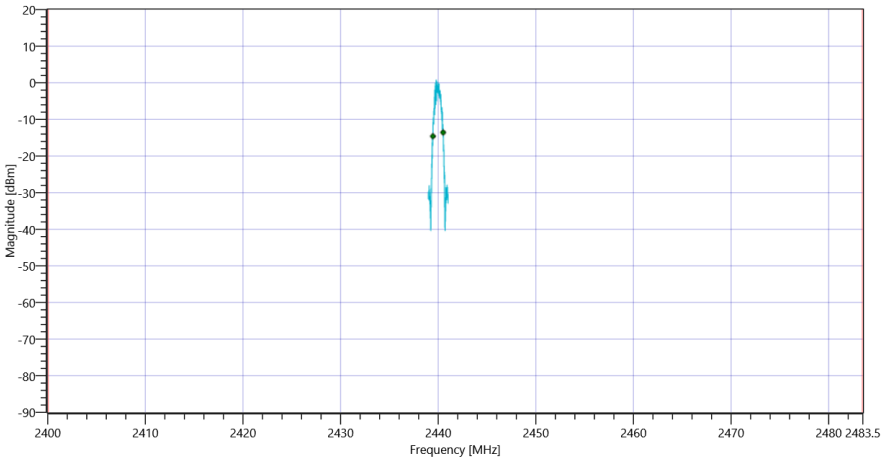

Plot_FCC Part 15.247 Bandwidth 99PCT-20dB ~ BT LE 1 Msps_14012021_094103.png

RESULT					
Test Description	Lower Limit	Upper Limit	Measured	Unit	Verdict
Bandwidth 20dB	---	---	1188	kHz	INFO
T1 20DB	2400.000000	---	2439.3920	MHz	PASS
T2 20dB	---	2483.500000	2440.5796	MHz	PASS

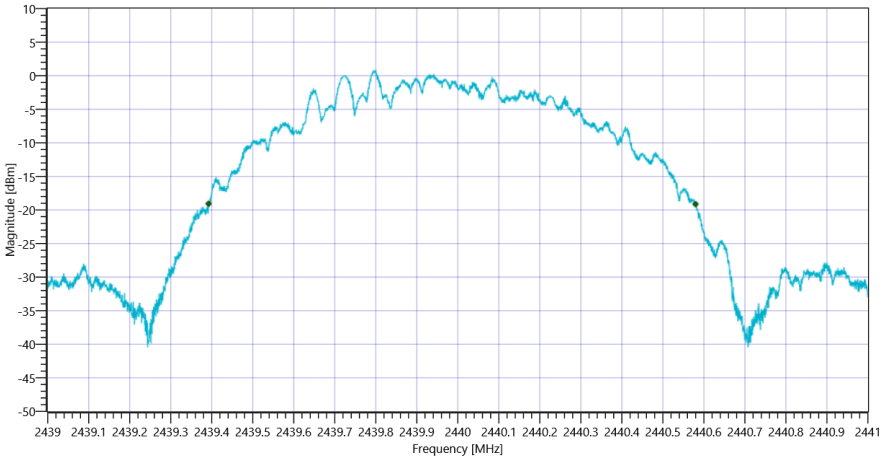

Plot_FCC Part 15.247 Bandwidth 99PCT-20dB ~ BT LE 1 Msps 20dB_14012021_094109.png

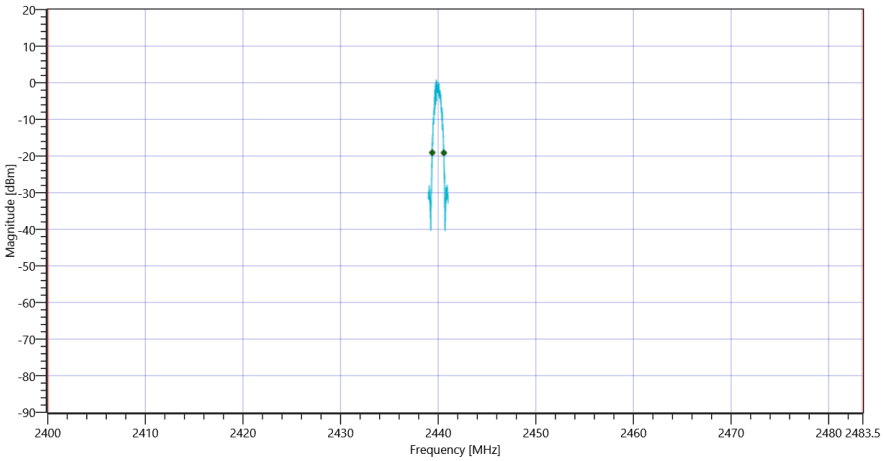

Plot_FCC Part 15.247 Bandwidth 99PCT-20dB ~ BT LE 1 Msps_14012021_094115.png

TEST FINISHED		
General Verdict	14.01.2021 09:41:16 / RT: 50 s	PASS

12. FCC Part 15.247 Bandwidth 99PCT-20dB ~ BT LE 1 Msps

Test References	
TC Start	14.01.2021 10:03:15
Ambit Temp [°C] | Humidity [rel%]	24.0 | 24
System Version	1.9.9.2
Test Specification	FCC Part 15.247
Test Method	
TC Version	0.0.2
My Description	FCC 15.247 Bandwidth 99PCT-20DB DTS - BT LE 1 Msps
Add. Information	

Test Parameter	
Technology to test	BT LE 1 Msps
Antenna Port used	1
Temperature	nom
Voltage	nom
Frequency low to test	False | Freq [MHz] 2402
Frequency mid to test	False | Freq [MHz] 2440
Frequency high to test	True | Freq [MHz] 2480
Auto Control enabled Power Supply | Climatic Box	No | No
Additional Path Loss [dB]	0
Switched Path	IUT - SignalingUnit - SpectrumAnalyzer
Devices in use	| SA: Rohde&Schwarz,FSV-40,1307.9002K40/101042,3.60

Test at TX 2480 MHz

READ SA SETTINGS:	
RefLevel [dBm] | RefLevelOffset [dB] | InpAtt [dB]	10.65 | 15.41 | 15
Start [MHz] | Stop [MHz]	2479.000 | 2481.000
RBW [MHz] | VBW [MHz]	0.020000 | 0.100000
Detector | TraceMode	POS | MAXH
Sweep: Time [ms] | Count | Points per Section | Type	50 | 200 | 10001 | SWE

RESULT					
Test Description	Lower Limit	Upper Limit	Measured	Unit	Verdict
Bandwidth 99%	---	---	1057	kHz	INFO
T1 99%	2400.000000	---	2479.4501	MHz	PASS
T2 99%	---	2483.500000	2480.5075	MHz	PASS

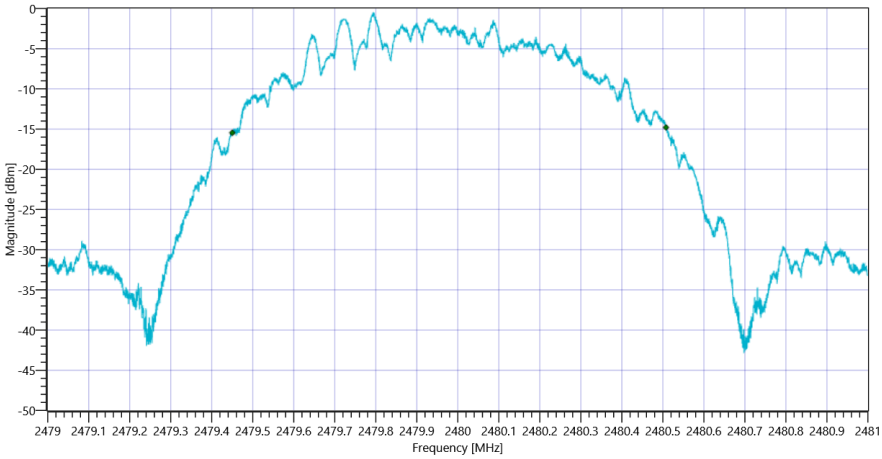

Plot_FCC Part 15.247 Bandwidth 99PCT-20dB ~ BT LE 1 Msps 99PCT_14012021_100346.png

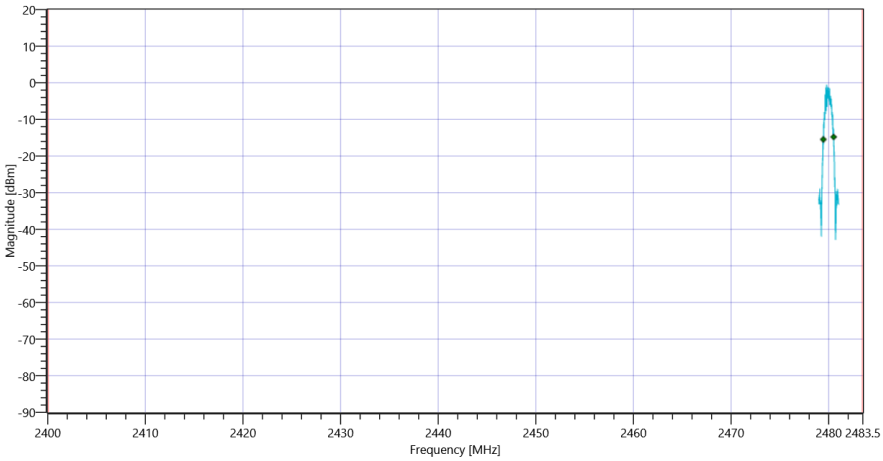

Plot_FCC Part 15.247 Bandwidth 99PCT-20dB ~ BT LE 1 Msps_14012021_100351.png

RESULT					
Test Description	Lower Limit	Upper Limit	Measured	Unit	Verdict
Bandwidth 20dB	---	---	1188	kHz	INFO
T1 20DB	2400.000000	---	2479.3888	MHz	PASS
T2 20dB	---	2483.500000	2480.5766	MHz	PASS

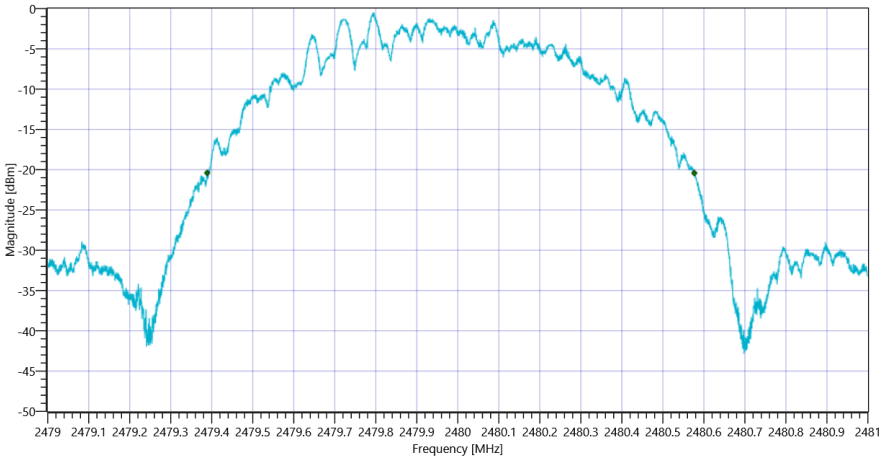

Plot_FCC Part 15.247 Bandwidth 99PCT-20dB ~ BT LE 1 Msps 20dB_14012021_100358.png

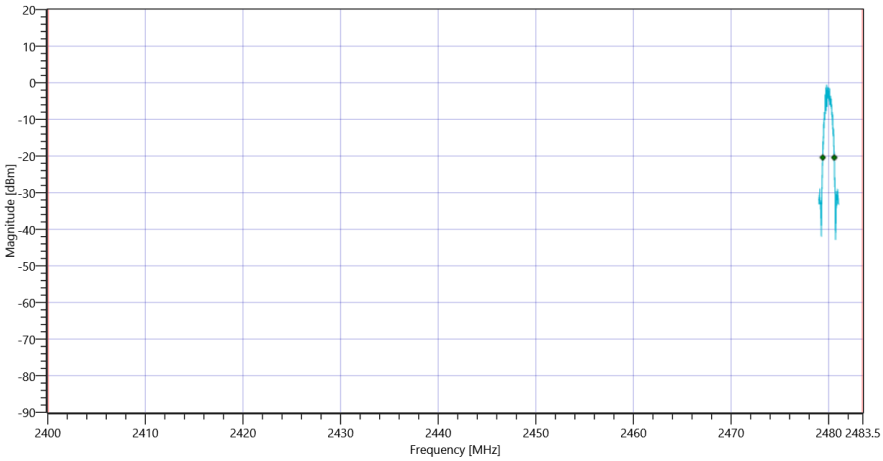

Plot_FCC Part 15.247 Bandwidth 99PCT-20dB ~ BT LE 1 Msps_14012021_100404.png

TEST FINISHED		
General Verdict	14.01.2021 10:04:04 / RT: 49 s	PASS

13. FCC Part 15.247 TX Spurious Conduced ~ BT LE 1 Msps

Test References	
TC Start	14.01.2021 09:27:14
Ambit Temp [°C] | Humidity [rel%]	23.9 | 24
System Version	1.9.9.2
Test Specification	FCC Part 15.247
Test Method	IF DTS then 8.5 DTS emissions in non-restricted frequency bands: Subclause 11.11 of ANSI C63.10 is applicable.
TC Version	0.0.1
My Description	FCC 15.247 TX Emissions Conducted DTS - BT LE 1 Msps
Add. Information	

Test Parameter	
Technology to test	BT LE 1 Msps
Antenna Port used	1
Temperature	nom
Voltage	nom
Frequency low to test	True | Freq [MHz] 2401
Frequency mid to test	False | Freq [MHz] 2440
Frequency high to test	False | Freq [MHz] 2480
Auto Control enabled Power Supply | Climatic Box	No | No
Additional Path Loss [dB]	0
Switched Path	IUT - SignalingUnit - SpectrumAnalyzer
Devices in use	| SA: Rohde&Schwarz,FSV-40,1307.9002K40/101042,3.60

Test at TX 2401 MHz

READ SA SETTINGS:	
RefLevel [dBm] | RefLevelOffset [dB] | InpAtt [dB]	8.48 | 0 | 25
Start [MHz] | Stop [MHz]	24530.000 | 25030.000
RBW [MHz] | VBW [MHz]	0.100000 | 0.300000
Detector | TraceMode	POS | MAXH
Sweep: Time [ms] | Count | Points per Section | Type	500 | 8 | 3001 | SWE

RESULT

Test Description	Lower Limit	Upper Limit	Measured	Unit	Verdict
Reference @ 2401.33 MHz	---	---	7.34	dBm	INFO
No peaks detected	---	---			PASS
Lowest margin to limit 2399.833 MHz	0	---	15.68	dB	INFO

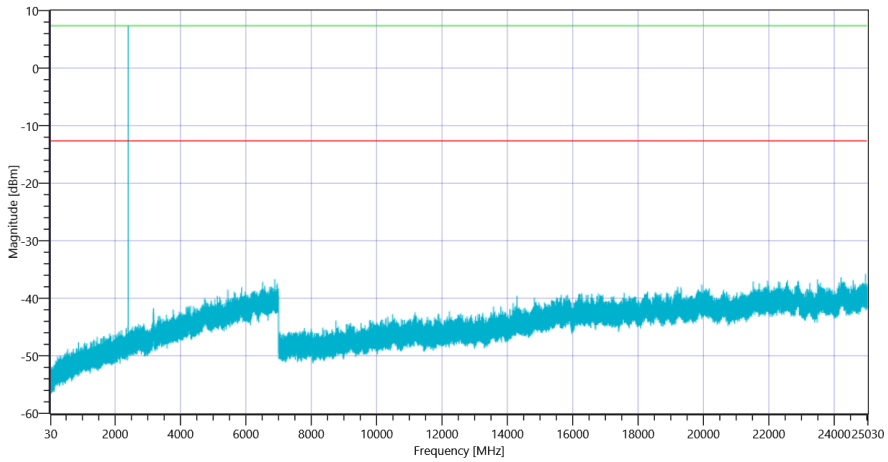

Plot_FCC Part 15.247 TX Spurious Conduced ~ BT LE 1 Msps 2401_14012021_093224.png

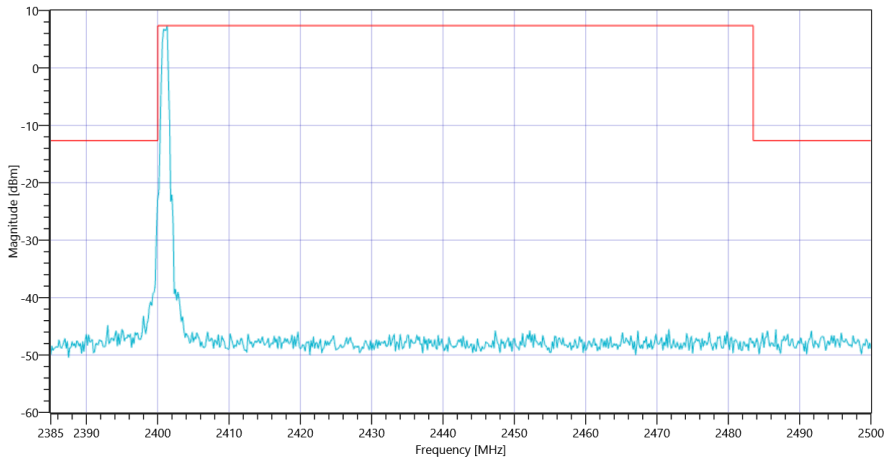

Plot_FCC Part 15.247 TX Spurious Conduced ~ BT LE 1 Msps 2401_14012021_093228.png

TEST FINISHED		
General Verdict	14.01.2021 09:32:29 / RT: 315 s	PASS

14. FCC Part 15.247 TX Spurious Conduced ~ BT LE 1 Msps

Test References	
TC Start	14.01.2021 09:41:20
Ambit Temp [°C] | Humidity [rel%]	23.9 | 25
System Version	1.9.9.2
Test Specification	FCC Part 15.247
Test Method	IF DTS then 8.5 DTS emissions in non-restricted frequency bands: Subclause 11.11 of ANSI C63.10 is applicable.
TC Version	0.0.1
My Description	FCC 15.247 TX Emissions Conducted DTS - BT LE 1 Msps
Add. Information	

Test Parameter	
Technology to test	BT LE 1 Msps
Antenna Port used	1
Temperature	nom
Voltage	nom
Frequency low to test	False | Freq [MHz] 2402
Frequency mid to test	True | Freq [MHz] 2440
Frequency high to test	False | Freq [MHz] 2480
Auto Control enabled Power Supply | Climatic Box	No | No
Additional Path Loss [dB]	0
Switched Path	IUT - SignalingUnit - SpectrumAnalyzer
Devices in use	| SA: Rohde&Schwarz,FSV-40,1307.9002K40/101042,3.60

Test at TX 2440 MHz

READ SA SETTINGS:	
RefLevel [dBm] | RefLevelOffset [dB] | InpAtt [dB]	7.10 | 0 | 25
Start [MHz] | Stop [MHz]	24530.000 | 25030.000
RBW [MHz] | VBW [MHz]	0.100000 | 0.300000
Detector | TraceMode	POS | MAXH
Sweep: Time [ms] | Count | Points per Section | Type	500 | 8 | 3001 | SWE

RESULT

Test Description	Lower Limit	Upper Limit	Measured	Unit	Verdict
Reference @ 2440.00 MHz	---	---	5.62	dBm	INFO
No peaks detected	---	---			PASS
Lowest margin to limit 6778.667 MHz	0	---	21.96	dB	INFO

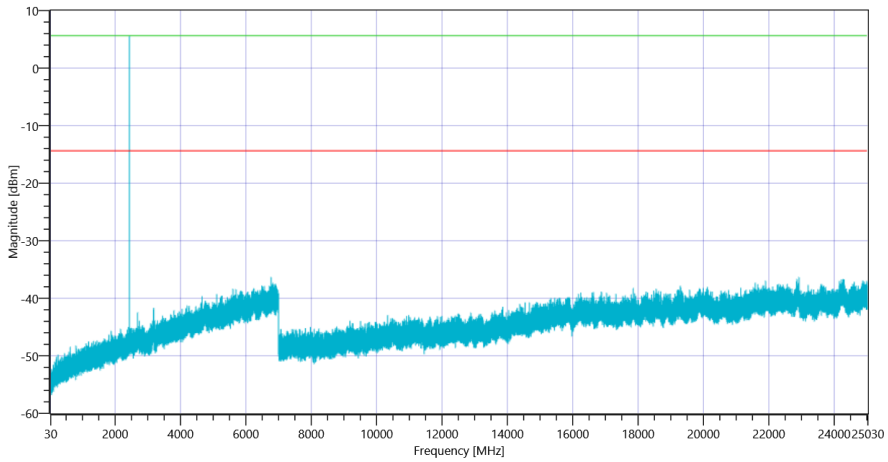

Plot_FCC Part 15.247 TX Spurious Conduced ~ BT LE 1 Msps 2440_14012021_094624.png

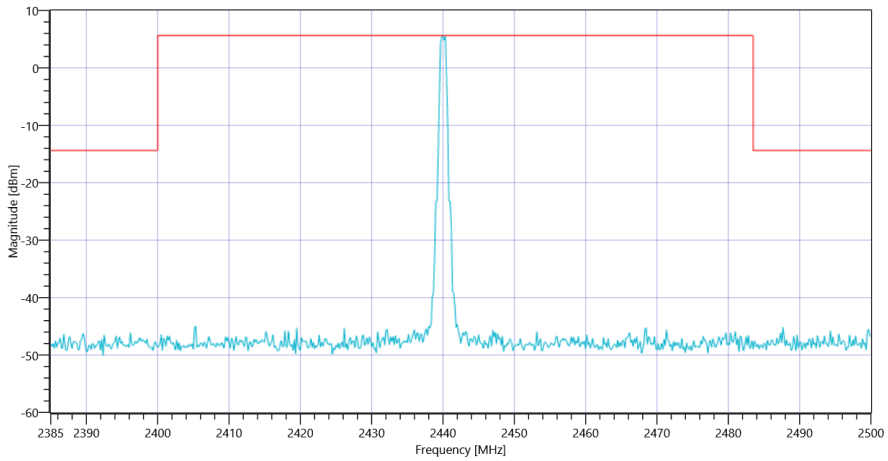

Plot_FCC Part 15.247 TX Spurious Conduced ~ BT LE 1 Msps 2440_14012021_094629.png

TEST FINISHED		
General Verdict	14.01.2021 09:46:30 / RT: 309 s	PASS

15. FCC Part 15.247 TX Spurious Conduced ~ BT LE 1 Msps

Test References	
TC Start	14.01.2021 10:04:09
Ambit Temp [°C] | Humidity [rel%]	24.0 | 24
System Version	1.9.9.2
Test Specification	FCC Part 15.247
Test Method	IF DTS then 8.5 DTS emissions in non-restricted frequency bands: Subclause 11.11 of ANSI C63.10 is applicable.
TC Version	0.0.1
My Description	FCC 15.247 TX Emissions Conducted DTS - BT LE 1 Msps
Add. Information	

Test Parameter	
Technology to test	BT LE 1 Msps
Antenna Port used	1
Temperature	nom
Voltage	nom
Frequency low to test	False | Freq [MHz] 2402
Frequency mid to test	False | Freq [MHz] 2440
Frequency high to test	True | Freq [MHz] 2480
Auto Control enabled Power Supply | Climatic Box	No | No
Additional Path Loss [dB]	0
Switched Path	IUT - SignalingUnit - SpectrumAnalyzer
Devices in use	| SA: Rohde&Schwarz,FSV-40,1307.9002K40/101042,3.60

Test at TX 2480 MHz

READ SA SETTINGS:	
RefLevel [dBm] | RefLevelOffset [dB] | InpAtt [dB]	5.67 | 0 | 25
Start [MHz] | Stop [MHz]	24530.000 | 25030.000
RBW [MHz] | VBW [MHz]	0.100000 | 0.300000
Detector | TraceMode	POS | MAXH
Sweep: Time [ms] | Count | Points per Section | Type	500 | 8 | 3001 | SWE

RESULT

Test Description	Lower Limit	Upper Limit	Measured	Unit	Verdict
Reference @ 2479.83 MHz	---	---	4.08	dBm	INFO
No peaks detected	---	---			PASS
Lowest margin to limit 22857.333 MHz	0	---	20.85	dB	INFO

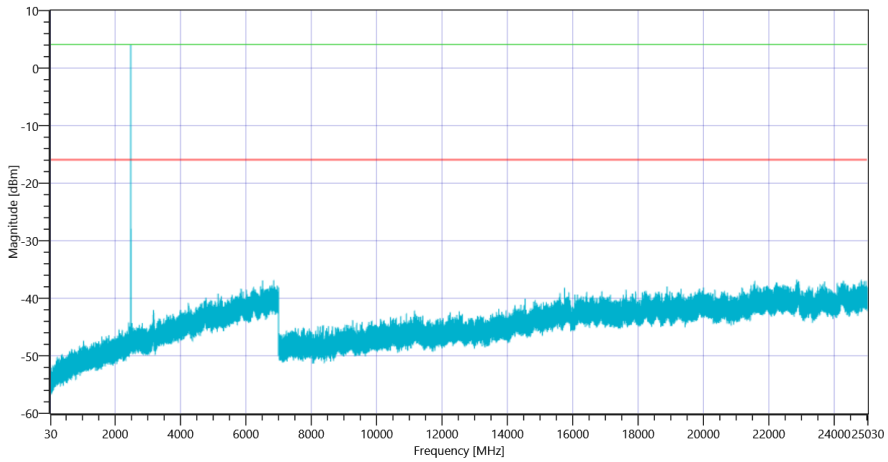

Plot_FCC Part 15.247 TX Spurious Conduced ~ BT LE 1 Msps 2480_14012021_100913.png

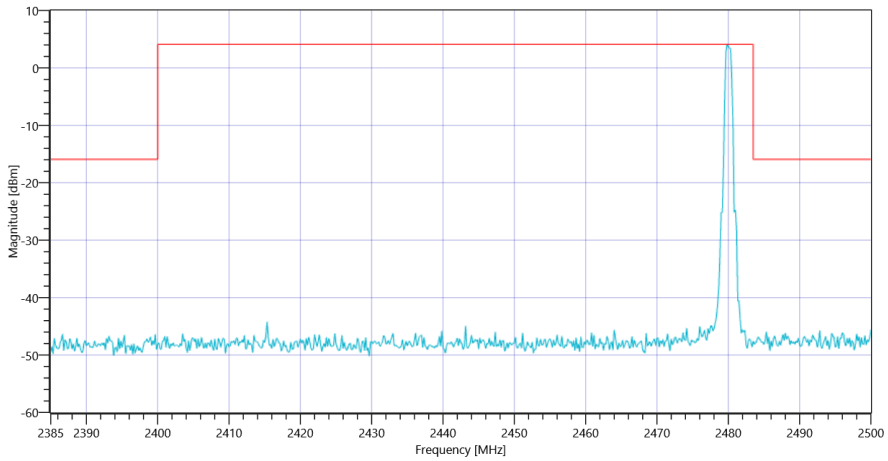

Plot_FCC Part 15.247 TX Spurious Conduced ~ BT LE 1 Msps 2480_14012021_100917.png

TEST FINISHED		
General Verdict	14.01.2021 10:09:19 / RT: 310 s	PASS

16. FCC Part 15.247 Restricted Band Edge Conducted Avg DC corrected DTS (eirp) ~ BT LE 1 Msps

Test References	
TC Start	14.01.2021 09:32:33
Ambit Temp [°C] | Humidity [rel%]	23.8 | 24
System Version	1.9.9.2
Test Specification	FCC Part 15.247
Test Method	DTS: KDB 558074 D01 V05 - 8.7.3 Integration Method; ANSI C63.10-2013 11.13.3.4 Trace averaging across on- and off-times of the EUT transmissions followed by duty cycle correction
TC Version	0.0.1
My Description	FCC 15.247 Restricted Band Edge Cond. Avg DC corrected DTS - BT LE 1 Msps
Add. Information	

Test Parameter	
Technology to test	BT LE 1 Msps
Antenna Port used	1
Temperature	nom
Voltage	nom
Frequency low to test	True | Freq [MHz] 2401
Frequency mid to test	False | Freq [MHz] 2440
Frequency high to test	False | Freq [MHz] 2480
Auto Control enabled Power Supply | Climatic Box	No | No
Additional Path Loss [dB]	0
Switched Path	IUT - SignalingUnit - SpectrumAnalyzer
Devices in use	| SA: Rohde&Schwarz,FSV-40,1307.9002K40/101042,3.60

Antenna Gain Table	
Freq [MHz]	Gain [dBi]
1000	0
2402	0
2500	0

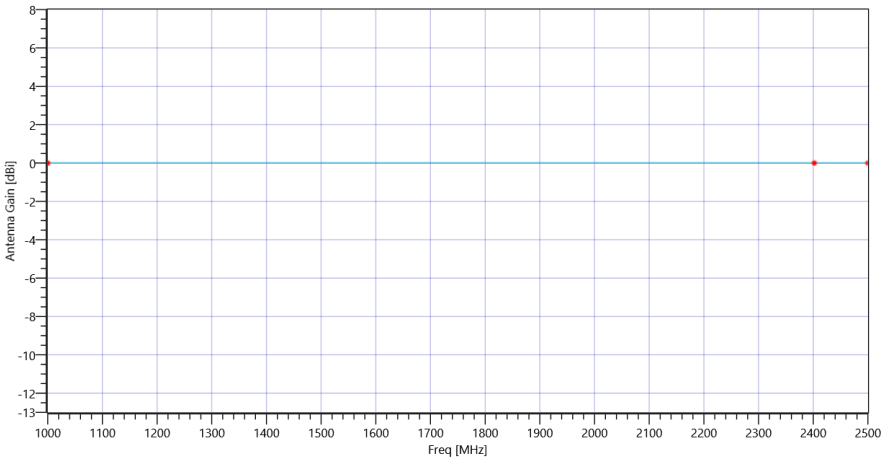

Plot__GainTable_14012021_093240.png

Test at TX 2401 MHz

Duty Cycle evaluation					
Test Description	Lower Limit	Upper Limit	Measured	Unit	Verdict
No enough Bursts detected, Duty Cycle Burst Ratio set to 1					
Duty Cycle (Burst Ratio) max	---	---	1	---	INFO
Duty Cycle max	---	---	0	dB	INFO
Duty Cycle (Burst Ratio) min	---	---	1	---	INFO
Duty Cycle min	---	---	0	dB	INFO

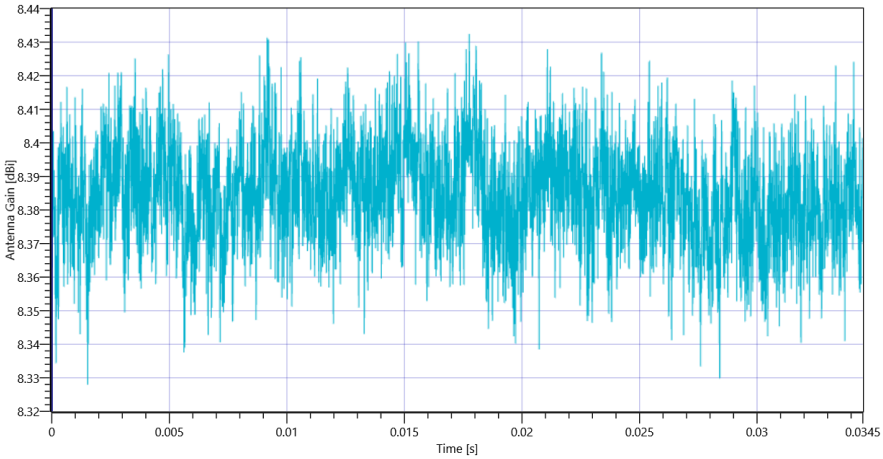

Plot_FCC Part 15.247 Restricted Band Edge Conducted Avg DC corrected DTS (eirp) ~ BT LE 1 Msps 2401 MHz - DutyCycle_14012021_093623.png

READ SA SETTINGS:	
RefLevel [dBm] | RefLevelOffset [dB] | InpAtt [dB]	18.51 | 15.56 | 20
Start [MHz] | Stop [MHz]	2388.000 | 2390.000
RBW [MHz] | VBW [MHz]	0.100000 | 0.500000
Detector | TraceMode	RMS | AVER
Sweep: Time [ms] | Count | Points per Section | Type	32 | 300 | 32000 | SWE

Antenna Gain	
Considered Antenna Gain: [dBi]:	0 @ 2389.5MHz

RESULT					
Test Description	Lower Limit	Upper Limit	Measured	Unit	Verdict
Duty Cylce worst case	---	---	0	dB	INFO
Band Power Avg	---	---	-52.03	dBm	INFO
Band Power Avg DC corrected	---	---	-52.03	dBm	PASS

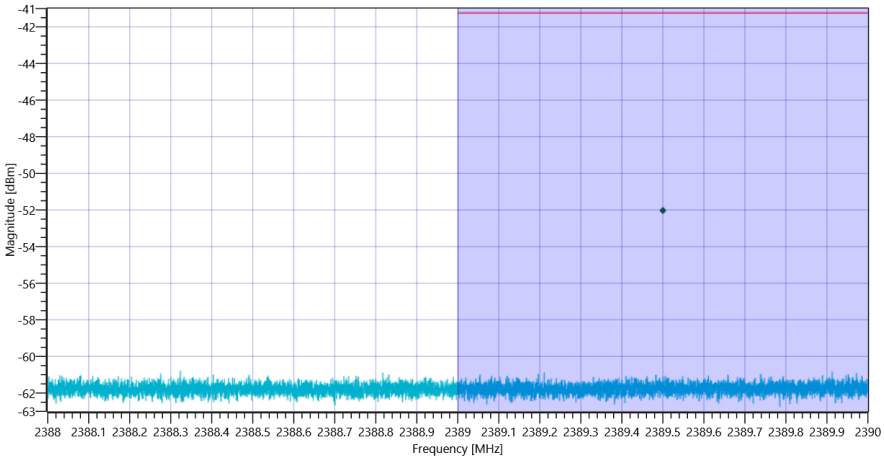

Plot_FCC Part 15.247 Restricted Band Edge Conducted Avg DC corrected DTS (eirp) ~ BT LE 1 Msps_14012021_093650.png

TEST FINISHED		
General Verdict	14.01.2021 09:36:51 / RT: 257 s	PASS

17. FCC Part 15.247 Restricted Band Edge Conducted Avg DC corrected DTS (eirp) ~ BT LE 1 Msps

Test References	
TC Start	14.01.2021 10:09:23
Ambit Temp [°C] | Humidity [rel%]	24.0 | 24
System Version	1.9.9.2
Test Specification	FCC Part 15.247
Test Method	DTS: KDB 558074 D01 V05 - 8.7.3 Integration Method; ANSI C63.10-2013 11.13.3.4 Trace averaging across on- and off-times of the EUT transmissions followed by duty cycle correction
TC Version	0.0.1
My Description	FCC 15.247 Restricted Band Edge Cond. Avg DC corrected DTS - BT LE 1 Msps
Add. Information	

Test Parameter	
Technology to test	BT LE 1 Msps
Antenna Port used	1
Temperature	nom
Voltage	nom
Frequency low to test	False | Freq [MHz] 2402
Frequency mid to test	False | Freq [MHz] 2440
Frequency high to test	True | Freq [MHz] 2480
Auto Control enabled Power Supply | Climatic Box	No | No
Additional Path Loss [dB]	0
Switched Path	IUT - SignalingUnit - SpectrumAnalyzer
Devices in use	| SA: Rohde&Schwarz,FSV-40,1307.9002K40/101042,3.60

Antenna Gain Table	
Freq [MHz]	Gain [dBi]
1000	0
2402	0
2500	0

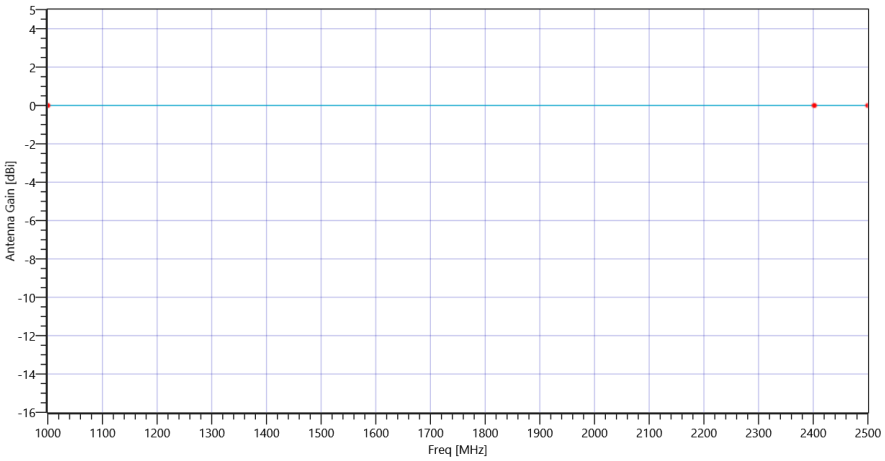

Plot__GainTable_14012021_100930.png

Test at TX 2480 MHz

Duty Cycle evaluation					
Test Description	Lower Limit	Upper Limit	Measured	Unit	Verdict
No enough Bursts detected, Duty Cycle Burst Ratio set to 1					
Duty Cycle (Burst Ratio) max	---	---	1	---	INFO
Duty Cycle max	---	---	0	dB	INFO
Duty Cycle (Burst Ratio) min	---	---	1	---	INFO
Duty Cycle min	---	---	0	dB	INFO

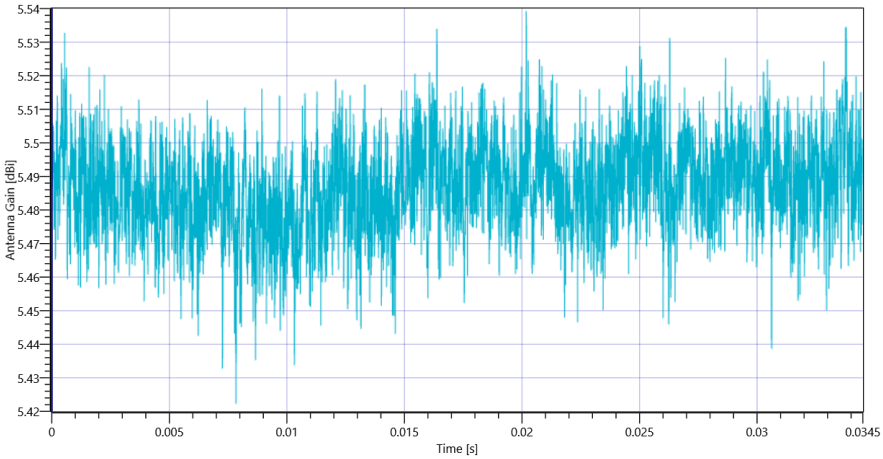

Plot_FCC Part 15.247 Restricted Band Edge Conducted Avg DC corrected DTS (eirp) ~ BT LE 1 Msps 2480 MHz - DutyCycle_14012021_100947.png

READ SA SETTINGS:	
RefLevel [dBm] | RefLevelOffset [dB] | InpAtt [dB]	15.69 | 15.41 | 20
Start [MHz] | Stop [MHz]	2483.500 | 2485.500
RBW [MHz] | VBW [MHz]	0.100000 | 0.500000
Detector | TraceMode	RMS | AVER
Sweep: Time [ms] | Count | Points per Section | Type	32 | 300 | 32000 | SWE

Antenna Gain	
Considered Antenna Gain: [dBi]:	0 @ 2484MHz

RESULT					
Test Description	Lower Limit	Upper Limit	Measured	Unit	Verdict
Duty Cylce worst case	---	---	0	dB	INFO
Band Power Avg	---	---	-50.91	dBm	INFO
Band Power Avg DC corrected	---	---	-50.91	dBm	PASS

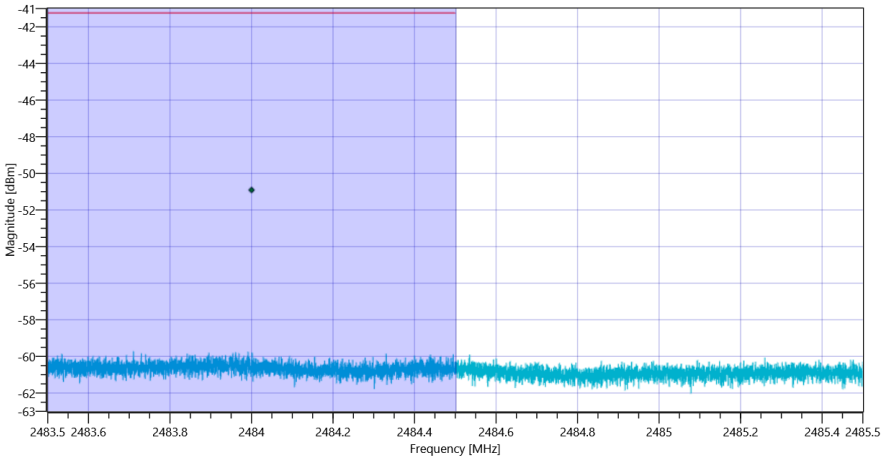

Plot_FCC Part 15.247 Restricted Band Edge Conducted Avg DC corrected DTS (eirp) ~ BT LE 1 Msps_14012021_101013.png

TEST FINISHED		
General Verdict	14.01.2021 10:10:14 / RT: 50 s	PASS

- END OF DOCUMENT -