Mode	2	
	Band Edge - L	
	2400-2483.5_Bluetooth-LE GFSK_CH38_2440MHz	
ANT	0	
Pol.	Vertical	Fundamental
Peak	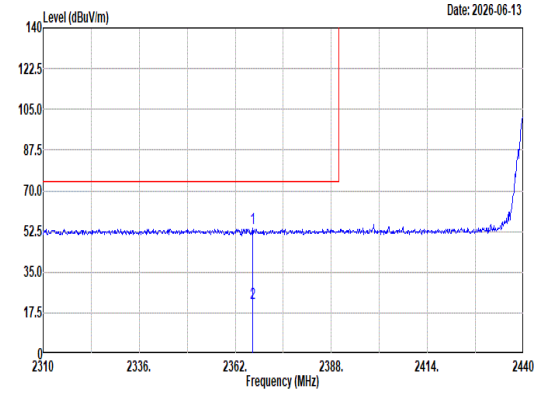 Site : 03CH12-HY Condition: PEAK_BE_74 3m 9120D-02114-250702 VERTICAL : RBW:1000.000kHz VBW:3000.000kHz SWT:Auto Freq Level Limit Line Margin Read Level Ant Factor Cable Loss Preamp Factor Aux Factor APos TPos Remark MHz dBuV/m dBuV/m dB dBuV dB/m dB dB dB cm deg 1 2366.68 53.82 74.00 -20.18 43.95 27.30 6.75 34.21 10.03 300 112 Peak 2 2366.68 21.57 54.00 -32.43 -- -- -- -- -- -- -- AVERAGE	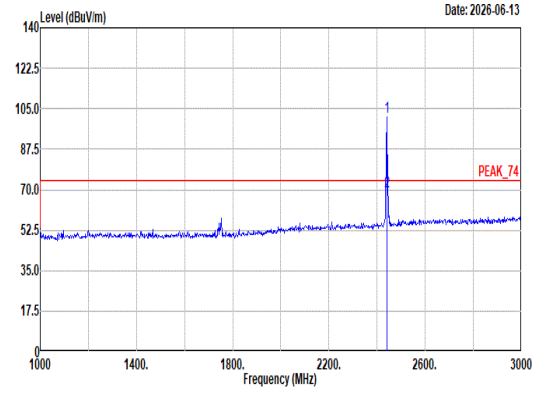 Site : 03CH12-HY Condition: PEAK_74 3m 9120D-02114-250702 VERTICAL : RBW:1000.000kHz VBW:3000.000kHz SWT:Auto Freq Level Limit Line Margin Read Level Ant Factor Cable Loss Preamp Factor Aux Factor APos TPos Remark MHz dBuV/m dBuV/m dB dBuV dB/m dB dB dB cm deg 1 2440.00 101.61 ------ ------ 91.26 27.60 6.86 34.14 10.03 300 112 Peak 2 2440.00 69.36 ------ ------ -- -- -- -- -- -- -- Average

Mode	2	
	Band Edge - R	
	2400-2483.5_Bluetooth-LE GFSK_CH38_2440MHz	
ANT	0	
Pol.	Vertical	Fundamental
Peak	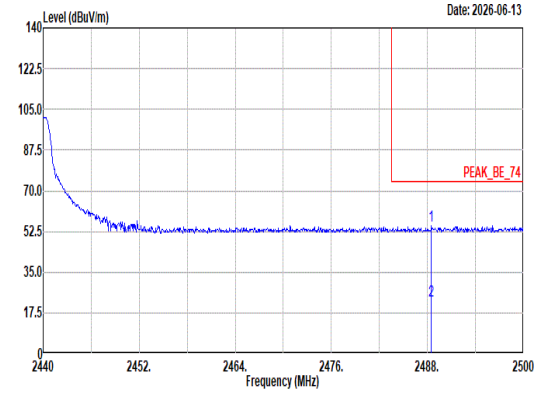 Site : 03CH12-HY Condition: PEAK_BE_74 3m 9120D-02114-250702 VERTICAL : RBW:1000.000kHz VBW:3000.000kHz SWT:Auto Limit Read Ant Cable Preamp Aux APos TPos Freq Level Line Margin Level Factor Loss Factor Factor Remark MHz dBuV/m dBuV/m dB dBuV dB/m dB dB dB cm deg 1 2488.48 55.19 74.00 -18.81 44.34 27.98 6.93 34.09 10.03 300 112 Peak 2 2488.48 22.94 54.00 -31.06 -- -- -- -- -- -- -- AVERAGE	Blank

Mode	2	
	Harmonic	
	2400-2483.5_Bluetooth-LE GFSK_CH38_2440MHz	
ANT	0	
Pol.	Horizontal	Vertical
Peak Avg	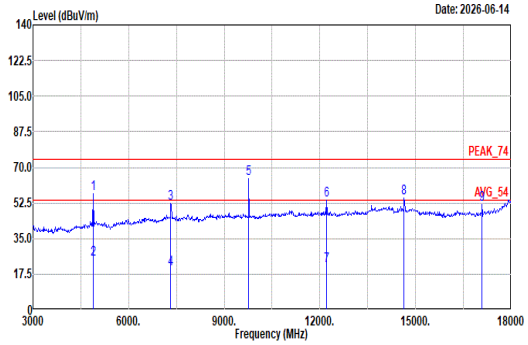 Site : 03CH12-HY Condition: PEAK_74 3m 9120D-02114-250702 HORIZONTAL Freq Level Limit Line Margin Read Level Ant Factor Cable Loss Preamp Factor Aux Factor APos TPos Remark MHz dBuV/m dBuV/m dB dBuV dB/m dB dB dB cm deg 1 4880.00 57.08 74.00 -16.92 68.13 32.84 11.39 55.88 0.60 111 0 Peak 2 4880.00 24.83 54.00 -29.17 -- -- -- -- -- -- -- Average 3 7320.00 52.29 74.00 -21.71 57.85 37.10 13.39 56.45 0.40 100 328 Peak 4 7320.00 20.04 54.00 -33.96 -- -- -- -- -- -- -- Average 5 9760.00 64.34 ------ ------ 66.60 38.12 15.57 56.15 0.20 300 43 Peak 6 12200.00 53.95 74.00 -20.05 51.39 39.30 17.26 54.56 0.56 134 0 Peak 7 12200.00 21.70 54.00 -32.30 -- -- -- -- -- -- -- Average 8 14640.00 54.83 ------ ------ 49.12 40.62 18.97 54.51 0.63 338 0 Peak 9 17080.00 52.00 ------ ------ 49.38 38.04 20.38 56.57 0.77 200 48 Peak	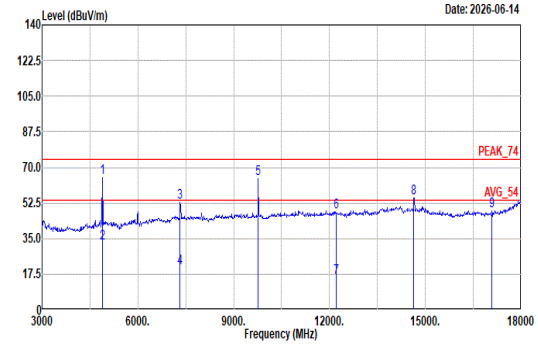 Site : 03CH12-HY Condition: PEAK_74 3m 9120D-02114-250702 VERTICAL Freq Level Limit Line Margin Read Level Ant Factor Cable Loss Preamp Factor Aux Factor APos TPos Remark MHz dBuV/m dBuV/m dB dBuV dB/m dB dB dB cm deg 1 4880.00 64.75 74.00 -9.25 75.80 32.84 11.39 55.88 0.60 100 311 Peak 2 4880.00 32.50 54.00 -21.50 -- -- -- -- -- -- -- Average 3 7320.00 52.76 74.00 -21.24 58.32 37.10 13.39 56.45 0.40 100 17 Peak 4 7320.00 20.51 54.00 -33.49 -- -- -- -- -- -- -- Average 5 9760.00 64.34 ------ ------ 66.60 38.12 15.57 56.15 0.20 300 322 Peak 6 12200.00 48.28 74.00 -25.72 45.72 39.30 17.26 54.56 0.56 300 87 Peak 7 12200.00 16.03 54.00 -37.97 -- -- -- -- -- -- -- Average 8 14640.00 55.07 ------ ------ 49.36 40.62 18.97 54.51 0.63 138 0 Peak 9 17080.00 48.47 ------ ------ 45.85 38.04 20.38 56.57 0.77 200 149 Peak

Remark: The unwanted signal #5, #8, #9 can be ignored since it falls within the non-restricted band and meet the requirements of 15.247 (d).

Mode	2	
	Harmonic	
	2400-2483.5_Bluetooth-LE GFSK_CH38_2440MHz	
ANT	0	
Pol.	Horizontal	Vertical
14.47G ~14.5G Avg	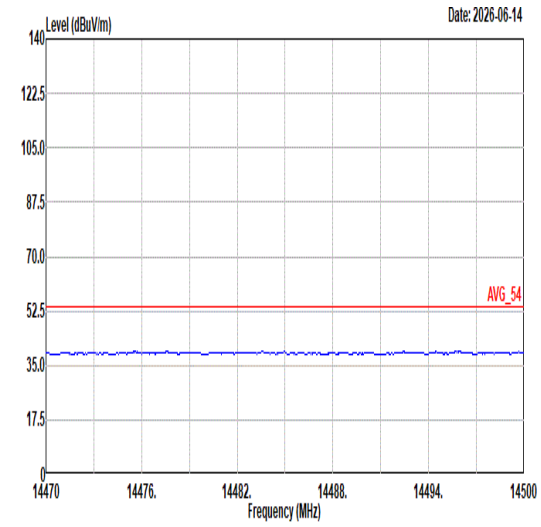 Site : 03CH12-HY Condition: AVG_54 3m 9120D-02114-250702 HORIZONTAL	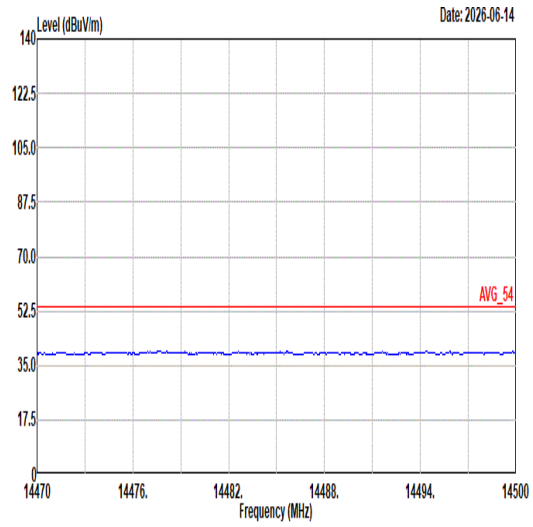 Site : 03CH12-HY Condition: AVG_54 3m 9120D-02114-250702 VERTICAL
17.7G ~18G Avg	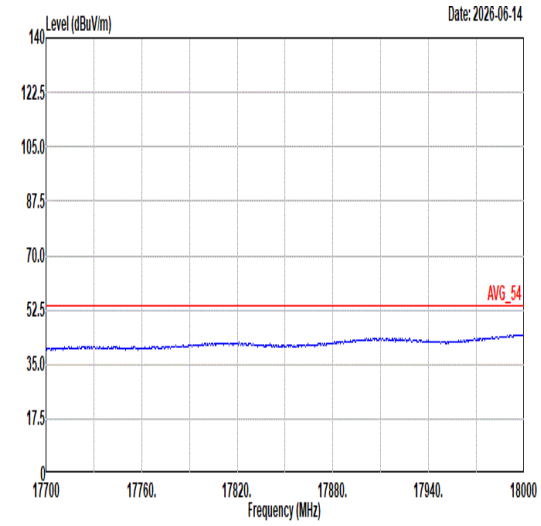 Site : 03CH12-HY Condition: AVG_54 3m 9120D-02114-250702 HORIZONTAL	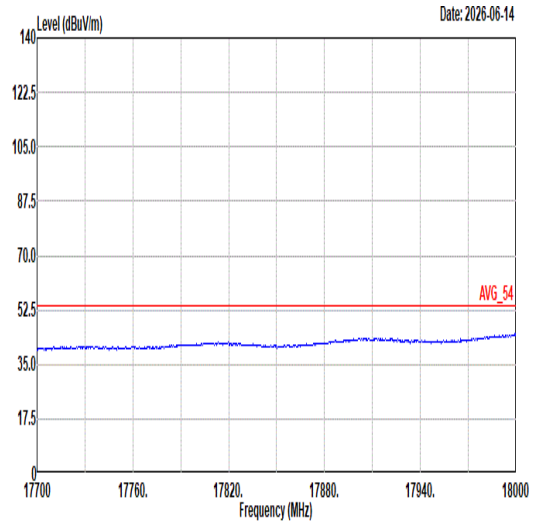 Site : 03CH12-HY Condition: AVG_54 3m 9120D-02114-250702 VERTICAL

Mode	3	
	Band Edge	
	2400-2483.5_Bluetooth-LE GFSK_CH76_2478MHz	
ANT	0	
Pol.	Horizontal	Fundamental
Peak	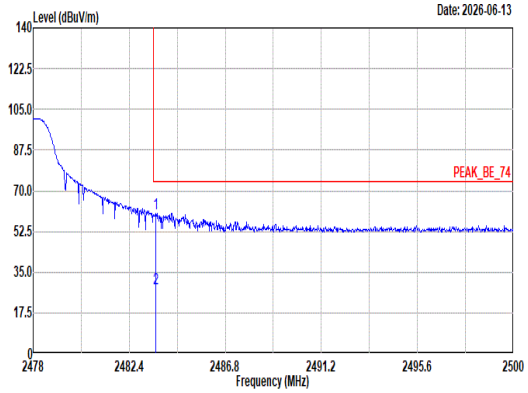 Site : 03CH12-HY Condition: PEAK_BE_74 3m 9120D-02114-250702 HORIZONTAL : RBW:1000.000kHz VBW:3000.000kHz SWT:Auto Freq Level Limit Line Margin Read Level Ant Factor Cable Loss Preamp Factor Aux Factor APos TPos Remark MHz dBuV/m dBuV/m dB dBuV dB/m dB dB dB cm deg 1 2483.63 60.25 74.00 -13.75 49.45 27.94 6.93 34.10 10.03 376 116 Peak 2 2483.63 28.00 54.00 -26.00 -- -- -- -- -- -- -- AVERAGE	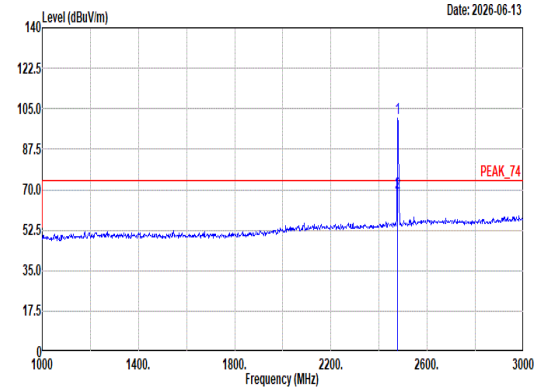 Site : 03CH12-HY Condition: PEAK_74 3m 9120D-02114-250702 HORIZONTAL : RBW:1000.000kHz VBW:3000.000kHz SWT:Auto Freq Level Limit Line Margin Read Level Ant Factor Cable Loss Preamp Factor Aux Factor APos TPos Remark MHz dBuV/m dBuV/m dB dBuV dB/m dB dB dB cm deg 1 2478.00 101.05 ------ ------ 90.32 27.88 6.92 34.10 10.03 376 116 Peak 2 2478.00 68.80 ------ ------ -- -- -- -- -- -- -- Average

Mode	3	
	Band Edge	
	2400-2483.5_Bluetooth-LE GFSK_CH76_2478MHz	
ANT	0	
Pol.	Vertical	Fundamental
Peak	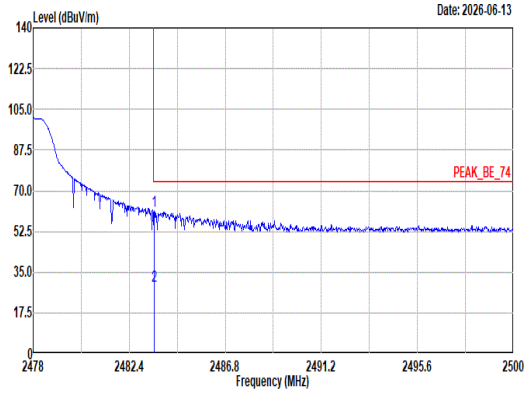 Site : 03CH12-HY Condition: PEAK_BE_74 3m 9120D-02114-250702 VERTICAL : RBW:1000.000kHz VBW:3000.000kHz SWT:Auto Freq Level Limit Line Margin Read Level Ant Factor Cable Loss Preamp Factor Aux Factor APos TPos Remark MHz dBuV/m dBuV/m dB dBuV dB/m dB dB dB cm deg 1 2483.54 61.34 74.00 -12.66 50.54 27.94 6.93 34.10 10.03 300 115 Peak 2 2483.54 29.09 54.00 -24.91 -- -- -- -- -- -- -- AVERAGE	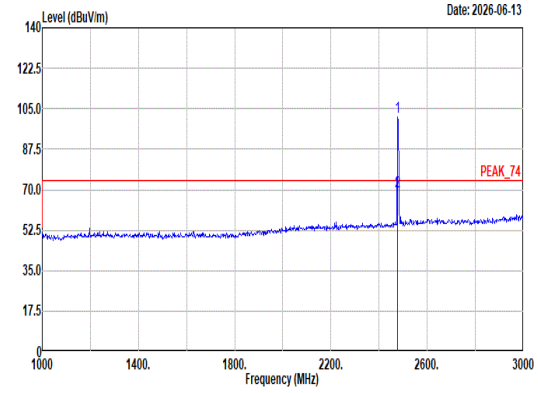 Site : 03CH12-HY Condition: PEAK_74 3m 9120D-02114-250702 VERTICAL : RBW:1000.000kHz VBW:3000.000kHz SWT:Auto Freq Level Limit Line Margin Read Level Ant Factor Cable Loss Preamp Factor Aux Factor APos TPos Remark MHz dBuV/m dBuV/m dB dBuV dB/m dB dB dB cm deg 1 2478.00 101.42 ------ ------ 90.69 27.88 6.92 34.10 10.03 300 115 Peak 2 2478.00 69.17 ------ ------ -- -- -- -- -- -- -- Average

Mode	3	
	Harmonic	
	2400-2483.5_Bluetooth-LE GFSK_CH76_2478MHz	
ANT	0	
Pol.	Horizontal	Vertical
Peak Avg	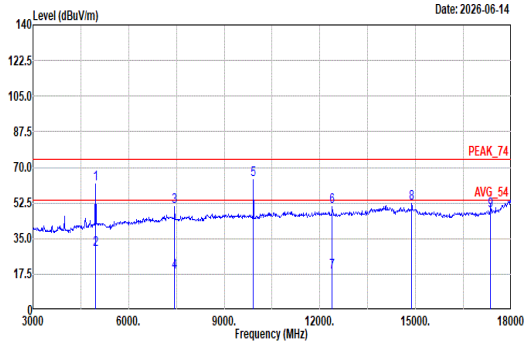 Site : 03CH12-HY Condition: PEAK_74 3m 9120D-02114-250702 HORIZONTAL Freq Level Limit Line Margin Read Level Ant Factor Cable Loss Preamp Factor Aux Factor APos TPos Remark MHz dBuV/m dBuV/m dB dBuV dB/m dB dB dB cm deg 1 4956.00 62.00 74.00 -12.00 72.72 33.42 11.18 55.91 0.59 300 206 Peak 2 4956.00 29.75 54.00 -24.25 -- -- -- -- -- -- -- Average 3 7434.00 50.61 74.00 -23.39 56.41 36.76 13.51 56.49 0.42 100 0 Peak 4 7434.00 18.36 54.00 -35.64 -- -- -- -- -- -- -- Average 5 9912.00 63.71 ------ ------ 65.81 38.20 15.53 56.10 0.27 300 118 Peak 6 12390.00 50.70 74.00 -23.30 48.48 38.92 17.34 54.60 0.56 256 360 Peak 7 12390.00 18.45 54.00 -35.55 -- -- -- -- -- -- -- Average 8 14868.00 52.29 ------ ------ 46.69 40.39 19.13 54.57 0.65 200 0 Peak 9 17340.00 48.39 ------ ------ 45.40 38.48 20.59 56.85 0.77 -- -- Peak	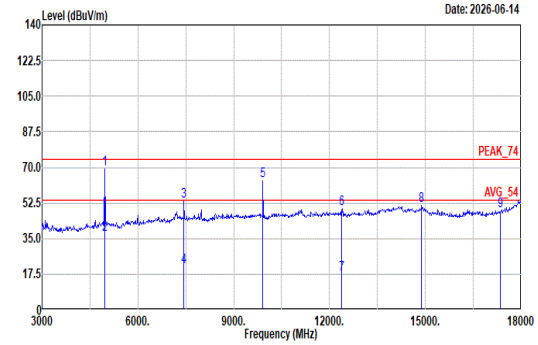 Site : 03CH12-HY Condition: PEAK_74 3m 9120D-02114-250702 VERTICAL Freq Level Limit Line Margin Read Level Ant Factor Cable Loss Preamp Factor Aux Factor APos TPos Remark MHz dBuV/m dBuV/m dB dBuV dB/m dB dB dB cm deg 1 4956.00 69.07 74.00 -4.93 79.79 33.42 11.18 55.91 0.59 125 0 Peak 2 4956.00 36.82 54.00 -17.18 -- -- -- -- -- -- -- Average 3 7434.00 53.41 74.00 -20.59 59.21 36.76 13.51 56.49 0.42 100 326 Peak 4 7434.00 21.16 54.00 -32.84 -- -- -- -- -- -- -- Average 5 9912.00 63.27 ------ ------ 65.37 38.20 15.53 56.10 0.27 400 350 Peak 6 12390.00 49.49 74.00 -24.51 47.27 38.92 17.34 54.60 0.56 121 0 Peak 7 12390.00 17.24 54.00 -36.76 -- -- -- -- -- -- -- Average 8 14868.00 51.02 ------ ------ 45.42 40.39 19.13 54.57 0.65 -- -- Peak 9 17346.00 48.46 ------ ------ 45.46 38.49 20.60 56.86 0.77 -- -- Peak

Remark: The unwanted signal #5, #8, #9 can be ignored since it falls within the non-restricted band and meet the requirements of 15.247 (d).

Mode	3	
	Harmonic	
	2400-2483.5_Bluetooth-LE GFSK_CH76_2478MHz	
ANT	0	
Pol.	Horizontal	Vertical
14.47G ~14.5G Avg	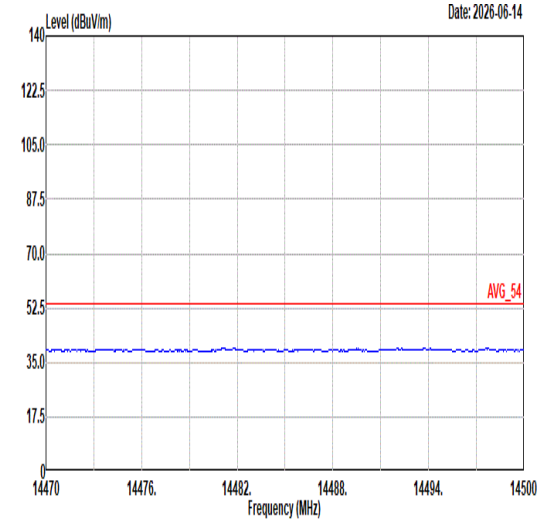 Site : 03CH12-HY Condition: AVG_54 3m 9120D-02114-250702 HORIZONTAL	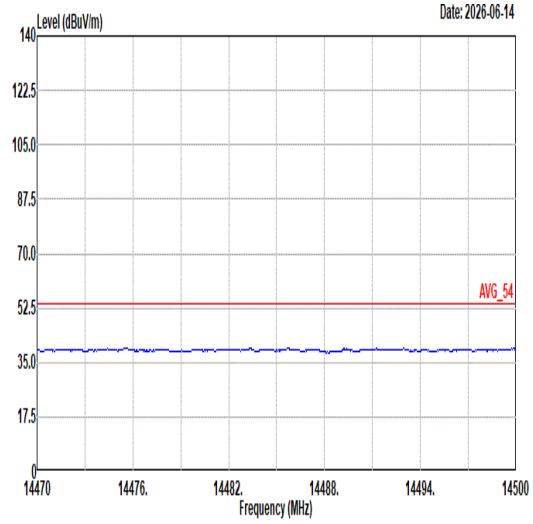 Site : 03CH12-HY Condition: AVG_54 3m 9120D-02114-250702 VERTICAL
17.7G ~18G Avg	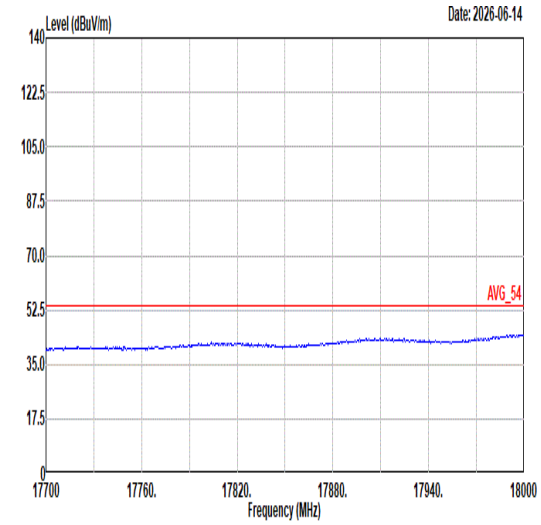 Site : 03CH12-HY Condition: AVG_54 3m 9120D-02114-250702 HORIZONTAL	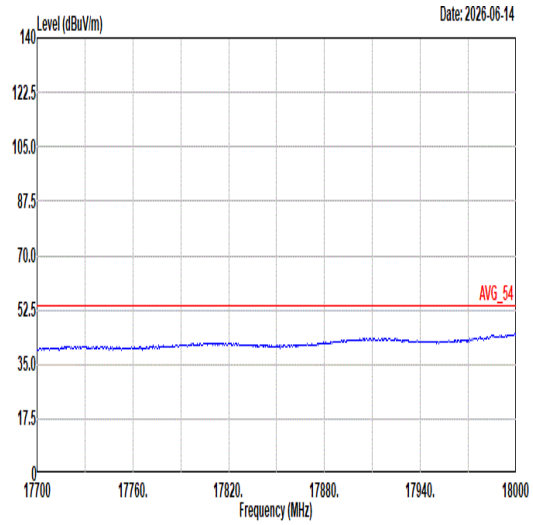 Site : 03CH12-HY Condition: AVG_54 3m 9120D-02114-250702 VERTICAL

Mode	4	
	Band Edge	
	2400-2483.5_Bluetooth-LE GFSK_CH02_2404MHz	
ANT	0	
Pol.	Horizontal	Fundamental
Peak	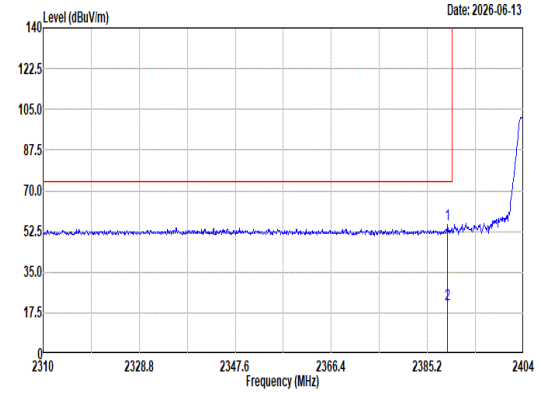 Site : 03CH12-HY Condition: PEAK_BE_74 3m 9120D-02114-250702 HORIZONTAL : RBW:1000.000kHz VBW:3000.000kHz SWT:Auto Freq Level Limit Line Margin Read Level Ant Factor Cable Loss Preamp Factor Aux Factor APos TPos Remark MHz dBuV/m dBuV/m dB dBuV dB/m dB dB dB cm deg 1 2389.15 55.32 74.00 -18.68 45.31 27.39 6.78 34.19 10.03 122 141 Peak 2 2389.15 20.99 54.00 -33.01 -- -- -- -- -- -- -- AVERAGE	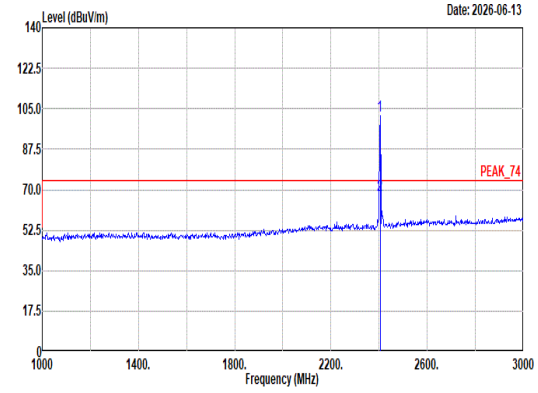 Site : 03CH12-HY Condition: PEAK_74 3m 9120D-02114-250702 HORIZONTAL : RBW:1000.000kHz VBW:3000.000kHz SWT:Auto Freq Level Limit Line Margin Read Level Ant Factor Cable Loss Preamp Factor Aux Factor APos TPos Remark MHz dBuV/m dBuV/m dB dBuV dB/m dB dB dB cm deg 1 2404.00 101.87 ------ ------ 91.80 27.40 6.81 34.17 10.03 122 141 Peak 2 2404.00 67.54 ------ ------ -- -- -- -- -- -- -- Average

Mode	4	
	Band Edge	
	2400-2483.5_Bluetooth-LE GFSK_CH02_2404MHz	
ANT	0	
Pol.	Vertical	Fundamental
Peak	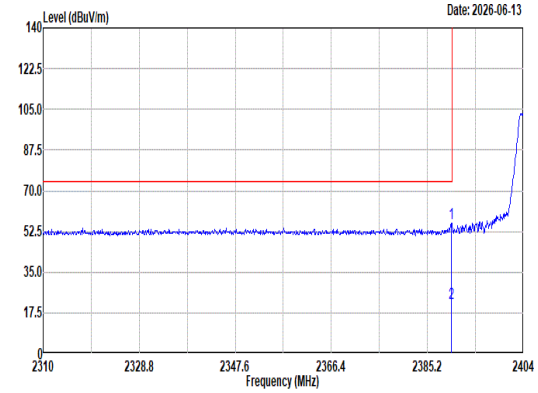 Site : 03CH12-HY Condition: PEAK_BE_74 3m 9120D-02114-250702 VERTICAL : RBW:1000.000kHz VBW:3000.000kHz SWT:Auto Freq Level Limit Line Margin Read Level Ant Factor Cable Loss Preamp Factor Aux Factor APos TPos Remark MHz dBuV/m dBuV/m dB dBuV dB/m dB dB dB cm deg 1 2389.90 55.91 74.00 -18.09 45.89 27.40 6.78 34.19 10.03 233 113 Peak 2 2389.90 21.58 54.00 -32.42 -- -- -- -- -- -- -- AVERAGE	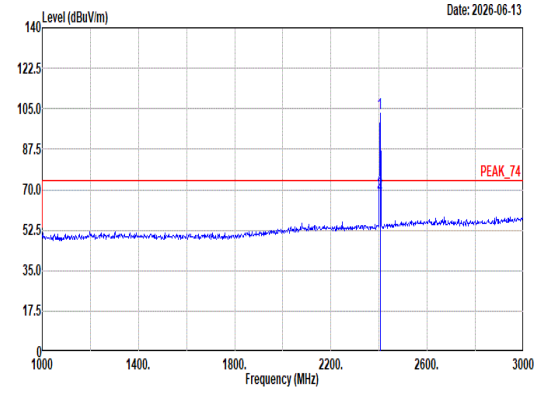 Site : 03CH12-HY Condition: PEAK_74 3m 9120D-02114-250702 VERTICAL : RBW:1000.000kHz VBW:3000.000kHz SWT:Auto Freq Level Limit Line Margin Read Level Ant Factor Cable Loss Preamp Factor Aux Factor APos TPos Remark MHz dBuV/m dBuV/m dB dBuV dB/m dB dB dB cm deg 1 2404.00 103.05 ------ ------ 92.98 27.40 6.81 34.17 10.03 233 113 Peak 2 2404.00 68.72 ------ ------ -- -- -- -- -- -- -- Average

Mode	4	
	Harmonic	
	2400-2483.5_Bluetooth-LE GFSK_CH02_2404MHz	
ANT	0	
Pol.	Horizontal	Vertical
Peak Avg	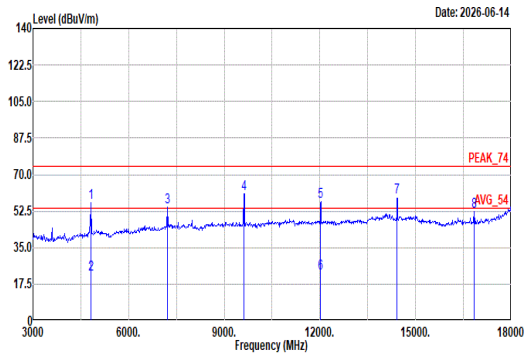 Site : 03CH12-HY Condition: PEAK_74 3m 9120D-02114-250702 HORIZONTAL Freq Level Limit Line Margin Read Level Ant Factor Cable Loss Preamp Factor Aux Factor APos TPos Remark MHz dBuV/m dBuV/m dB dBuV dB/m dB dB dB cm deg 1 4808.00 56.77 74.00 -17.23 68.05 32.35 11.60 55.85 0.62 100 344 Peak 2 4808.00 22.44 54.00 -31.56 -- -- -- -- -- -- -- Average 3 7212.00 54.27 ------ ------ 59.95 37.10 13.27 56.41 0.36 100 0 Peak 4 9616.00 60.85 ------ ------ 63.28 38.24 15.34 56.19 0.18 341 0 Peak 5 12020.00 57.05 74.00 -16.95 54.88 38.94 17.19 54.52 0.56 300 79 Peak 6 12020.00 22.72 54.00 -31.28 -- -- -- -- -- -- -- Average 7 14424.00 58.91 ------ ------ 53.34 40.55 18.82 54.40 0.60 322 0 Peak 8 16828.00 52.50 ------ ------ 49.59 38.06 20.13 56.06 0.78 200 78 Peak	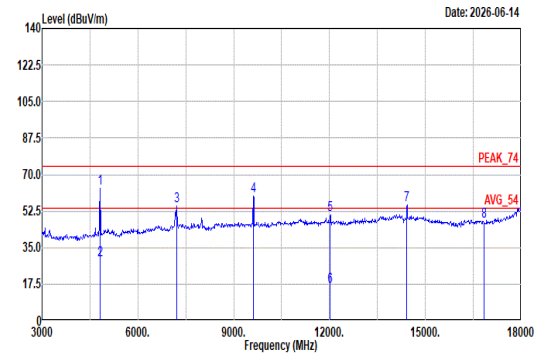 Site : 03CH12-HY Condition: PEAK_74 3m 9120D-02114-250702 VERTICAL Freq Level Limit Line Margin Read Level Ant Factor Cable Loss Preamp Factor Aux Factor APos TPos Remark MHz dBuV/m dBuV/m dB dBuV dB/m dB dB dB cm deg 1 4808.00 63.35 74.00 -10.65 74.63 32.35 11.60 55.85 0.62 100 329 Peak 2 4808.00 29.02 54.00 -24.98 -- -- -- -- -- -- -- Average 3 7212.00 54.87 ------ ------ 60.55 37.10 13.27 56.41 0.36 100 0 Peak 4 9616.00 59.61 ------ ------ 62.04 38.24 15.34 56.19 0.18 100 21 Peak 5 12020.00 50.80 74.00 -23.20 48.63 38.94 17.19 54.52 0.56 100 179 Peak 6 12020.00 16.47 54.00 -37.53 -- -- -- -- -- -- -- Average 7 14424.00 55.38 ------ ------ 49.81 40.55 18.82 54.40 0.60 400 360 Peak 8 16828.00 47.46 ------ ------ 44.55 38.06 20.13 56.06 0.78 -- -- Peak

Remark: The unwanted signal #3, #4, #7, #8 can be ignored since it falls within the non-restricted band and meet the requirements of 15.247 (d).

Mode	4	
	Harmonic	
	2400-2483.5_Bluetooth-LE GFSK_CH02_2404MHz	
ANT	0	
Pol.	Horizontal	Vertical
14.47G ~14.5G Avg	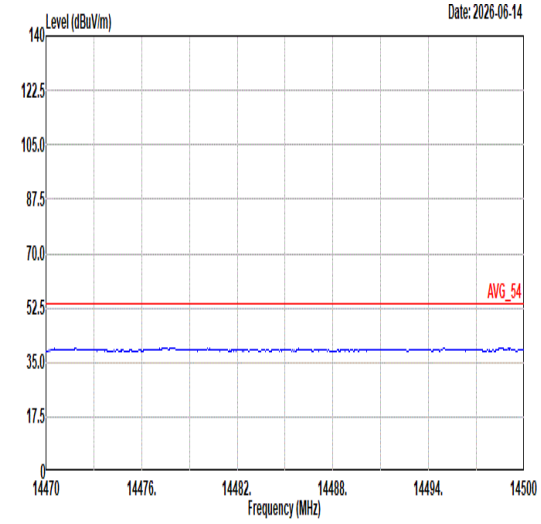 Site : 03CH12-HY Condition: AVG_54 3m 9120D-02114-250702 HORIZONTAL	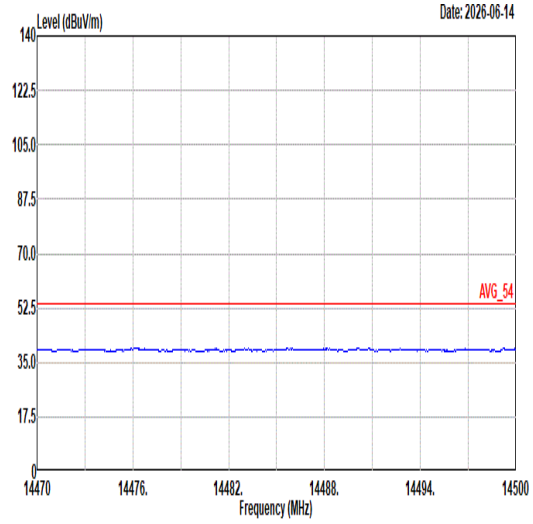 Site : 03CH12-HY Condition: AVG_54 3m 9120D-02114-250702 VERTICAL
17.7G ~18G Avg	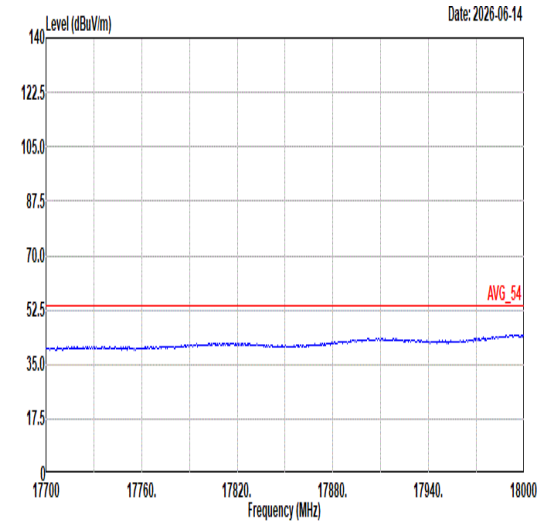 Site : 03CH12-HY Condition: AVG_54 3m 9120D-02114-250702 HORIZONTAL	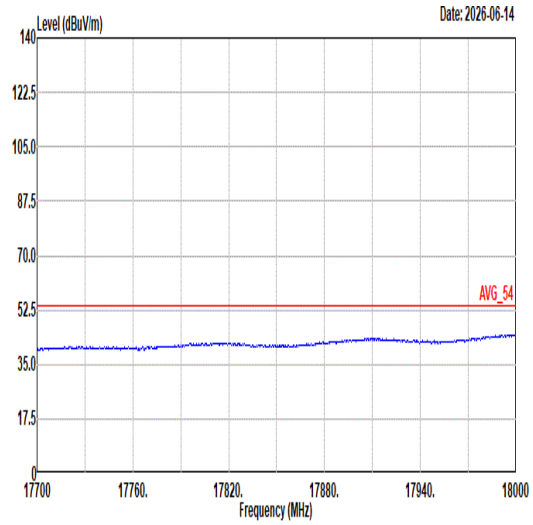 Site : 03CH12-HY Condition: AVG_54 3m 9120D-02114-250702 VERTICAL

Mode	5	
	Band Edge - L	
	2400-2483.5_Bluetooth-LE GFSK_CH38_2440MHz	
ANT	0	
Pol.	Horizontal	Fundamental
Peak	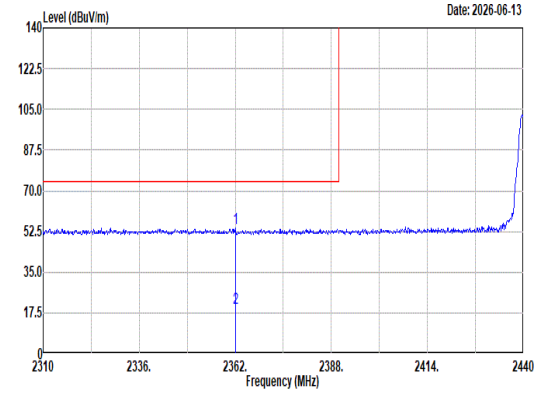 Site : 03CH12-HY Condition: PEAK_BE_74 3m 9120D-02114-250702 HORIZONTAL : RBW:1000.000kHz VBW:3000.000kHz SWT:Auto Freq Level Limit Line Margin Read Level Ant Factor Cable Loss Preamp Factor Aux Factor APos TPos Remark MHz dBuV/m dBuV/m dB dBuV dB/m dB dB dB cm deg 1 2362.00 53.91 74.00 -20.09 44.06 27.30 6.74 34.22 10.03 141 232 Peak 2 2362.00 19.58 54.00 -34.42 -- -- -- -- -- -- -- AVERAGE	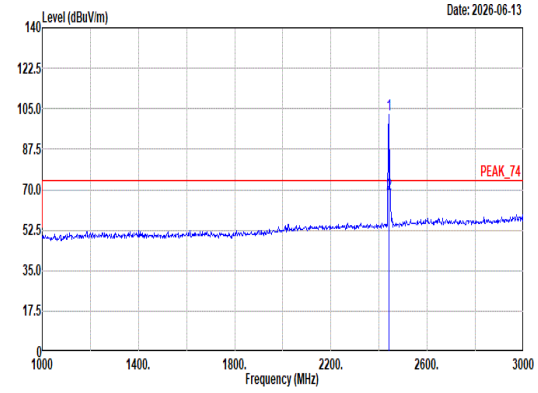 Site : 03CH12-HY Condition: PEAK_74 3m 9120D-02114-250702 HORIZONTAL : RBW:1000.000kHz VBW:3000.000kHz SWT:Auto Freq Level Limit Line Margin Read Level Ant Factor Cable Loss Preamp Factor Aux Factor APos TPos Remark MHz dBuV/m dBuV/m dB dBuV dB/m dB dB dB cm deg 1 2440.00 102.60 ------ ------ 92.25 27.60 6.86 34.14 10.03 141 232 Peak 2 2440.00 68.27 ------ ------ -- -- -- -- -- -- -- Average

Mode	5	
	Band Edge - R	
	2400-2483.5_Bluetooth-LE GFSK_CH38_2440MHz	
ANT	0	
Pol.	Horizontal	Fundamental
Peak	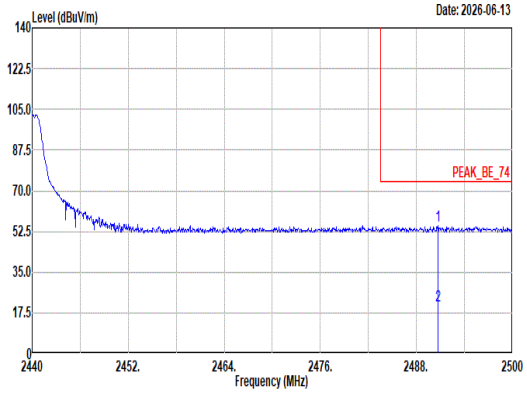 Site : 03CH12-HY Condition: PEAK_BE_74 3m 9120D-02114-250702 HORIZONTAL : RBW:1000.000kHz VBW:3000.000kHz SWT:Auto Limit Read Ant Cable Preamp Aux APos TPos Freq Level Line Margin Level Factor Loss Factor Factor Remark MHz dBuV/m dBuV/m dB dBuV dB/m dB dB dB cm deg 1 2490.70 54.73 74.00 -19.27 43.84 28.01 6.94 34.09 10.03 141 232 Peak 2 2490.70 20.40 54.00 -33.60 -- -- -- -- -- -- -- AVERAGE	Blank

Mode	5	
	Band Edge - L	
	2400-2483.5_Bluetooth-LE GFSK_CH38_2440MHz	
ANT	0	
Pol.	Vertical	Fundamental
Peak	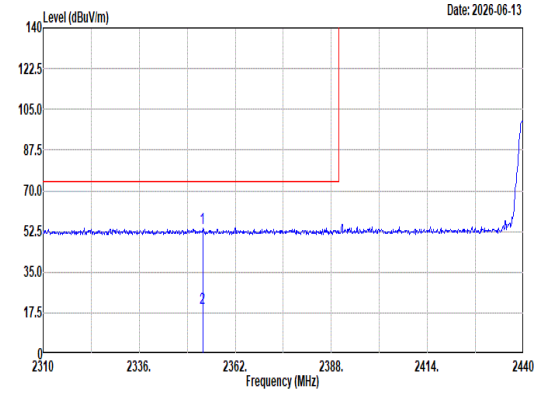 Site : 03CH12-HY Condition: PEAK_BE_74 3m 9120D-02114-250702 VERTICAL : RBW:1000.000kHz VBW:3000.000kHz SWT:Auto Freq Level Limit Line Margin Read Level Ant Factor Cable Loss Preamp Factor Aux Factor APos TPos Remark MHz dBuV/m dBuV/m dB dBuV dB/m dB dB dB cm deg 1 2353.16 53.90 74.00 -20.10 43.99 27.37 6.73 34.22 10.03 100 154 Peak 2 2353.16 19.57 54.00 -34.43 -- -- -- -- -- -- -- AVERAGE	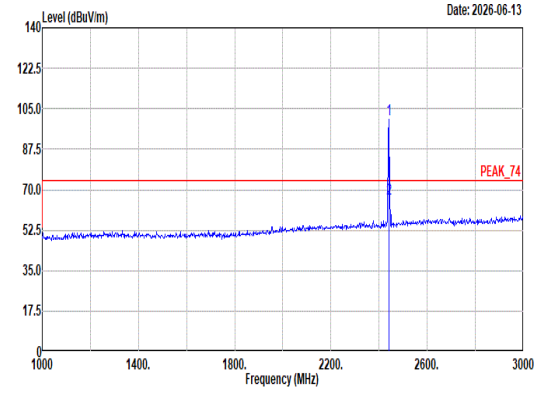 Site : 03CH12-HY Condition: PEAK_74 3m 9120D-02114-250702 VERTICAL : RBW:1000.000kHz VBW:3000.000kHz SWT:Auto Freq Level Limit Line Margin Read Level Ant Factor Cable Loss Preamp Factor Aux Factor APos TPos Remark MHz dBuV/m dBuV/m dB dBuV dB/m dB dB dB cm deg 1 2440.00 100.31 ------ ------ 89.96 27.60 6.86 34.14 10.03 100 154 Peak 2 2440.00 65.98 ------ ------ -- -- -- -- -- -- -- Average

Mode	5	
	Band Edge - R	
	2400-2483.5_Bluetooth-LE GFSK_CH38_2440MHz	
ANT	0	
Pol.	Vertical	Fundamental
Peak	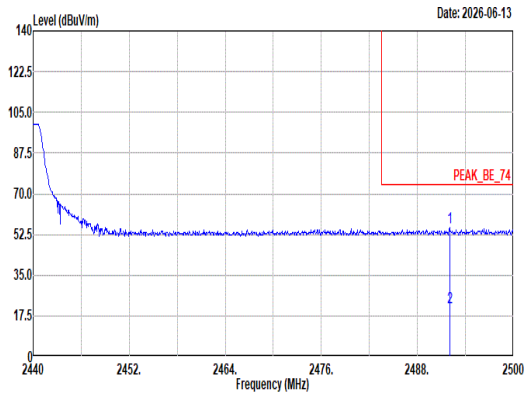 Site : 03CH12-HY Condition: PEAK_BE_74 3m 9120D-02114-250702 VERTICAL : RBW:1000.000kHz VBW:3000.000kHz SWT:Auto Limit Read Ant Cable Preamp Aux APos TPos Freq Level Line Margin Level Factor Loss Factor Factor Remark MHz dBuV/m dBuV/m dB dBuV dB/m dB dB dB cm deg 1 2492.02 55.56 74.00 -18.44 44.66 28.02 6.94 34.09 10.03 100 154 Peak 2 2492.02 21.23 54.00 -32.77 -- -- -- -- -- -- -- AVERAGE	Blank

Mode	5	
	Harmonic	
	2400-2483.5_Bluetooth-LE GFSK_CH38_2440MHz	
ANT	0	
Pol.	Horizontal	Vertical
Peak Avg	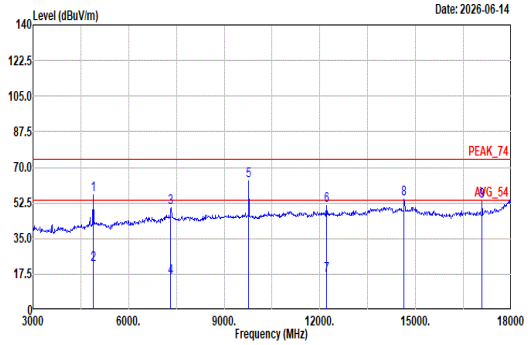 Site : 03CH12-HY Condition: PEAK_74 3m 9120D-02114-250702 HORIZONTAL Freq Level Limit Line Margin Read Level Ant Factor Cable Loss Preamp Factor Aux Factor APos TPos Remark MHz dBuV/m dBuV/m dB dBuV dB/m dB dB dB cm deg 1 4880.00 56.68 74.00 -17.32 67.73 32.84 11.39 55.88 0.60 100 0 Peak 2 4880.00 22.35 54.00 -31.65 -- -- -- -- -- -- -- Average 3 7320.00 50.11 74.00 -23.89 55.67 37.10 13.39 56.45 0.40 148 0 Peak 4 7320.00 15.78 54.00 -38.22 -- -- -- -- -- -- -- Average 5 9760.00 63.61 ------ ------ 65.87 38.12 15.57 56.15 0.20 300 61 Peak 6 12200.00 51.08 74.00 -22.92 48.52 39.30 17.26 54.56 0.56 300 28 Peak 7 12200.00 16.75 54.00 -37.25 -- -- -- -- -- -- -- Average 8 14640.00 54.32 ------ ------ 48.61 40.62 18.97 54.51 0.63 364 0 Peak 9 17080.00 53.26 ------ ------ 50.64 38.04 20.38 56.57 0.77 200 66 Peak	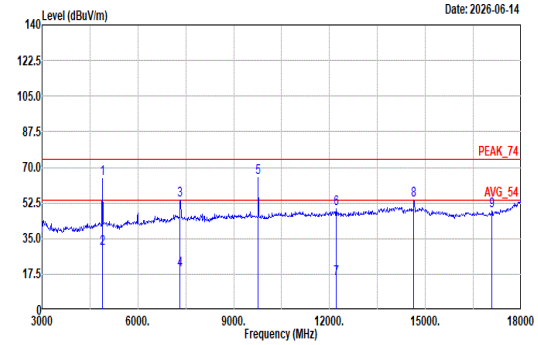 Site : 03CH12-HY Condition: PEAK_74 3m 9120D-02114-250702 VERTICAL Freq Level Limit Line Margin Read Level Ant Factor Cable Loss Preamp Factor Aux Factor APos TPos Remark MHz dBuV/m dBuV/m dB dBuV dB/m dB dB dB cm deg 1 4880.00 64.31 74.00 -9.69 75.36 32.84 11.39 55.88 0.60 153 0 Peak 2 4880.00 29.98 54.00 -24.02 -- -- -- -- -- -- -- Average 3 7320.00 53.69 74.00 -20.31 59.25 37.10 13.39 56.45 0.40 145 0 Peak 4 7320.00 19.36 54.00 -34.64 -- -- -- -- -- -- -- Average 5 9760.00 64.86 ------ ------ 67.12 38.12 15.57 56.15 0.20 300 60 Peak 6 12200.00 49.53 74.00 -24.47 46.97 39.30 17.26 54.56 0.56 320 0 Peak 7 12200.00 15.20 54.00 -38.80 -- -- -- -- -- -- -- Average 8 14640.00 54.12 ------ ------ 48.41 40.62 18.97 54.51 0.63 157 0 Peak 9 17080.00 48.40 ------ ------ 45.78 38.04 20.38 56.57 0.77 -- -- Peak

Remark: The unwanted signal #5, #8, #9 can be ignored since it falls within the non-restricted band and meet the requirements of 15.247 (d).

Mode	5	
	Harmonic	
	2400-2483.5_Bluetooth-LE GFSK_CH38_2440MHz	
ANT	0	
Pol.	Horizontal	Vertical
14.47G ~14.5G Avg	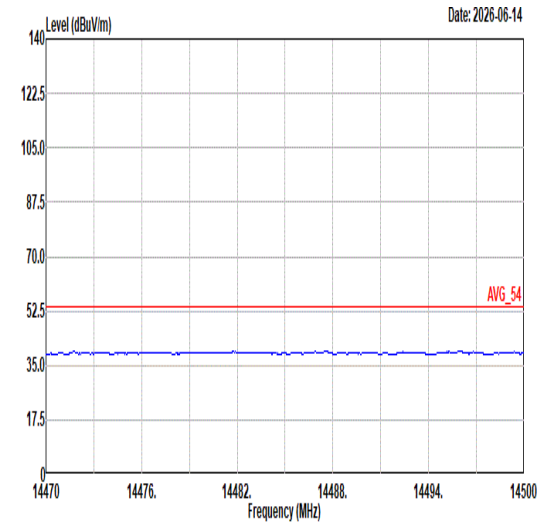 Site : 03CH12-HY Condition: AVG_54 3m 9120D-02114-250702 HORIZONTAL	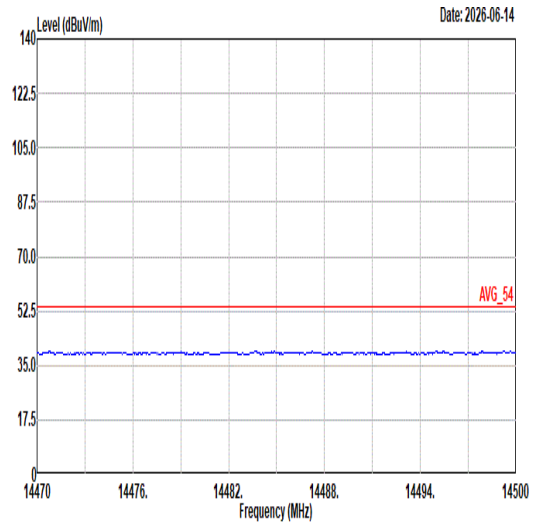 Site : 03CH12-HY Condition: AVG_54 3m 9120D-02114-250702 VERTICAL
17.7G ~18G Avg	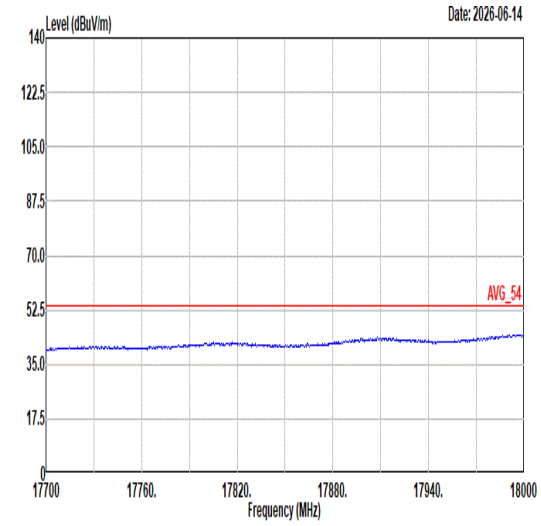 Site : 03CH12-HY Condition: AVG_54 3m 9120D-02114-250702 HORIZONTAL	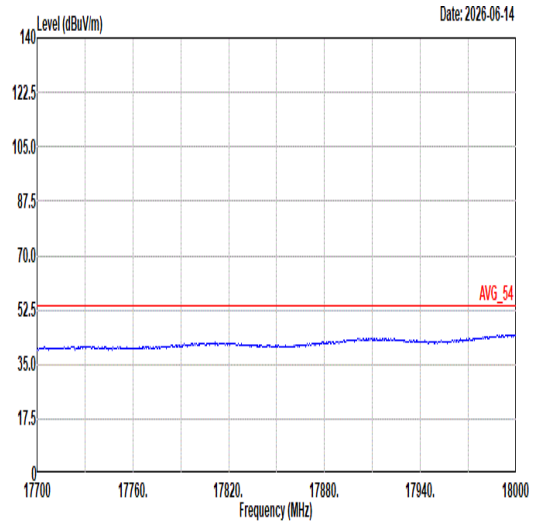 Site : 03CH12-HY Condition: AVG_54 3m 9120D-02114-250702 VERTICAL

Mode	6	
	Band Edge	
	2400-2483.5_Bluetooth-LE GFSK_CH76_2478MHz	
ANT	0	
Pol.	Horizontal	Fundamental
Peak	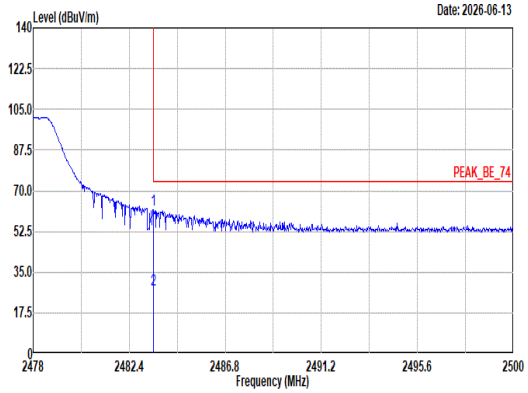 Site : 03CH12-HY Condition: PEAK_BE_74 3m 9120D-02114-250702 HORIZONTAL : RBW:1000.000kHz VBW:3000.000kHz SWT:Auto Freq Level Limit Line Margin Read Level Ant Factor Cable Loss Preamp Factor Aux Factor APos TPos Remark MHz dBuV/m dBuV/m dB dBuV dB/m dB dB dB cm deg 1 2483.52 61.62 74.00 -12.38 50.82 27.94 6.93 34.10 10.03 367 123 Peak 2 2483.52 27.29 54.00 -26.71 -- -- -- -- -- -- -- AVERAGE	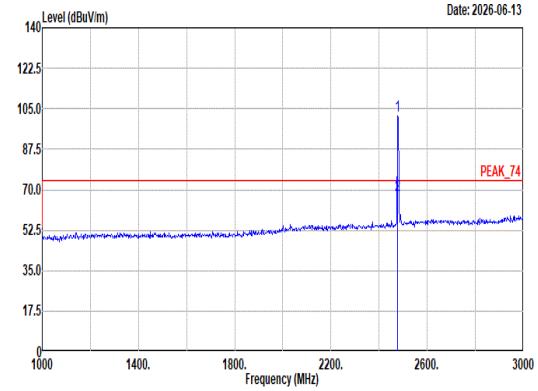 Site : 03CH12-HY Condition: PEAK_74 3m 9120D-02114-250702 HORIZONTAL : RBW:1000.000kHz VBW:3000.000kHz SWT:Auto Freq Level Limit Line Margin Read Level Ant Factor Cable Loss Preamp Factor Aux Factor APos TPos Remark MHz dBuV/m dBuV/m dB dBuV dB/m dB dB dB cm deg 1 2478.00 101.91 ------ ------ 91.18 27.88 6.92 34.10 10.03 367 123 Peak 2 2478.00 67.58 ------ ------ -- -- -- -- -- -- -- Average

Mode	6	
	Band Edge	
	2400-2483.5_Bluetooth-LE GFSK_CH76_2478MHz	
ANT	0	
Pol.	Vertical	Fundamental
Peak	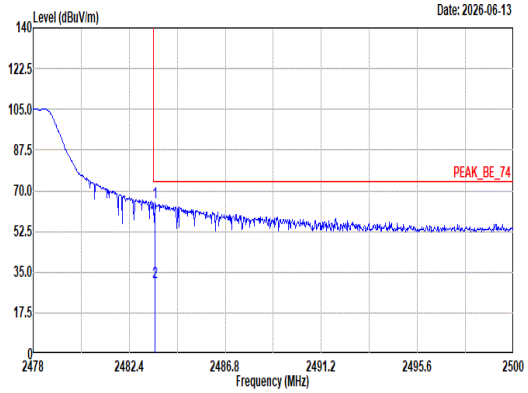 Site : 03CH12-HY Condition: PEAK_BE_74 3m 9120D-02114-250702 VERTICAL : RBW:1000.000kHz VBW:3000.000kHz SWT:Auto Freq Level Limit Line Margin Read Level Ant Factor Cable Loss Preamp Factor Aux Factor APos TPos Remark MHz dBuV/m dBuV/m dB dBuV dB/m dB dB dB cm deg 1 2483.59 64.74 74.00 -9.26 53.94 27.94 6.93 34.10 10.03 300 112 Peak 2 2483.59 30.41 54.00 -23.59 -- -- -- -- -- -- -- AVERAGE	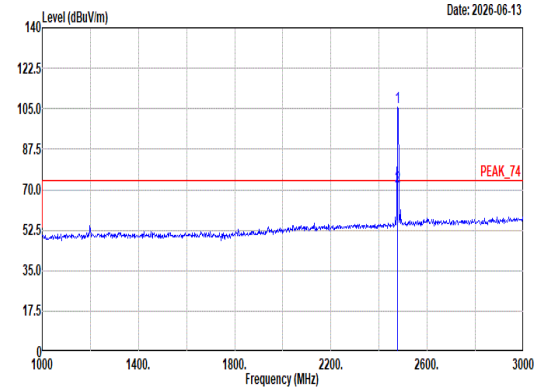 Site : 03CH12-HY Condition: PEAK_74 3m 9120D-02114-250702 VERTICAL : RBW:1000.000kHz VBW:3000.000kHz SWT:Auto Freq Level Limit Line Margin Read Level Ant Factor Cable Loss Preamp Factor Aux Factor APos TPos Remark MHz dBuV/m dBuV/m dB dBuV dB/m dB dB dB cm deg 1 2478.00 105.43 ------ ------ 94.70 27.88 6.92 34.10 10.03 300 112 Peak 2 2478.00 71.10 ------ ------ -- -- -- -- -- -- -- Average

Mode	6	
	Harmonic	
	2400-2483.5_Bluetooth-LE GFSK_CH76_2478MHz	
ANT	0	
Pol.	Horizontal	Vertical
Peak Avg	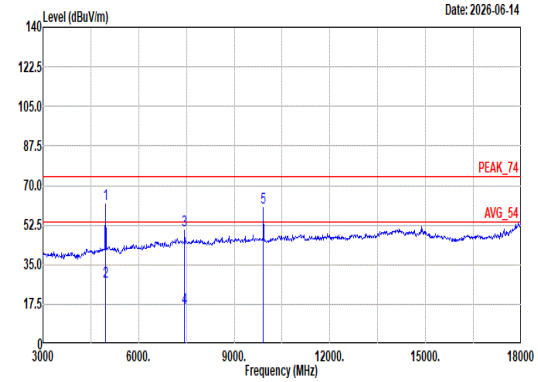 Site : 03CH12-HY Condition: PEAK_74 3m 9120D-02114-250702 HORIZONTAL Freq Level Limit Line Margin Read Level Ant Factor Cable Loss Preamp Factor Aux Factor APos TPos Remark MHz dBuV/m dBuV/m dB dBuV dB/m dB dB dB cm deg 1 4956.00 61.89 74.00 -12.11 72.61 33.42 11.18 55.91 0.59 300 160 Peak 2 4956.00 27.56 54.00 -26.44 -- -- -- -- -- -- -- Average 3 7434.00 50.05 74.00 -23.95 55.85 36.76 13.51 56.49 0.42 200 323 Peak 4 7434.00 15.72 54.00 -38.28 -- -- -- -- -- -- -- Average 5 9912.00 60.46 ------ ------ 62.56 38.20 15.53 56.10 0.27 100 126 Peak	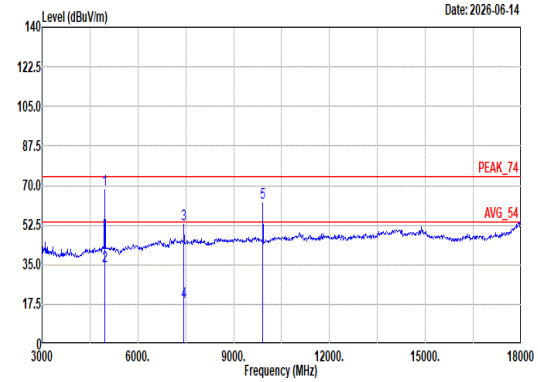 Site : 03CH12-HY Condition: PEAK_74 3m 9120D-02114-250702 VERTICAL Freq Level Limit Line Margin Read Level Ant Factor Cable Loss Preamp Factor Aux Factor APos TPos Remark MHz dBuV/m dBuV/m dB dBuV dB/m dB dB dB cm deg 1 4956.00 68.41 74.00 -5.59 79.13 33.46 11.15 55.92 0.59 300 352 Peak 2 4956.00 34.08 54.00 -19.92 -- -- -- -- -- -- -- Average 3 7434.00 52.60 74.00 -21.40 58.40 36.76 13.51 56.49 0.42 334 0 Peak 4 7434.00 18.27 54.00 -35.73 -- -- -- -- -- -- -- Average 5 9912.00 62.12 ------ ------ 64.22 38.20 15.53 56.10 0.27 400 71 Peak

Remark: The unwanted signal #5 can be ignored since it falls within the non-restricted band and meet the requirements of 15.247 (d).

Mode	6	
	Harmonic	
	2400-2483.5_Bluetooth-LE GFSK_CH76_2478MHz	
ANT	0	
Pol.	Horizontal	Vertical
14.47G ~14.5G Avg	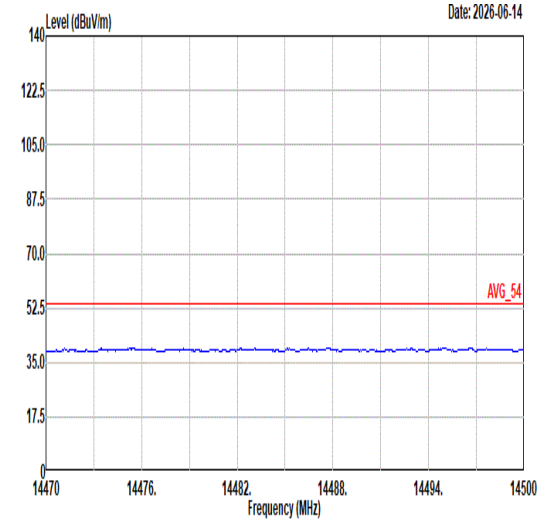 Site : 03CH12-HY Condition: AVG_54 3m 9120D-02114-250702 HORIZONTAL	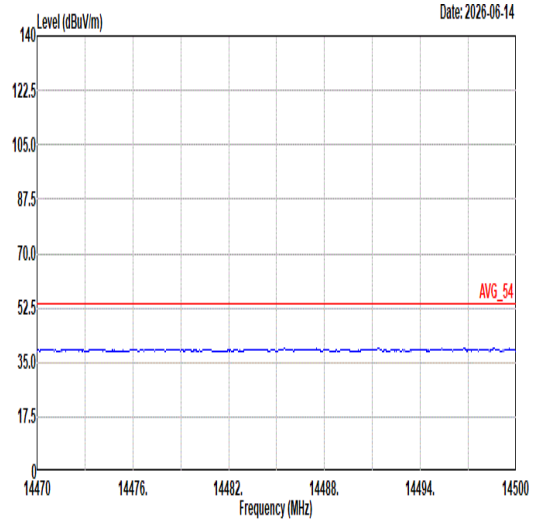 Site : 03CH12-HY Condition: AVG_54 3m 9120D-02114-250702 VERTICAL
17.7G ~18G Avg	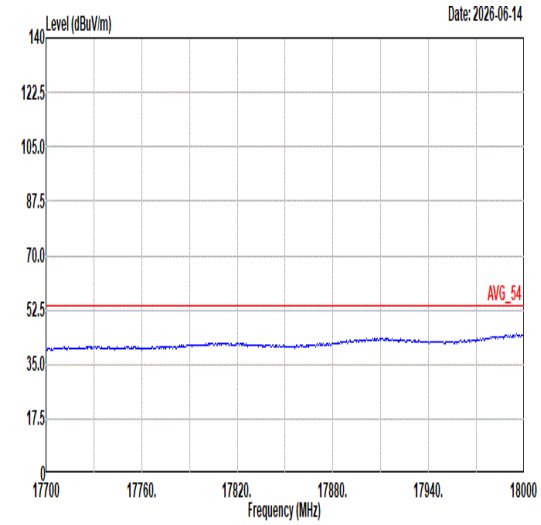 Site : 03CH12-HY Condition: AVG_54 3m 9120D-02114-250702 HORIZONTAL	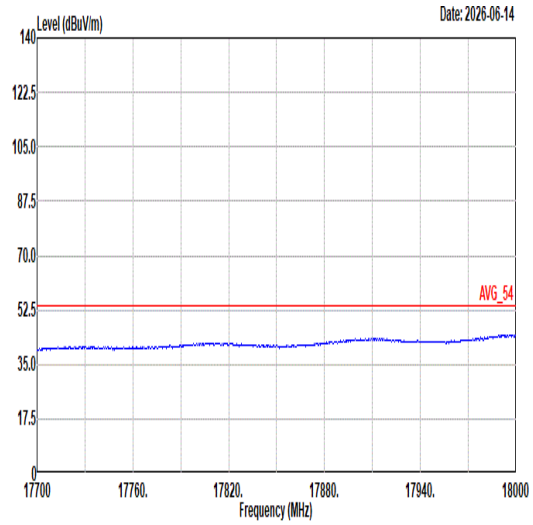 Site : 03CH12-HY Condition: AVG_54 3m 9120D-02114-250702 VERTICAL

Mode	7	
	SHF	
ANT	0	
Pol.	Horizontal	Vertical
Peak	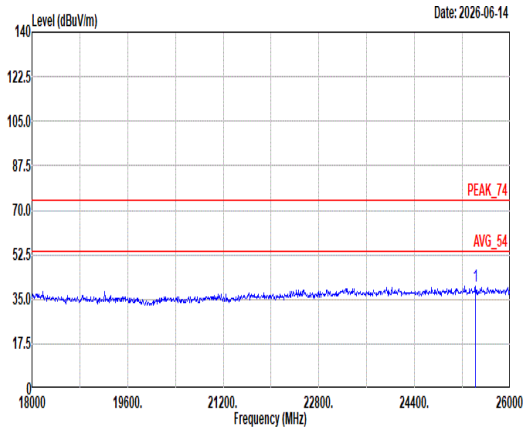 Site : 03CH12-HY Condition: PEAK_74 1m BBHA9170_1223_250702 HORIZONTAL Freq Level Limit Line Margin Read Level Ant Factor Cable Loss Preamp Factor Aux Factor APos TPos Remark MHz dBuV/m dBuV/m dB dBuV dB/m dB dB dB cm deg 1 25424.00 40.30 74.00 -33.70 40.49 39.30 23.25 53.20 -9.54 -- -- Peak	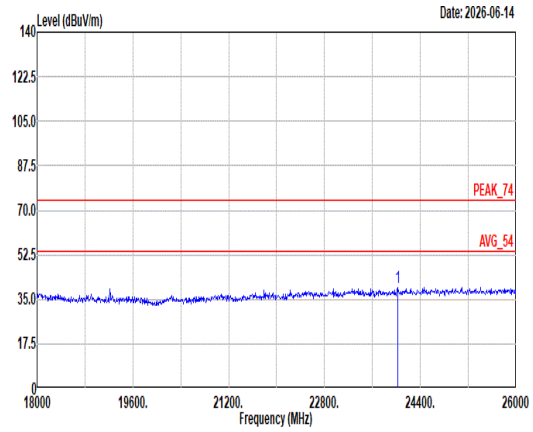 Site : 03CH12-HY Condition: PEAK_74 1m BBHA9170_1223_250702 VERTICAL Freq Level Limit Line Margin Read Level Ant Factor Cable Loss Preamp Factor Aux Factor APos TPos Remark MHz dBuV/m dBuV/m dB dBuV dB/m dB dB dB cm deg 1 24024.00 39.82 74.00 -34.18 40.89 39.06 22.41 53.00 -9.54 -- -- Peak

Mode	8	
	LF	
ANT	0	
Pol.	Horizontal	Vertical
QP/ Peak	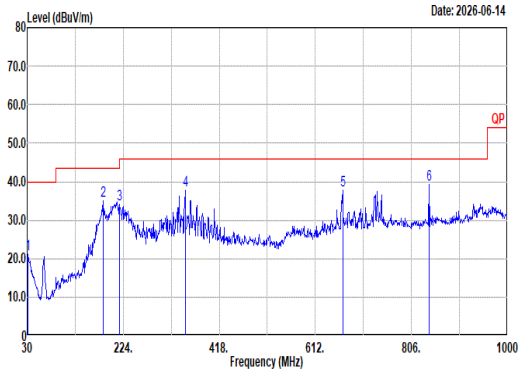 Site : 03CH12-HY Condition: QP 3m Bilog_37059 & 01_251126 HORIZONTAL |	Freq	Level	Limit Line	Margin	Read Level	Ant Factor	Cable Loss	Preamp Factor	Aux Factor	APos	TPos	Remark
---	---	---	---	---	---	---	---	---	---	---	---	---
	MHz	dBuV/m	dBuV/m	dB	dBuV	dB/m	dB	dB	dB	cm	deg	
1	30.97	21.05	40.00	-18.95	26.96	23.58	0.59	30.14	0.06	--	--	Peak
2	184.23	35.07	43.50	-8.43	48.26	14.97	1.77	30.03	0.10	--	--	Peak
3	216.24	34.17	46.00	-11.83	47.22	14.92	1.89	29.98	0.12	--	--	Peak
4	349.13	37.77	46.00	-8.23	44.48	20.40	2.50	29.77	0.16	--	--	Peak
5	667.29	37.63	46.00	-8.37	36.65	26.51	3.49	29.19	0.17	--	--	Peak
6	841.89	39.19	46.00	-6.81	34.95	29.00	3.85	28.83	0.22	--	--	Peak
	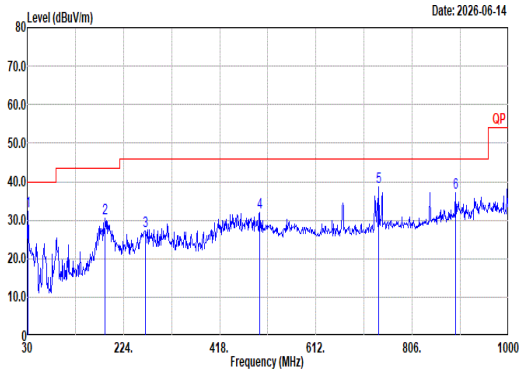 Site : 03CH12-HY Condition: QP 3m Bilog_37059 & 01_251126 VERTICAL |	Freq	Level	Limit Line	Margin	Read Level	Ant Factor	Cable Loss	Preamp Factor	Aux Factor	APos	TPos	Remark
---	---	---	---	---	---	---	---	---	---	---	---	---
	MHz	dBuV/m	dBuV/m	dB	dBuV	dB/m	dB	dB	dB	cm	deg	
1	30.97	32.37	40.00	-7.63	38.28	23.58	0.59	30.14	0.06	--	--	Peak
2	187.14	30.51	43.50	-12.99	43.74	14.90	1.78	30.02	0.11	--	--	Peak
3	267.65	27.31	46.00	-18.69	35.45	19.49	2.15	29.90	0.12	--	--	Peak
4	498.51	31.92	46.00	-14.08	34.20	23.98	2.98	29.43	0.19	--	--	Peak
5	739.07	38.71	46.00	-7.29	35.72	28.15	3.69	29.08	0.23	--	--	Peak
6	893.30	37.21	46.00	-8.79	32.60	29.05	4.04	28.73	0.25	--	--	Peak

Appendix C. Duty Cycle Plots

Manufacturer declared worst case duty cycle per 15.35(c)

The 15.35(c) DCCF is applied to BLE related signal only in the restricted band.

Other spurious signals that are independent of the BLE would not use this correction.

The average levels were calculated from the peak level corrected with duty cycle correction factor derived from 20log (dwell time/100ms).

Average Emission Level = Peak Emission Level + 20*log(Duty cycle)

Duty cycle = On time/100 milliseconds

On time = $N_1*L_1+N_2*L_2+...+N_{n-1}*LN_{n-1}+N_n*L_n$

Where N_1 is number of type 1 pulses, L_1 is length of type 1 pulses, etc.

Bluetooth - LE GFSK for 1Mbps	Bluetooth - LE GFSK for 1Mbps
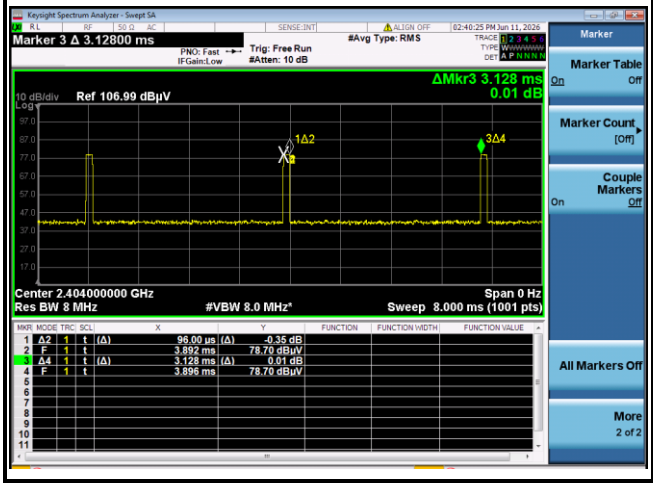	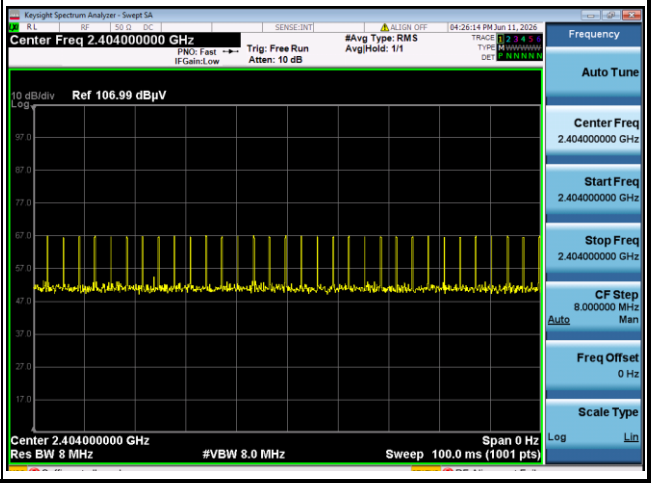

Note:

1. Worst case Duty cycle = on time/100 milliseconds = 32 * 0.096 / 100 = 3.07%
2. Worst case Duty cycle correction factor = 20*log(Duty cycle) = -30.25 dB

Duty Cycle Correction Factor Consideration:

The maximum possible ON time:

0.096 ms x 32 =3.07 ms

Worst case Duty Cycle Correction factor, which is derived from the maximum possible ON time,

20 x log(3.07 ms/100 ms) = -30.25 dB

Bluetooth - LE GFSK for 2Mbps	Bluetooth - LE GFSK for 2Mbps
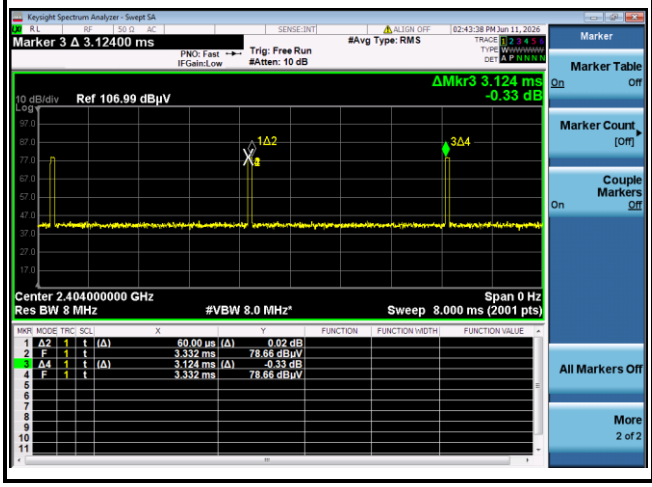	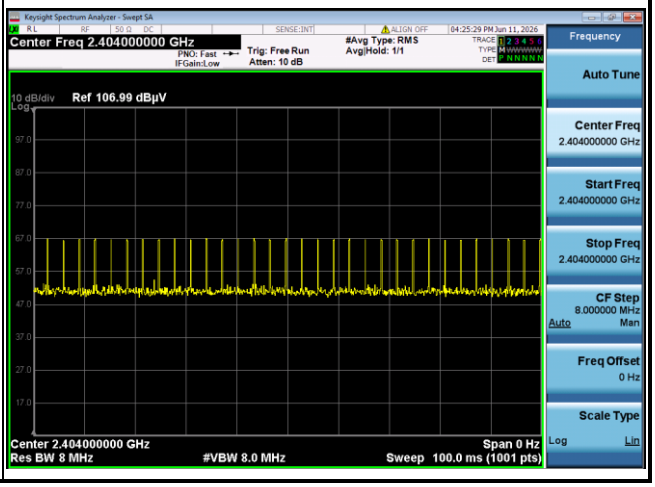

Note:

1. Worst case Duty cycle = on time/100 milliseconds = 32 * 0.06 / 100 = 1.92%
2. Worst case Duty cycle correction factor = 20*log(Duty cycle) = -34.33 dB

Duty Cycle Correction Factor Consideration:

The maximum possible ON time:

0.06 ms x 32 =1.92 ms

Worst case Duty Cycle Correction factor, which is derived from the maximum possible ON time,

20 x log(1.92 ms/100 ms) = -34.33 dB

———THE END———