Winees

User Manual

Wi-Fi Ambience Light
Wi-Fi Ambiente Licht

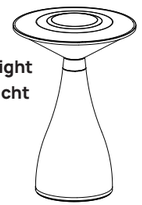

Model: WL14200105(US)
Model: WL14200115(EU)
FCC ID:2AYZ8WL14200105(US)

EN

Warning

This device complies with Part 15 of the FCC Rules. Operation is subject to the following two conditions:
(1) This device may not cause harmful interference.
(2) This device must accept any interference received, including interference that may cause undesired operation.
NOTE: The grantee is not responsible for any changes or modifications not expressly approved by the party responsible for compliance. Such modifications or changes could void the user's authority to operate the equipment.
NOTE: This equipment has been tested and found to comply with the limits for a Class B digital device, pursuant to part 15 of the FCC Rules. These limits are designed to provide reasonable protection against harmful interference in a residential installation.

This equipment generates uses and can radiate radiofrequency energy and, if not installed and used in accordance with the instructions, may cause harmful interference to radio communications. However, there is no guarantee that interference will not occur in a particular installation. If this equipment does cause harmful interference to radio or television reception, which can be determined by turning the equipment off and on, the user is

encouraged to try to correct the interference by one or more of the following measures:
- Reorient or relocate the receiving antenna.
- Increase the separation between the equipment and receiver.
-Connect the equipment into an outlet on a circuit different from that to which the receiver is connected.
-Consult the dealer or an experienced radio/TV technician for help.

RF Exposure Statement
This equipment complies with FCC radiation exposure limits set forth for an uncontrolled environment. This equipment should be installed and operated with minimum distance of 20cm between the radiator and your body.

Cautions

- Please use the included power adapter, do not use other brand's adapter. Do not plug or unplug the power cord with wet hands.
- Cut off power when cleaning it or not using it.
- Suggest indoor use. It is non waterproof. Do not use this product in humid environment or at high temperatures.
- Please stop using it if there is any defect issues found in the product and contact us immediately.
- Do not repair, disassemble or modify this lamp without the assistance of professionals at any situation.

Features

Power	7W
Input	5V/2A, USB Type C
Light Output	400lm
Color	Multicolor
Color Temp	2700K~6500K
CRI	>80
Rated Life	25000 hrs

Operation

Touch Control:

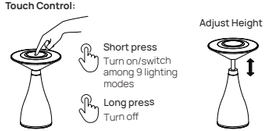

Operation

Touch Control:

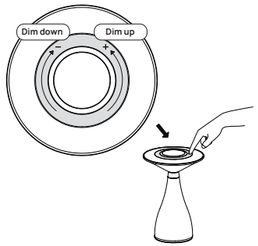

App Control

1. Get the Linkind app from App Store or Google Play.

Download on the App Store
GET IT ON Google Play

2. Create an account and sign in.
3. Press '+' button to add **Wi-Fi Ambience Light.**

4. Follow the instructions on App.
For more information about the APP control, please visit **www.linkind.com** or contact our support team.

Guarantee

Linkind Wi-Fi ambience light is backed by 24 MONTHS product warranty. For questions, assistance or support, please call the customer service or contact us by E-mail.

DE

Produktpflege

- Bitte verwenden Sie das mitgelieferte Netzteil und nicht das Adapter anderer Marken. Stecken Sie das Netzkabel nicht mit nassen Händen ein oder aus.
- Unterbrechen Sie die Stromversorgung, wenn Sie es reinigen oder nicht verwenden.
- Es ist nicht wasserdicht, empfehlen die Verwendung in Innenräumen. Verwenden Sie dieses Produkt nicht in feuchter Umgebung oder bei hohen Temperaturen.
- Bitte verwenden Sie es nicht mehr, wenn das Produkt Defektprobleme aufweist, und setzen Sie sich umgehend mit uns in Verbindung.
- Reparieren, zerlegen oder modifizieren Sie diese Lampe in keiner Situation ohne die Unterstützung von Fachleuten.

Parameter

Leistung	7W
Eingang	5V / 2A, USB Typ C
Lichtleistung	400lm
Farbe	Mehrfarbig
Farbtemperatur	2700K~6500K
CRI	>80
Nennlebensdauer	25000 Std

Betriebsmethode

Berührungssteuerung:

Betriebsmethode

Berührungssteuerung:

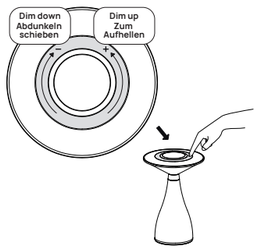

App Steuerung

1. Laden Sie die Linkind App aus dem App Store oder Google Play herunter.

Download on the App Store
GET IT ON Google Play

2. Erstellen Sie ein Konto und melden Sie sich an.
3. Drücken Sie die Taste "+", um **Wi-Fi Ambiente Licht hinzuzufügen.**

4. Befolgen Sie die Anweisungen in der App.
Weitere Informationen über die App Betrieb, bitte besuchen Sie **www.linkind.com** oder wenden Sie sich an unseren Kundendienst.

Garantie

Für die Linkind Wi-Fi Ambiente Licht gilt eine Produktgarantie von 24 Monaten. Bei Fragen, Unterstützung oder Support wenden Sie sich bitte an den Kundendienst oder kontaktieren Sie uns per E-Mail.

Contact Us / Kontaktiere uns

Linkzone Technology Co., Limited
Room 1502, Easey Commercial Centre, 253-261
Hennessy Road Wanchai Hong Kong China
Phone: 1-855-334-9800
Website: www.iwinees.com
Email: support@iwinees.com
Made in China

This device complies with part 15 of the FCC Rules. Operation is subject to the following two conditions: (1) this device may not cause harmful interference, and (2) this device must accept any interference received, including interference that may cause undesired operation.
Any changes or modifications not expressly approved by the party responsible for compliance could void the user's authority to operate the equipment.
NOTE: This equipment has been tested and found to comply with the limits for a Class B digital device, pursuant to Part 15 of the FCC Rules. These limits are designed to provide reasonable protection against harmful interference in a residential installation. This equipment generates, uses and can radiate radio frequency energy and, if not installed and used in accordance with the instructions, may cause harmful interference to radio communications. However, there is no guarantee that interference will not occur in a particular installation.
If this equipment does cause harmful interference to radio or television reception,
which can be determined by turning the equipment off and on, the user is encouraged to try to correct the interference by one or more of the following measures:
-- Reorient or relocate the receiving antenna.
-- Increase the separation between the equipment and receiver.
-- Connect the equipment into an outlet on a circuit different
from that to which the receiver is connected.
-- Consult the dealer or an experienced radio/TV technician for help.
The device has been evaluated to meet general RF exposure requirement. The device can be used in portable exposure condition without restriction