Product: K32W Middle Power ZigBee Module with PCB antenna/with u-FL connector

Type Identification: MSK32WT-M10; MSK32WT-M13

Photograph 1: Test Setup for Spurious Emissions (Front View 1, MSK32WT-M10)

Photograph 2: Test Setup for Spurious Emissions (Front View 2, MSK32WT-M10)



Product: K32W Middle Power ZigBee Module with PCB antenna/with u-FL connector

Type Identification: MSK32WT-M10; MSK32WT-M13

Photograph 3: Test Setup for Spurious Emissions (Back View 1, MSK32WT-M10)



Photograph 4: Test Setup for Spurious Emissions (Back View 2, MSK32WT-M10)



Product: K32W Middle Power ZigBee Module with PCB antenna/with u-FL connector

Type Identification: MSK32WT-M10; MSK32WT-M13

Photograph 5: Test Setup for Spurious Emissions (Back View 3, MSK32WT-M10)



Photograph 6: Test Setup for Spurious Emissions (Back View 4, MSK32WT-M10)



Product: K32W Middle Power ZigBee Module with PCB antenna/with u-FL connector

Type Identification: MSK32WT-M10; MSK32WT-M13

Photograph 7: Test Setup for Mains Conducted Emissions (Front View, MSK32WT-M10)

Photograph 8: Test Setup for Mains Conducted Emissions (Back View, MSK32WT-M10)

Product: K32W Middle Power ZigBee Module with PCB antenna/with u-FL connector

Type Identification: MSK32WT-M10; MSK32WT-M13

Photograph 9: Test Setup for Spurious Emissions (Front View 1, MSK32WT-M13, BLE)

Photograph 10: Test Setup for Spurious Emissions (Front View 2, MSK32WT-M13, BLE)

Product: K32W Middle Power ZigBee Module with PCB antenna/with u-FL connector

Type Identification: MSK32WT-M10; MSK32WT-M13

Photograph 11: Test Setup for Spurious Emissions (Back View 1, MSK32WT-M13, BLE)



Photograph 12: Test Setup for Spurious Emissions (Back View 2, MSK32WT-M13, BLE)



Product: K32W Middle Power ZigBee Module with PCB antenna/with u-FL connector

Type Identification: MSK32WT-M10; MSK32WT-M13

Photograph 13: Test Setup for Spurious Emissions (Back View 3, MSK32WT-M13, BLE)



Photograph 14: Test Setup for Spurious Emissions (Back View 4, MSK32WT-M13, BLE)



Product: K32W Middle Power ZigBee Module with PCB antenna/with u-FL connector

Type Identification: MSK32WT-M10; MSK32WT-M13

Photograph 15: Test Setup for Spurious Emissions (Front View 1, MSK32WT-M13, ZIGBEE)

Photograph 16: Test Setup for Spurious Emissions (Front View 2, MSK32WT-M13, ZIGBEE)

Product: K32W Middle Power ZigBee Module with PCB antenna/with u-FL connector

Type Identification: MSK32WT-M10; MSK32WT-M13

Photograph 17: Test Setup for Spurious Emissions (Back View 1, MSK32WT-M13, ZIGBEE)



Photograph 18: Test Setup for Spurious Emissions (Back View 2, MSK32WT-M13, ZIGBEE)



Product: K32W Middle Power ZigBee Module with PCB antenna/with u-FL connector

Type Identification: MSK32WT-M10; MSK32WT-M13

Photograph 19: Test Setup for Spurious Emissions (Back View 3, MSK32WT-M13, ZIGBEE)



Photograph 20: Test Setup for Spurious Emissions (Back View 4, MSK32WT-M13, ZIGBEE)



Product: K32W Middle Power ZigBee Module with PCB antenna/with u-FL connector

Type Identification: MSK32WT-M10; MSK32WT-M13

Photograph 21: Test Setup for Mains Conducted Emissions (Front View, MSK32WT-M13)

Photograph 22: Test Setup for Mains Conducted Emissions (Back View, MSK32WT-M13)



Product: K32W Middle Power ZigBee Module with PCB antenna/with u-FL connector

Type Identification: MSK32WT-M10; MSK32WT-M13

Support Unit

Product: K32W Middle Power ZigBee Module with PCB antenna/with u-FL connector

Type Identification: MSK32WT-M10; MSK32WT-M13