Bobtot
Sound of Nature

Portable Speaker with Microphone
EP20
Quick Start Guide

What's in the Box

Check to make sure you have everything below.

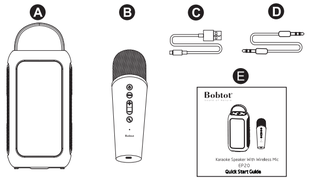

A: 1* EP20 Karaoke Speaker
B: 1* Wireless Microphone
C: 1* USB Type-C Charging Cable
D: 1*3.5mm Audio Cable
E: 1* Quick Start Guide

Device Overview

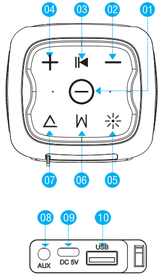

01. Power on/off
02. Volume Down / Previous Song
03. Play/Pause
04. Volume Up/ Next Song
05. LED Light Button
06. Mode Button (FM/BT/AUX/USB)
07. EQ Button (Indoor / Outdoor)
08. 3.5mm AUX port
09. Type-C Charging Jack
10. USB Port

Wireless Microphone

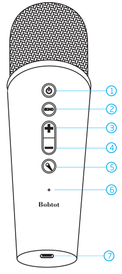

1-Power ON/OFF
2-ECHO: Short press, when hear the prompt sound of " ECHO Volume " and then short press +/- button to adjust the ECHO.
3-Volume +
4-Volume -
5-Short press : Monster/Baby/ Female/Male Voice
Double click: microphone priority
Long press: Mute
6-Indicator light
7-USB Type-C Charging (DC/5v)

Charging Your Device

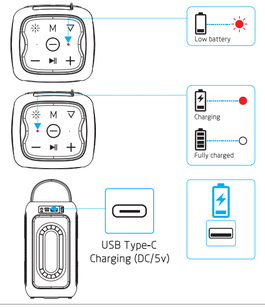

Turn On/Off

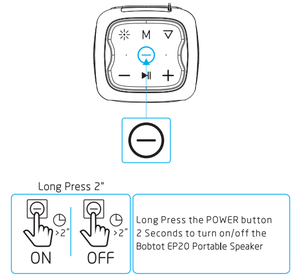

Long Press the POWER button 2 Seconds to turn on/off the Bobtot EP20 Portable Speaker

BT Connection/Disconnection

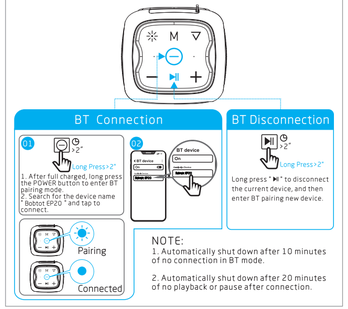

NOTE:
1. Automatically shut down after 10 minutes of no connection in BT mode.
2. Automatically shut down after 20 minutes of no playback or pause after connection.

Bobtot
Sound of Nature

bobtot.net

©2024 BOBTOT // Features and specifications are subject to change and or improvement without notice.

Multi-function Mode

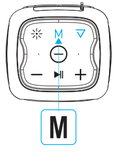

Short Press

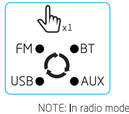

AUX/USB/BT
Plug AUX or USB flash drive into the speaker, it will automatically play. When using one of the connection ways, please make sure the other source is disconnected.

EQ
Short press " ▽ " to choose the indoor sound & outdoor sound.

FM
1. Plug the 3.5mm Audio cable into the speaker, just straighten the other end.
2. Press the " M " button to enter FM Radio mode.
3. Long press the " ⏯ " button to automatically search out all the radio stations that can be received.
4. When searching, you can short-press the " ⏯ " button to stop the automatic search.

NOTE: In radio mode, the lights automatically turn off.

Specification

Output Power: 20W
Power Supply: DC 5V
Battery Capacity: 7.4V 4400mAh
Charging Time: 5 hours
Operating Range: 10M
Charging: USB Type-C
Frequence Response: 100Hz-18KHz
Playtime: Up to 10 hours (Vol 50%)
BT/AUX/USB/FM/Karaoke
IPX5 Water Resistant, Sprayproof

Resetting Your Device

If your speaker is not operating properly, you may reset it. To do so, press and hold the " ⊖ " Power button for approximately 8 seconds until the speaker powers off, and then power it on again as usual.

FCC Warming

This device complies with part 15 of the FCC Rules.
Operation is subject to the following two conditions:
(1) This device may not cause harmful interference, and
(2) this device must accept any interference received, including interference that may cause undesired operation.
Any Changes or modifications not expressly approved by the party responsible for compliance could void the user's authority to operate the equipment.
Note: This equipment has been tested and found to comply with the limits for a Class B digital device, pursuant to part 15 of the FCC Rules. These limits are designed to provide reasonable protection against harmful interference in a residential installation. This equipment generates uses and can radiate
radio frequency energy and, if not installed and used in accordance with the instructions, may cause harmful interference to radio communications. However, there is no guarantee that interference will not occur in a particular installation. If this equipment does cause harmful interference to radio or television reception, which can be determined by turning the equipment off and on, the user is encouraged to try to correct the interference by one or more of the following measures:

FCC Warming

-Reorient or relocate the receiving antenna.
-Increase the separation between the equipment and receiver.
-Connect the equipment into an outlet on a circuit different from that to which the receiver is connected.
-Consult the dealer or an experienced radio/TV technician for help.
The device has been evaluated to meet general RF exposure requirement. The device can be used in portable exposure condition without restriction.

Need help?

Customer Care Guide
At our company, we strive to provide exceptional customer care to every one of our clients. We believe that building strong relationships with our customers is essential to the success of our business. To help us achieve this goal, we have put together the following customer care guide.

Time
We understand that our customers' time is valuable, so we will respond to any inquiries within 24 hours.

Feedback
We know that our customers are the heart of our business so we value your feedback. We encourage you to share your thoughts and ideas with us.

Solutions
If our customers encounter any issues, we will try our best to find a quick and efficient solution that meets your needs.

Need help?

Here at Bobtot, we take customer care very seriously. Our customers are our first priority, and we are committed to providing the highest quality service.
If you have any questions or concerns, please don't hesitate to reach out to us.
We will be happy to assist you:
Call or Message: +1 888 572 1718
Email: service@bobtot.net

bobtot.net

©2024 BOBTOT // Features and specifications are subject to change and or improvement without notice.

技术要求：
1. 成品尺寸90*90mm
2. 128g铜版纸
3. 风琴折，红色虚线为压线无需印刷出来。
4. 四色双面印刷

深圳市恩科电子有限公司 SHENZHEN CITY ENKOR ELECTRONICS LTD

设计绘图	测试员	品质	业务	产品	审核	客户品牌	内部型号	零件名称	材 料	单 位	版本
						bobtot	EP20	说明书		MM	1.0

料 号	部 门	研发部	PMC	采购部	品管部	木箱部	生产部
BZO-EP20SMSB01		✓		✓	✓		✓