Appendix Test Data

Report No.:	18220WC30053001	Test Sample No.:	1-2-2
Start Test Date:	2023.04.03	Finish Test Date:	2023.04.12
Test Engineer:	Tony.He	Auditor:	Edward.Pan
Temperature:	25.3℃	Relative Humidity:	43%
Pressure:	1012 hPa		

Appendix A: 20dB Emission Bandwidth

Test Result

TestMode	Antenna	Frequency[MHz]	20db EBW[MHz]	FL[MHz]	FH[MHz]	Limit[MHz]	Verdict
DH5	Ant1	2402	1.029	2401.478	2402.507	---	---
		2441	0.963	2440.535	2441.498	---	---
		2480	1.032	2479.472	2480.504	---	---
2DH5	Ant1	2402	1.338	2401.331	2402.669	---	---
		2441	1.320	2440.337	2441.657	---	---
		2480	1.314	2479.340	2480.654	---	---
3DH5	Ant1	2402	1.323	2401.337	2402.660	---	---
		2441	1.299	2440.346	2441.645	---	---
		2480	1.308	2479.343	2480.651	---	---

Test Graphs

DH5_Ant1_2402

DH5_Ant1_2441

DH5_Ant1_2480

2DH5_Ant1_2402

2DH5_Ant1_2441

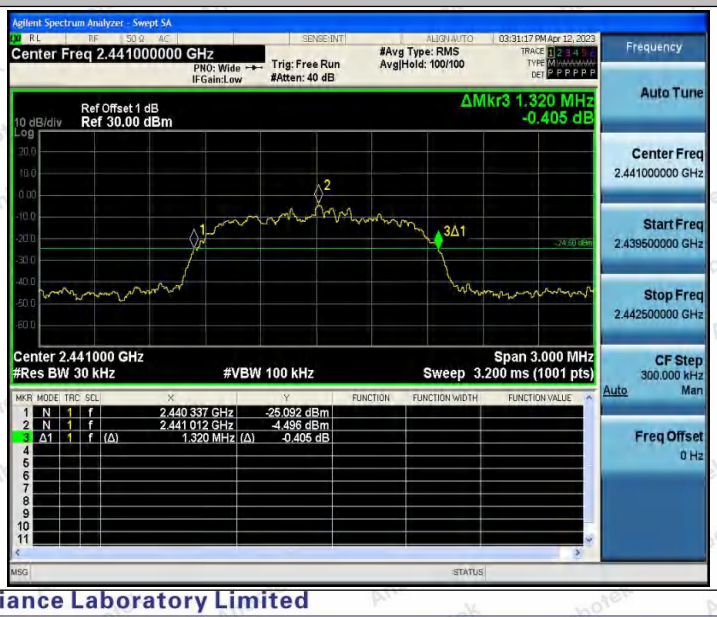

2DH5_Ant1_2480

3DH5_Ant1_2402

3DH5_Ant1_2441

3DH5_Ant1_2480

Appendix B: Occupied Channel Bandwidth

Test Result

TestMode	Antenna	Frequency[MHz]	OCB [MHz]	FL[MHz]	FH[MHz]	Limit[MHz]	Verdict
DH5	Ant1	2402	0.89662	2401.5577	2402.4543	---	---
		2441	0.90136	2440.5550	2441.4563	---	---
		2480	0.89832	2479.5567	2480.4550	---	---
2DH5	Ant1	2402	1.1807	2401.4101	2402.5908	---	---
		2441	1.1814	2440.4109	2441.5923	---	---
		2480	1.2029	2479.3990	2480.6019	---	---
3DH5	Ant1	2402	1.2010	2401.3972	2402.5982	---	---
		2441	1.2012	2440.3976	2441.5988	---	---
		2480	1.2168	2479.3879	2480.6047	---	---

Test Graphs

DH5_Ant1_2402

DH5_Ant1_2441

DH5_Ant1_2480

2DH5_Ant1_2402

2DH5_Ant1_2441

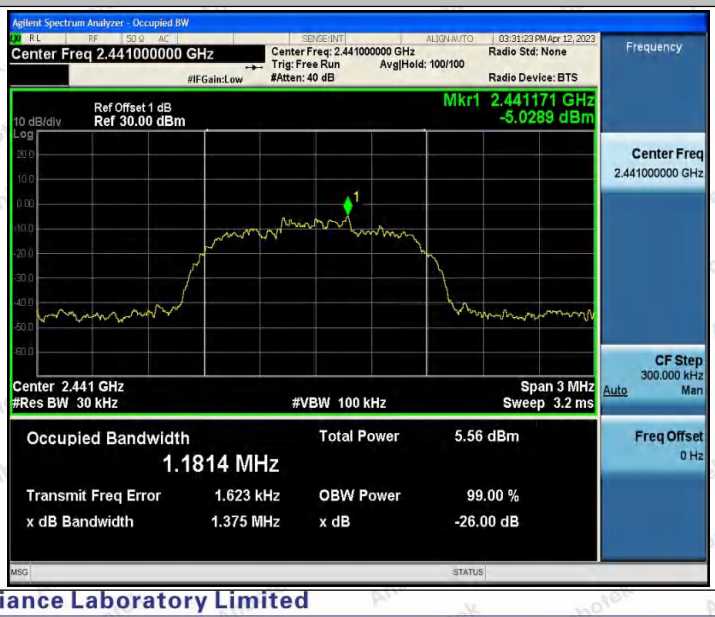

2DH5_Ant1_2480

3DH5_Ant1_2402

3DH5_Ant1_2441

3DH5_Ant1_2480

Appendix C: Maximum conducted output power

Test Result Peak

Test Mode	Antenna	Frequency[MHz]	Conducted Peak Power[dBm]	Conducted Limit[dBm]	Verdict
DH5	Ant1	2402	0.96	≤20.97	PASS
		2441	0.9	≤20.97	PASS
		2480	0.21	≤20.97	PASS
2DH5	Ant1	2402	0.1	≤20.97	PASS
		2441	0.13	≤20.97	PASS
		2480	-0.46	≤20.97	PASS
3DH5	Ant1	2402	0.22	≤20.97	PASS
		2441	0.26	≤20.97	PASS
		2480	-0.36	≤20.97	PASS

Test Graphs

DH5_Ant1_2402

DH5_Ant1_2441

DH5_Ant1_2480

2DH5_Ant1_2402

2DH5_Ant1_2441

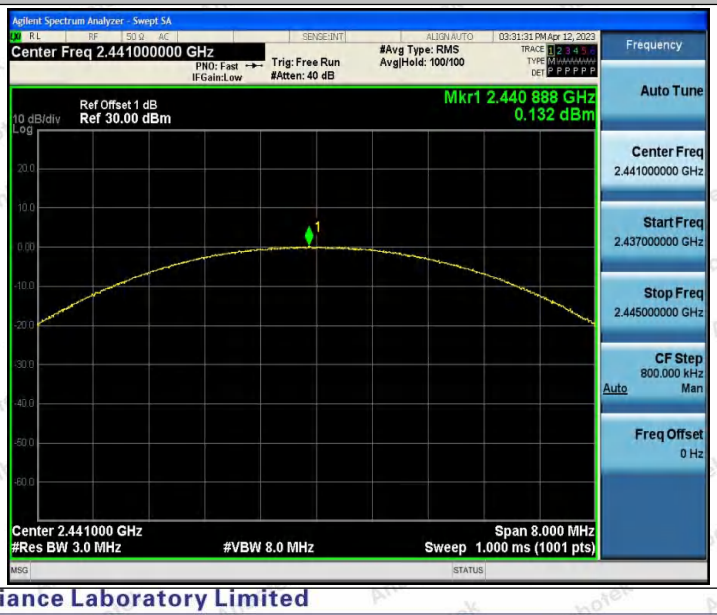

2DH5_Ant1_2480

3DH5_Ant1_2402

3DH5_Ant1_2441

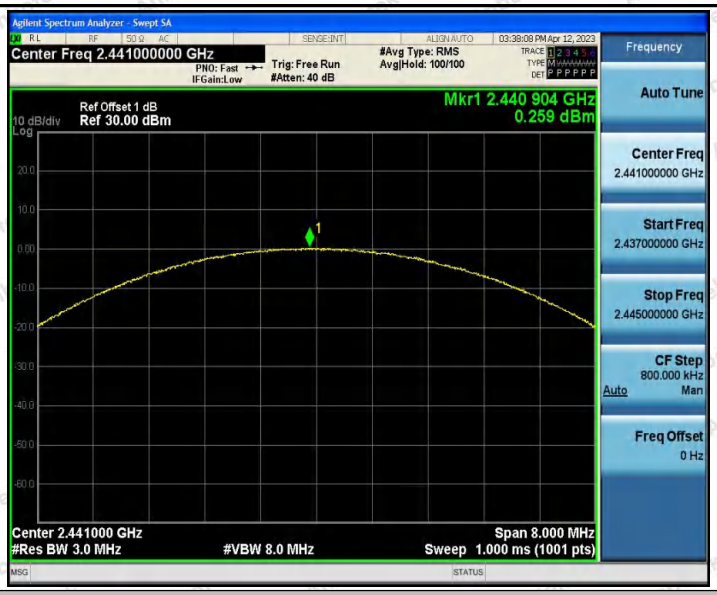

3DH5_Ant1_2480

Appendix D: Carrier frequency separation

Test Result

TestMode	Antenna	Frequency[MHz]	Result[MHz]	Limit[MHz]	Verdict
DH5	Ant1	Hop	1	≥0.688	PASS
2DH5	Ant1	Hop	1.046	≥0.892	PASS
3DH5	Ant1	Hop	1.04	≥0.882	PASS

Test Graphs

DH5_Ant1_Hop

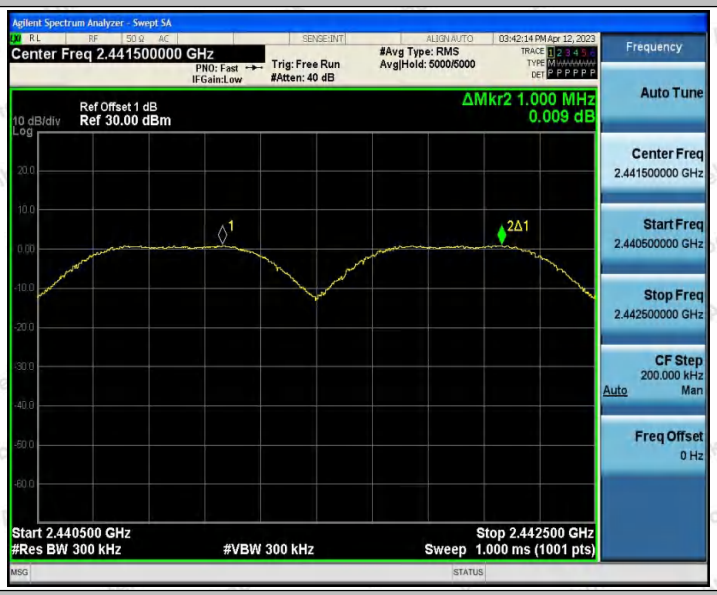

2DH5_Ant1_Hop

3DH5_Ant1_Hop

Agilent Spectrum Analyzer - Swept SA
Center Freq 2.441500000 GHz
PNO: Fast
IFGain:Low
Trig: Free Run
#Atten: 40 dB
#Avg Type: RMS
Avg|Hold: 5000/5000
03:54:26 PM Apr 12, 2023
Ref Offset 1 dB
10 dB/div
Ref 30.00 dBm
Log
ΔMkr2 1.040 MHz
-0.020 dB
Start 2.440500 GHz
#Res BW 300 kHz
#VBW 300 kHz
Stop 2.442500 GHz
Sweep 1.000 ms (1001 pts)
Frequency
Auto Tune
Center Freq
2.441500000 GHz
Start Freq
2.440500000 GHz
Stop Freq
2.442500000 GHz
CF Step
200.000 kHz
Auto
Man
Freq Offset
0 Hz

Appendix E: Time of occupancy

Test Result

TestMode	Antenna	Frequency[MHz]	BurstWidth [ms]	TotalHops [Num]	Result[s]	Limit[s]	Verdict
DH1	Ant1	Hop	0.372	313	0.116	≤0.4	PASS
DH3	Ant1	Hop	1.629	158	0.257	≤0.4	PASS
DH5	Ant1	Hop	2.877	110	0.316	≤0.4	PASS
2DH1	Ant1	Hop	0.380	313	0.119	≤0.4	PASS
2DH3	Ant1	Hop	1.631	165	0.269	≤0.4	PASS
2DH5	Ant1	Hop	2.880	102	0.294	≤0.4	PASS
3DH1	Ant1	Hop	0.381	315	0.12	≤0.4	PASS
3DH3	Ant1	Hop	1.634	162	0.265	≤0.4	PASS
3DH5	Ant1	Hop	2.882	107	0.308	≤0.4	PASS

Test Graphs

DH1_Ant1_Hop

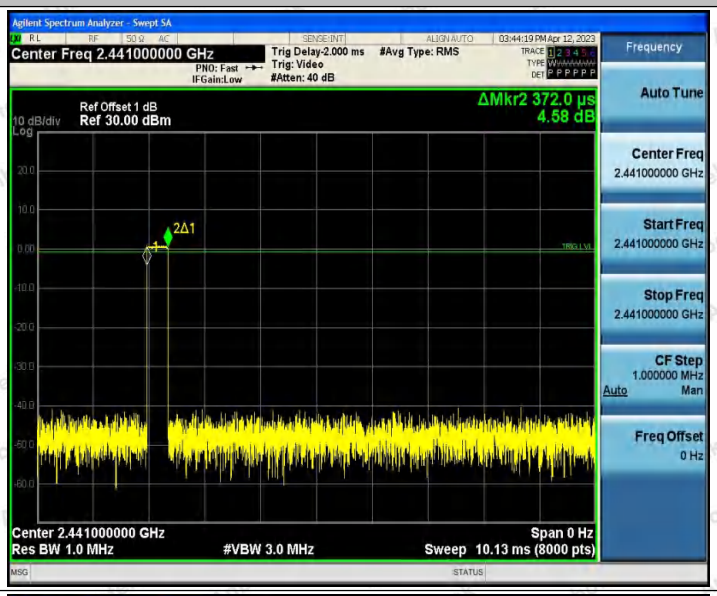

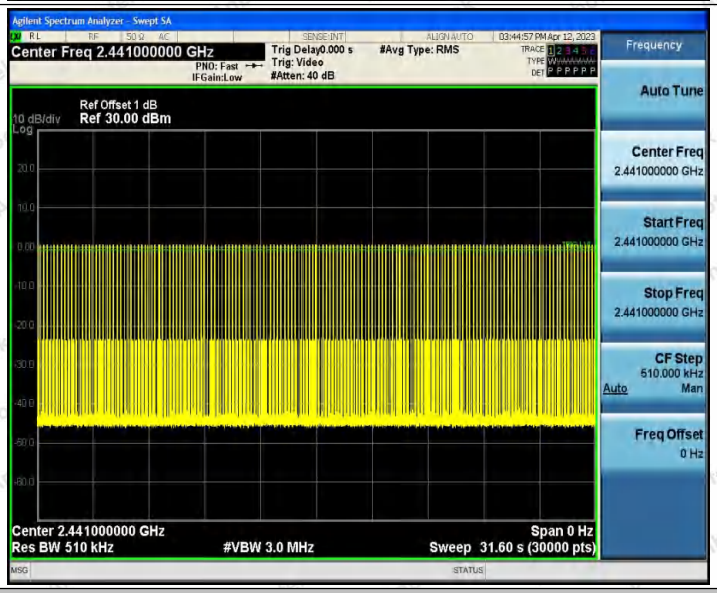

DH3_Ant1_Hop

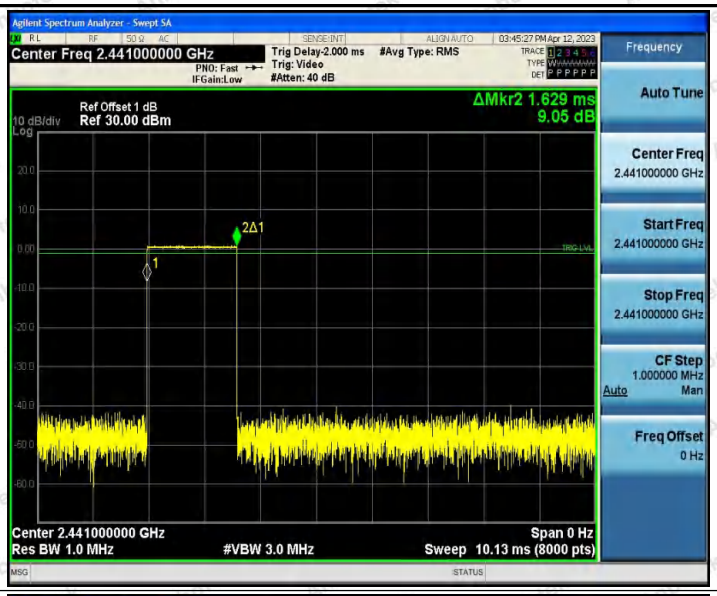
Agilent Spectrum Analyzer - Swept SA
Center Freq 2.441000000 GHz
PNO: Fast
IFGain:Low
Trig Delay-2.000 ms
Trig: Video
#Atten: 40 dB
#Avg Type: RMS
03:45:27 PM Apr 12, 2023
Ref Offset 1 dB
10 dB/div
Ref 30.00 dBm
Log
ΔMkr2 1.629 ms
9.05 dB
2Δ1
1
Center 2.441000000 GHz
Res BW 1.0 MHz
#VBW 3.0 MHz
Span 0 Hz
Sweep 10.13 ms (8000 pts)
Frequency
Auto Tune
Center Freq
2.441000000 GHz
Start Freq
2.441000000 GHz
Stop Freq
2.441000000 GHz
CF Step
1.000000 MHz
Auto
Man
Freq Offset
0 Hz

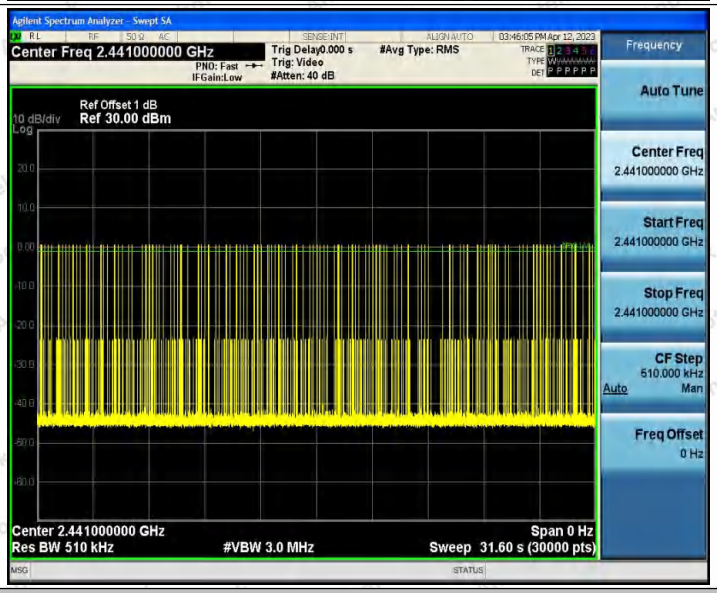
Agilent Spectrum Analyzer - Swept SA
Center Freq 2.441000000 GHz
PNO: Fast
IFGain:Low
Trig Delay0.000 s
Trig: Video
#Atten: 40 dB
#Avg Type: RMS
03:46:05 PM Apr 12, 2023
Ref Offset 1 dB
10 dB/div
Ref 30.00 dBm
Log
Center 2.441000000 GHz
Res BW 510 kHz
#VBW 3.0 MHz
Span 0 Hz
Sweep 31.60 s (30000 pts)
Frequency
Auto Tune
Center Freq
2.441000000 GHz
Start Freq
2.441000000 GHz
Stop Freq
2.441000000 GHz
CF Step
510.000 kHz
Auto
Man
Freq Offset
0 Hz

DH5_Ant1_Hop

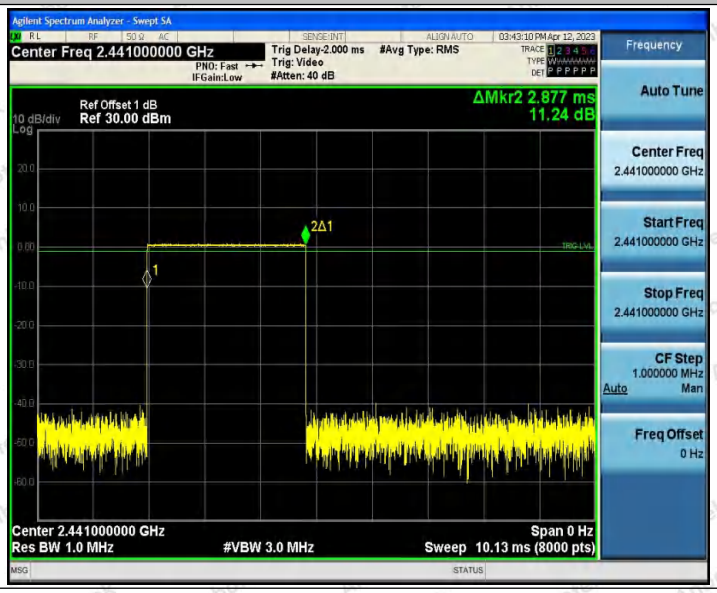
Agilent Spectrum Analyzer - Swept SA
Center Freq 2.441000000 GHz
PNO: Fast
IFGain:Low
Trig Delay-2.000 ms
Trig: Video
#Atten: 40 dB
#Avg Type: RMS
03:43:10 PM Apr 12, 2023
Ref Offset 1 dB
10 dB/div
Ref 30.00 dBm
Log
ΔMkr2 2.877 ms
11.24 dB
2Δ1
1
Center 2.441000000 GHz
Res BW 1.0 MHz
#VBW 3.0 MHz
Span 0 Hz
Sweep 10.13 ms (8000 pts)
Frequency
Auto Tune
Center Freq
2.441000000 GHz
Start Freq
2.441000000 GHz
Stop Freq
2.441000000 GHz
CF Step
1.000000 MHz
Auto
Man
Freq Offset
0 Hz

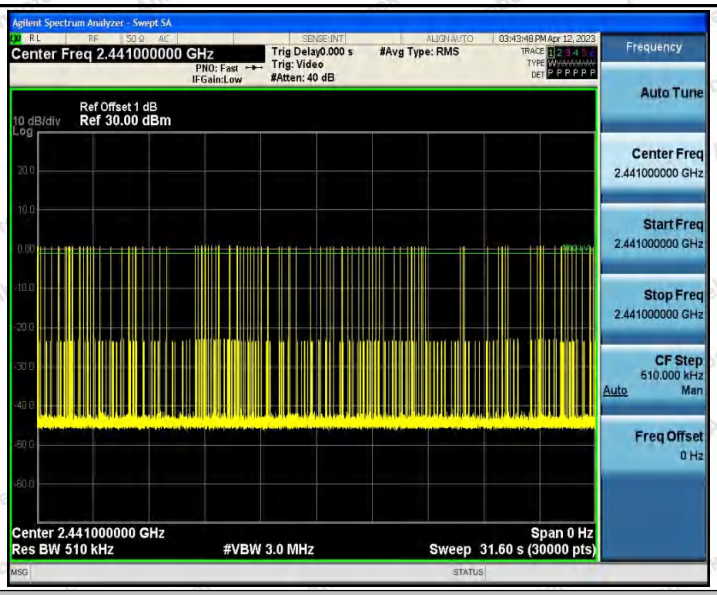

2DH1_Ant1_Hop

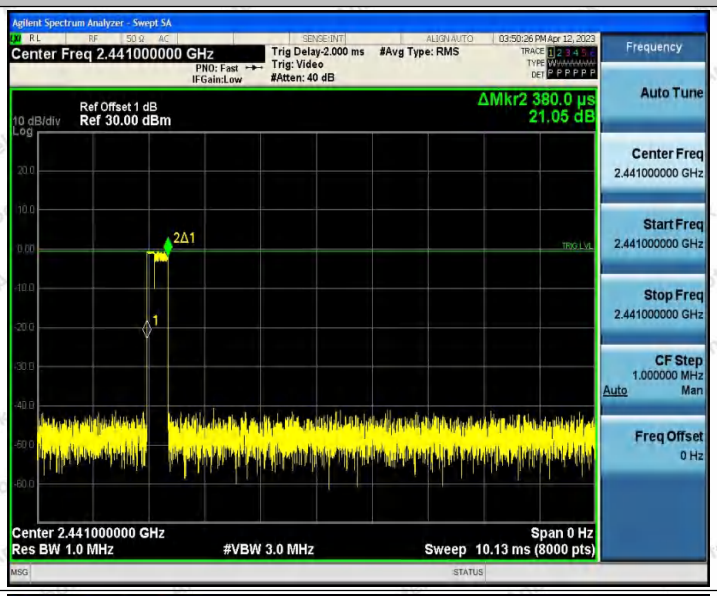

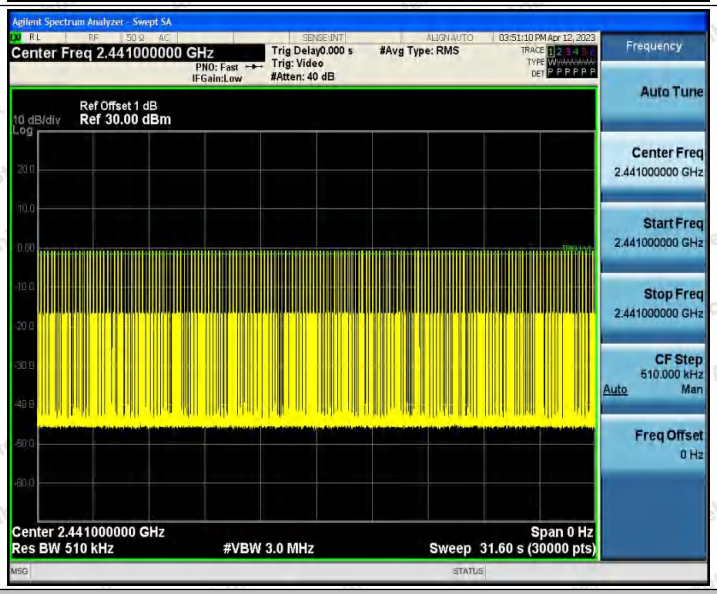

2DH3_Ant1_Hop

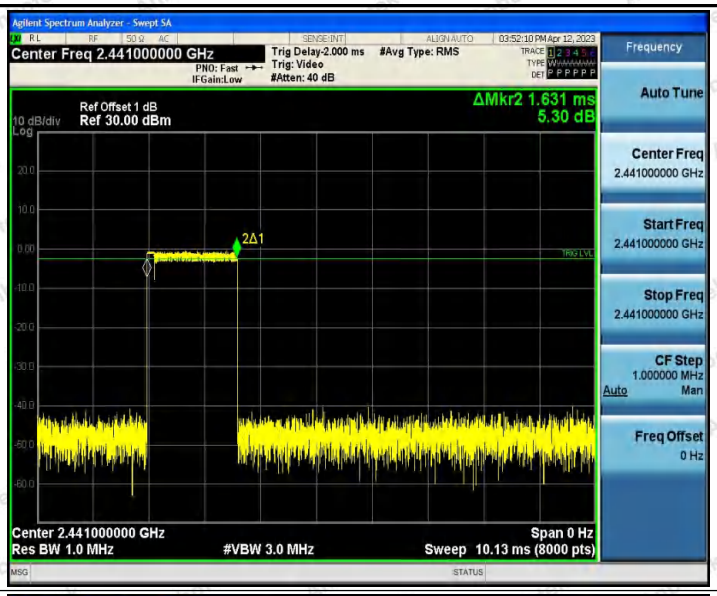

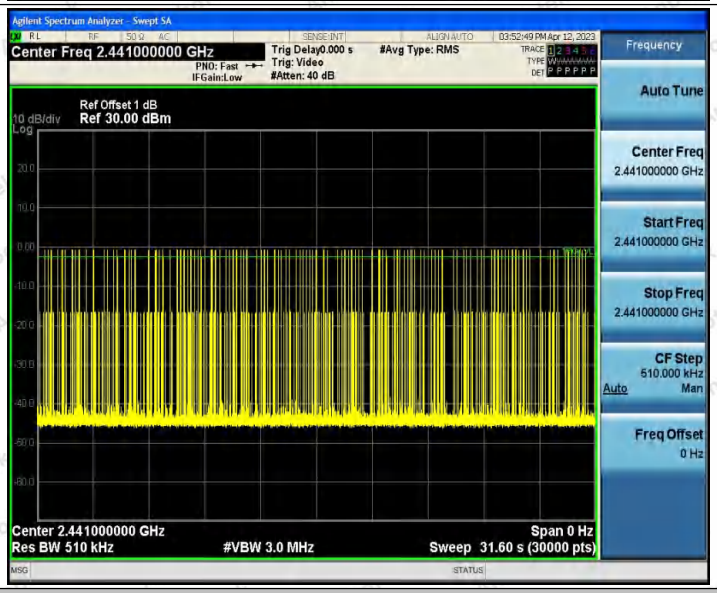

2DH5_Ant1_Hop

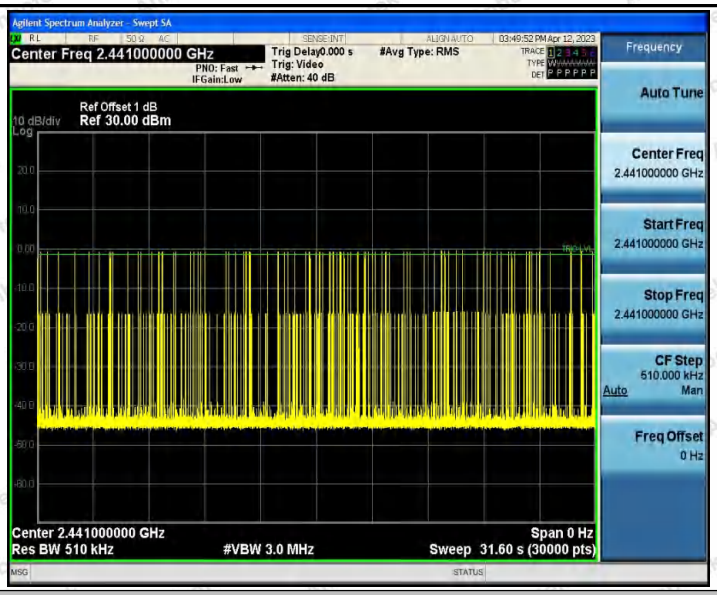

3DH1_Ant1_Hop

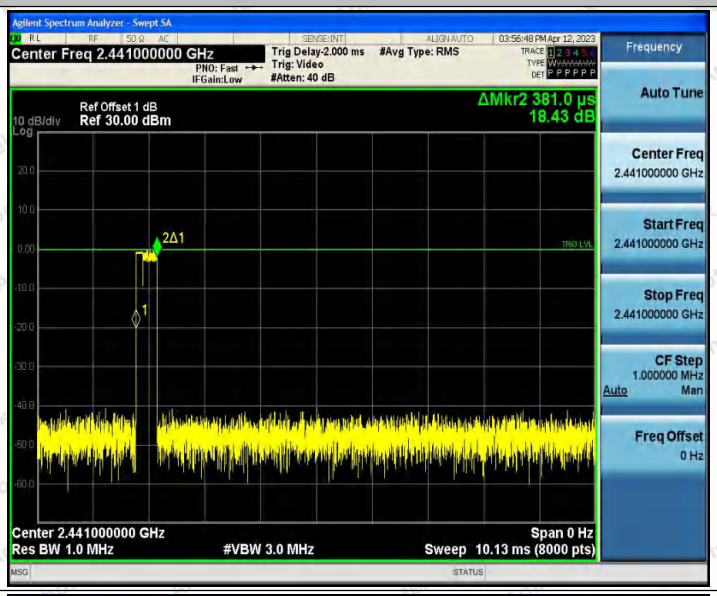

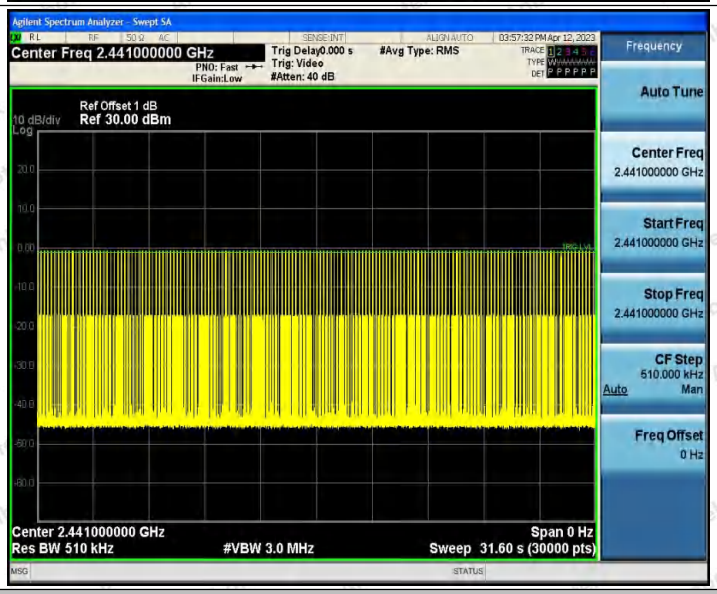

3DH3_Ant1_Hop

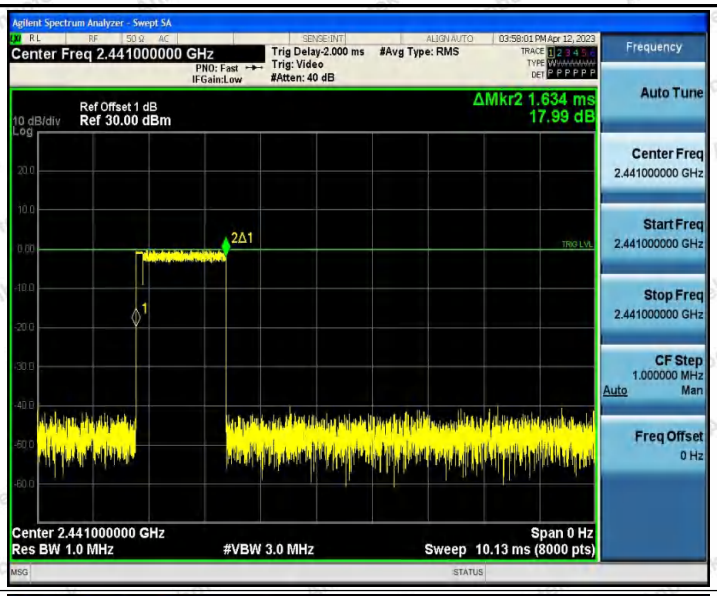

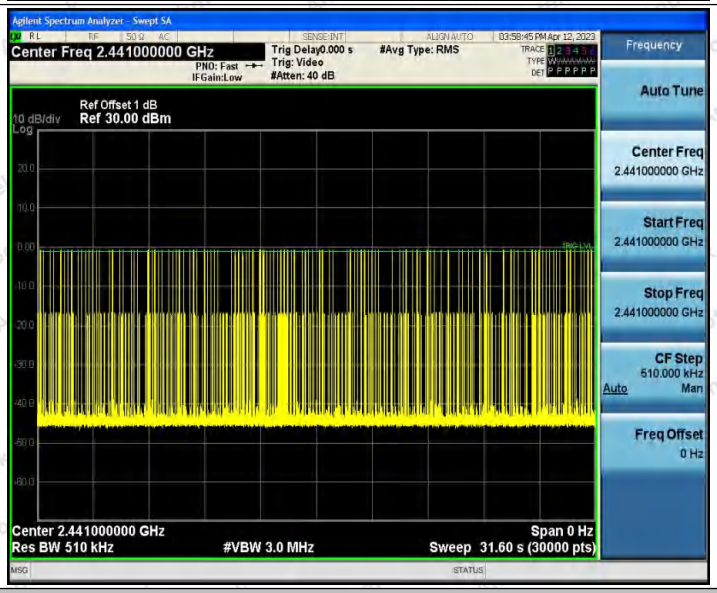

3DH5_Ant1_Hop

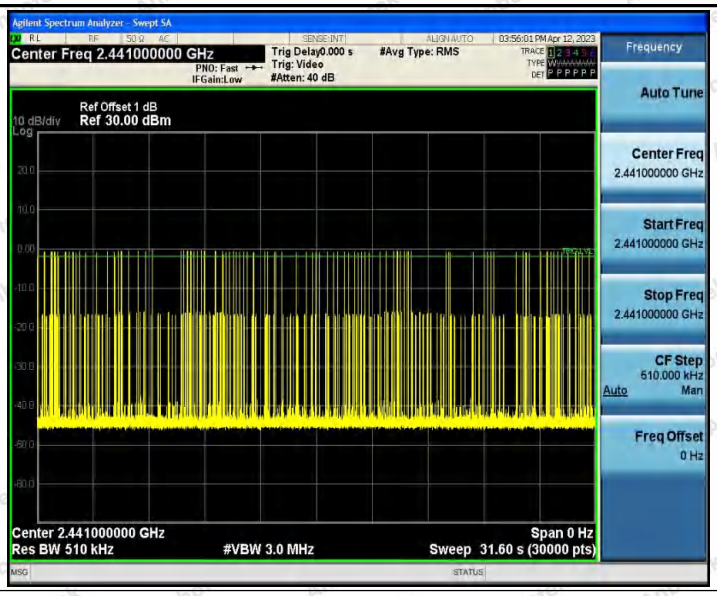
Agilent Spectrum Analyzer - Swept SA
Center Freq 2.441000000 GHz
PNO: Fast
IFGain:Low
Trig Delay0.000 s
Trig: Video
#Atten: 40 dB
#Avg Type: RMS
Ref Offset 1 dB
10 dB/div
Ref 30.00 dBm
Log
Center 2.441000000 GHz
Res BW 510 kHz
#VBW 3.0 MHz
Span 0 Hz
Sweep 31.60 s (30000 pts)
Frequency
Auto Tune
Center Freq
2.441000000 GHz
Start Freq
2.441000000 GHz
Stop Freq
2.441000000 GHz
CF Step
510.000 kHz
Auto
Man
Freq Offset
0 Hz

Appendix F: Number of hopping channels

Test Result

TestMode	Antenna	Frequency[MHz]	Result[Num]	Limit[Num]	Verdict
DH5	Ant1	Hop	79	≥15	PASS
2DH5	Ant1	Hop	79	≥15	PASS
3DH5	Ant1	Hop	79	≥15	PASS

Test Graphs

DH5_Ant1_Hop

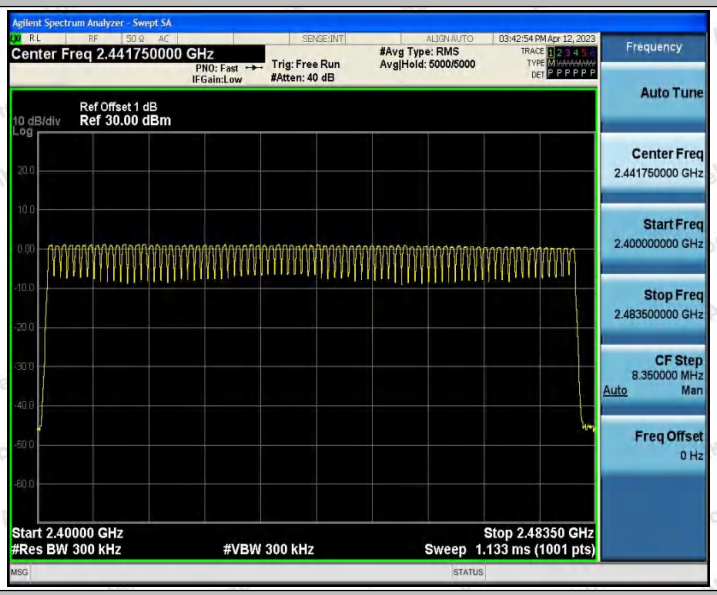

2DH5_Ant1_Hop

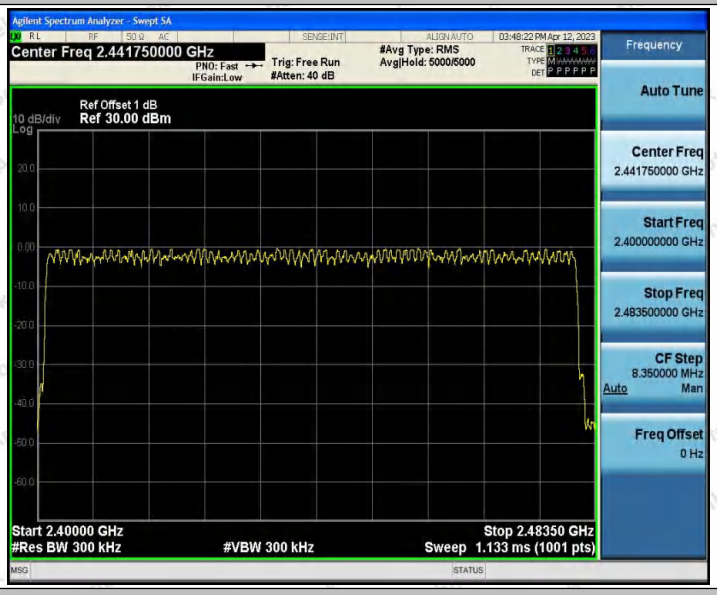

3DH5_Ant1_Hop

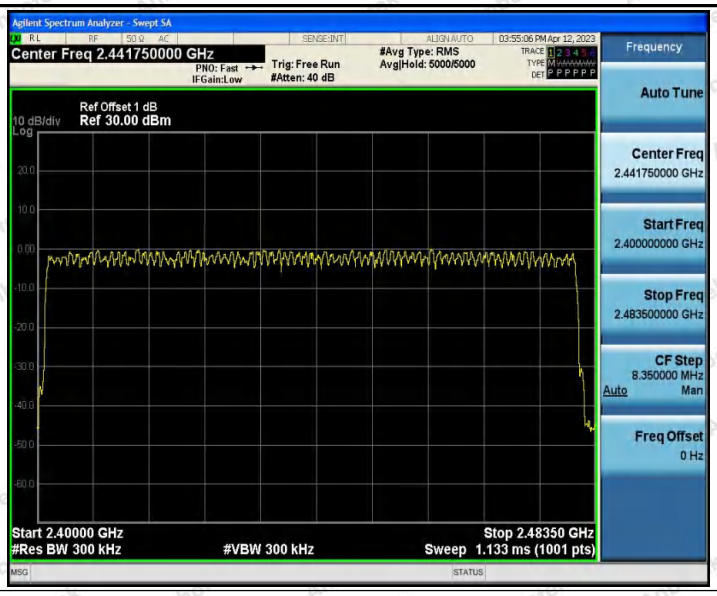
Agilent Spectrum Analyzer - Swept SA
Center Freq 2.441750000 GHz
PNO: Fast
IFGain:Low
Trig: Free Run
#Atten: 40 dB
#Avg Type: RMS
Avg|Hold: 5000/5000
03:55:06 PM Apr 12, 2023
Ref Offset 1 dB
10 dB/div
Log
Ref 30.00 dBm
Start 2.40000 GHz
#Res BW 300 kHz
#VBW 300 kHz
Stop 2.48350 GHz
Sweep 1.133 ms (1001 pts)
Frequency
Auto Tune
Center Freq
2.441750000 GHz
Start Freq
2.400000000 GHz
Stop Freq
2.483500000 GHz
CF Step
8.350000 MHz
Auto
Man
Freq Offset
0 Hz

Appendix G: Band edge measurements

Test Result

TestMode	Antenna	ChName	Frequency[MHz]	RefLevel [dBm]	Result [dBm]	Limit [dBm]	Verdict
DH5	Ant1	Low	2402	0.61	-57.4	≤-19.39	PASS
		High	2480	-0.33	-57.75	≤-20.33	PASS
		Low	Hop_2402	0.25	-58.05	≤-19.75	PASS
		High	Hop_2480	-0.09	-57.27	≤-20.09	PASS
2DH5	Ant1	Low	2402	-1.20	-57.32	≤-21.2	PASS
		High	2480	-1.69	-56.94	≤-21.69	PASS
		Low	Hop_2402	-1.02	-58.06	≤-21.02	PASS
		High	Hop_2480	-1.50	-57.72	≤-21.5	PASS
3DH5	Ant1	Low	2402	-0.87	-57.73	≤-20.87	PASS
		High	2480	-3.54	-57.42	≤-23.54	PASS
		Low	Hop_2402	-1.10	-58.63	≤-21.1	PASS
		High	Hop_2480	-1.01	-56.92	≤-21.01	PASS

Test Graphs

DH5_Ant1_Low_2402

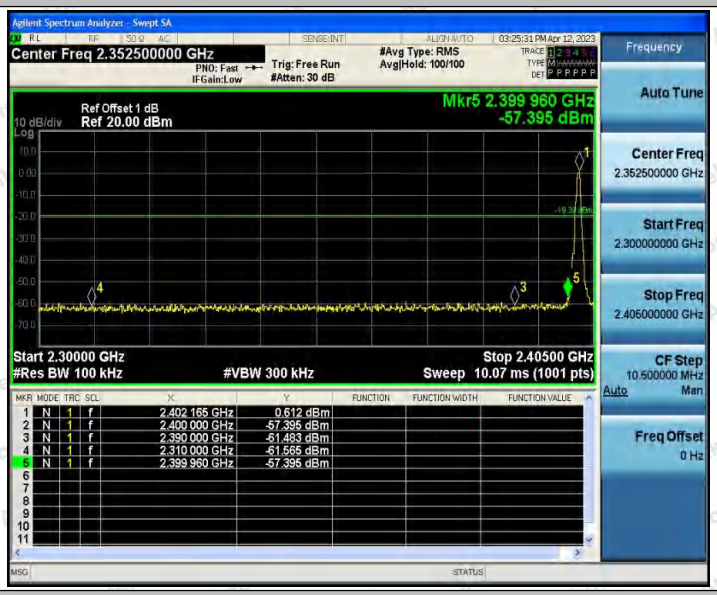

DH5_Ant1_High_2480

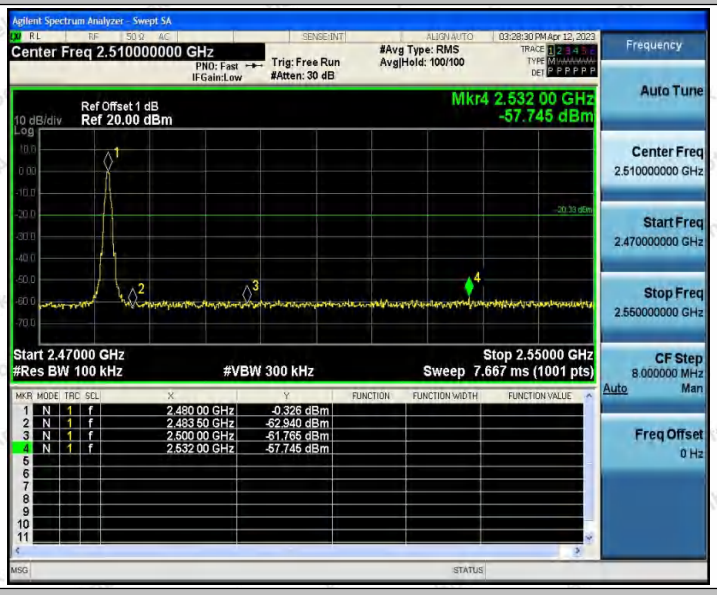

DH5_Ant1_Low_Hop_2402

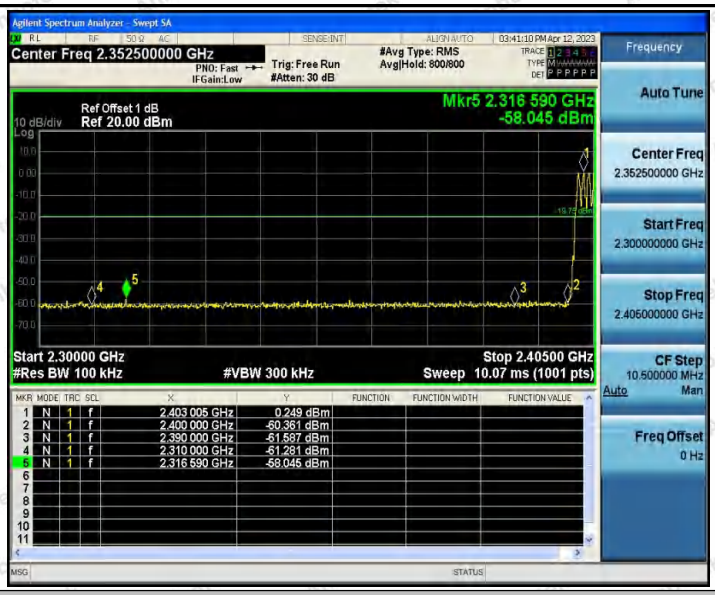

DH5_Ant1_High_Hop_2480

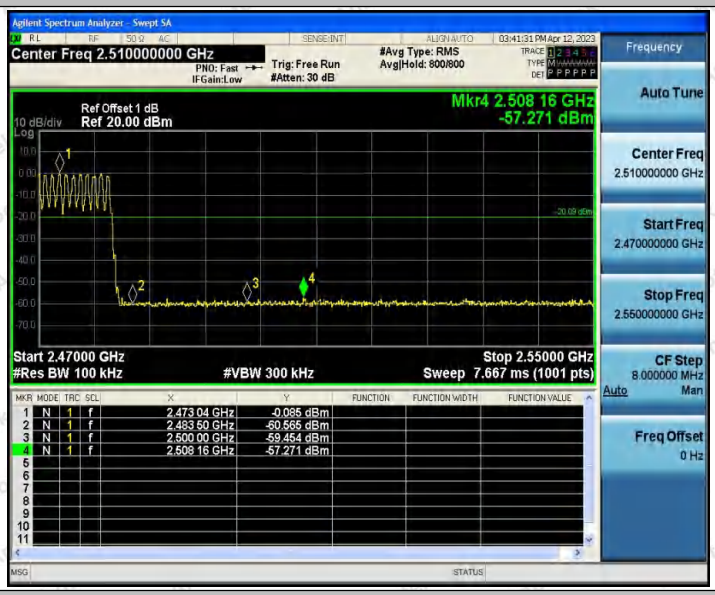

2DH5_Ant1_Low_2402

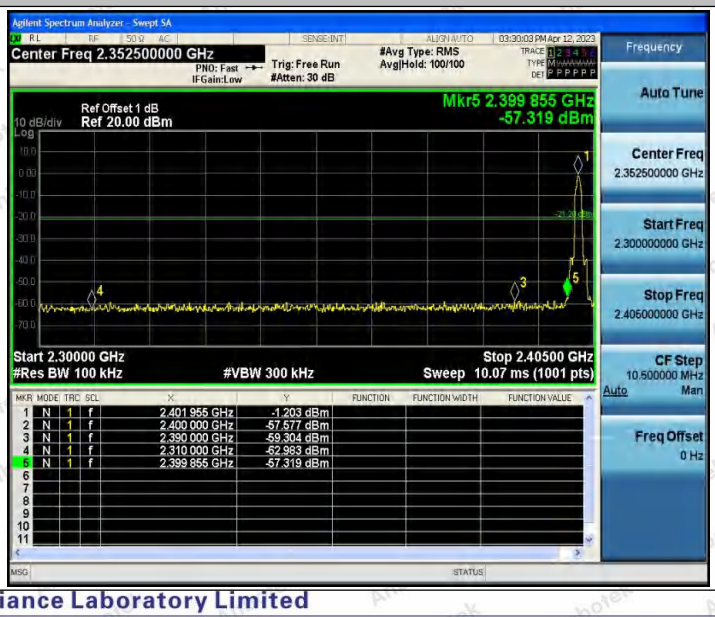

2DH5_Ant1_High_2480

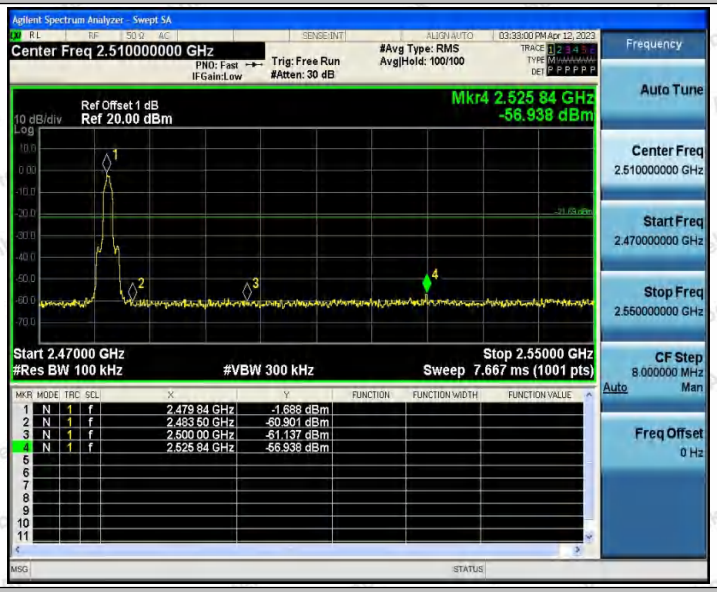

2DH5_Ant1_Low_Hop_2402

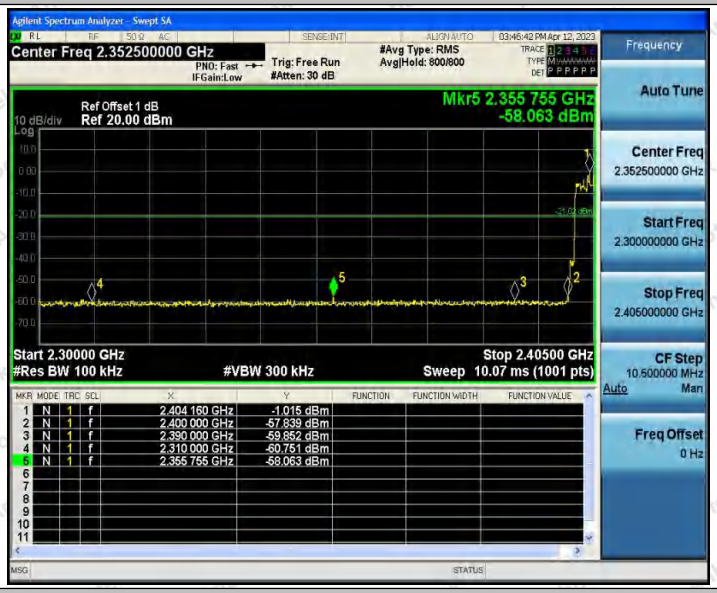

2DH5_Ant1_High_Hop_2480

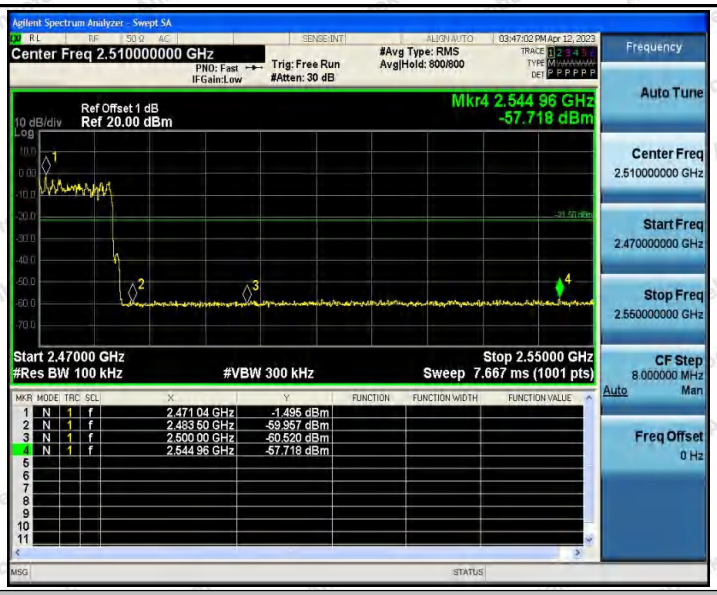

3DH5_Ant1_Low_2402

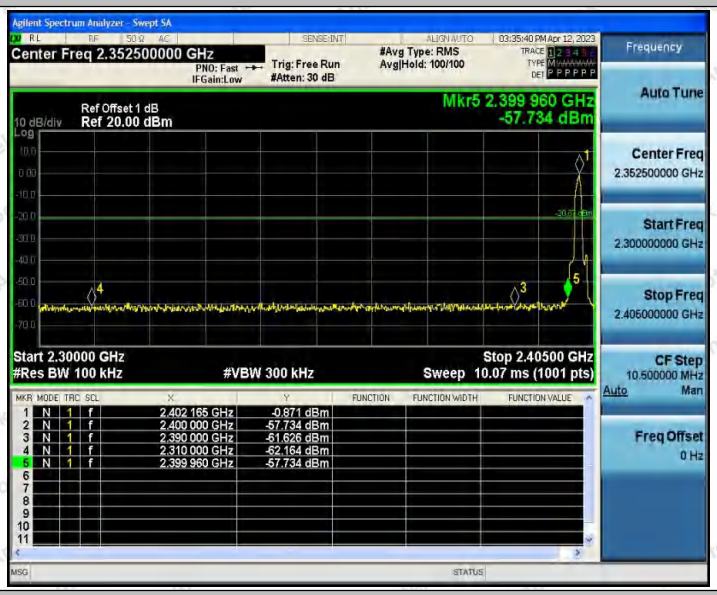

3DH5_Ant1_High_2480

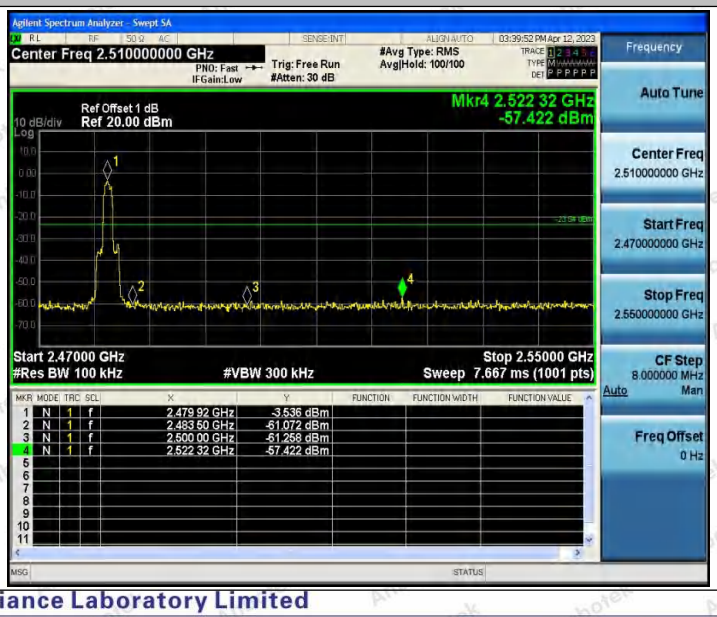

3DH5_Ant1_Low_Hop_2402

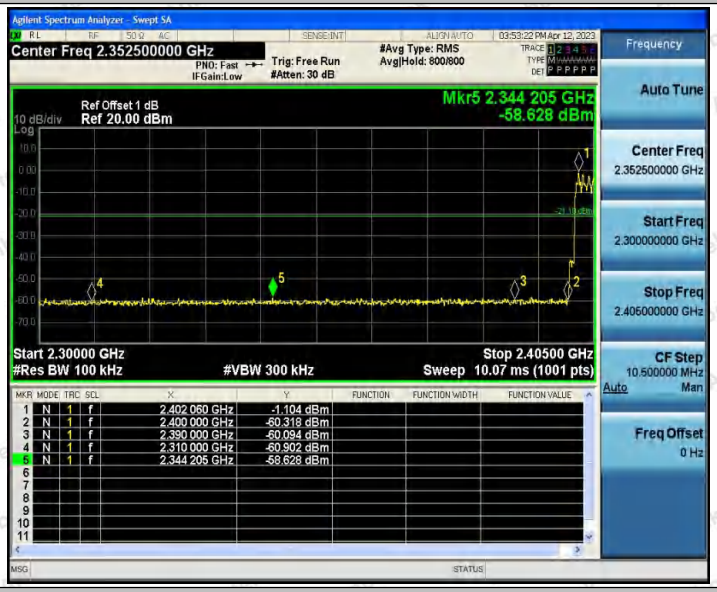

3DH5_Ant1_High_Hop_2480

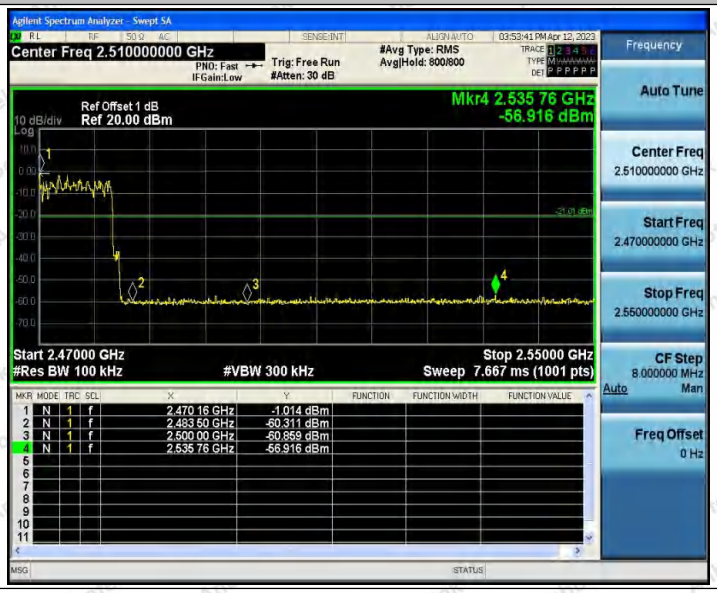

Appendix H: Conducted Spurious Emission

Test Result

TestMode	Antenna	Frequency[MHz]	FreqRange [MHz]	RefLevel [dBm]	Result [dBm]	Limit [dBm]	Verdict
DH5	Ant1	2402	Reference	-0.16	-0.16	---	PASS
			30~1000	-0.16	-69.63	≤-20.16	PASS
			1000~26500	-0.16	-54.98	≤-20.16	PASS
		2441	Reference	-0.13	-0.13	---	PASS
			30~1000	-0.13	-69.57	≤-20.13	PASS
			1000~26500	-0.13	-54.82	≤-20.13	PASS
		2480	Reference	-0.64	-0.64	---	PASS
			30~1000	-0.64	-69.69	≤-20.64	PASS
			1000~26500	-0.64	-55.19	≤-20.64	PASS
2DH5	Ant1	2402	Reference	-1.16	-1.16	---	PASS
			30~1000	-1.16	-69.36	≤-21.16	PASS
			1000~26500	-1.16	-54.19	≤-21.16	PASS
		2441	Reference	-4.38	-4.38	---	PASS
			30~1000	-4.38	-69.06	≤-24.38	PASS
			1000~26500	-4.38	-54.81	≤-24.38	PASS
		2480	Reference	-1.98	-1.98	---	PASS
			30~1000	-1.98	-69.04	≤-21.98	PASS
			1000~26500	-1.98	-54.66	≤-21.98	PASS
3DH5	Ant1	2402	Reference	-2.59	-2.59	---	PASS
			30~1000	-2.59	-69.92	≤-22.59	PASS
			1000~26500	-2.59	-54.4	≤-22.59	PASS
		2441	Reference	-4.19	-4.19	---	PASS
			30~1000	-4.19	-68.87	≤-24.19	PASS
			1000~26500	-4.19	-53.95	≤-24.19	PASS
		2480	Reference	-1.34	-1.34	---	PASS
			30~1000	-1.34	-68.55	≤-21.34	PASS
			1000~26500	-1.34	-54.23	≤-21.34	PASS

Test Graphs

DH5_Ant1_2402_0~Reference

DH5_Ant1_2402_30~1000

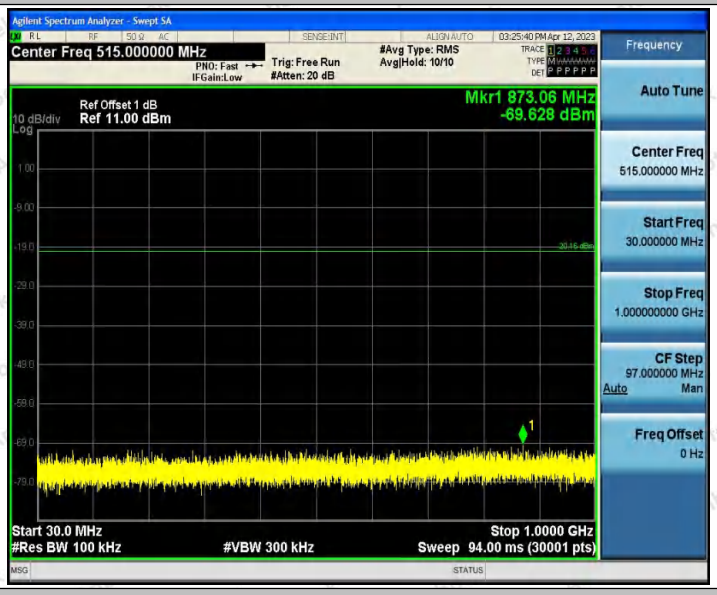

DH5_Ant1_2402_1000~26500

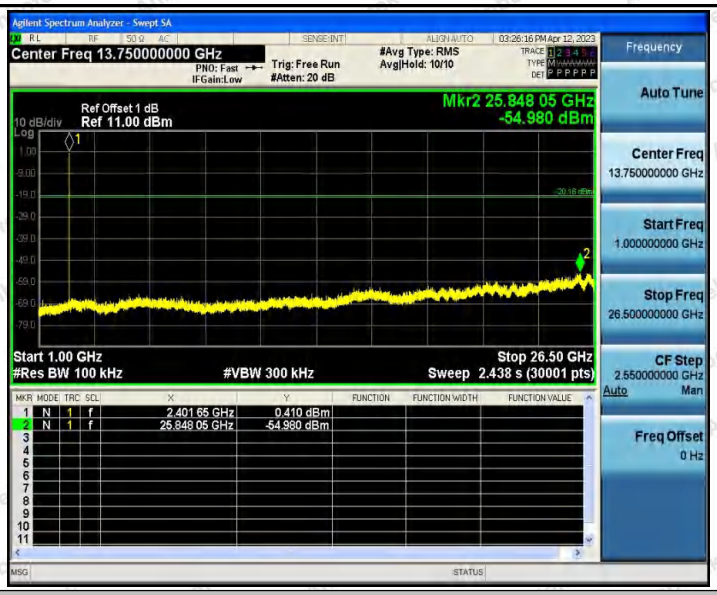

DH5_Ant1_2441_0~Reference

DH5_Ant1_2441_30~1000

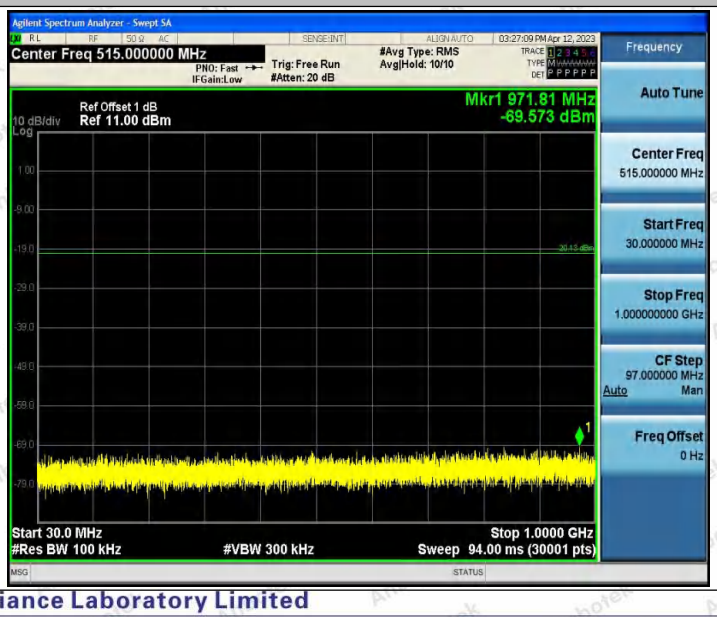

DH5_Ant1_2441_1000~26500

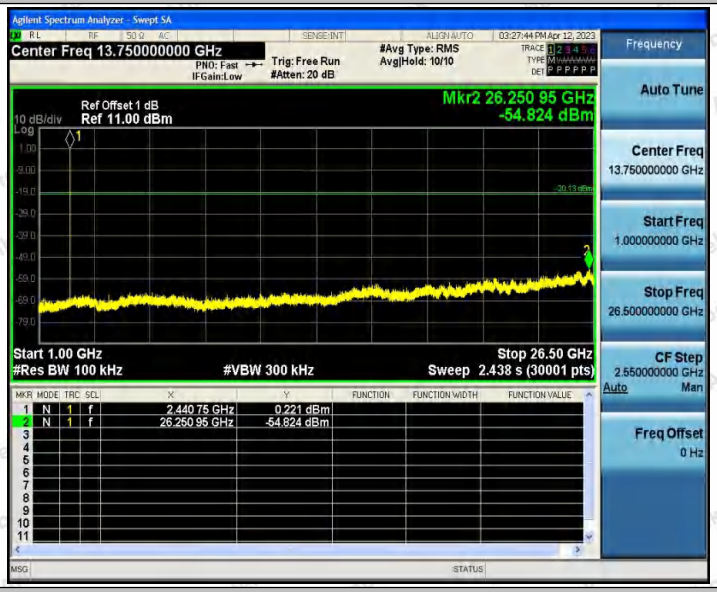

DH5_Ant1_2480_0~Reference

DH5_Ant1_2480_30~1000

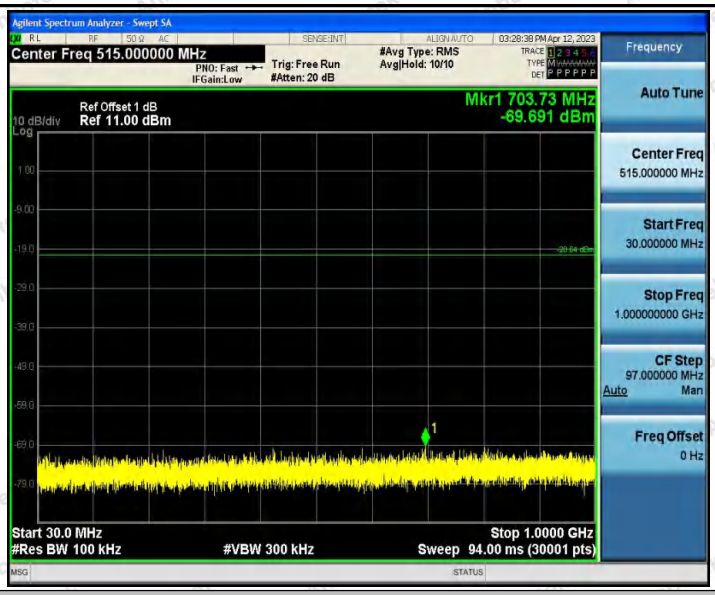

DH5_Ant1_2480_1000~26500

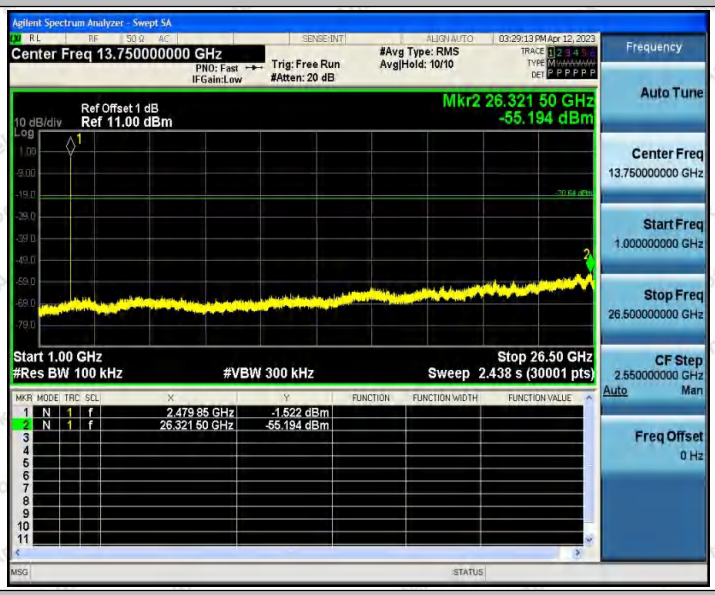

2DH5_Ant1_2402_0~Reference

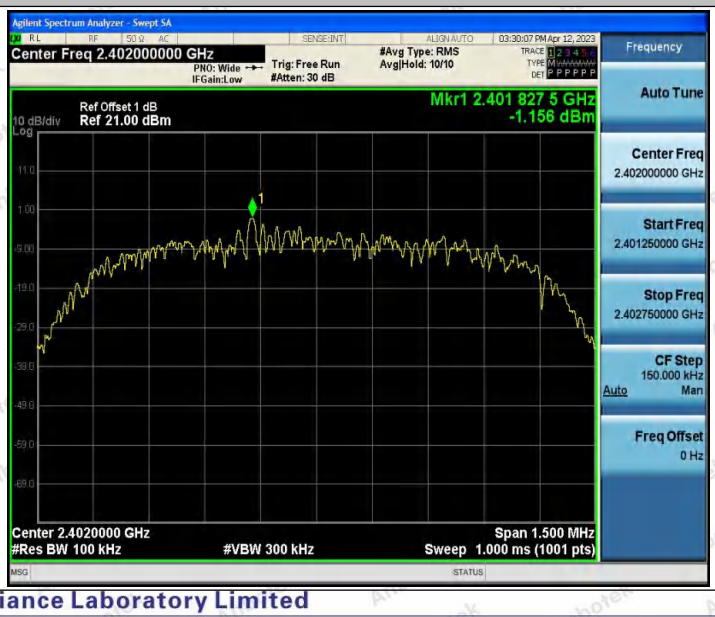

2DH5_Ant1_2402_30~1000

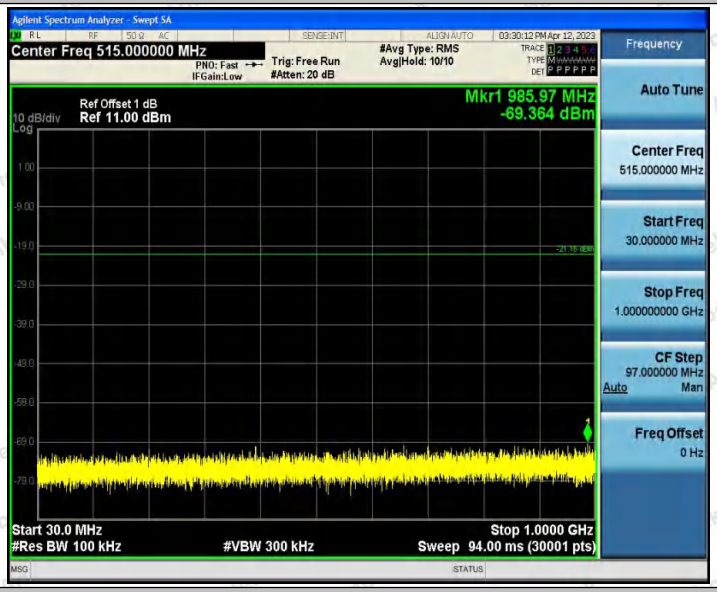

2DH5_Ant1_2402_1000~26500

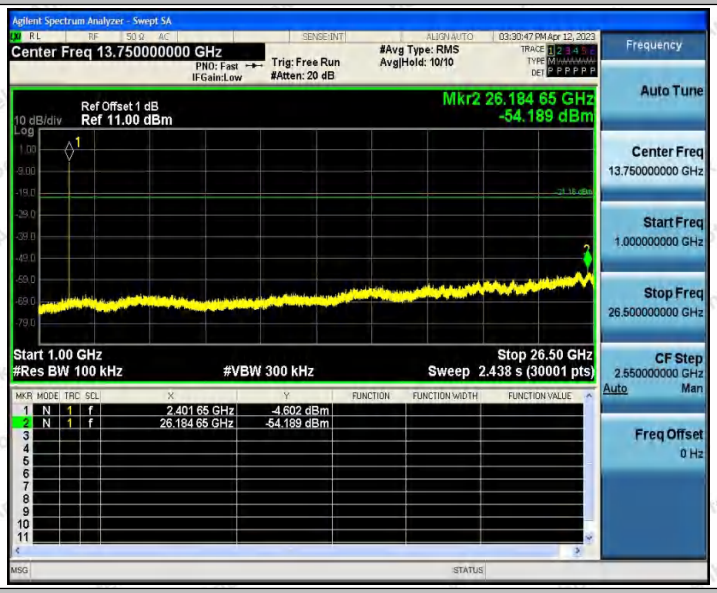

2DH5_Ant1_2441_0~Reference

2DH5_Ant1_2441_30~1000

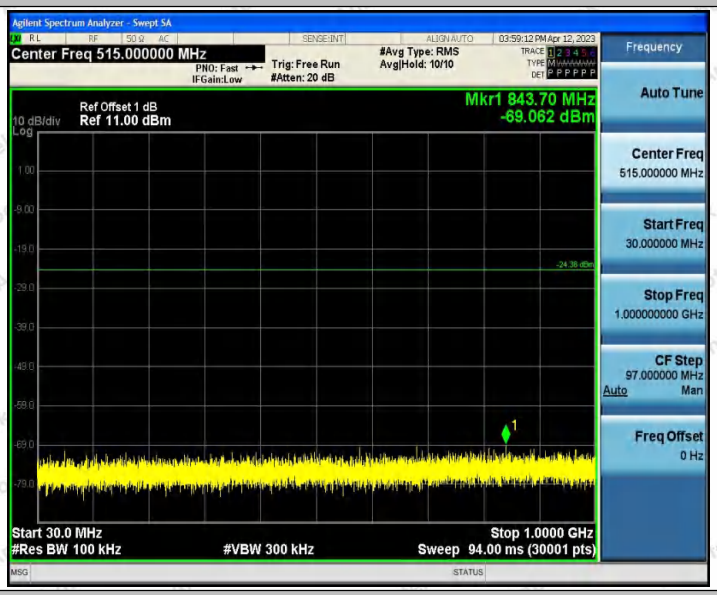

2DH5_Ant1_2441_1000~26500

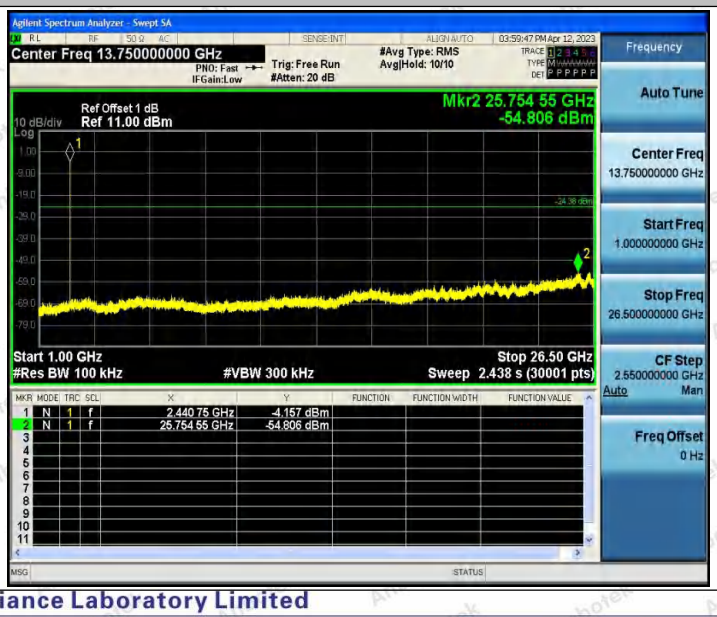

2DH5_Ant1_2480_0~Reference

2DH5_Ant1_2480_30~1000

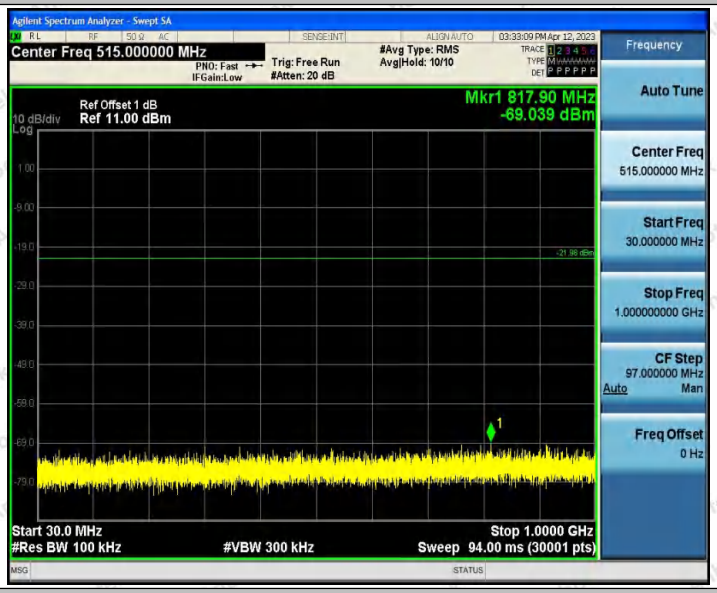

2DH5_Ant1_2480_1000~26500

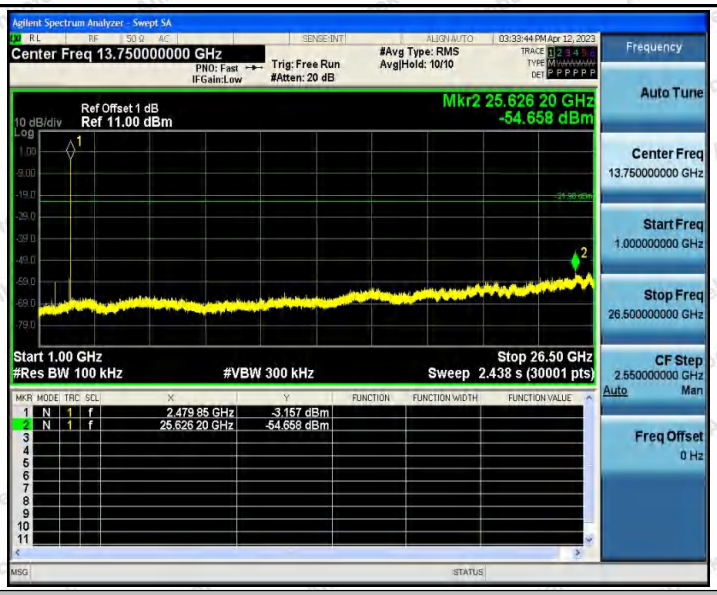

3DH5_Ant1_2402_0~Reference

3DH5_Ant1_2402_30~1000

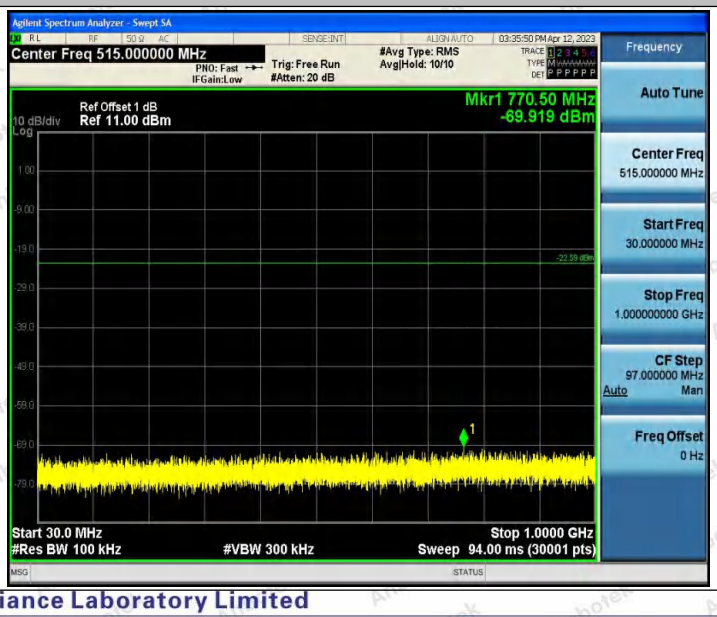

3DH5_Ant1_2402_1000~26500

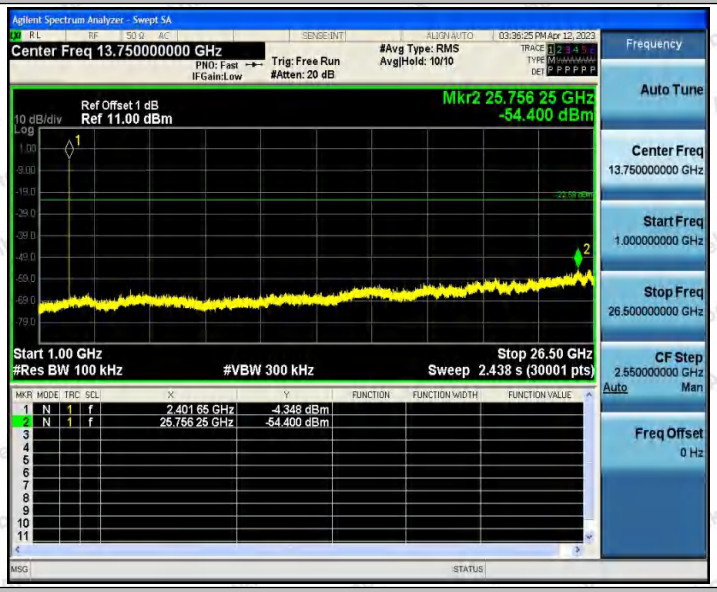

3DH5_Ant1_2441_0~Reference

3DH5_Ant1_2441_30~1000

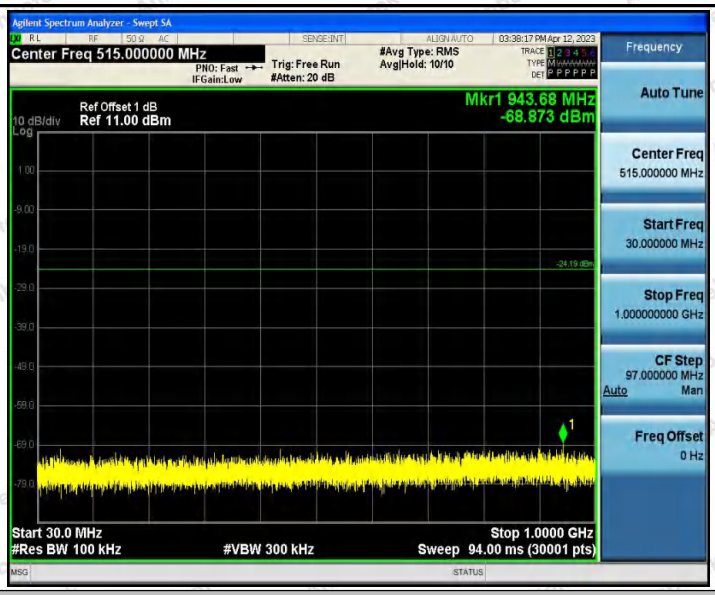

3DH5_Ant1_2441_1000~26500

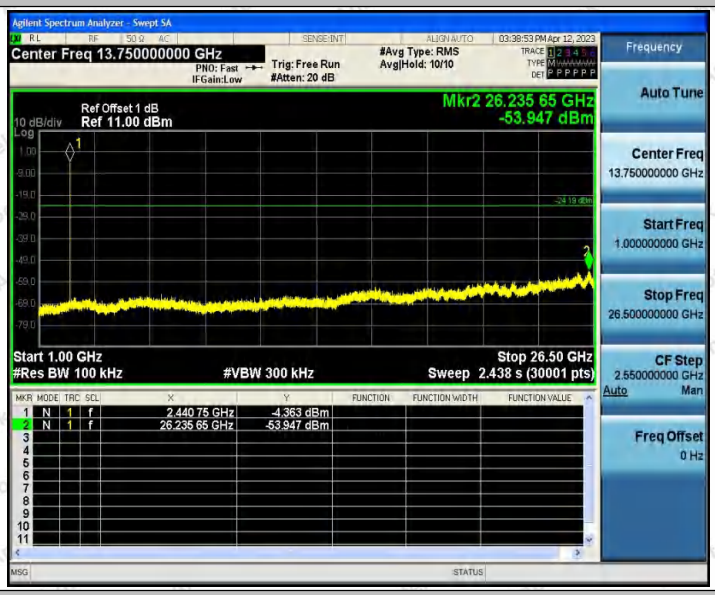

3DH5_Ant1_2480_0~Reference

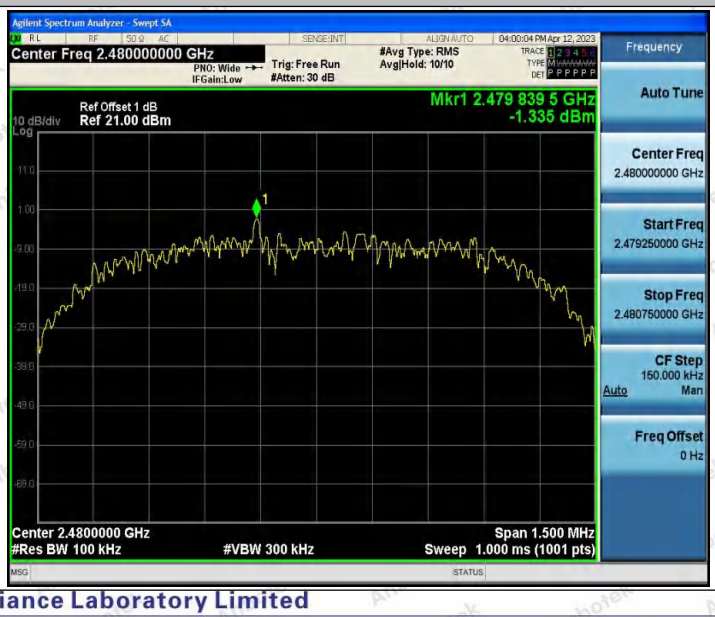

3DH5_Ant1_2480_30~1000

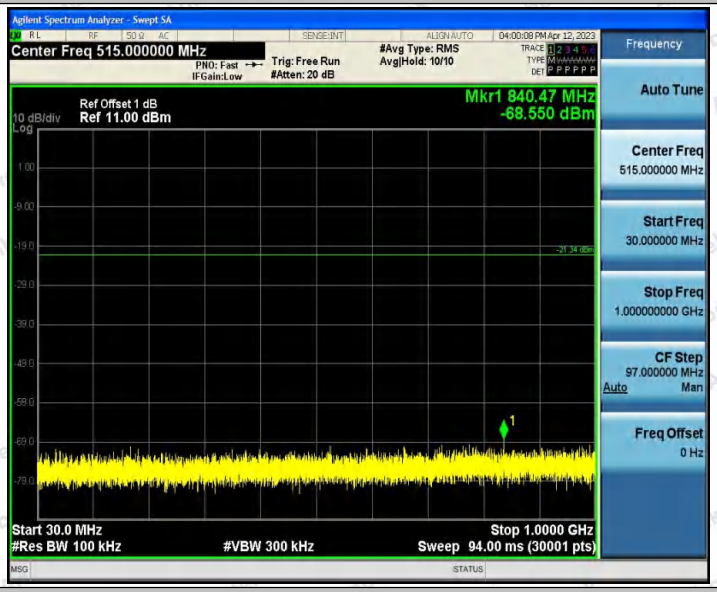

3DH5_Ant1_2480_1000~26500

Appendix I: Duty Cycle

Test Result

TestMode	Antenna	Frequency[MHz]	ON Time [ms]	Period [ms]	Duty Cycle [%]	Duty Cycle Factor[dB]
DH5	Ant1	2402	2.88	3.75	76.80	1.15
		2441	2.89	3.75	77.07	1.13
		2480	2.88	3.75	76.80	1.15
2DH5	Ant1	2402	2.88	3.74	77.01	1.13
		2441	2.88	3.76	76.60	1.16
		2480	2.88	3.75	76.80	1.15
3DH5	Ant1	2402	2.88	3.75	76.80	1.15
		2441	2.88	3.75	76.80	1.15
		2480	2.89	3.76	76.86	1.14

Test Graphs

DH5_Ant1_2402

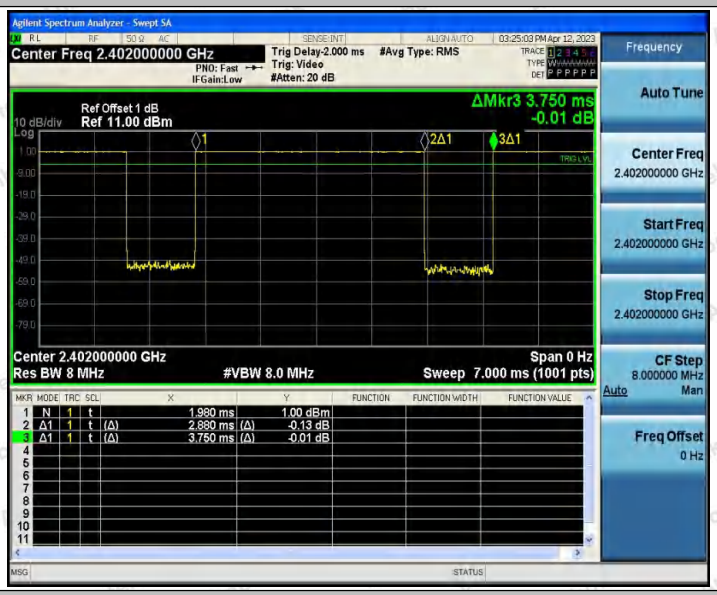

DH5_Ant1_2441

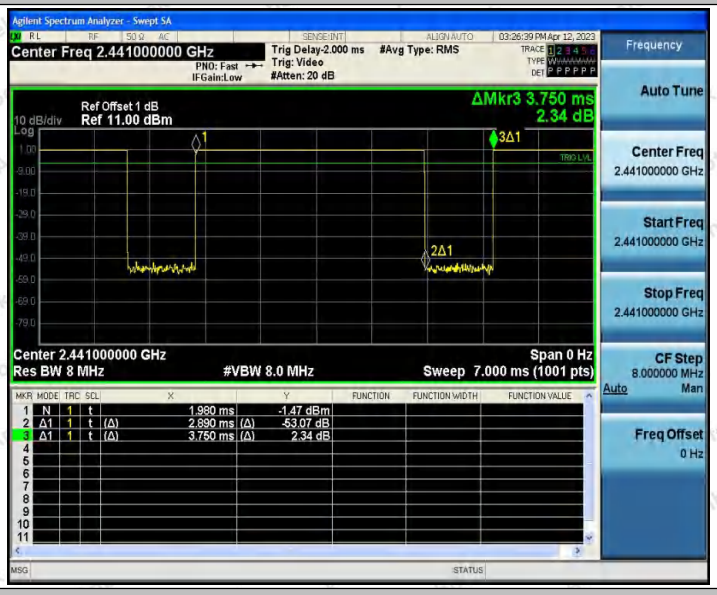

DH5_Ant1_2480

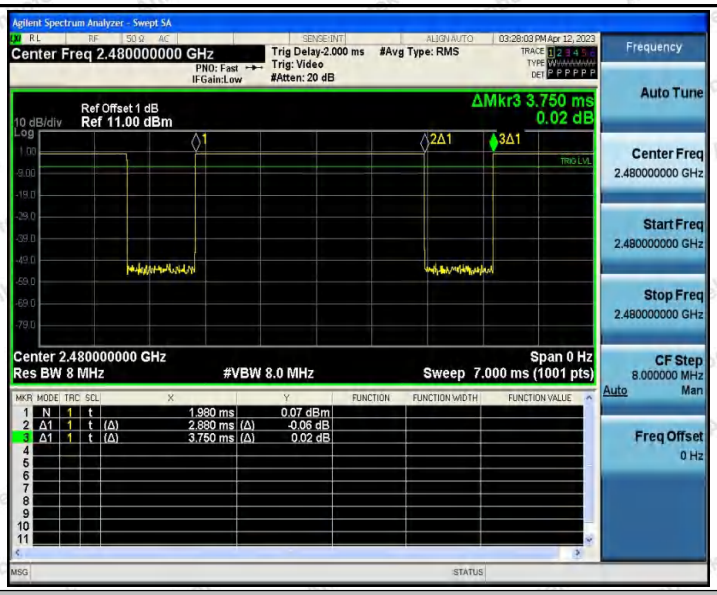

2DH5_Ant1_2402

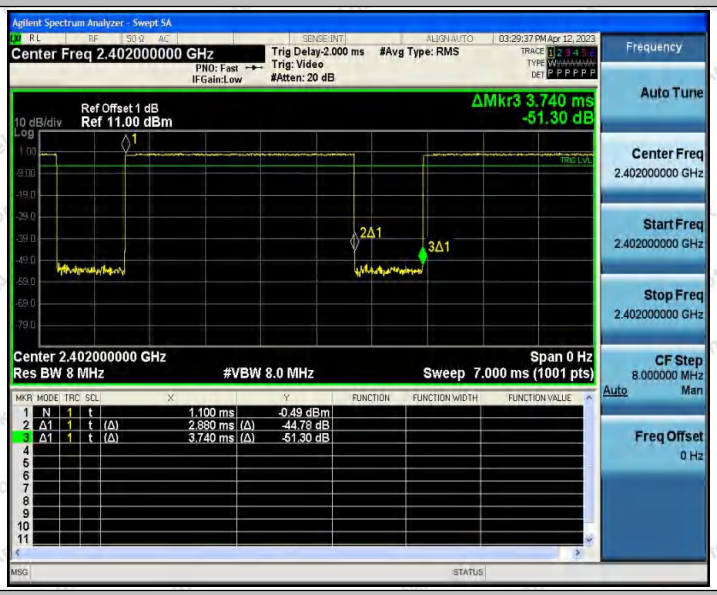

2DH5_Ant1_2441

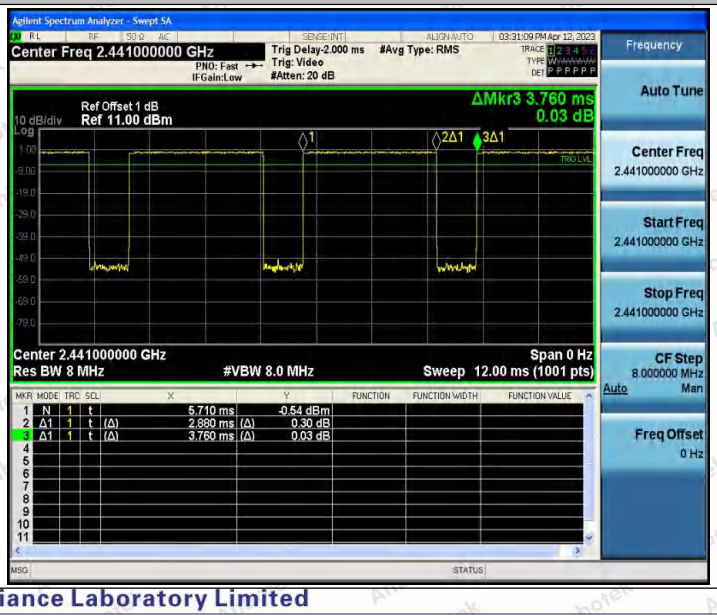

2DH5_Ant1_2480

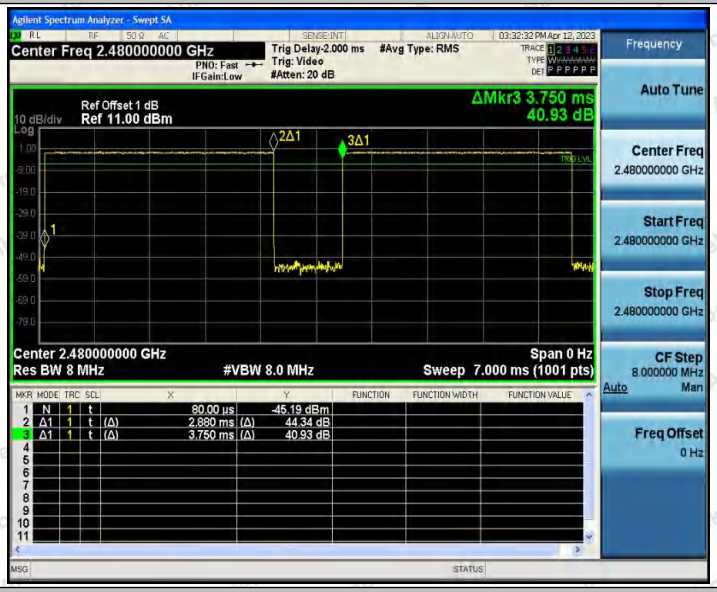

3DH5_Ant1_2402

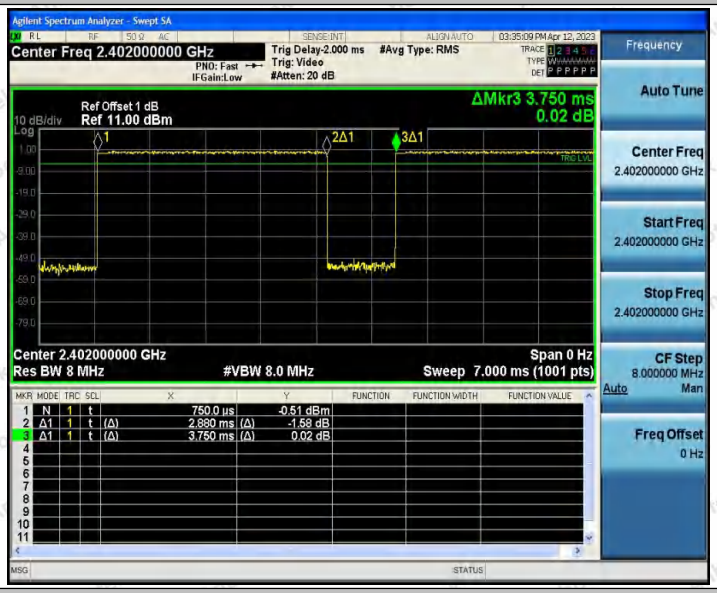

3DH5_Ant1_2441

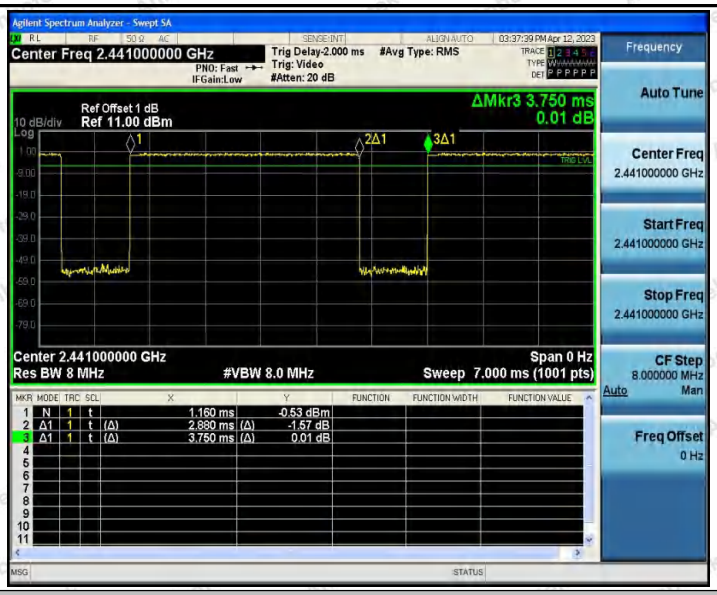

3DH5_Ant1_2480

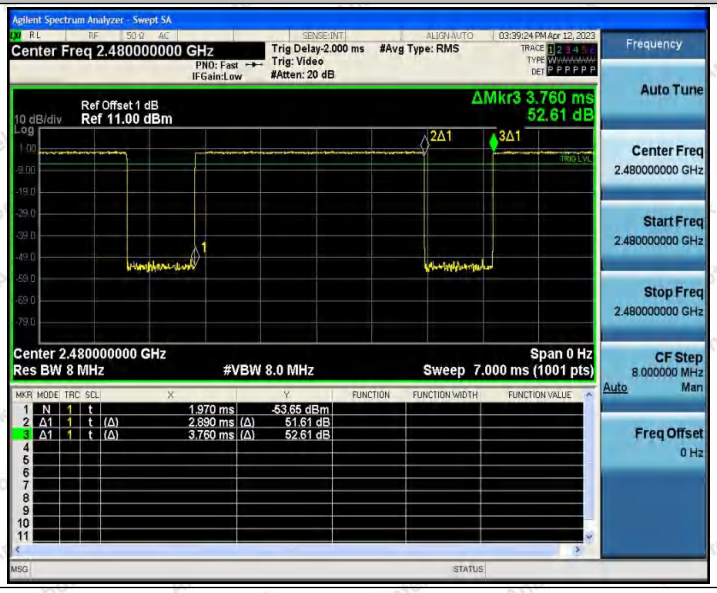

---End---