TRANSMISSION FREQUENCY: 40M

INSTALLATION METHOD AND INSTRUCTIONS FOR REMOTE CONTROL

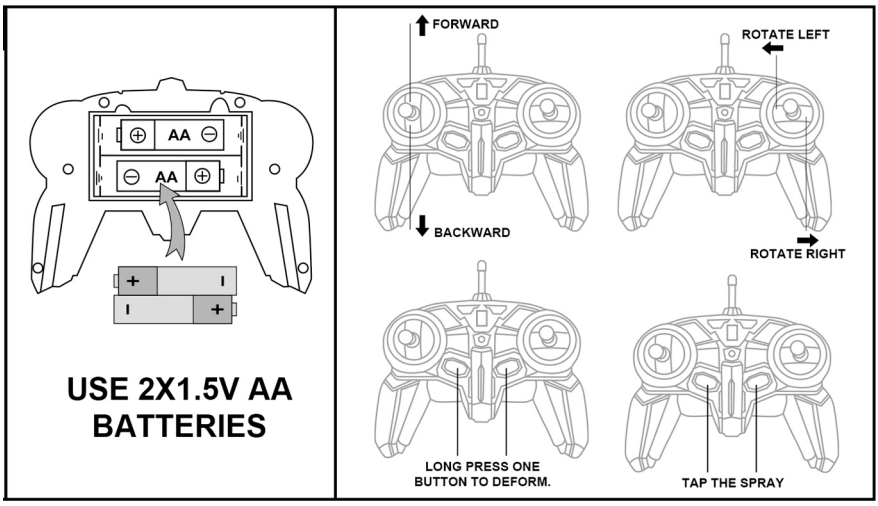

INSTALLATION METHOD AND INSTRUCTIONS FOR THE MAIN BODY

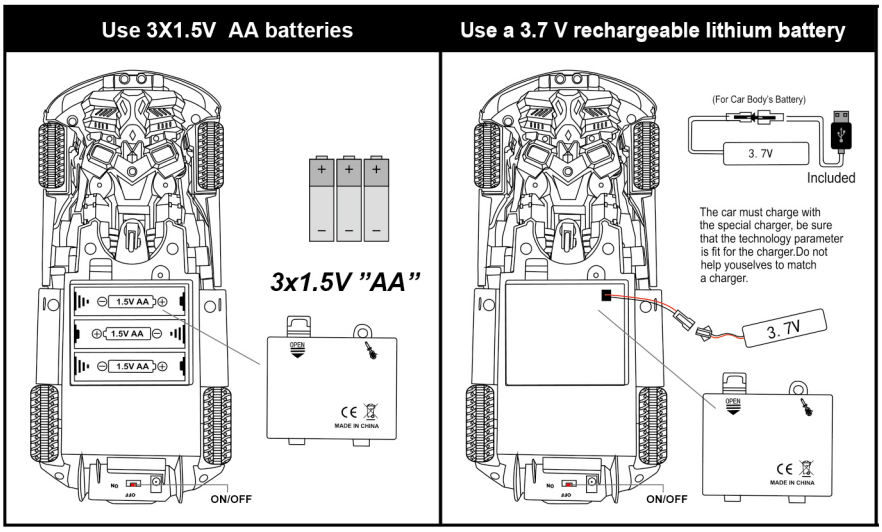



⚠ 1: Do not discard important information in the manual;

⚠ 2: Please read the operation procedures and safety warnings carefully before operation;

⚠ 3: If there is no adult supervision, please do not let children use it independently, and the battery should be placed out of the reach of children;

⚠ 4: Please do not mix new and old batteries, and different models of batteries cannot be installed at the same time;

⚠ 5: Disposable batteries cannot be recharged. Please keep the batteries away from the fire source;

⚠ 6: If the remote control is not used for a long time, the battery needs to be removed.

FCC Caution.

(1)§ 15.19 Labelling requirements.

This device complies with part 15 of the FCC Rules. Operation is subject to the following two conditions: (1) This device may not cause harmful interference, and (2) this device must accept any interference received, including interference that may cause undesired operation.

§ 15.21 Changes or modification warning

Any Changes or modifications not expressly approved by the party responsible for compliance could void the user's authority to operate the equipment.

§ 15.105 Information to the user.

Note: This equipment has been tested and found to comply with the limits for a Class B digital device, pursuant to part 15 of the FCC Rules. These limits are designed to provide reasonable protection against harmful interference in a residential installation. This equipment generates uses and can radiate radio frequency energy and, if not installed and used in accordance with the

instructions, may cause harmful interference to radio communications. However, there is no guarantee that interference will not occur in a particular installation. If this equipment does cause harmful interference to radio or television reception, which can be determined by turning the equipment off and on, the user is encouraged to try to correct the interference by one or more of

the following measures:

-Reorient or relocate the receiving antenna.

-Increase the separation between the equipment and receiver.

-Connect the equipment into an outlet on a circuit different from that to which the receiver is connected.

-Consult the dealer or an experienced radio/TV technician for help.