Test Voltage:	DC 3.8V
Ant. Pol.	Horizontal
Test Mode:	TX 802.11n20 Mode 2462MHz

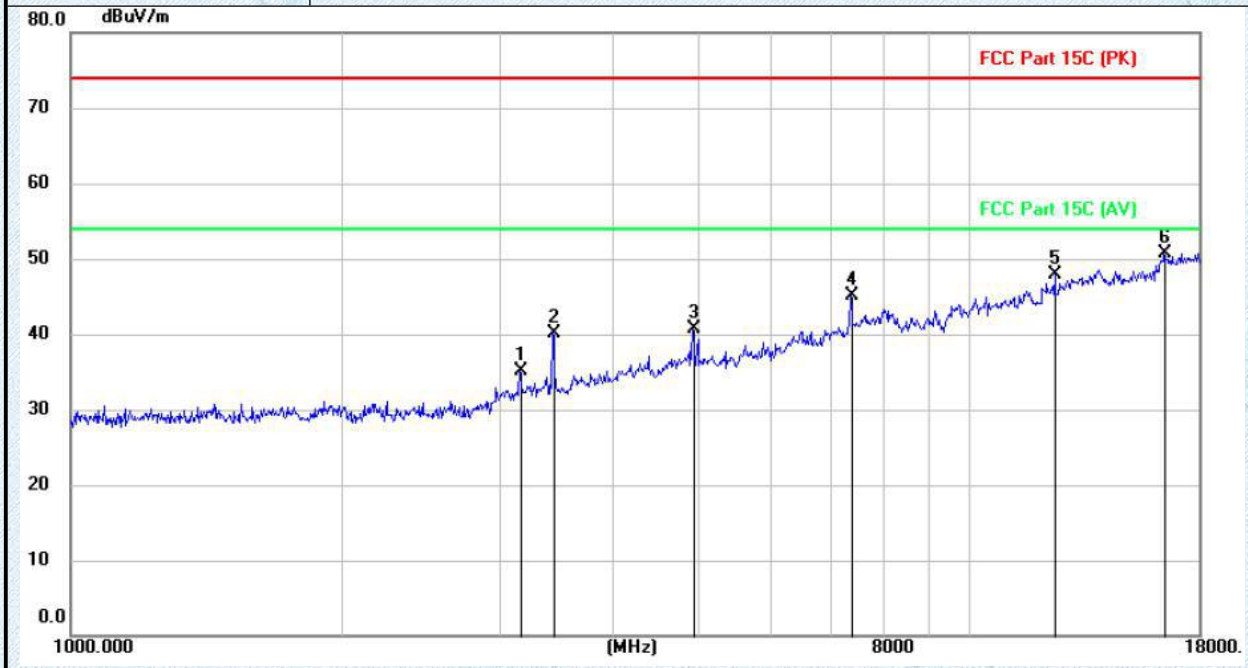

No.	Mk.	Freq.	Reading Level	Correct Factor	Measure-ment	Limit	Over	
		MHz	(dBuV)	(dB/m)	(dBuV/m)	(dBuV/m)	(dB)	Detector
1		3167.500	45.45	-10.29	35.16	74.00	-38.84	peak
2		3444.600	49.98	-9.78	40.20	74.00	-33.80	peak
3		4927.000	46.20	-5.59	40.61	74.00	-33.39	peak
4		7386.900	44.55	0.48	45.03	74.00	-28.97	peak
5		12456.300	38.97	8.88	47.85	74.00	-26.15	peak
6	*	16461.500	37.04	13.72	50.76	74.00	-23.24	peak

Measurement = Reading level + Correct Factor

Add：West Side of 1/F., Building C, Zone A, Fuyuan New Factory, Jiujiu Industrial Park, Minzhu, Shatou, Shajing, Bao'an District, Shenzhen, Guangdong, China
Tel：+(86) 0755-2985 2678 Fax: +(86) 0755-2985 2397 E-mail：info@gdksign.cn Web: www.gdksign.com

Test Voltage:	DC 3.8V
Ant. Pol.	Vertical
Test Mode:	TX 802.11n20 Mode 2462MHz

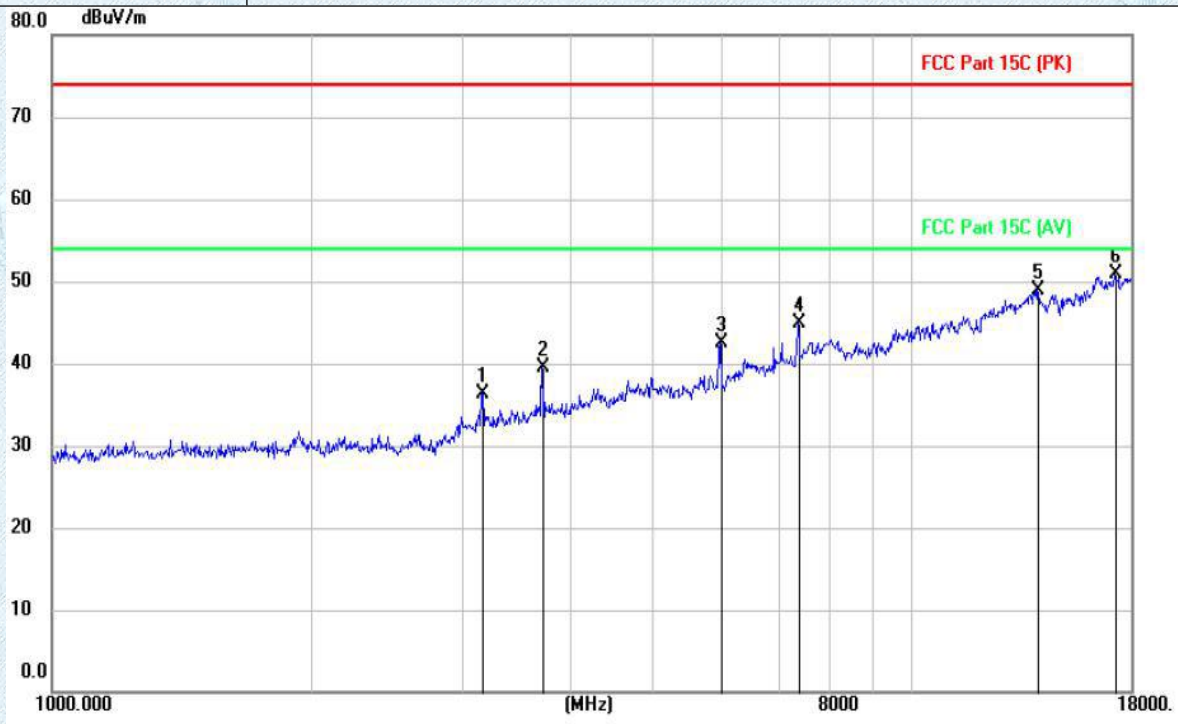

No.	Mk.	Freq.	Reading Level	Correct Factor	Measure-ment	Limit	Over	
		MHz	(dBuV)	(dB/m)	(dBuV/m)	(dBuV/m)	(dB)	Detector
1		3167.500	46.63	-10.29	36.34	74.00	-37.66	peak
2		3723.400	48.71	-9.12	39.59	74.00	-34.41	peak
3		5987.800	46.42	-3.83	42.59	74.00	-31.41	peak
4		7385.200	44.34	0.47	44.81	74.00	-29.19	peak
5		14032.200	37.82	11.18	49.00	74.00	-25.00	peak
6	*	17269.000	37.59	13.23	50.82	74.00	-23.18	peak

Measurement = Reading level + Correct Factor

Add：West Side of 1/F., Building C, Zone A, Fuyuan New Factory, Jiujiu Industrial Park, Minzhu, Shatou, Shajing, Bao'an District, Shenzhen, Guangdong, China
Tel：+(86) 0755-2985 2678 Fax: +(86) 0755-2985 2397 E-mail：info@gdksign.cn Web: www.gdksign.com

3.8. Conducted Emission

Limit

Conducted Emission Test Limit

Frequency	Maximum RF Line Voltage (dBμV)	
	Quasi-peak Level	Average Level
150kHz~500kHz	66 ~ 56 *	56 ~ 46 *
500kHz~5MHz	56	46
5MHz~30MHz	60	50

Notes:
(1) *Decreasing linearly with logarithm of the frequency.
(2) The lower limit shall apply at the transition frequencies.
(3) The limit decrease in line with the logarithm of the frequency in the range of 0.15 to 0.50MHz.

Test Configuration

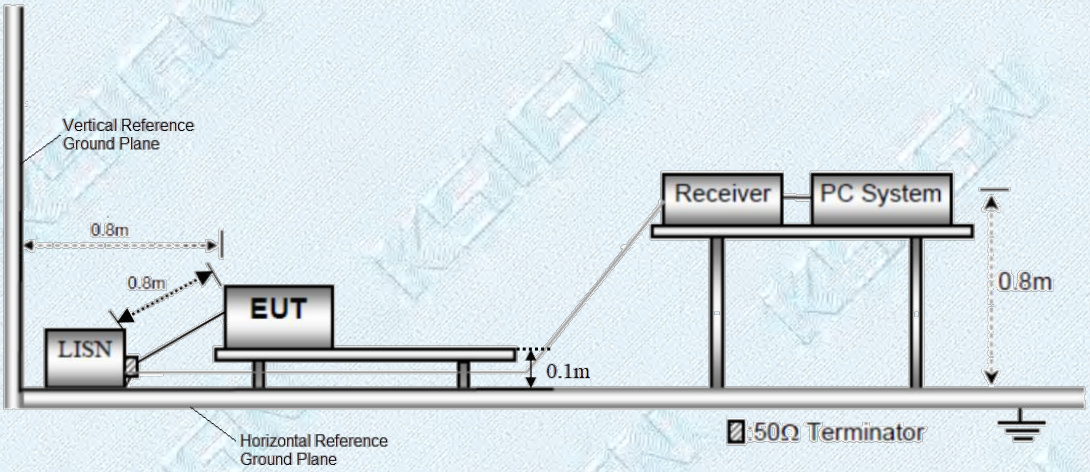

Test Procedure

1. The EUT was setup according to ANSI C63.10:2013 requirements.
2. The EUT was placed on a platform of nominal size, 1 m by 1.5 m, raised 0.1m above the conducting ground plane. The vertical conducting plane was located 80 cm to the rear of the EUT. All other surfaces of EUT were at least 0.8m from any other grounded conducting surface.
3. The EUT and simulators are connected to the main power through a line impedances stabilization network (LISN). The LISN provides a 50ohm /50uH coupling impedance for the measuring equipment.
   The peripheral devices are also connected to the main power through a LISN. (Please refer to the block diagram of the test setup and photographs)
4. Each current-carrying conductor of the EUT power cord, except the ground (safety) conductor, was individually connected through a LISN to the input power source.
5. The excess length of the power cord between the EUT and the LISN receptacle were folded back and forth at the center of the lead to form a bundle not exceeding 40 cm in length.
6. Conducted Emissions were investigated over the frequency range from 0.15MHz to 30MHz using a receiver bandwidth of 9 kHz.
7. During the above scans, the emissions were maximized by cable manipulation.

Test Mode:
Please refer to the clause 2.2.

Test Results

Add：West Side of 1/F., Building C, Zone A, Fuyuan New Factory, Jiujiu Industrial Park, Minzhu, Shatou, Shajing, Bao'an District, Shenzhen, Guangdong, China
Tel：+(86) 0755-2985 2678 Fax: +(86) 0755-2985 2397 E-mail：info@gdksign.cn Web: www.gdksign.com

Pre-scan 802.11b/g/n(HT20/HT40) modulation, and found the 802.11n20 modulation 2412MHz which it is worse case, so only show the test data for worse case.

Test Voltage:	AC 120V/60Hz
Terminal:	Line
Test Mode:	Charging+2.4G WIFI

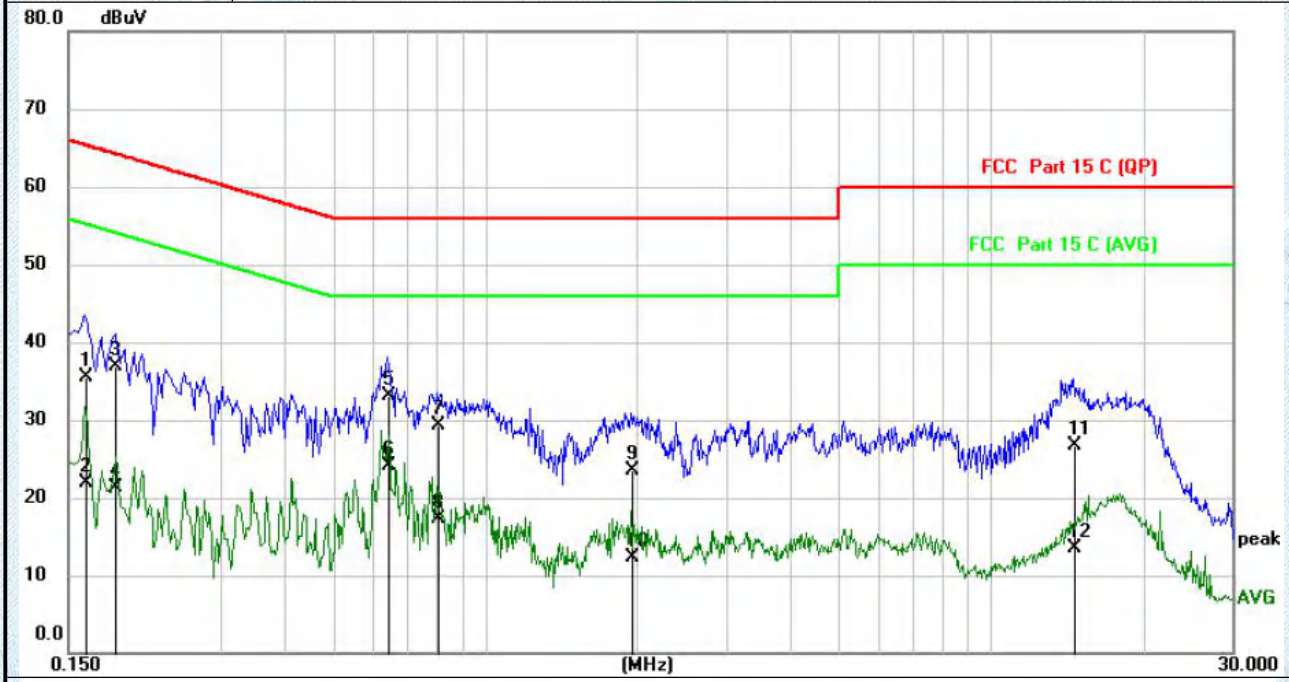

No.	Mk.	Freq.	Reading Level	Correct Factor	Measure-ment	Limit	Over	
		MHz	dBuV	dB	dBuV	dBuV	dB	Detector
1		0.1620	24.73	10.72	35.45	65.36	-29.91	QP
2		0.1620	11.17	10.72	21.89	55.36	-33.47	AVG
3		0.1860	26.17	10.75	36.92	64.21	-27.29	QP
4		0.1860	10.62	10.75	21.37	54.21	-32.84	AVG
5		0.6419	22.68	10.46	33.14	56.00	-22.86	QP
6	*	0.6419	13.67	10.46	24.13	46.00	-21.87	AVG
7		0.8059	18.83	10.44	29.27	56.00	-26.73	QP
8		0.8059	6.91	10.44	17.35	46.00	-28.65	AVG
9		1.9460	12.87	10.55	23.42	56.00	-32.58	QP
10		1.9460	1.68	10.55	12.23	46.00	-33.77	AVG
11		14.5620	15.89	10.76	26.65	60.00	-33.35	QP
12		14.5620	2.77	10.76	13.53	50.00	-36.47	AVG

Remarks:
1.Measurement = Reading Level+ Correct Factor
2.Over = Measurement -Limit

Add：West Side of 1/F., Building C, Zone A, Fuyuan New Factory, Jiujiu Industrial Park, Minzhu, Shatou, Shajing, Bao'an District, Shenzhen, Guangdong, China
Tel：+(86) 0755-2985 2678 Fax: +(86) 0755-2985 2397 E-mail：info@gdksign.cn Web: www.gdksign.com

Test Voltage:	AC 120V/60Hz
Terminal:	Neutral
Test Mode:	Charging+WIFI

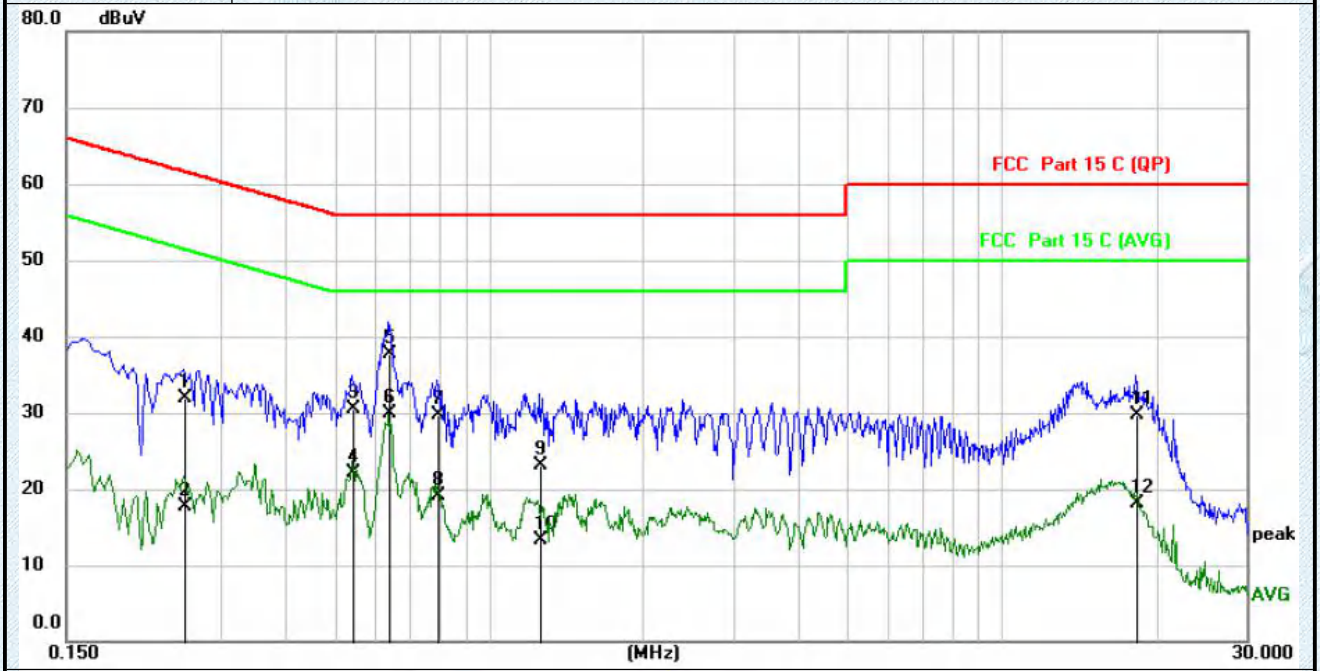

No.	Mk.	Freq.	Reading Level	Correct Factor	Measure-ment	Limit	Over	
		MHz	dBuV	dB	dBuV	dBuV	dB	Detector
1		0.2540	21.31	10.69	32.00	61.63	-29.63	QP
2		0.2540	7.10	10.69	17.79	51.63	-33.84	AVG
3		0.5420	20.01	10.49	30.50	56.00	-25.50	QP
4		0.5420	11.58	10.49	22.07	46.00	-23.93	AVG
5		0.6380	27.28	10.45	37.73	56.00	-18.27	QP
6	*	0.6380	19.46	10.45	29.91	46.00	-16.09	AVG
7		0.7940	19.24	10.43	29.67	56.00	-26.33	QP
8		0.7940	8.69	10.43	19.12	46.00	-26.88	AVG
9		1.2579	12.72	10.48	23.20	56.00	-32.80	QP
10		1.2579	2.74	10.48	13.22	46.00	-32.78	AVG
11		18.2420	18.84	10.84	29.68	60.00	-30.32	QP
12		18.2420	7.18	10.84	18.02	50.00	-31.98	AVG

Remarks:
1.Measurement = Reading Level+ Correct Factor
2.Over = Measurement -Limit

Add：West Side of 1/F., Building C, Zone A, Fuyuan New Factory, Jiujiu Industrial Park, Minzhu, Shatou, Shajing, Bao'an District, Shenzhen, Guangdong, China
Tel：+(86) 0755-2985 2678 Fax: +(86) 0755-2985 2397 E-mail：info@gdksign.cn Web: www.gdksign.com

4.EUT TEST PHOTOS

Radiated Measurement (Below 1GHz)



Radiated Measurement (Above 1GHz)



Add：West Side of 1/F., Building C, Zone A, Fuyuan New Factory, Jiujiu Industrial Park, Minzhu, Shatou, Shajing, Bao'an District, Shenzhen, Guangdong, China
Tel：+(86) 0755-2985 2678 Fax: +(86) 0755-2985 2397 E-mail：info@gdksign.cn Web: www.gdksign.com

CONDUCTED EMISSION TEST SETUP

RF Conducted

Add：West Side of 1/F., Building C, Zone A, Fuyuan New Factory, Jiujiu Industrial Park, Minzhu, Shatou, Shajing, Bao'an District, Shenzhen, Guangdong, China
Tel：+(86) 0755-2985 2678 Fax: +(86) 0755-2985 2397 E-mail：info@gdksign.cn Web: www.gdksign.com

5.PHOTOGRAPHS OF EUT CONSTRUCTIONAL

External Photographs



Add：West Side of 1/F., Building C, Zone A, Fuyuan New Factory, Jiujiu Industrial Park, Minzhu, Shatou, Shajing, Bao'an District, Shenzhen, Guangdong, China
Tel：+(86) 0755-2985 2678 Fax: +(86) 0755-2985 2397 E-mail：info@gdksign.cn Web: www.gdksign.com



Add：West Side of 1/F., Building C, Zone A, Fuyuan New Factory, Jiujiu Industrial Park, Minzhu, Shatou, Shajing, Bao'an District, Shenzhen, Guangdong, China
Tel：+(86) 0755-2985 2678 Fax: +(86) 0755-2985 2397 E-mail：info@gdksign.cn Web: www.gdksign.com



Add：West Side of 1/F., Building C, Zone A, Fuyuan New Factory, Jiujiu Industrial Park, Minzhu, Shatou, Shajing, Bao'an District, Shenzhen, Guangdong, China
Tel：+(86) 0755-2985 2678 Fax: +(86) 0755-2985 2397 E-mail：info@gdksign.cn Web: www.gdksign.com