Table of Contents

1. 26dB Bandwidth, Min emission bandwidth and 99% Bandwidth 2
1.1 26dB Bandwith 2
1.2 Min emission bandwidth 68
1.3 Occupied Channel Bandwidth 99% 88
2. Maximum output power 182
2.1 Test Data 182
3. Power Spectral Density 188
3.1 Test Data 188
4. Transmitter Spurious Emissions 323
4.1 Transmitter Spurious Emissions, Below 1GHz 323
4.2 Transmitter Spurious Emissions, above 1GHz 325
4.3 Transmitter Spurious Emissions, Co-location (5GHz Wi-Fi+Cellular bands) 423

1. 26dB Bandwidth, Min emission bandwidth and 99% Bandwidth

1.1 26dB Bandwith

Both modes tested, only the worst-case reported.

802.11 A20:

Emission Bandwidth 26 dB (5180 MHz; 20 MHz)

Test according to FCC title 47 part 15 §15.407(a),(e), KDB 789033 D02 General U-NII Test Procedures New Rules v02r01 D and ANSI C63.10-2013

26 dB Bandwidth

DUT Frequency (MHz)	Bandwidth (MHz)	Limit Min (MHz)	Limit Max (MHz)	Band Edge Left (MHz)	Band Edge Right (MHz)
5180.000000	22.800000	---	---	5168.750000	5191.550000

(continuation of the "26 dB Bandwidth" table from column 6 ...)

DUT Frequency (MHz)	Max Level (dBm)	Result
5180.000000	-1.3	PASS

26 dB Bandwidth

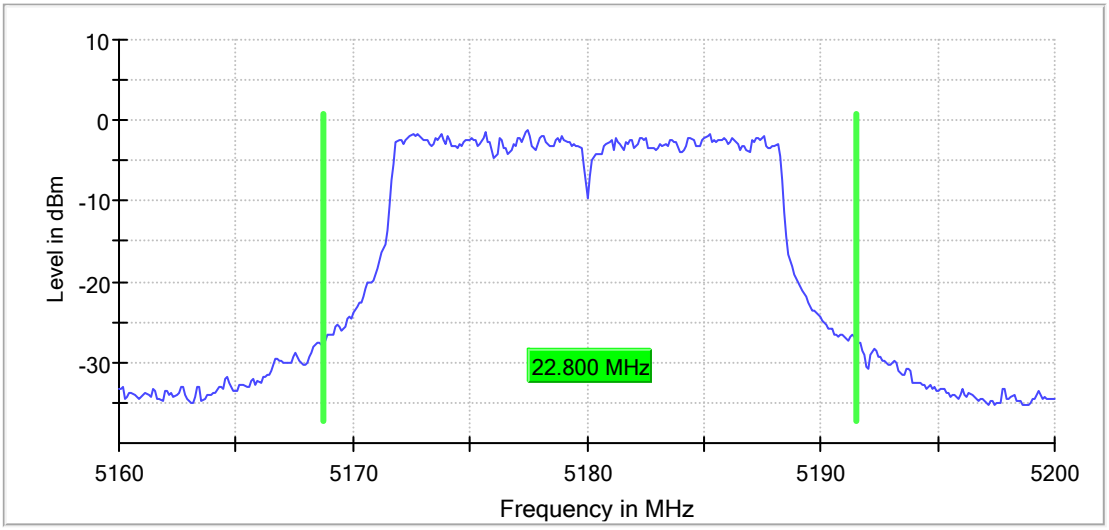

Measurement

Setting	Instrument Value	Target Value
Start Frequency	5.16000 GHz	5.16000 GHz
Stop Frequency	5.20000 GHz	5.20000 GHz
Span	40.000 MHz	40.000 MHz
RBW	200.000 kHz	~ 200.000 kHz
VBW	1.000 MHz	>= 600.000 kHz
SweepPoints	400	~ 400
Sweeptime	47.266 µs	AUTO
Reference Level	10.000 dBm	10.000 dBm
Attenuation	30.000 dB	AUTO
Detector	MaxPeak	MaxPeak
SweepCount	200	200

Filter	**3 dB**	**3 dB**
Trace Mode	**Max Hold**	**Max Hold**
Sweeptype	**FFT**	**AUTO**
Preamp	**off**	**off**
Stablemode	**Trace**	**Trace**
Stablevalue	**0.30 dB**	**0.30 dB**
Run	**47 / max. 150**	**max. 150**
Stable	**5 / 5**	**5**
Max Stable Difference	**0.01 dB**	**0.30 dB**

Emission Bandwidth 26 dB (5200 MHz; 20 MHz)

Test according to FCC title 47 part 15 §15.407(a),(e), KDB 789033 D02 General U-NII Test Procedures New Rules v02r01 D and ANSI C63.10-2013

26 dB Bandwidth

DUT Frequency (MHz)	Bandwidth (MHz)	Limit Min (MHz)	Limit Max (MHz)	Band Edge Left (MHz)	Band Edge Right (MHz)
5200.000000	22.300000	---	---	5189.150000	5211.450000

(continuation of the "26 dB Bandwidth" table from column 6 ...)

DUT Frequency (MHz)	Max Level (dBm)	Result
5200.000000	0.1	PASS

26 dB Bandwidth

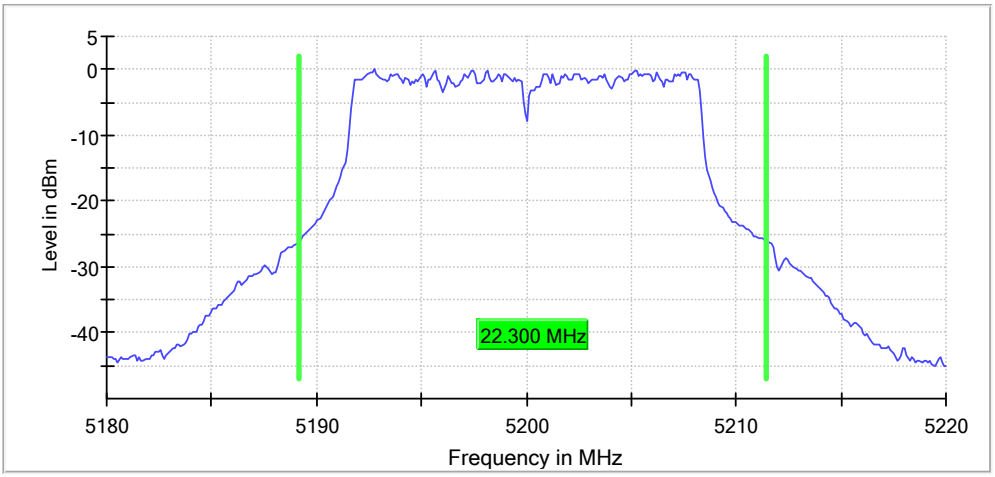

Measurement

Setting	Instrument Value	Target Value
Start Frequency	5.18000 GHz	5.18000 GHz
Stop Frequency	5.22000 GHz	5.22000 GHz
Span	40.000 MHz	40.000 MHz
RBW	200.000 kHz	~ 200.000 kHz
VBW	1.000 MHz	>= 600.000 kHz
SweepPoints	400	~ 400
Sweeptime	47.266 µs	AUTO
Reference Level	0.000 dBm	0.000 dBm
Attenuation	20.000 dB	AUTO
Detector	MaxPeak	MaxPeak
SweepCount	200	200
Filter	3 dB	3 dB
Trace Mode	Max Hold	Max Hold
Sweeptype	FFT	AUTO
Preamp	off	off
Stablemode	Trace	Trace
Stablevalue	0.30 dB	0.30 dB
Run	48 / max. 150	max. 150
Stable	5 / 5	5
Max Stable Difference	0.07 dB	0.30 dB

Emission Bandwidth 26 dB (5240 MHz; 20 MHz)

Test according to FCC title 47 part 15 §15.407(a),(e), KDB 789033 D02 General U-NII Test Procedures New Rules v02r01 D and ANSI C63.10-2013

26 dB Bandwidth

DUT Frequency (MHz)	Bandwidth (MHz)	Limit Min (MHz)	Limit Max (MHz)	Band Edge Left (MHz)	Band Edge Right (MHz)
5240.000000	21.800000	---	---	5229.350000	5251.150000

(continuation of the "26 dB Bandwidth" table from column 6 ...)

DUT Frequency (MHz)	Max Level (dBm)	Result
5240.000000	0.8	PASS

26 dB Bandwidth

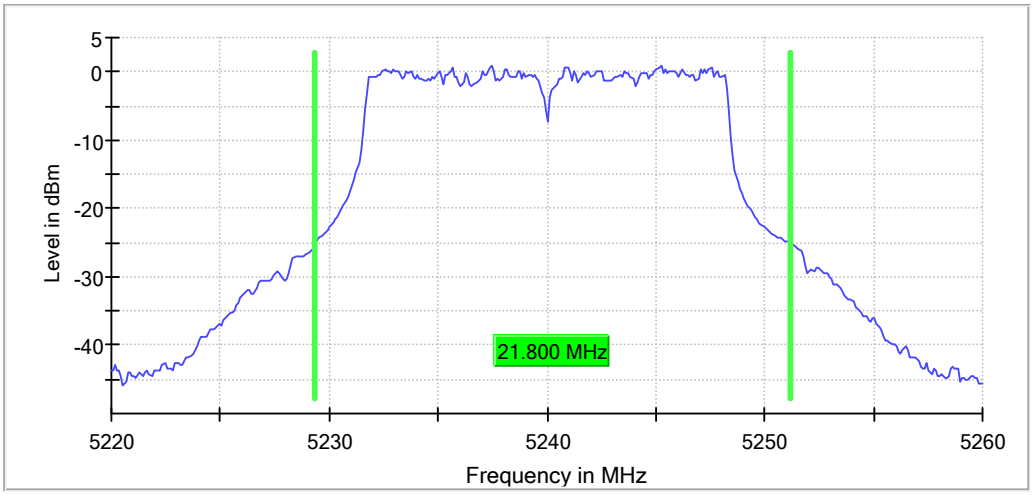

Measurement

Setting	Instrument Value	Target Value
Start Frequency	5.22000 GHz	5.22000 GHz
Stop Frequency	5.26000 GHz	5.26000 GHz
Span	40.000 MHz	40.000 MHz
RBW	200.000 kHz	~ 200.000 kHz
VBW	1.000 MHz	>= 600.000 kHz
SweepPoints	400	~ 400
Sweeptime	47.266 µs	AUTO
Reference Level	0.000 dBm	0.000 dBm
Attenuation	20.000 dB	AUTO
Detector	MaxPeak	MaxPeak
SweepCount	200	200
Filter	3 dB	3 dB
Trace Mode	Max Hold	Max Hold
Sweeptype	FFT	AUTO
Preamp	off	off
Stablemode	Trace	Trace
Stablevalue	0.30 dB	0.30 dB
Run	26 / max. 150	max. 150
Stable	5 / 5	5
Max Stable Difference	0.14 dB	0.30 dB

Emission Bandwidth 26 dB (5260 MHz; 20 MHz)

Test according to FCC title 47 part 15 §15.407(a),(e), KDB 789033 D02 General U-NII Test Procedures New Rules v02r01 D and ANSI C63.10-2013

26 dB Bandwidth

DUT Frequency (MHz)	Bandwidth (MHz)	Limit Min (MHz)	Limit Max (MHz)	Band Edge Left (MHz)	Band Edge Right (MHz)
5260.000000	22.200000	---	---	5249.150000	5271.350000

(continuation of the "26 dB Bandwidth" table from column 6 ...)

DUT Frequency (MHz)	Max Level (dBm)	Result
5260.000000	0.6	PASS

26 dB Bandwidth

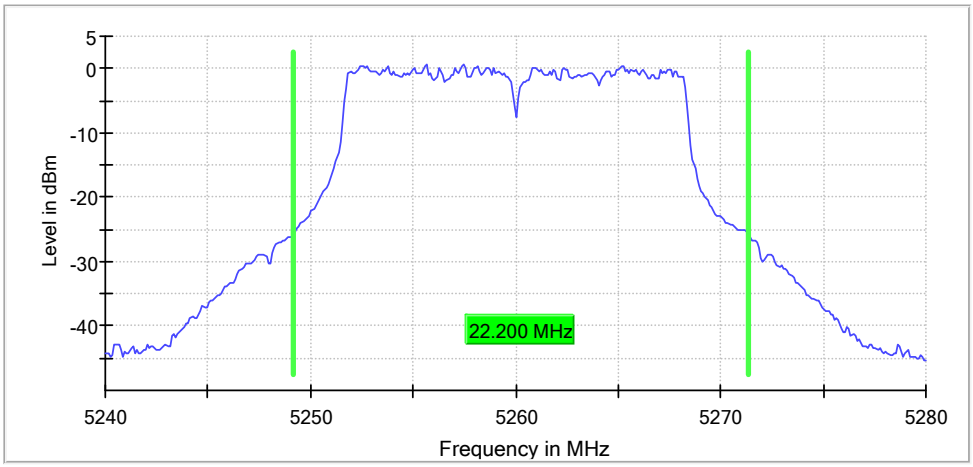

Measurement

Setting	Instrument Value	Target Value
Start Frequency	5.24000 GHz	5.24000 GHz
Stop Frequency	5.28000 GHz	5.28000 GHz
Span	40.000 MHz	40.000 MHz
RBW	200.000 kHz	~ 200.000 kHz
VBW	1.000 MHz	>= 600.000 kHz
SweepPoints	400	~ 400
Sweeptime	47.266 µs	AUTO
Reference Level	0.000 dBm	0.000 dBm
Attenuation	20.000 dB	AUTO
Detector	MaxPeak	MaxPeak
SweepCount	200	200
Filter	3 dB	3 dB
Trace Mode	Max Hold	Max Hold
Sweeptype	FFT	AUTO
Preamp	off	off
Stablemode	Trace	Trace
Stablevalue	0.30 dB	0.30 dB
Run	48 / max. 150	max. 150
Stable	5 / 5	5
Max Stable Difference	0.09 dB	0.30 dB

Emission Bandwidth 26 dB (5280 MHz; 20 MHz)

Test according to FCC title 47 part 15 §15.407(a),(e), KDB 789033 D02 General U-NII Test Procedures New Rules v02r01 D and ANSI C63.10-2013

26 dB Bandwidth

DUT Frequency (MHz)	Bandwidth (MHz)	Limit Min (MHz)	Limit Max (MHz)	Band Edge Left (MHz)	Band Edge Right (MHz)
5280.000000	21.500000	---	---	5269.250000	5290.750000

(continuation of the "26 dB Bandwidth" table from column 6 ...)

DUT Frequency (MHz)	Max Level (dBm)	Result
5280.000000	-0.2	PASS

26 dB Bandwidth

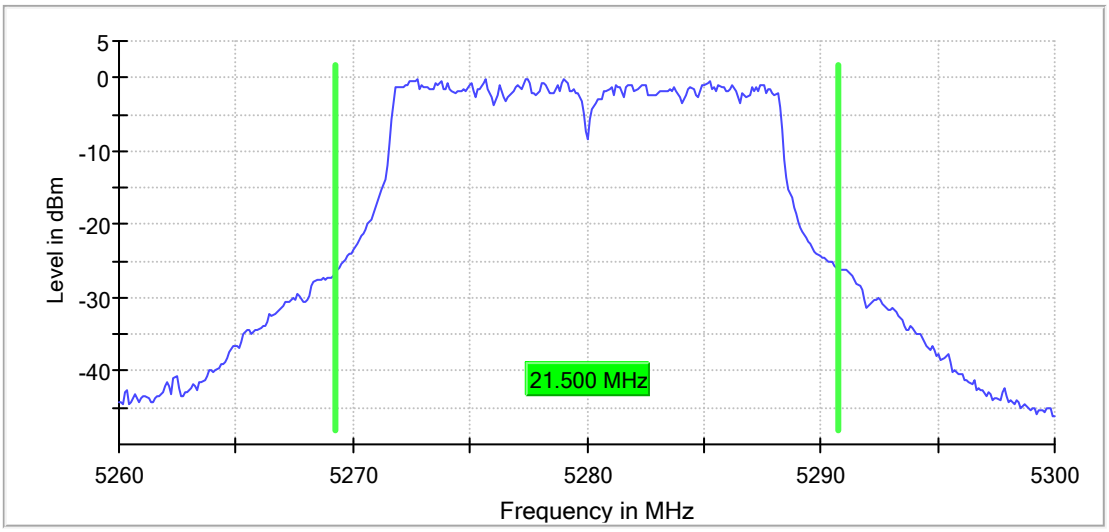

Measurement

Setting	Instrument Value	Target Value
Start Frequency	5.26000 GHz	5.26000 GHz
Stop Frequency	5.30000 GHz	5.30000 GHz
Span	40.000 MHz	40.000 MHz
RBW	200.000 kHz	~ 200.000 kHz
VBW	1.000 MHz	>= 600.000 kHz
SweepPoints	400	~ 400
Sweeptime	47.266 µs	AUTO
Reference Level	0.000 dBm	0.000 dBm
Attenuation	20.000 dB	AUTO
Detector	MaxPeak	MaxPeak
SweepCount	200	200
Filter	3 dB	3 dB
Trace Mode	Max Hold	Max Hold
Sweeptype	FFT	AUTO
Preamp	off	off
Stablemode	Trace	Trace
Stablevalue	0.30 dB	0.30 dB
Run	25 / max. 150	max. 150
Stable	5 / 5	5
Max Stable Difference	0.16 dB	0.30 dB

Emission Bandwidth 26 dB (5320 MHz; 20 MHz)

Test according to FCC title 47 part 15 §15.407(a),(e), KDB 789033 D02 General U-NII Test Procedures New Rules v02r01 D and ANSI C63.10-2013

26 dB Bandwidth

DUT Frequency (MHz)	Bandwidth (MHz)	Limit Min (MHz)	Limit Max (MHz)	Band Edge Left (MHz)	Band Edge Right (MHz)
5320.000000	22.600000	---	---	5308.750000	5331.350000

(continuation of the "26 dB Bandwidth" table from column 6 ...)

DUT Frequency (MHz)	Max Level (dBm)	Result
5320.000000	-0.4	PASS

26 dB Bandwidth

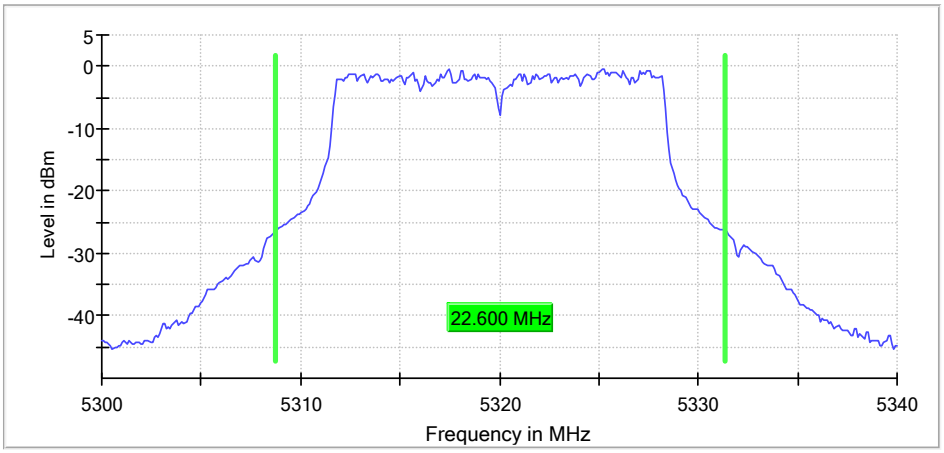

Measurement

Setting	Instrument Value	Target Value
Start Frequency	5.30000 GHz	5.30000 GHz
Stop Frequency	5.34000 GHz	5.34000 GHz
Span	40.000 MHz	40.000 MHz
RBW	200.000 kHz	~ 200.000 kHz
VBW	1.000 MHz	>= 600.000 kHz
SweepPoints	400	~ 400
Sweeptime	47.266 µs	AUTO
Reference Level	0.000 dBm	0.000 dBm
Attenuation	20.000 dB	AUTO
Detector	MaxPeak	MaxPeak
SweepCount	200	200
Filter	3 dB	3 dB
Trace Mode	Max Hold	Max Hold
Sweeptype	FFT	AUTO
Preamp	off	off
Stablemode	Trace	Trace
Stablevalue	0.30 dB	0.30 dB
Run	52 / max. 150	max. 150
Stable	5 / 5	5
Max Stable Difference	0.09 dB	0.30 dB

Emission Bandwidth 26 dB (5500 MHz; 20 MHz)

Test according to FCC title 47 part 15 §15.407(a),(e), KDB 789033 D02 General U-NII Test Procedures New Rules v02r01 D and ANSI C63.10-2013

26 dB Bandwidth

DUT Frequency (MHz)	Bandwidth (MHz)	Limit Min (MHz)	Limit Max (MHz)	Band Edge Left (MHz)	Band Edge Right (MHz)
5500.000000	21.700000	---	---	5489.450000	5511.150000

(continuation of the "26 dB Bandwidth" table from column 6 ...)

DUT Frequency (MHz)	Max Level (dBm)	Result
5500.000000	0.0	PASS

26 dB Bandwidth

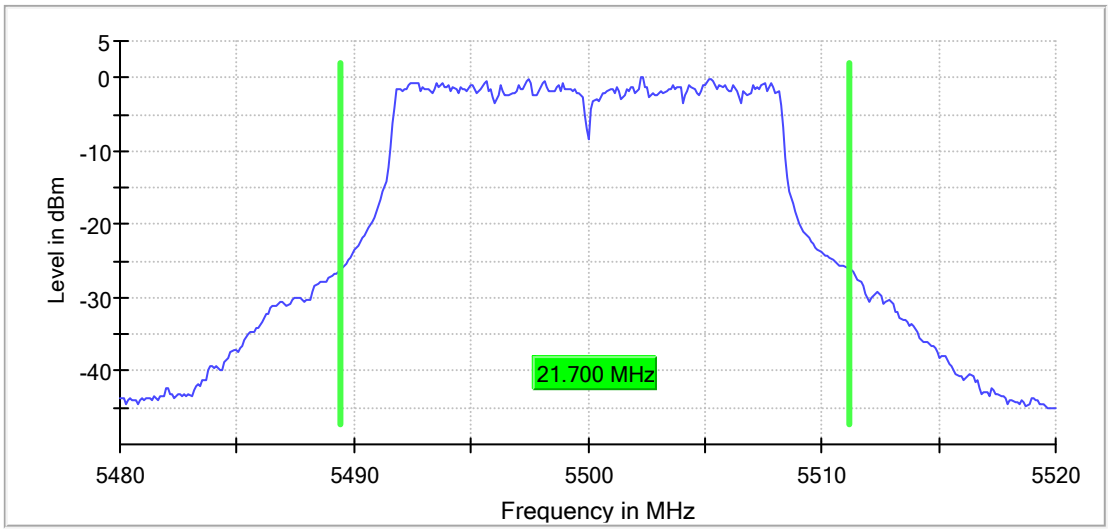

Measurement

Setting	Instrument Value	Target Value
Start Frequency	5.48000 GHz	5.48000 GHz
Stop Frequency	5.52000 GHz	5.52000 GHz
Span	40.000 MHz	40.000 MHz
RBW	200.000 kHz	~ 200.000 kHz
VBW	1.000 MHz	>= 600.000 kHz
SweepPoints	400	~ 400
Sweeptime	47.266 µs	AUTO
Reference Level	0.000 dBm	0.000 dBm
Attenuation	20.000 dB	AUTO
Detector	MaxPeak	MaxPeak
SweepCount	200	200
Filter	3 dB	3 dB
Trace Mode	Max Hold	Max Hold
Sweeptype	FFT	AUTO
Preamp	off	off
Stablemode	Trace	Trace
Stablevalue	0.30 dB	0.30 dB
Run	48 / max. 150	max. 150
Stable	5 / 5	5
Max Stable Difference	0.07 dB	0.30 dB

Emission Bandwidth 26 dB (5580 MHz; 20 MHz)

Test according to FCC title 47 part 15 §15.407(a),(e), KDB 789033 D02 General U-NII Test Procedures New Rules v02r01 D and ANSI C63.10-2013

26 dB Bandwidth

DUT Frequency (MHz)	Bandwidth (MHz)	Limit Min (MHz)	Limit Max (MHz)	Band Edge Left (MHz)	Band Edge Right (MHz)
5580.000000	21.800000	---	---	5569.250000	5591.050000

(continuation of the "26 dB Bandwidth" table from column 6 ...)

DUT Frequency (MHz)	Max Level (dBm)	Result
5580.000000	1.5	PASS

26 dB Bandwidth

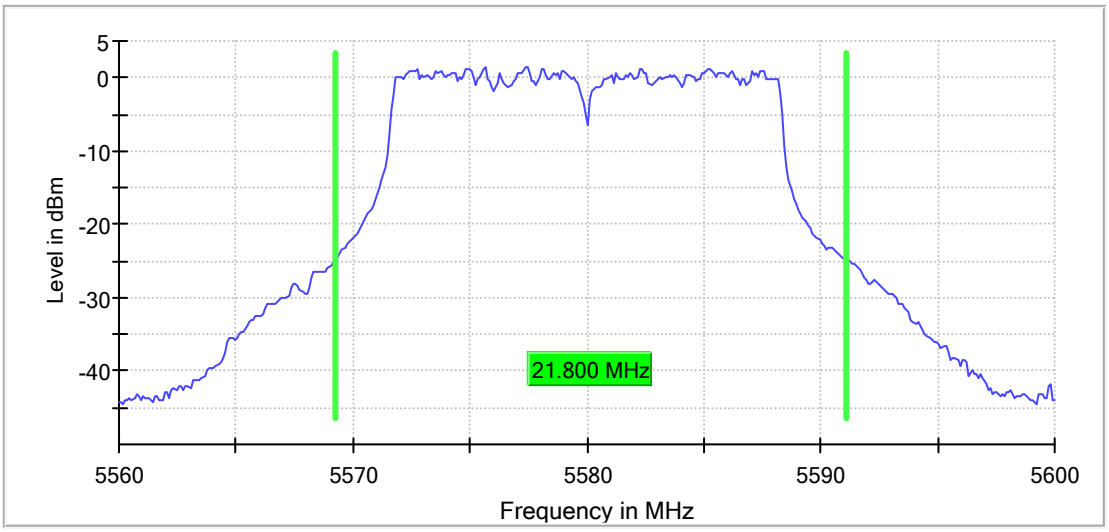

Measurement

Setting	Instrument Value	Target Value
Start Frequency	5.56000 GHz	5.56000 GHz
Stop Frequency	5.60000 GHz	5.60000 GHz
Span	40.000 MHz	40.000 MHz
RBW	200.000 kHz	~ 200.000 kHz
VBW	1.000 MHz	>= 600.000 kHz
SweepPoints	400	~ 400
Sweeptime	47.266 µs	AUTO
Reference Level	0.000 dBm	0.000 dBm
Attenuation	20.000 dB	AUTO
Detector	MaxPeak	MaxPeak
SweepCount	200	200
Filter	3 dB	3 dB
Trace Mode	Max Hold	Max Hold
Sweeptype	FFT	AUTO
Preamp	off	off
Stablemode	Trace	Trace
Stablevalue	0.30 dB	0.30 dB
Run	40 / max. 150	max. 150
Stable	5 / 5	5
Max Stable Difference	0.00 dB	0.30 dB

Emission Bandwidth 26 dB (5700 MHz; 20 MHz)

Test according to FCC title 47 part 15 §15.407(a),(e), KDB 789033 D02 General U-NII Test Procedures New Rules v02r01 D and ANSI C63.10-2013

26 dB Bandwidth

DUT Frequency (MHz)	Bandwidth (MHz)	Limit Min (MHz)	Limit Max (MHz)	Band Edge Left (MHz)	Band Edge Right (MHz)
5700.000000	21.800000	---	---	5689.250000	5711.050000

(continuation of the "26 dB Bandwidth" table from column 6 ...)

DUT Frequency (MHz)	Max Level (dBm)	Result
5700.000000	0.9	PASS

26 dB Bandwidth

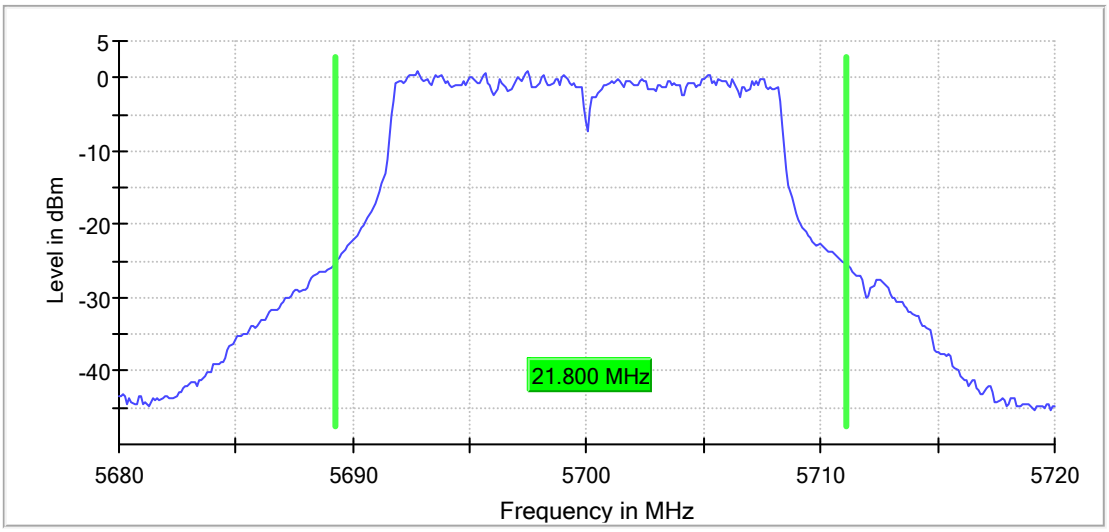

Measurement

Setting	Instrument Value	Target Value
Start Frequency	5.68000 GHz	5.68000 GHz
Stop Frequency	5.72000 GHz	5.72000 GHz
Span	40.000 MHz	40.000 MHz
RBW	200.000 kHz	~ 200.000 kHz
VBW	1.000 MHz	>= 600.000 kHz
SweepPoints	400	~ 400
Sweeptime	47.266 µs	AUTO
Reference Level	0.000 dBm	0.000 dBm
Attenuation	20.000 dB	AUTO
Detector	MaxPeak	MaxPeak
SweepCount	200	200
Filter	3 dB	3 dB
Trace Mode	Max Hold	Max Hold
Sweeptype	FFT	AUTO
Preamp	off	off
Stablemode	Trace	Trace
Stablevalue	0.30 dB	0.30 dB
Run	46 / max. 150	max. 150
Stable	5 / 5	5
Max Stable Difference	0.11 dB	0.30 dB

Emission Bandwidth 26 dB (5720 MHz; 20 MHz)

Test according to FCC title 47 part 15 §15.407(a),(e), KDB 789033 D02 General U-NII Test Procedures New Rules v02r01 D and ANSI C63.10-2013

26 dB Bandwidth

DUT Frequency (MHz)	Bandwidth (MHz)	Bandwidth U-NII 2C (MHz)	Bandwidth U-NII 3 (MHz)	Limit Min (MHz)	Limit Max (MHz)
5720.000000	21.500000	15.850000	5.650000	---	---

(continuation of the "26 dB Bandwidth" table from column 6 ...)

DUT Frequency (MHz)	Band Edge Left (MHz)	Band Edge Right (MHz)	Max Level (dBm)	Result
5720.000000	5709.150000	5730.650000	-1.5	PASS

26 dB Bandwidth

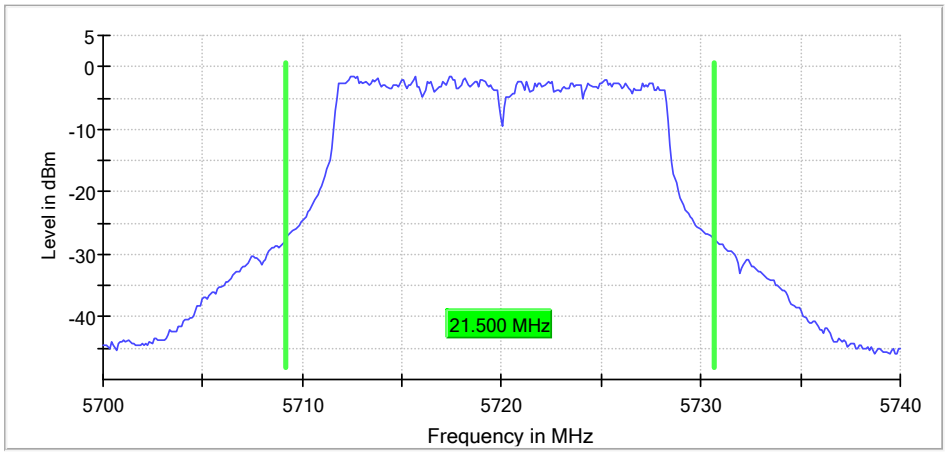

Measurement

Setting	Instrument Value	Target Value
Start Frequency	5.70000 GHz	5.70000 GHz
Stop Frequency	5.74000 GHz	5.74000 GHz
Span	40.000 MHz	40.000 MHz
RBW	200.000 kHz	~ 200.000 kHz
VBW	1.000 MHz	>= 600.000 kHz
SweepPoints	400	~ 400
Sweeptime	47.266 µs	AUTO
Reference Level	0.000 dBm	0.000 dBm
Attenuation	20.000 dB	AUTO
Detector	MaxPeak	MaxPeak
SweepCount	200	200
Filter	3 dB	3 dB
Trace Mode	Max Hold	Max Hold
Sweeptype	FFT	AUTO
Preamp	off	off
Stablemode	Trace	Trace
Stablevalue	0.30 dB	0.30 dB
Run	56 / max. 150	max. 150
Stable	5 / 5	5
Max Stable Difference	0.11 dB	0.30 dB

802.11n20:
Emission Bandwidth 26 dB (5180 MHz; 20 MHz)

Test according to FCC title 47 part 15 §15.407(a),(e), KDB 789033 D02 General U-NII Test Procedures New Rules v02r01 D and ANSI C63.10-2013

26 dB Bandwidth

DUT Frequency (MHz)	Bandwidth (MHz)	Limit Min (MHz)	Limit Max (MHz)	Band Edge Left (MHz)	Band Edge Right (MHz)
5180.000000	20.300000	---	---	5169.750000	5190.050000

(continuation of the "26 dB Bandwidth" table from column 6 ...)

DUT Frequency (MHz)	Max Level (dBm)	Result
5180.000000	7.2	PASS

26 dB Bandwidth

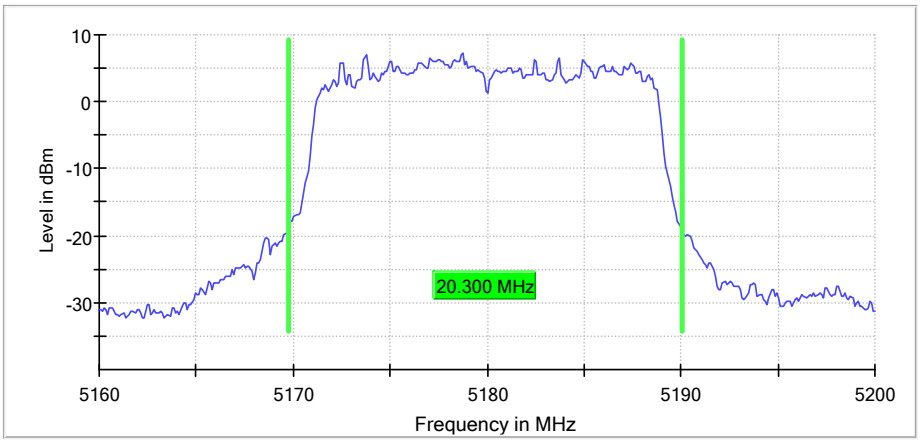

Measurement

Setting	Instrument Value	Target Value
Start Frequency	5.16000 GHz	5.16000 GHz
Stop Frequency	5.20000 GHz	5.20000 GHz
Span	40.000 MHz	40.000 MHz
RBW	200.000 kHz	~ 200.000 kHz
VBW	1.000 MHz	>= 600.000 kHz
SweepPoints	400	~ 400
Sweeptime	47.266 µs	AUTO
Reference Level	10.000 dBm	10.000 dBm
Attenuation	30.000 dB	AUTO
Detector	MaxPeak	MaxPeak
SweepCount	200	200
Filter	3 dB	3 dB
Trace Mode	Max Hold	Max Hold
Sweeptype	FFT	AUTO
Preamp	off	off
Stablemode	Trace	Trace
Stablevalue	0.30 dB	0.30 dB
Run	44 / max. 150	max. 150
Stable	5 / 5	5
Max Stable Difference	0.27 dB	0.30 dB

Emission Bandwidth 26 dB (5200 MHz; 20 MHz)

Test according to FCC title 47 part 15 §15.407(a),(e), KDB 789033 D02 General U-NII Test Procedures New Rules v02r01 D and ANSI C63.10-2013

26 dB Bandwidth

DUT Frequency (MHz)	Bandwidth (MHz)	Limit Min (MHz)	Limit Max (MHz)	Band Edge Left (MHz)	Band Edge Right (MHz)
5200.000000	20.200000	---	---	5189.850000	5210.050000

(continuation of the "26 dB Bandwidth" table from column 6 ...)

DUT Frequency (MHz)	Max Level (dBm)	Result
5200.000000	-5.8	PASS

26 dB Bandwidth

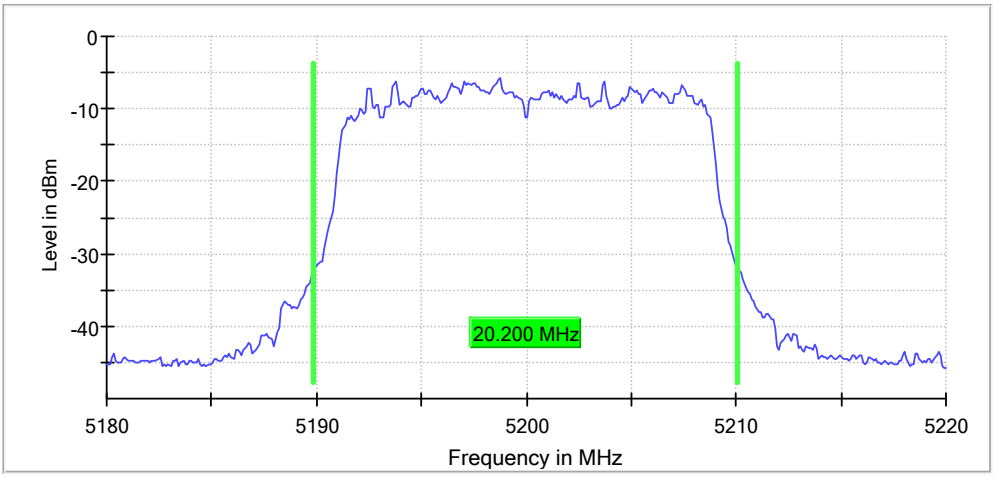

Measurement

Setting	Instrument Value	Target Value
Start Frequency	5.18000 GHz	5.18000 GHz
Stop Frequency	5.22000 GHz	5.22000 GHz
Span	40.000 MHz	40.000 MHz
RBW	200.000 kHz	~ 200.000 kHz
VBW	1.000 MHz	>= 600.000 kHz
SweepPoints	400	~ 400
Sweeptime	47.266 µs	AUTO
Reference Level	0.000 dBm	0.000 dBm
Attenuation	20.000 dB	AUTO
Detector	MaxPeak	MaxPeak
SweepCount	200	200
Filter	3 dB	3 dB
Trace Mode	Max Hold	Max Hold
Sweeptype	FFT	AUTO
Preamp	off	off
Stablemode	Trace	Trace
Stablevalue	0.30 dB	0.30 dB
Run	73 / max. 150	max. 150
Stable	5 / 5	5
Max Stable Difference	0.08 dB	0.30 dB

Emission Bandwidth 26 dB (5240 MHz; 20 MHz)

Test according to FCC title 47 part 15 §15.407(a),(e), KDB 789033 D02 General U-NII Test Procedures New Rules v02r01 D and ANSI C63.10-2013

26 dB Bandwidth

DUT Frequency (MHz)	Bandwidth (MHz)	Limit Min (MHz)	Limit Max (MHz)	Band Edge Left (MHz)	Band Edge Right (MHz)
5240.000000	20.100000	---	---	5229.950000	5250.050000

(continuation of the "26 dB Bandwidth" table from column 6 ...)

DUT Frequency (MHz)	Max Level (dBm)	Result
5240.000000	-3.8	PASS

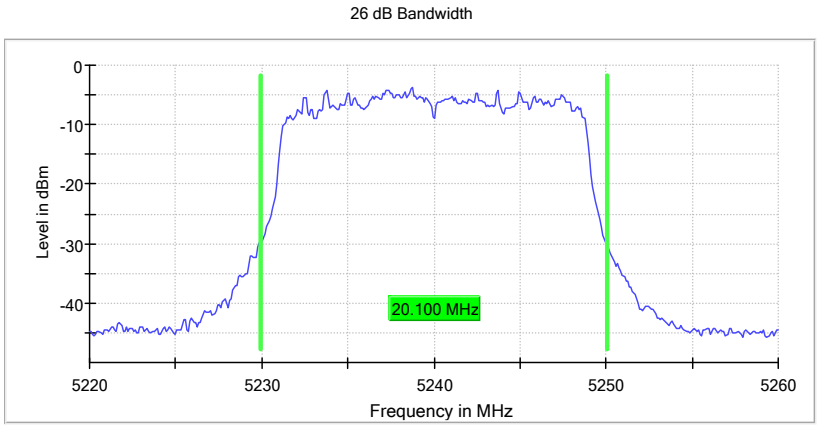

Measurement

Setting	Instrument Value	Target Value
Start Frequency	5.22000 GHz	5.22000 GHz
Stop Frequency	5.26000 GHz	5.26000 GHz
Span	40.000 MHz	40.000 MHz
RBW	200.000 kHz	~ 200.000 kHz
VBW	1.000 MHz	>= 600.000 kHz
SweepPoints	400	~ 400
Sweeptime	47.266 µs	AUTO
Reference Level	0.000 dBm	0.000 dBm
Attenuation	20.000 dB	AUTO
Detector	MaxPeak	MaxPeak
SweepCount	200	200
Filter	3 dB	3 dB
Trace Mode	Max Hold	Max Hold
Sweeptype	FFT	AUTO
Preamp	off	off
Stablemode	Trace	Trace
Stablevalue	0.30 dB	0.30 dB
Run	86 / max. 150	max. 150
Stable	5 / 5	5
Max Stable Difference	0.19 dB	0.30 dB

Emission Bandwidth 26 dB (5260 MHz; 20 MHz)

Test according to FCC title 47 part 15 §15.407(a),(e), KDB 789033 D02 General U-NII Test Procedures New Rules v02r01 D and ANSI C63.10-2013

26 dB Bandwidth

DUT Frequency (MHz)	Bandwidth (MHz)	Limit Min (MHz)	Limit Max (MHz)	Band Edge Left (MHz)	Band Edge Right (MHz)
5260.000000	20.400000	---	---	5249.650000	5270.050000

(continuation of the "26 dB Bandwidth" table from column 6 ...)

DUT Frequency (MHz)	Max Level (dBm)	Result
5260.000000	-4.8	PASS

26 dB Bandwidth

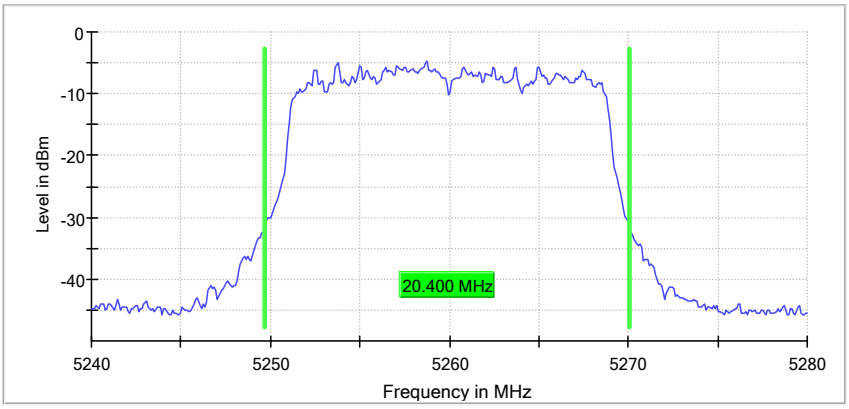

Measurement

Setting	Instrument Value	Target Value
Start Frequency	5.24000 GHz	5.24000 GHz
Stop Frequency	5.28000 GHz	5.28000 GHz
Span	40.000 MHz	40.000 MHz
RBW	200.000 kHz	~ 200.000 kHz
VBW	1.000 MHz	>= 600.000 kHz
SweepPoints	400	~ 400
Sweeptime	47.266 µs	AUTO
Reference Level	0.000 dBm	0.000 dBm
Attenuation	20.000 dB	AUTO
Detector	MaxPeak	MaxPeak
SweepCount	200	200
Filter	3 dB	3 dB
Trace Mode	Max Hold	Max Hold
Sweeptype	FFT	AUTO
Preamp	off	off
Stablemode	Trace	Trace
Stablevalue	0.30 dB	0.30 dB
Run	49 / max. 150	max. 150
Stable	5 / 5	5
Max Stable Difference	0.09 dB	0.30 dB

Emission Bandwidth 26 dB (5280 MHz; 20 MHz)

Test according to FCC title 47 part 15 §15.407(a),(e), KDB 789033 D02 General U-NII Test Procedures New Rules v02r01 D and ANSI C63.10-2013

26 dB Bandwidth

DUT Frequency (MHz)	Bandwidth (MHz)	Limit Min (MHz)	Limit Max (MHz)	Band Edge Left (MHz)	Band Edge Right (MHz)
5280.000000	20.300000	---	---	5269.650000	5289.950000

(continuation of the "26 dB Bandwidth" table from column 6 ...)

DUT Frequency (MHz)	Max Level (dBm)	Result
5280.000000	-5.3	PASS

26 dB Bandwidth

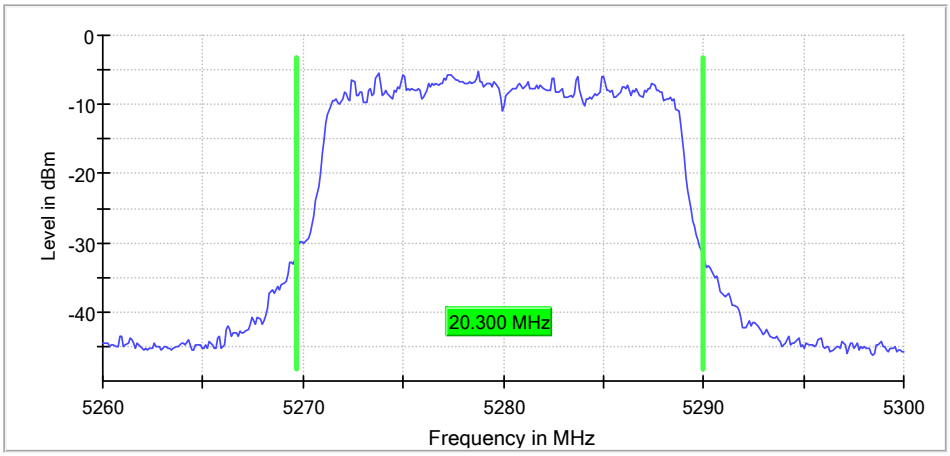

Measurement

Setting	Instrument Value	Target Value
Start Frequency	5.26000 GHz	5.26000 GHz
Stop Frequency	5.30000 GHz	5.30000 GHz
Span	40.000 MHz	40.000 MHz
RBW	200.000 kHz	~ 200.000 kHz
VBW	1.000 MHz	>= 600.000 kHz
SweepPoints	400	~ 400
Sweeptime	47.266 µs	AUTO
Reference Level	0.000 dBm	0.000 dBm
Attenuation	20.000 dB	AUTO
Detector	MaxPeak	MaxPeak
SweepCount	200	200
Filter	3 dB	3 dB
Trace Mode	Max Hold	Max Hold
Sweeptype	FFT	AUTO
Preamp	off	off
Stablemode	Trace	Trace
Stablevalue	0.30 dB	0.30 dB
Run	56 / max. 150	max. 150
Stable	5 / 5	5
Max Stable Difference	0.13 dB	0.30 dB

Emission Bandwidth 26 dB (5320 MHz; 20 MHz)

Test according to FCC title 47 part 15 §15.407(a),(e), KDB 789033 D02 General U-NII Test Procedures New Rules v02r01 D and ANSI C63.10-2013

26 dB Bandwidth

DUT Frequency (MHz)	Bandwidth (MHz)	Limit Min (MHz)	Limit Max (MHz)	Band Edge Left (MHz)	Band Edge Right (MHz)
5320.000000	20.300000	---	---	5309.650000	5329.950000

(continuation of the "26 dB Bandwidth" table from column 6 ...)

DUT Frequency (MHz)	Max Level (dBm)	Result
5320.000000	-4.2	PASS

26 dB Bandwidth

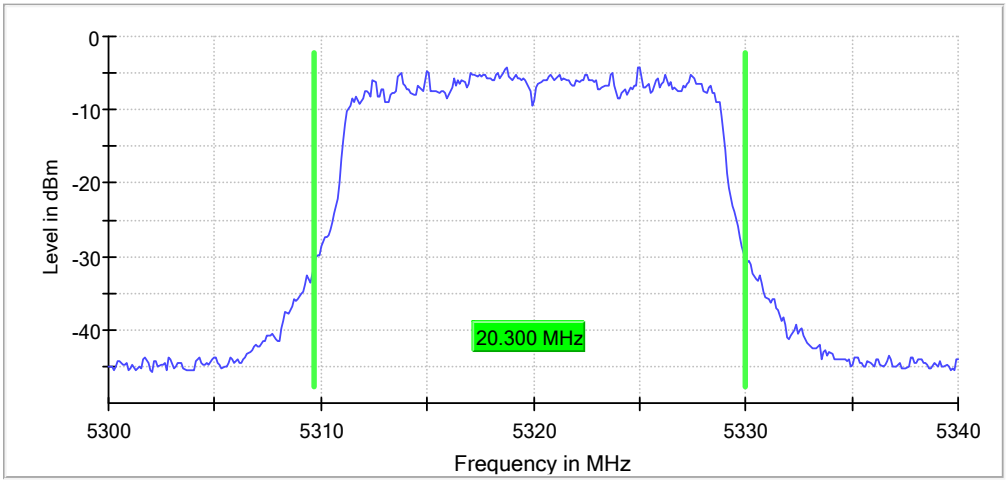

Measurement

Setting	Instrument Value	Target Value
Start Frequency	5.30000 GHz	5.30000 GHz
Stop Frequency	5.34000 GHz	5.34000 GHz
Span	40.000 MHz	40.000 MHz
RBW	200.000 kHz	~ 200.000 kHz
VBW	1.000 MHz	>= 600.000 kHz
SweepPoints	400	~ 400
Sweeptime	47.266 µs	AUTO
Reference Level	0.000 dBm	0.000 dBm
Attenuation	20.000 dB	AUTO
Detector	MaxPeak	MaxPeak
SweepCount	200	200
Filter	3 dB	3 dB
Trace Mode	Max Hold	Max Hold
Sweeptype	FFT	AUTO
Preamp	off	off
Stablemode	Trace	Trace
Stablevalue	0.30 dB	0.30 dB
Run	61 / max. 150	max. 150
Stable	5 / 5	5
Max Stable Difference	0.15 dB	0.30 dB

Emission Bandwidth 26 dB (5500 MHz; 20 MHz)

Test according to FCC title 47 part 15 §15.407(a),(e), KDB 789033 D02 General U-NII Test Procedures New Rules v02r01 D and ANSI C63.10-2013

26 dB Bandwidth

DUT Frequency (MHz)	Bandwidth (MHz)	Limit Min (MHz)	Limit Max (MHz)	Band Edge Left (MHz)	Band Edge Right (MHz)
5500.000000	20.500000	---	---	5489.550000	5510.050000

(continuation of the "26 dB Bandwidth" table from column 6 ...)

DUT Frequency (MHz)	Max Level (dBm)	Result
5500.000000	6.9	PASS

26 dB Bandwidth

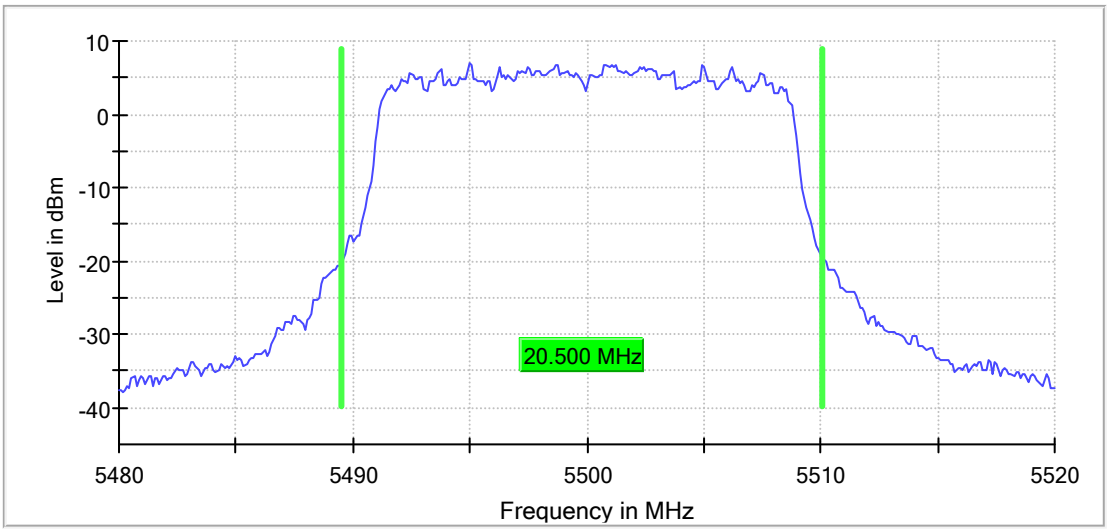

Measurement

Setting	Instrument Value	Target Value
Start Frequency	5.48000 GHz	5.48000 GHz
Stop Frequency	5.52000 GHz	5.52000 GHz
Span	40.000 MHz	40.000 MHz
RBW	200.000 kHz	~ 200.000 kHz
VBW	1.000 MHz	>= 600.000 kHz
SweepPoints	400	~ 400
Sweeptime	47.266 µs	AUTO
Reference Level	0.000 dBm	0.000 dBm
Attenuation	20.000 dB	AUTO
Detector	MaxPeak	MaxPeak
SweepCount	200	200
Filter	3 dB	3 dB
Trace Mode	Max Hold	Max Hold
Sweeptype	FFT	AUTO
Preamp	off	off
Stablemode	Trace	Trace
Stablevalue	0.30 dB	0.30 dB
Run	87 / max. 150	max. 150
Stable	5 / 5	5
Max Stable Difference	0.00 dB	0.30 dB

Emission Bandwidth 26 dB (5580 MHz; 20 MHz)

Test according to FCC title 47 part 15 §15.407(a),(e), KDB 789033 D02 General U-NII Test Procedures New Rules v02r01 D and ANSI C63.10-2013

26 dB Bandwidth

DUT Frequency (MHz)	Bandwidth (MHz)	Limit Min (MHz)	Limit Max (MHz)	Band Edge Left (MHz)	Band Edge Right (MHz)
5580.000000	22.500000	---	---	5568.550000	5591.050000

(continuation of the "26 dB Bandwidth" table from column 6 ...)

DUT Frequency (MHz)	Max Level (dBm)	Result
5580.000000	9.5	PASS

26 dB Bandwidth

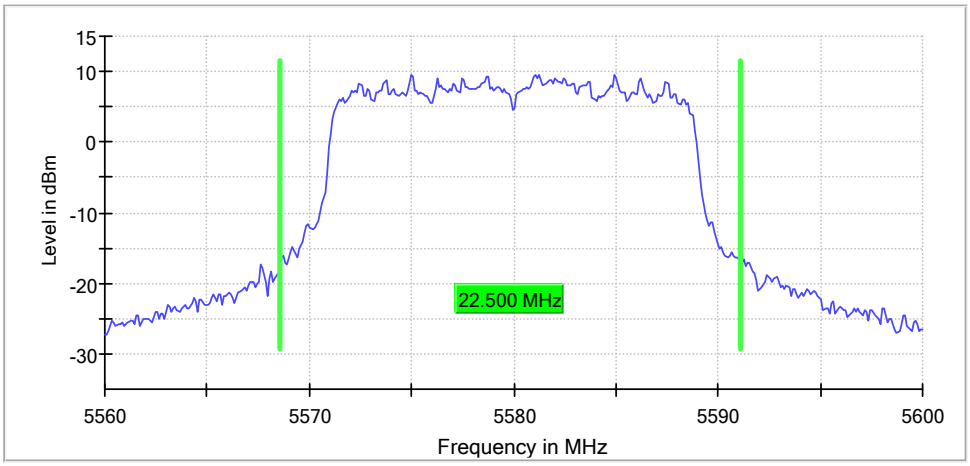

Measurement

Setting	Instrument Value	Target Value
Start Frequency	5.56000 GHz	5.56000 GHz
Stop Frequency	5.60000 GHz	5.60000 GHz
Span	40.000 MHz	40.000 MHz
RBW	200.000 kHz	~ 200.000 kHz
VBW	1.000 MHz	>= 600.000 kHz
SweepPoints	400	~ 400
Sweeptime	47.266 µs	AUTO
Reference Level	10.000 dBm	10.000 dBm
Attenuation	30.000 dB	AUTO
Detector	MaxPeak	MaxPeak
SweepCount	200	200
Filter	3 dB	3 dB
Trace Mode	Max Hold	Max Hold
Sweeptype	FFT	AUTO
Preamp	off	off
Stablemode	Trace	Trace
Stablevalue	0.30 dB	0.30 dB
Run	45 / max. 150	max. 150
Stable	5 / 5	5
Max Stable Difference	0.07 dB	0.30 dB

Emission Bandwidth 26 dB (5700 MHz; 20 MHz)

Test according to FCC title 47 part 15 §15.407(a),(e), KDB 789033 D02 General U-NII Test Procedures New Rules v02r01 D and ANSI C63.10-2013

26 dB Bandwidth

DUT Frequency (MHz)	Bandwidth (MHz)	Limit Min (MHz)	Limit Max (MHz)	Band Edge Left (MHz)	Band Edge Right (MHz)
5700.000000	20.900000	---	---	5689.250000	5710.150000

(continuation of the "26 dB Bandwidth" table from column 6 ...)

DUT Frequency (MHz)	Max Level (dBm)	Result
5700.000000	7.1	PASS

26 dB Bandwidth

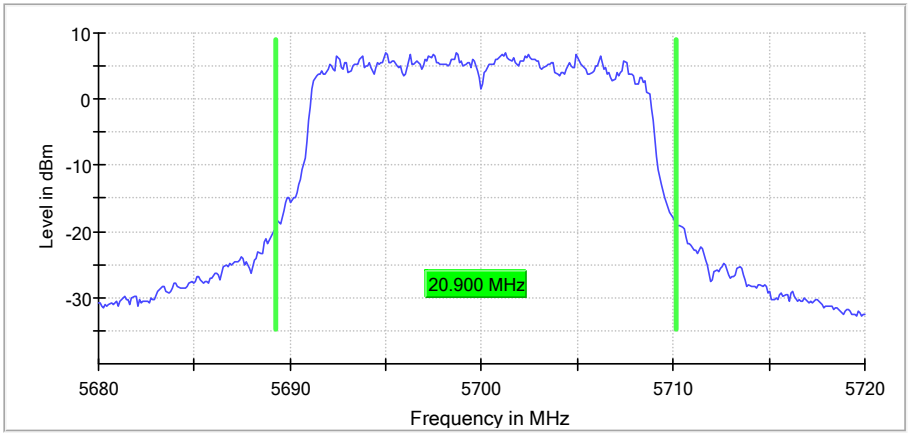

Measurement

Setting	Instrument Value	Target Value
Start Frequency	5.68000 GHz	5.68000 GHz
Stop Frequency	5.72000 GHz	5.72000 GHz
Span	40.000 MHz	40.000 MHz
RBW	200.000 kHz	~ 200.000 kHz
VBW	1.000 MHz	>= 600.000 kHz
SweepPoints	400	~ 400
Sweeptime	47.266 µs	AUTO
Reference Level	10.000 dBm	10.000 dBm
Attenuation	30.000 dB	AUTO
Detector	MaxPeak	MaxPeak
SweepCount	200	200
Filter	3 dB	3 dB
Trace Mode	Max Hold	Max Hold
Sweeptype	FFT	AUTO
Preamp	off	off
Stablemode	Trace	Trace
Stablevalue	0.30 dB	0.30 dB
Run	58 / max. 150	max. 150
Stable	5 / 5	5
Max Stable Difference	0.00 dB	0.30 dB

Emission Bandwidth 26 dB (5720 MHz; 20 MHz)

Test according to FCC title 47 part 15 §15.407(a),(e), KDB 789033 D02 General U-NII Test Procedures New Rules v02r01 D and ANSI C63.10-2013

26 dB Bandwidth

DUT Frequency (MHz)	Bandwidth (MHz)	Bandwidth U-NII 2C (MHz)	Bandwidth U-NII 3 (MHz)	Limit Min (MHz)	Limit Max (MHz)
5720.000000	20.400000	15.450000	4.950000	---	---

(continuation of the "26 dB Bandwidth" table from column 6 ...)

DUT Frequency (MHz)	Band Edge Left (MHz)	Band Edge Right (MHz)	Max Level (dBm)	Result
5720.000000	5709.550000	5729.950000	4.8	PASS

26 dB Bandwidth

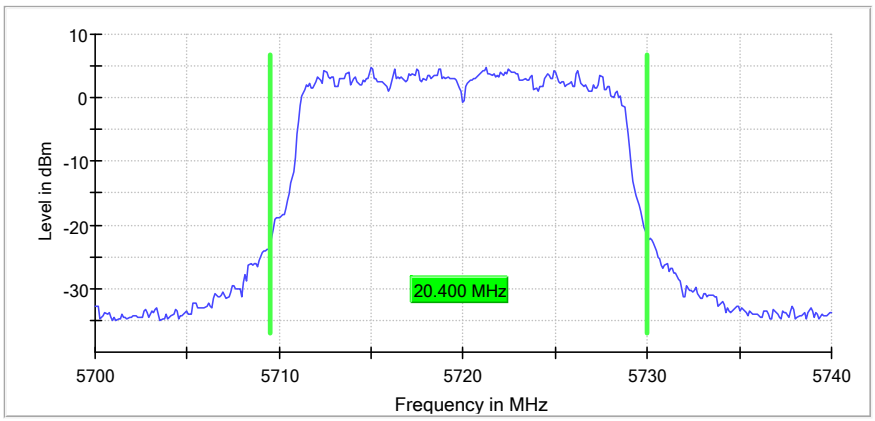

Measurement

Setting	Instrument Value	Target Value
Start Frequency	5.70000 GHz	5.70000 GHz
Stop Frequency	5.74000 GHz	5.74000 GHz
Span	40.000 MHz	40.000 MHz
RBW	200.000 kHz	~ 200.000 kHz
VBW	1.000 MHz	>= 600.000 kHz
SweepPoints	400	~ 400
Sweeptime	47.266 µs	AUTO
Reference Level	10.000 dBm	10.000 dBm
Attenuation	30.000 dB	AUTO
Detector	MaxPeak	MaxPeak
SweepCount	200	200
Filter	3 dB	3 dB
Trace Mode	Max Hold	Max Hold
Sweeptype	FFT	AUTO
Preamp	off	off
Stablemode	Trace	Trace
Stablevalue	0.30 dB	0.30 dB
Run	46 / max. 150	max. 150
Stable	5 / 5	5
Max Stable Difference	0.28 dB	0.30 dB

802.11ac20:
Emission Bandwidth 26 dB (5180 MHz; 20 MHz)

Test according to FCC title 47 part 15 §15.407(a),(e), KDB 789033 D02 General U-NII Test Procedures New Rules v02r01 D and ANSI C63.10-2013

26 dB Bandwidth

DUT Frequency (MHz)	Bandwidth (MHz)	Limit Min (MHz)	Limit Max (MHz)	Band Edge Left (MHz)	Band Edge Right (MHz)
5180.000000	20.800000	---	---	5169.550000	5190.350000

(continuation of the "26 dB Bandwidth" table from column 6 ...)

DUT Frequency (MHz)	Max Level (dBm)	Result
5180.000000	-5.7	PASS

26 dB Bandwidth

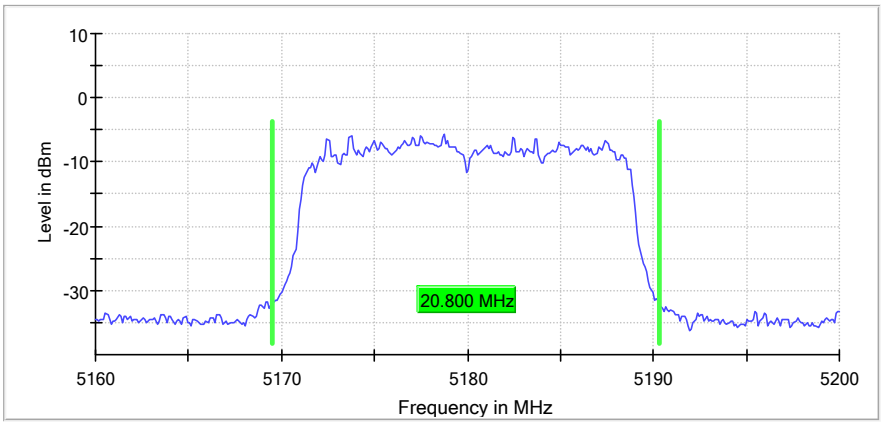

Measurement

Setting	Instrument Value	Target Value
Start Frequency	5.16000 GHz	5.16000 GHz
Stop Frequency	5.20000 GHz	5.20000 GHz
Span	40.000 MHz	40.000 MHz
RBW	200.000 kHz	~ 200.000 kHz
VBW	1.000 MHz	>= 600.000 kHz
SweepPoints	400	~ 400
Sweeptime	47.266 µs	AUTO
Reference Level	10.000 dBm	10.000 dBm
Attenuation	30.000 dB	AUTO
Detector	MaxPeak	MaxPeak
SweepCount	200	200
Filter	3 dB	3 dB
Trace Mode	Max Hold	Max Hold
Sweeptype	FFT	AUTO
Preamp	off	off
Stablemode	Trace	Trace
Stablevalue	0.30 dB	0.30 dB
Run	55 / max. 150	max. 150
Stable	5 / 5	5
Max Stable Difference	0.12 dB	0.30 dB

Emission Bandwidth 26 dB (5200 MHz; 20 MHz)

Test according to FCC title 47 part 15 §15.407(a),(e), KDB 789033 D02 General U-NII Test Procedures New Rules v02r01 D and ANSI C63.10-2013

26 dB Bandwidth

DUT Frequency (MHz)	Bandwidth (MHz)	Limit Min (MHz)	Limit Max (MHz)	Band Edge Left (MHz)	Band Edge Right (MHz)
5200.000000	19.900000	---	---	5190.050000	5209.950000

(continuation of the "26 dB Bandwidth" table from column 6 ...)

DUT Frequency (MHz)	Max Level (dBm)	Result
5200.000000	-5.5	PASS

26 dB Bandwidth

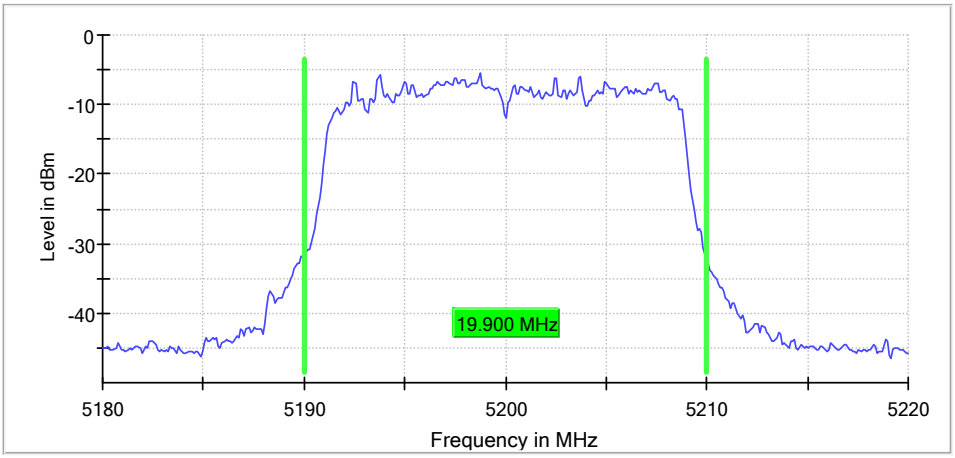

Measurement

Setting	Instrument Value	Target Value
Start Frequency	5.18000 GHz	5.18000 GHz
Stop Frequency	5.22000 GHz	5.22000 GHz
Span	40.000 MHz	40.000 MHz
RBW	200.000 kHz	~ 200.000 kHz
VBW	1.000 MHz	>= 600.000 kHz
SweepPoints	400	~ 400
Sweeptime	47.266 µs	AUTO
Reference Level	0.000 dBm	0.000 dBm
Attenuation	20.000 dB	AUTO
Detector	MaxPeak	MaxPeak
SweepCount	200	200
Filter	3 dB	3 dB
Trace Mode	Max Hold	Max Hold
Sweeptype	FFT	AUTO
Preamp	off	off
Stablemode	Trace	Trace
Stablevalue	0.30 dB	0.30 dB
Run	37 / max. 150	max. 150
Stable	5 / 5	5
Max Stable Difference	0.03 dB	0.30 dB

Emission Bandwidth 26 dB (5240 MHz; 20 MHz)

Test according to FCC title 47 part 15 §15.407(a),(e), KDB 789033 D02 General U-NII Test Procedures New Rules v02r01 D and ANSI C63.10-2013

26 dB Bandwidth

DUT Frequency (MHz)	Bandwidth (MHz)	Limit Min (MHz)	Limit Max (MHz)	Band Edge Left (MHz)	Band Edge Right (MHz)
5240.000000	20.300000	---	---	5229.650000	5249.950000

(continuation of the "26 dB Bandwidth" table from column 6 ...)

DUT Frequency (MHz)	Max Level (dBm)	Result
5240.000000	-4.0	PASS

26 dB Bandwidth

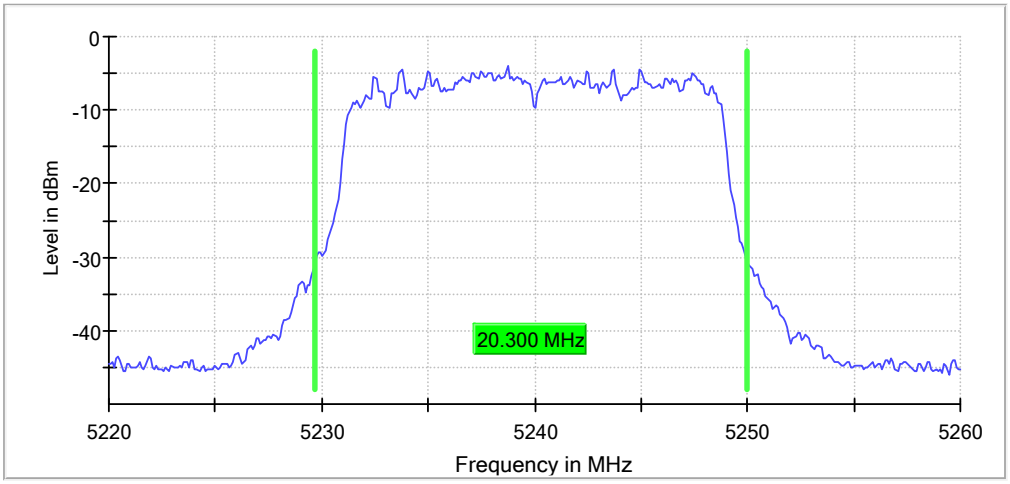

Measurement

Setting	Instrument Value	Target Value
Start Frequency	5.22000 GHz	5.22000 GHz
Stop Frequency	5.26000 GHz	5.26000 GHz
Span	40.000 MHz	40.000 MHz
RBW	200.000 kHz	~ 200.000 kHz
VBW	1.000 MHz	>= 600.000 kHz
SweepPoints	400	~ 400
Sweeptime	47.266 µs	AUTO
Reference Level	0.000 dBm	0.000 dBm
Attenuation	20.000 dB	AUTO
Detector	MaxPeak	MaxPeak
SweepCount	200	200
Filter	3 dB	3 dB
Trace Mode	Max Hold	Max Hold
Sweeptype	FFT	AUTO
Preamp	off	off
Stablemode	Trace	Trace
Stablevalue	0.30 dB	0.30 dB
Run	58 / max. 150	max. 150
Stable	5 / 5	5
Max Stable Difference	0.00 dB	0.30 dB

Emission Bandwidth 26 dB (5260 MHz; 20 MHz)

Test according to FCC title 47 part 15 §15.407(a),(e), KDB 789033 D02 General U-NII Test Procedures New Rules v02r01 D and ANSI C63.10-2013

26 dB Bandwidth

DUT Frequency (MHz)	Bandwidth (MHz)	Limit Min (MHz)	Limit Max (MHz)	Band Edge Left (MHz)	Band Edge Right (MHz)
5260.000000	20.300000	---	---	5249.650000	5269.950000

(continuation of the "26 dB Bandwidth" table from column 6 ...)

DUT Frequency (MHz)	Max Level (dBm)	Result
5260.000000	-4.9	PASS

26 dB Bandwidth

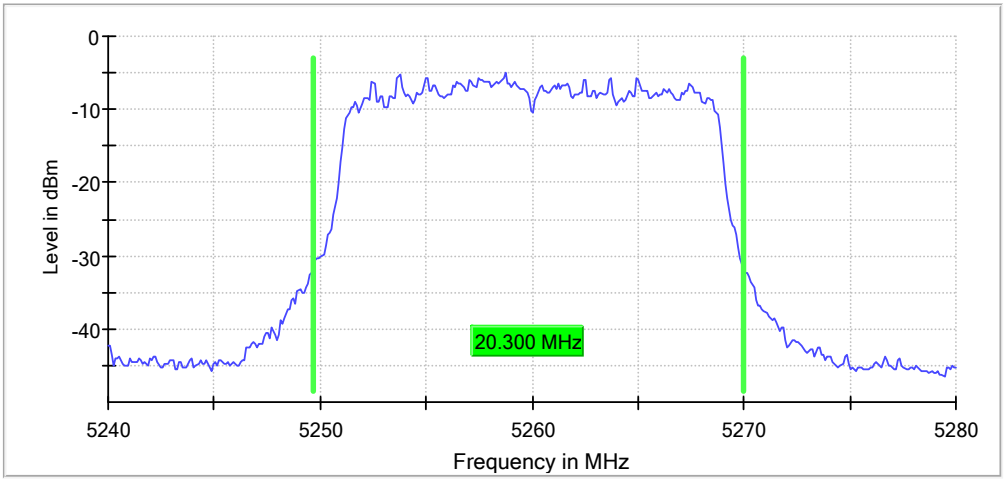

Measurement

Setting	Instrument Value	Target Value
Start Frequency	5.24000 GHz	5.24000 GHz
Stop Frequency	5.28000 GHz	5.28000 GHz
Span	40.000 MHz	40.000 MHz
RBW	200.000 kHz	~ 200.000 kHz
VBW	1.000 MHz	>= 600.000 kHz
SweepPoints	400	~ 400
Sweeptime	47.266 µs	AUTO
Reference Level	0.000 dBm	0.000 dBm
Attenuation	20.000 dB	AUTO
Detector	MaxPeak	MaxPeak
SweepCount	200	200
Filter	3 dB	3 dB
Trace Mode	Max Hold	Max Hold
Sweeptype	FFT	AUTO
Preamp	off	off
Stablemode	Trace	Trace
Stablevalue	0.30 dB	0.30 dB
Run	52 / max. 150	max. 150
Stable	5 / 5	5
Max Stable Difference	0.26 dB	0.30 dB

Emission Bandwidth 26 dB (5280 MHz; 20 MHz)

Test according to FCC title 47 part 15 §15.407(a),(e), KDB 789033 D02 General U-NII Test Procedures New Rules v02r01 D and ANSI C63.10-2013

26 dB Bandwidth

DUT Frequency (MHz)	Bandwidth (MHz)	Limit Min (MHz)	Limit Max (MHz)	Band Edge Left (MHz)	Band Edge Right (MHz)
5280.000000	20.300000	---	---	5269.650000	5289.950000

(continuation of the "26 dB Bandwidth" table from column 6 ...)

DUT Frequency (MHz)	Max Level (dBm)	Result
5280.000000	-5.4	PASS

26 dB Bandwidth

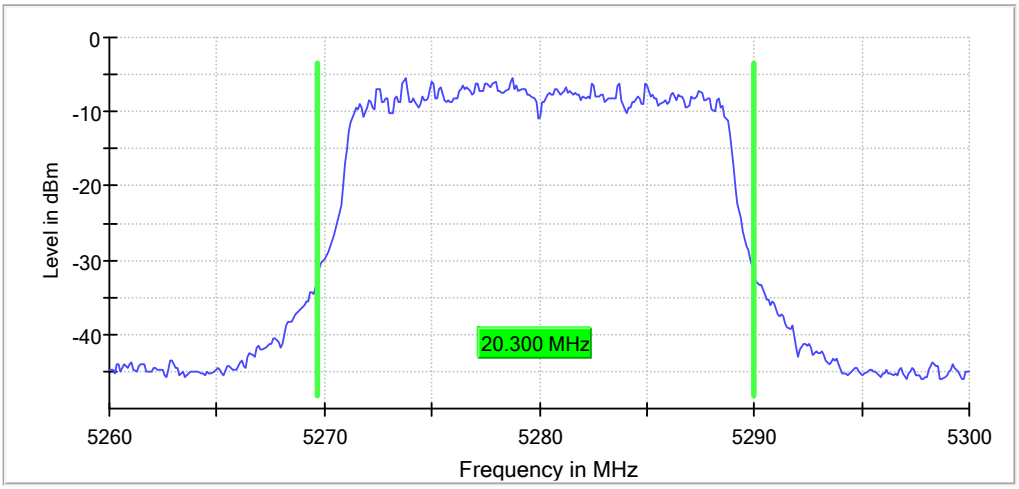

Measurement

Setting	Instrument Value	Target Value
Start Frequency	5.26000 GHz	5.26000 GHz
Stop Frequency	5.30000 GHz	5.30000 GHz
Span	40.000 MHz	40.000 MHz
RBW	200.000 kHz	~ 200.000 kHz
VBW	1.000 MHz	>= 600.000 kHz
SweepPoints	400	~ 400
Sweeptime	47.266 µs	AUTO
Reference Level	0.000 dBm	0.000 dBm
Attenuation	20.000 dB	AUTO
Detector	MaxPeak	MaxPeak
SweepCount	200	200
Filter	3 dB	3 dB
Trace Mode	Max Hold	Max Hold
Sweeptype	FFT	AUTO
Preamp	off	off
Stablemode	Trace	Trace
Stablevalue	0.30 dB	0.30 dB
Run	54 / max. 150	max. 150
Stable	5 / 5	5
Max Stable Difference	0.18 dB	0.30 dB

Emission Bandwidth 26 dB (5320 MHz; 20 MHz)

Test according to FCC title 47 part 15 §15.407(a),(e), KDB 789033 D02 General U-NII Test Procedures New Rules v02r01 D and ANSI C63.10-2013

26 dB Bandwidth

DUT Frequency (MHz)	Bandwidth (MHz)	Limit Min (MHz)	Limit Max (MHz)	Band Edge Left (MHz)	Band Edge Right (MHz)
5320.000000	20.300000	---	---	5309.750000	5330.050000

(continuation of the "26 dB Bandwidth" table from column 6 ...)

DUT Frequency (MHz)	Max Level (dBm)	Result
5320.000000	-4.3	PASS

26 dB Bandwidth

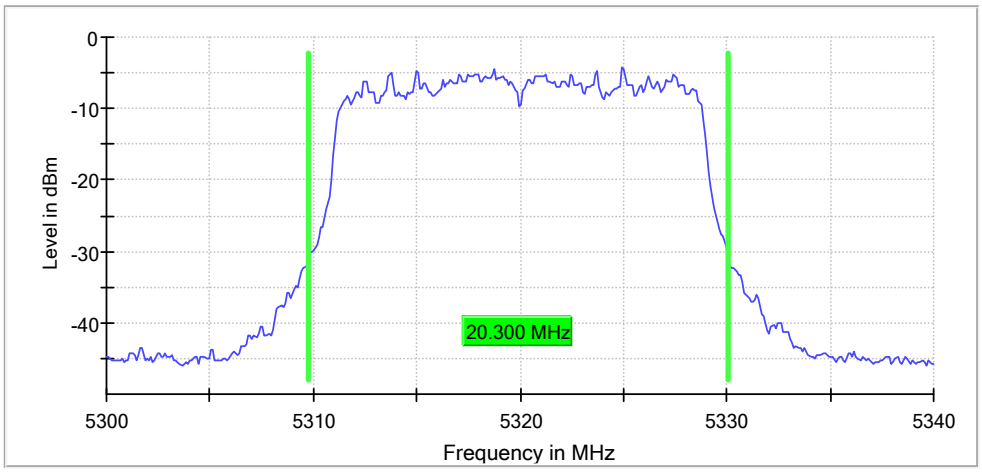

Measurement

Setting	Instrument Value	Target Value
Start Frequency	5.30000 GHz	5.30000 GHz
Stop Frequency	5.34000 GHz	5.34000 GHz
Span	40.000 MHz	40.000 MHz
RBW	200.000 kHz	~ 200.000 kHz
VBW	1.000 MHz	>= 600.000 kHz
SweepPoints	400	~ 400
Sweeptime	47.266 µs	AUTO
Reference Level	0.000 dBm	0.000 dBm
Attenuation	20.000 dB	AUTO
Detector	MaxPeak	MaxPeak
SweepCount	200	200
Filter	3 dB	3 dB
Trace Mode	Max Hold	Max Hold
Sweeptype	FFT	AUTO
Preamp	off	off
Stablemode	Trace	Trace
Stablevalue	0.30 dB	0.30 dB
Run	29 / max. 150	max. 150
Stable	5 / 5	5
Max Stable Difference	0.00 dB	0.30 dB

Emission Bandwidth 26 dB (5500 MHz; 20 MHz)

Test according to FCC title 47 part 15 §15.407(a),(e), KDB 789033 D02 General U-NII Test Procedures New Rules v02r01 D and ANSI C63.10-2013

26 dB Bandwidth

DUT Frequency (MHz)	Bandwidth (MHz)	Limit Min (MHz)	Limit Max (MHz)	Band Edge Left (MHz)	Band Edge Right (MHz)
5500.000000	20.800000	---	---	5489.550000	5510.350000

(continuation of the "26 dB Bandwidth" table from column 6 ...)

DUT Frequency (MHz)	Max Level (dBm)	Result
5500.000000	8.1	PASS

26 dB Bandwidth

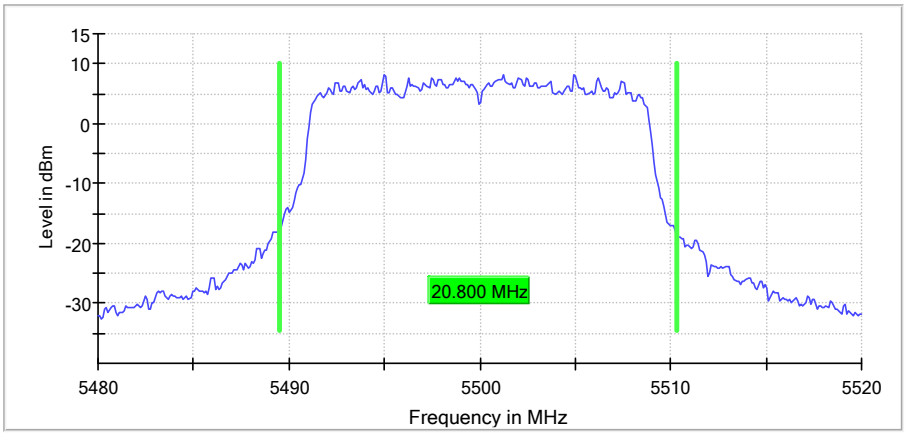

Measurement

Setting	Instrument Value	Target Value
Start Frequency	5.48000 GHz	5.48000 GHz
Stop Frequency	5.52000 GHz	5.52000 GHz
Span	40.000 MHz	40.000 MHz
RBW	200.000 kHz	~ 200.000 kHz
VBW	1.000 MHz	>= 600.000 kHz
SweepPoints	400	~ 400
Sweeptime	47.266 µs	AUTO
Reference Level	0.000 dBm	0.000 dBm
Attenuation	20.000 dB	AUTO
Detector	MaxPeak	MaxPeak
SweepCount	200	200
Filter	3 dB	3 dB
Trace Mode	Max Hold	Max Hold
Sweeptype	FFT	AUTO
Preamp	off	off
Stablemode	Trace	Trace
Stablevalue	0.30 dB	0.30 dB
Run	62 / max. 150	max. 150
Stable	5 / 5	5
Max Stable Difference	0.01 dB	0.30 dB

Emission Bandwidth 26 dB (5580 MHz; 20 MHz)

Test according to FCC title 47 part 15 §15.407(a),(e), KDB 789033 D02 General U-NII Test Procedures New Rules v02r01 D and ANSI C63.10-2013

26 dB Bandwidth

DUT Frequency (MHz)	Bandwidth (MHz)	Limit Min (MHz)	Limit Max (MHz)	Band Edge Left (MHz)	Band Edge Right (MHz)
5580.000000	20.400000	---	---	5569.550000	5589.950000

(continuation of the "26 dB Bandwidth" table from column 6 ...)

DUT Frequency (MHz)	Max Level (dBm)	Result
5580.000000	7.5	PASS

26 dB Bandwidth

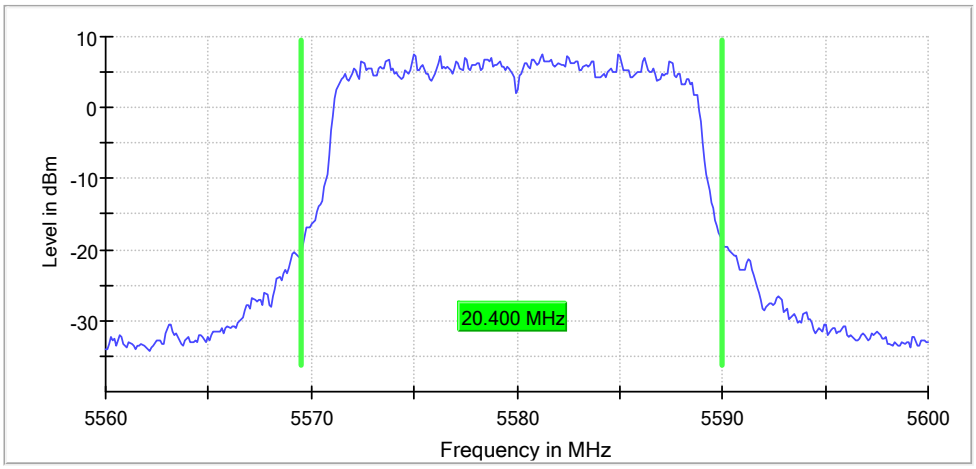

Measurement

Setting	Instrument Value	Target Value
Start Frequency	5.56000 GHz	5.56000 GHz
Stop Frequency	5.60000 GHz	5.60000 GHz
Span	40.000 MHz	40.000 MHz
RBW	200.000 kHz	~ 200.000 kHz
VBW	1.000 MHz	>= 600.000 kHz
SweepPoints	400	~ 400
Sweeptime	47.266 µs	AUTO
Reference Level	10.000 dBm	10.000 dBm
Attenuation	30.000 dB	AUTO
Detector	MaxPeak	MaxPeak
SweepCount	200	200
Filter	3 dB	3 dB
Trace Mode	Max Hold	Max Hold
Sweeptype	FFT	AUTO
Preamp	off	off
Stablemode	Trace	Trace
Stablevalue	0.30 dB	0.30 dB
Run	38 / max. 150	max. 150
Stable	5 / 5	5
Max Stable Difference	0.09 dB	0.30 dB

Emission Bandwidth 26 dB (5700 MHz; 20 MHz)

Test according to FCC title 47 part 15 §15.407(a),(e), KDB 789033 D02 General U-NII Test Procedures New Rules v02r01 D and ANSI C63.10-2013

26 dB Bandwidth

DUT Frequency (MHz)	Bandwidth (MHz)	Limit Min (MHz)	Limit Max (MHz)	Band Edge Left (MHz)	Band Edge Right (MHz)
5700.000000	20.600000	---	---	5689.450000	5710.050000

(continuation of the "26 dB Bandwidth" table from column 6 ...)

DUT Frequency (MHz)	Max Level (dBm)	Result
5700.000000	7.2	PASS

26 dB Bandwidth

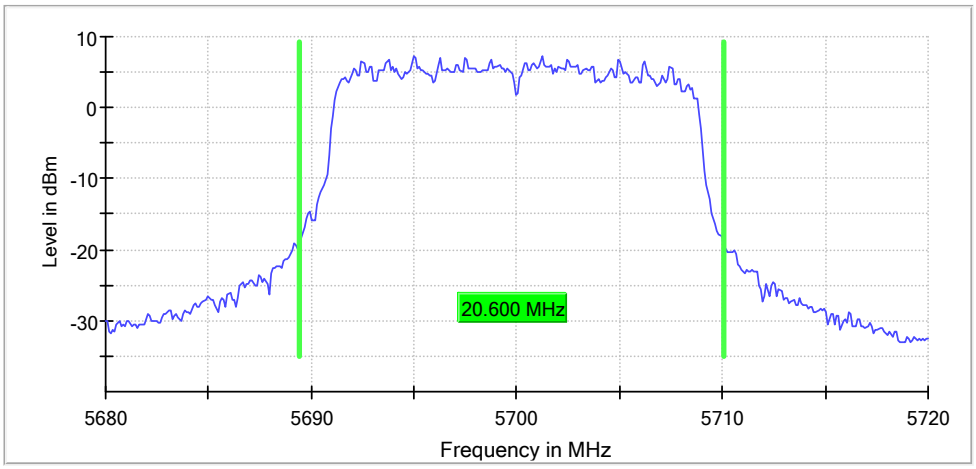

Measurement

Setting	Instrument Value	Target Value
Start Frequency	5.68000 GHz	5.68000 GHz
Stop Frequency	5.72000 GHz	5.72000 GHz
Span	40.000 MHz	40.000 MHz
RBW	200.000 kHz	~ 200.000 kHz
VBW	1.000 MHz	>= 600.000 kHz
SweepPoints	400	~ 400
Sweeptime	47.266 µs	AUTO
Reference Level	10.000 dBm	10.000 dBm
Attenuation	30.000 dB	AUTO
Detector	MaxPeak	MaxPeak
SweepCount	200	200
Filter	3 dB	3 dB
Trace Mode	Max Hold	Max Hold
Sweeptype	FFT	AUTO
Preamp	off	off
Stablemode	Trace	Trace
Stablevalue	0.30 dB	0.30 dB
Run	36 / max. 150	max. 150
Stable	5 / 5	5
Max Stable Difference	0.24 dB	0.30 dB

Emission Bandwidth 26 dB (5720 MHz; 20 MHz)

Test according to FCC title 47 part 15 §15.407(a),(e), KDB 789033 D02 General U-NII Test Procedures New Rules v02r01 D and ANSI C63.10-2013

26 dB Bandwidth

DUT Frequency (MHz)	Bandwidth (MHz)	Bandwidth U-NII 2C (MHz)	Bandwidth U-NII 3 (MHz)	Limit Min (MHz)	Limit Max (MHz)
5720.000000	21.500000	16.050000	5.450000	---	---

(continuation of the "26 dB Bandwidth" table from column 6 ...)

DUT Frequency (MHz)	Band Edge Left (MHz)	Band Edge Right (MHz)	Max Level (dBm)	Result
5720.000000	5708.950000	5730.450000	6.9	PASS

26 dB Bandwidth

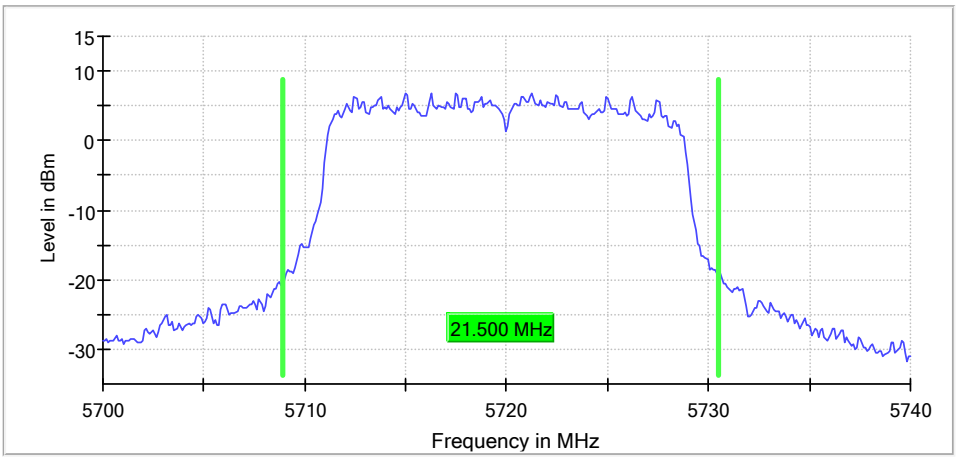

Measurement

Setting	Instrument Value	Target Value
Start Frequency	5.70000 GHz	5.70000 GHz
Stop Frequency	5.74000 GHz	5.74000 GHz
Span	40.000 MHz	40.000 MHz
RBW	200.000 kHz	~ 200.000 kHz
VBW	1.000 MHz	>= 600.000 kHz
SweepPoints	400	~ 400
Sweeptime	47.266 µs	AUTO
Reference Level	10.000 dBm	10.000 dBm
Attenuation	30.000 dB	AUTO
Detector	MaxPeak	MaxPeak
SweepCount	200	200
Filter	3 dB	3 dB
Trace Mode	Max Hold	Max Hold
Sweeptype	FFT	AUTO
Preamp	off	off
Stablemode	Trace	Trace
Stablevalue	0.30 dB	0.30 dB
Run	42 / max. 150	max. 150
Stable	5 / 5	5
Max Stable Difference	0.00 dB	0.30 dB

802.11ax 20:
Emission Bandwidth 26 dB (5180 MHz; 20 MHz)

Test according to FCC title 47 part 15 §15.407(a),(e), KDB 789033 D02 General U-NII Test Procedures New Rules v02r01 D and ANSI C63.10-2013

26 dB Bandwidth

DUT Frequency (MHz)	Bandwidth (MHz)	Limit Min (MHz)	Limit Max (MHz)	Band Edge Left (MHz)	Band Edge Right (MHz)
5180.000000	21.300000	---	---	5169.250000	5190.550000

(continuation of the "26 dB Bandwidth" table from column 6 ...)

DUT Frequency (MHz)	Max Level (dBm)	Result
5180.000000	-4.3	PASS

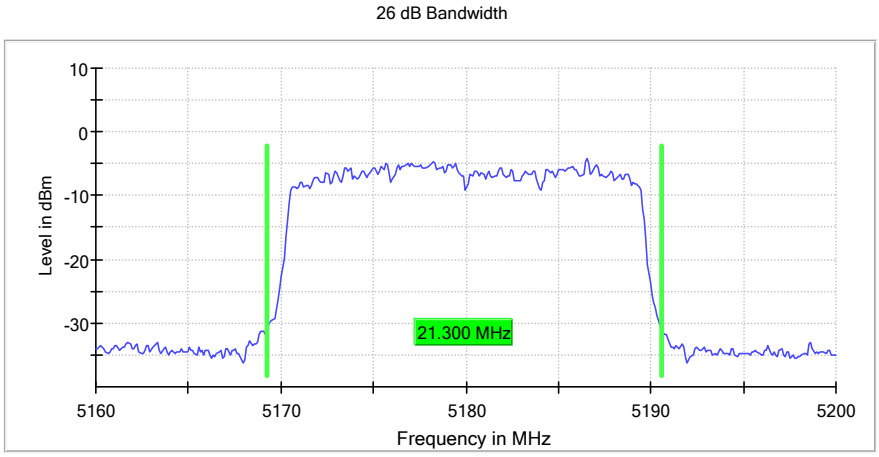

Measurement

Setting	Instrument Value	Target Value
Start Frequency	5.16000 GHz	5.16000 GHz
Stop Frequency	5.20000 GHz	5.20000 GHz
Span	40.000 MHz	40.000 MHz
RBW	200.000 kHz	~ 200.000 kHz
VBW	1.000 MHz	>= 600.000 kHz
SweepPoints	400	~ 400
Sweeptime	47.266 µs	AUTO
Reference Level	10.000 dBm	10.000 dBm
Attenuation	30.000 dB	AUTO
Detector	MaxPeak	MaxPeak
SweepCount	200	200
Filter	3 dB	3 dB
Trace Mode	Max Hold	Max Hold
Sweeptype	FFT	AUTO
Preamp	off	off
Stablemode	Trace	Trace
Stablevalue	0.30 dB	0.30 dB
Run	109 / max. 150	max. 150
Stable	5 / 5	5
Max Stable Difference	0.00 dB	0.30 dB

Emission Bandwidth 26 dB (5200 MHz; 20 MHz)

Test according to FCC title 47 part 15 §15.407(a),(e), KDB 789033 D02 General U-NII Test Procedures New Rules v02r01 D and ANSI C63.10-2013

26 dB Bandwidth

DUT Frequency (MHz)	Bandwidth (MHz)	Limit Min (MHz)	Limit Max (MHz)	Band Edge Left (MHz)	Band Edge Right (MHz)
5200.000000	20.900000	---	---	5189.650000	5210.550000

(continuation of the "26 dB Bandwidth" table from column 6 ...)

DUT Frequency (MHz)	Max Level (dBm)	Result
5200.000000	-4.2	PASS

26 dB Bandwidth

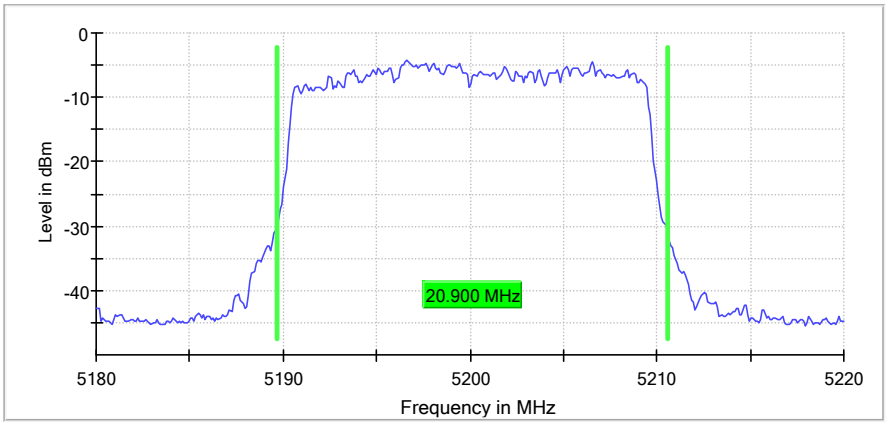

Measurement

Setting	Instrument Value	Target Value
Start Frequency	5.18000 GHz	5.18000 GHz
Stop Frequency	5.22000 GHz	5.22000 GHz
Span	40.000 MHz	40.000 MHz
RBW	200.000 kHz	~ 200.000 kHz
VBW	1.000 MHz	>= 600.000 kHz
SweepPoints	400	~ 400
Sweeptime	47.266 µs	AUTO
Reference Level	0.000 dBm	0.000 dBm
Attenuation	20.000 dB	AUTO
Detector	MaxPeak	MaxPeak
SweepCount	200	200
Filter	3 dB	3 dB
Trace Mode	Max Hold	Max Hold
Sweeptype	FFT	AUTO
Preamp	off	off
Stablemode	Trace	Trace
Stablevalue	0.30 dB	0.30 dB
Run	92 / max. 150	max. 150
Stable	5 / 5	5
Max Stable Difference	0.00 dB	0.30 dB

Emission Bandwidth 26 dB (5240 MHz; 20 MHz)

Test according to FCC title 47 part 15 §15.407(a),(e), KDB 789033 D02 General U-NII Test Procedures New Rules v02r01 D and ANSI C63.10-2013

26 dB Bandwidth

DUT Frequency (MHz)	Bandwidth (MHz)	Limit Min (MHz)	Limit Max (MHz)	Band Edge Left (MHz)	Band Edge Right (MHz)
5240.000000	20.900000	---	---	5229.550000	5250.450000

(continuation of the "26 dB Bandwidth" table from column 6 ...)

DUT Frequency (MHz)	Max Level (dBm)	Result
5240.000000	-3.6	PASS

26 dB Bandwidth

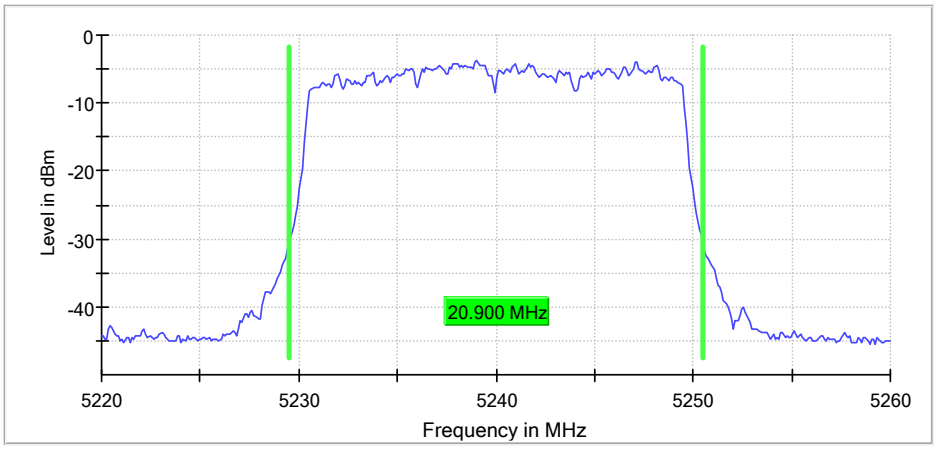

Measurement

Setting	Instrument Value	Target Value
Start Frequency	5.22000 GHz	5.22000 GHz
Stop Frequency	5.26000 GHz	5.26000 GHz
Span	40.000 MHz	40.000 MHz
RBW	200.000 kHz	~ 200.000 kHz
VBW	1.000 MHz	>= 600.000 kHz
SweepPoints	400	~ 400
Sweeptime	47.266 µs	AUTO
Reference Level	0.000 dBm	0.000 dBm
Attenuation	20.000 dB	AUTO
Detector	MaxPeak	MaxPeak
SweepCount	200	200
Filter	3 dB	3 dB
Trace Mode	Max Hold	Max Hold
Sweeptype	FFT	AUTO
Preamp	off	off
Stablemode	Trace	Trace
Stablevalue	0.30 dB	0.30 dB
Run	130 / max. 150	max. 150
Stable	5 / 5	5
Max Stable Difference	0.00 dB	0.30 dB

Emission Bandwidth 26 dB (5260 MHz; 20 MHz)

Test according to FCC title 47 part 15 §15.407(a),(e), KDB 789033 D02 General U-NII Test Procedures New Rules v02r01 D and ANSI C63.10-2013

26 dB Bandwidth

DUT Frequency (MHz)	Bandwidth (MHz)	Limit Min (MHz)	Limit Max (MHz)	Band Edge Left (MHz)	Band Edge Right (MHz)
5260.000000	20.900000	---	---	5249.450000	5270.350000

(continuation of the "26 dB Bandwidth" table from column 6 ...)

DUT Frequency (MHz)	Max Level (dBm)	Result
5260.000000	-3.9	PASS

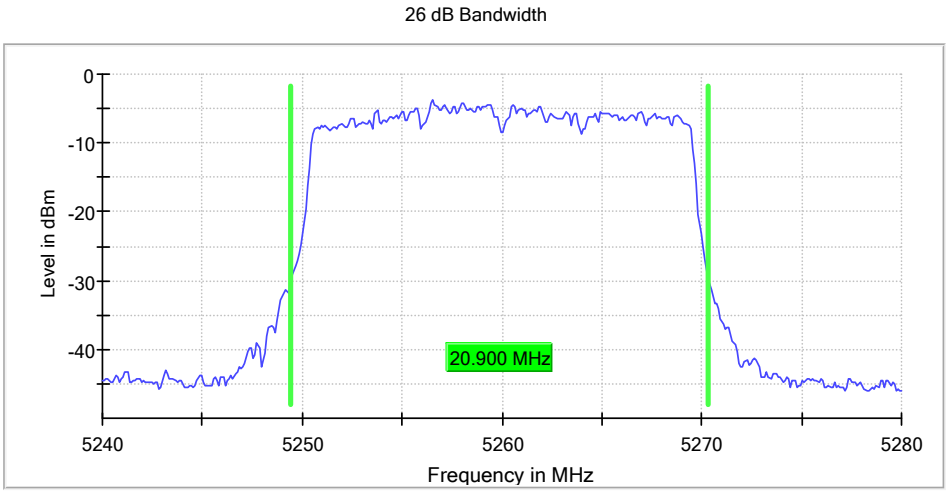

Measurement

Setting	Instrument Value	Target Value
Start Frequency	5.24000 GHz	5.24000 GHz
Stop Frequency	5.28000 GHz	5.28000 GHz
Span	40.000 MHz	40.000 MHz
RBW	200.000 kHz	~ 200.000 kHz
VBW	1.000 MHz	>= 600.000 kHz
SweepPoints	400	~ 400
Sweeptime	47.266 µs	AUTO
Reference Level	0.000 dBm	0.000 dBm
Attenuation	20.000 dB	AUTO
Detector	MaxPeak	MaxPeak
SweepCount	200	200
Filter	3 dB	3 dB
Trace Mode	Max Hold	Max Hold
Sweeptype	FFT	AUTO
Preamp	off	off
Stablemode	Trace	Trace
Stablevalue	0.30 dB	0.30 dB
Run	58 / max. 150	max. 150
Stable	5 / 5	5
Max Stable Difference	0.00 dB	0.30 dB

Emission Bandwidth 26 dB (5280 MHz; 20 MHz)

Test according to FCC title 47 part 15 §15.407(a),(e), KDB 789033 D02 General U-NII Test Procedures New Rules v02r01 D and ANSI C63.10-2013

26 dB Bandwidth

DUT Frequency (MHz)	Bandwidth (MHz)	Limit Min (MHz)	Limit Max (MHz)	Band Edge Left (MHz)	Band Edge Right (MHz)
5280.000000	21.100000	---	---	5269.450000	5290.550000

(continuation of the "26 dB Bandwidth" table from column 6 ...)

DUT Frequency (MHz)	Max Level (dBm)	Result
5280.000000	-2.9	PASS

26 dB Bandwidth

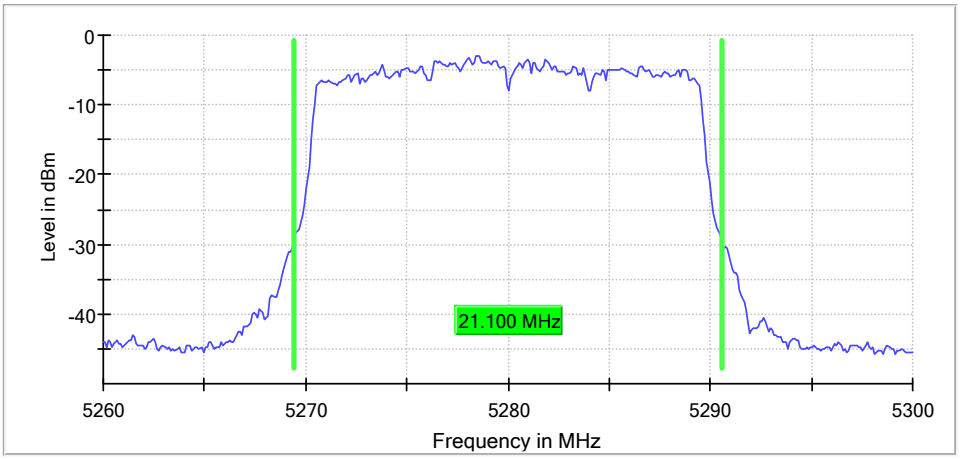

Measurement

Setting	Instrument Value	Target Value
Start Frequency	5.26000 GHz	5.26000 GHz
Stop Frequency	5.30000 GHz	5.30000 GHz
Span	40.000 MHz	40.000 MHz
RBW	200.000 kHz	~ 200.000 kHz
VBW	1.000 MHz	>= 600.000 kHz
SweepPoints	400	~ 400
Sweeptime	47.266 µs	AUTO
Reference Level	0.000 dBm	0.000 dBm
Attenuation	20.000 dB	AUTO
Detector	MaxPeak	MaxPeak
SweepCount	200	200
Filter	3 dB	3 dB
Trace Mode	Max Hold	Max Hold
Sweeptype	FFT	AUTO
Preamp	off	off
Stablemode	Trace	Trace
Stablevalue	0.30 dB	0.30 dB
Run	96 / max. 150	max. 150
Stable	5 / 5	5
Max Stable Difference	0.00 dB	0.30 dB

Emission Bandwidth 26 dB (5320 MHz; 20 MHz)

Test according to FCC title 47 part 15 §15.407(a),(e), KDB 789033 D02 General U-NII Test Procedures New Rules v02r01 D and ANSI C63.10-2013

26 dB Bandwidth

DUT Frequency (MHz)	Bandwidth (MHz)	Limit Min (MHz)	Limit Max (MHz)	Band Edge Left (MHz)	Band Edge Right (MHz)
5320.000000	21.200000	---	---	5309.450000	5330.650000

(continuation of the "26 dB Bandwidth" table from column 6 ...)

DUT Frequency (MHz)	Max Level (dBm)	Result
5320.000000	-3.0	PASS

26 dB Bandwidth

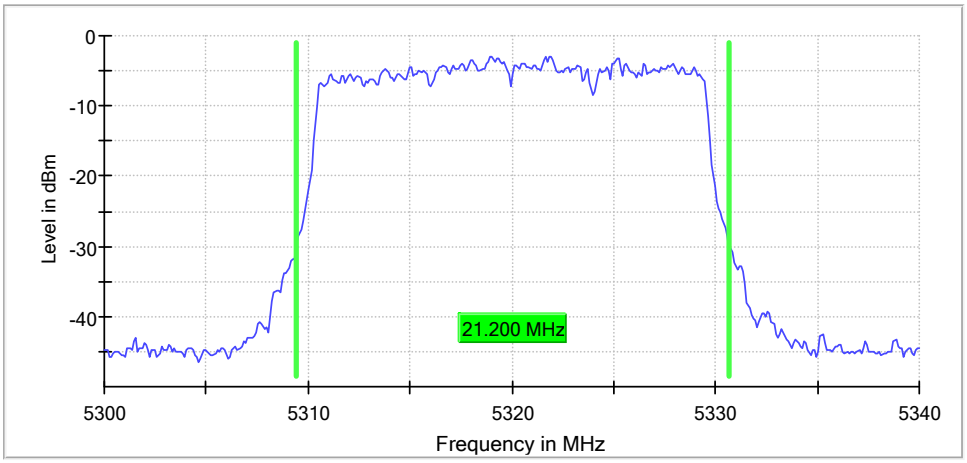

Measurement

Setting	Instrument Value	Target Value
Start Frequency	5.30000 GHz	5.30000 GHz
Stop Frequency	5.34000 GHz	5.34000 GHz
Span	40.000 MHz	40.000 MHz
RBW	200.000 kHz	~ 200.000 kHz
VBW	1.000 MHz	>= 600.000 kHz
SweepPoints	400	~ 400
Sweeptime	47.266 µs	AUTO
Reference Level	0.000 dBm	0.000 dBm
Attenuation	20.000 dB	AUTO
Detector	MaxPeak	MaxPeak
SweepCount	200	200
Filter	3 dB	3 dB
Trace Mode	Max Hold	Max Hold
Sweeptype	FFT	AUTO
Preamp	off	off
Stablemode	Trace	Trace
Stablevalue	0.30 dB	0.30 dB
Run	51 / max. 150	max. 150
Stable	5 / 5	5
Max Stable Difference	0.00 dB	0.30 dB

Emission Bandwidth 26 dB (5500 MHz; 20 MHz)

Test according to FCC title 47 part 15 §15.407(a),(e), KDB 789033 D02 General U-NII Test Procedures New Rules v02r01 D and ANSI C63.10-2013

26 dB Bandwidth

DUT Frequency (MHz)	Bandwidth (MHz)	Limit Min (MHz)	Limit Max (MHz)	Band Edge Left (MHz)	Band Edge Right (MHz)
5500.000000	21.700000	---	---	5489.050000	5510.750000

(continuation of the "26 dB Bandwidth" table from column 6 ...)

DUT Frequency (MHz)	Max Level (dBm)	Result
5500.000000	9.3	PASS

26 dB Bandwidth

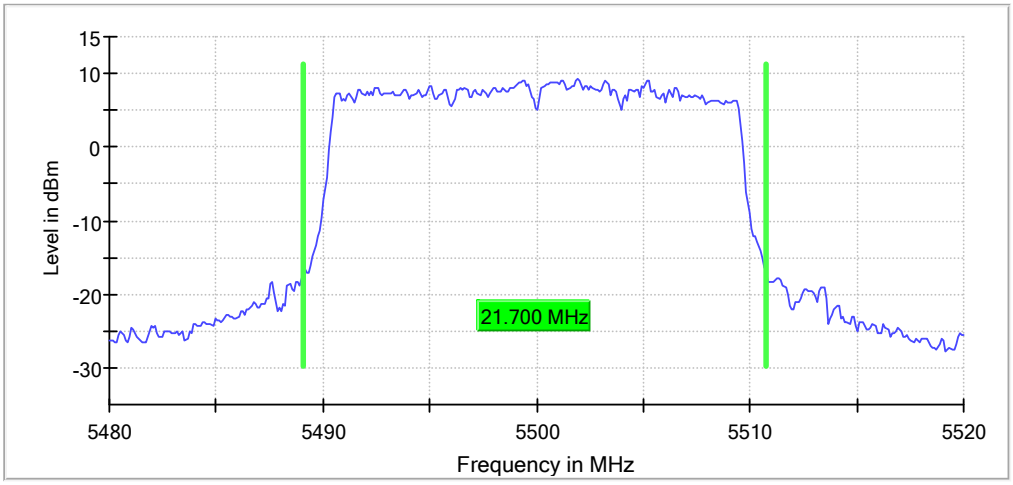

Measurement

Setting	Instrument Value	Target Value
Start Frequency	5.48000 GHz	5.48000 GHz
Stop Frequency	5.52000 GHz	5.52000 GHz
Span	40.000 MHz	40.000 MHz
RBW	200.000 kHz	~ 200.000 kHz
VBW	1.000 MHz	>= 600.000 kHz
SweepPoints	400	~ 400
Sweeptime	47.266 µs	AUTO
Reference Level	0.000 dBm	0.000 dBm
Attenuation	20.000 dB	AUTO
Detector	MaxPeak	MaxPeak
SweepCount	200	200
Filter	3 dB	3 dB
Trace Mode	Max Hold	Max Hold
Sweeptype	FFT	AUTO
Preamp	off	off
Stablemode	Trace	Trace
Stablevalue	0.30 dB	0.30 dB
Run	67 / max. 150	max. 150
Stable	5 / 5	5
Max Stable Difference	0.09 dB	0.30 dB

Emission Bandwidth 26 dB (5580 MHz; 20 MHz)

Test according to FCC title 47 part 15 §15.407(a),(e), KDB 789033 D02 General U-NII Test Procedures New Rules v02r01 D and ANSI C63.10-2013

26 dB Bandwidth

DUT Frequency (MHz)	Bandwidth (MHz)	Limit Min (MHz)	Limit Max (MHz)	Band Edge Left (MHz)	Band Edge Right (MHz)
5580.000000	21.200000	---	---	5569.450000	5590.650000

(continuation of the "26 dB Bandwidth" table from column 6 ...)

DUT Frequency (MHz)	Max Level (dBm)	Result
5580.000000	9.2	PASS

26 dB Bandwidth

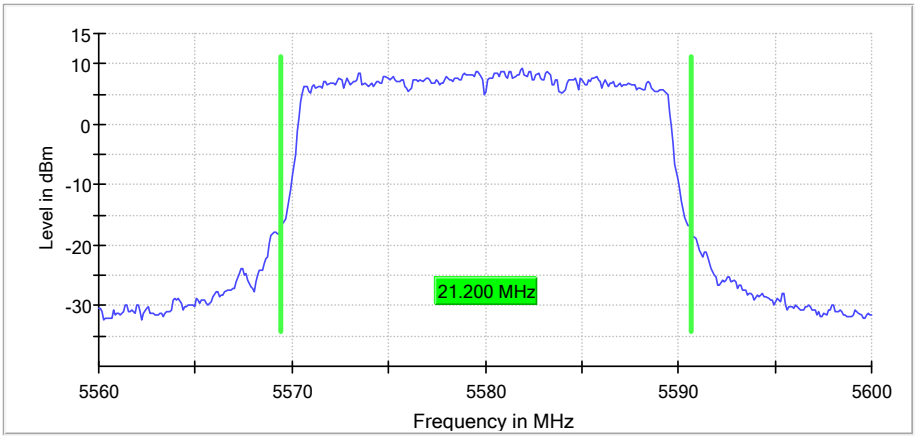

Measurement

Setting	Instrument Value	Target Value
Start Frequency	5.56000 GHz	5.56000 GHz
Stop Frequency	5.60000 GHz	5.60000 GHz
Span	40.000 MHz	40.000 MHz
RBW	200.000 kHz	~ 200.000 kHz
VBW	1.000 MHz	>= 600.000 kHz
SweepPoints	400	~ 400
Sweeptime	47.266 µs	AUTO
Reference Level	10.000 dBm	10.000 dBm
Attenuation	30.000 dB	AUTO
Detector	MaxPeak	MaxPeak
SweepCount	200	200
Filter	3 dB	3 dB
Trace Mode	Max Hold	Max Hold
Sweeptype	FFT	AUTO
Preamp	off	off
Stablemode	Trace	Trace
Stablevalue	0.30 dB	0.30 dB
Run	78 / max. 150	max. 150
Stable	5 / 5	5
Max Stable Difference	0.09 dB	0.30 dB

Emission Bandwidth 26 dB (5700 MHz; 20 MHz)

Test according to FCC title 47 part 15 §15.407(a),(e), KDB 789033 D02 General U-NII Test Procedures New Rules v02r01 D and ANSI C63.10-2013

26 dB Bandwidth

DUT Frequency (MHz)	Bandwidth (MHz)	Limit Min (MHz)	Limit Max (MHz)	Band Edge Left (MHz)	Band Edge Right (MHz)
5700.000000	21.100000	---	---	5689.450000	5710.550000

(continuation of the "26 dB Bandwidth" table from column 6 ...)

DUT Frequency (MHz)	Max Level (dBm)	Result
5700.000000	9.0	PASS

26 dB Bandwidth

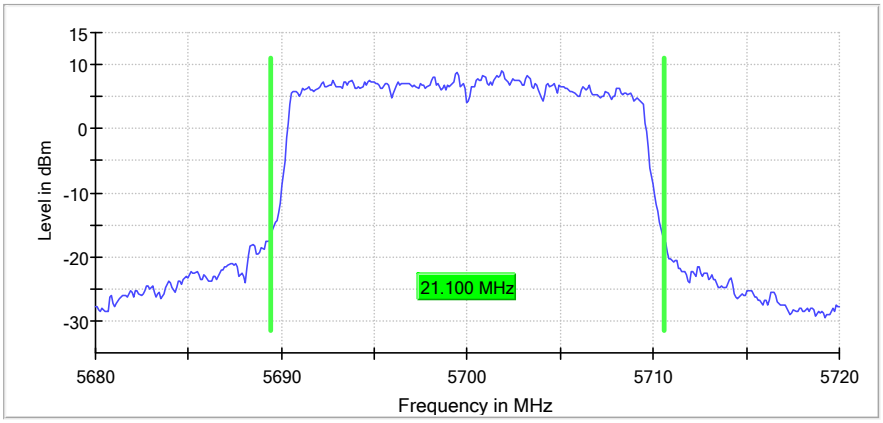

Measurement

Setting	Instrument Value	Target Value
Start Frequency	5.68000 GHz	5.68000 GHz
Stop Frequency	5.72000 GHz	5.72000 GHz
Span	40.000 MHz	40.000 MHz
RBW	200.000 kHz	~ 200.000 kHz
VBW	1.000 MHz	>= 600.000 kHz
SweepPoints	400	~ 400
Sweeptime	47.266 µs	AUTO
Reference Level	10.000 dBm	10.000 dBm
Attenuation	30.000 dB	AUTO
Detector	MaxPeak	MaxPeak
SweepCount	200	200
Filter	3 dB	3 dB
Trace Mode	Max Hold	Max Hold
Sweeptype	FFT	AUTO
Preamp	off	off
Stablemode	Trace	Trace
Stablevalue	0.30 dB	0.30 dB
Run	63 / max. 150	max. 150
Stable	5 / 5	5
Max Stable Difference	0.30 dB	0.30 dB

Emission Bandwidth 26 dB (5720 MHz; 20 MHz)

Test according to FCC title 47 part 15 §15.407(a),(e), KDB 789033 D02 General U-NII Test Procedures New Rules v02r01 D and ANSI C63.10-2013

26 dB Bandwidth

DUT Frequency (MHz)	Bandwidth (MHz)	Bandwidth U-NII 2C (MHz)	Bandwidth U-NII 3 (MHz)	Limit Min (MHz)	Limit Max (MHz)
5720.000000	22.300000	16.150000	6.150000	---	---

(continuation of the "26 dB Bandwidth" table from column 6 ...)

DUT Frequency (MHz)	Band Edge Left (MHz)	Band Edge Right (MHz)	Max Level (dBm)	Result
5720.000000	5708.850000	5731.150000	8.3	PASS

26 dB Bandwidth

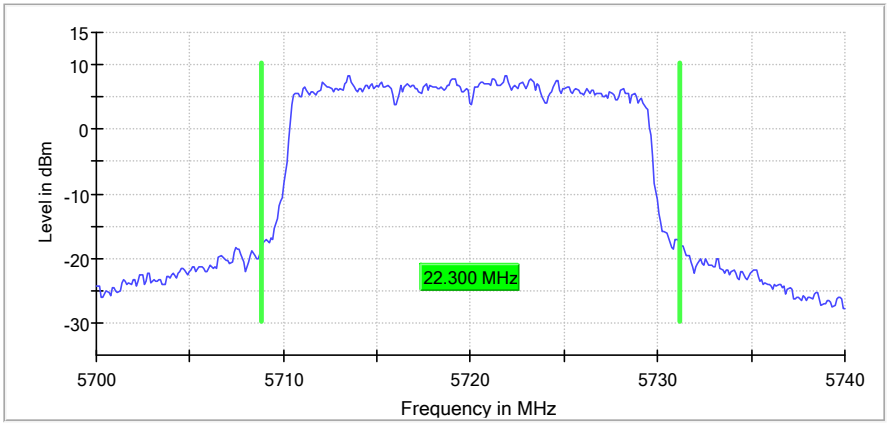

Measurement

Setting	Instrument Value	Target Value
Start Frequency	5.70000 GHz	5.70000 GHz
Stop Frequency	5.74000 GHz	5.74000 GHz
Span	40.000 MHz	40.000 MHz
RBW	200.000 kHz	~ 200.000 kHz
VBW	1.000 MHz	>= 600.000 kHz
SweepPoints	400	~ 400
Sweeptime	47.266 µs	AUTO
Reference Level	10.000 dBm	10.000 dBm
Attenuation	30.000 dB	AUTO
Detector	MaxPeak	MaxPeak
SweepCount	200	200
Filter	3 dB	3 dB
Trace Mode	Max Hold	Max Hold
Sweeptype	FFT	AUTO
Preamp	off	off
Stablemode	Trace	Trace
Stablevalue	0.30 dB	0.30 dB
Run	92 / max. 150	max. 150
Stable	5 / 5	5
Max Stable Difference	0.00 dB	0.30 dB

802.11n40:

Emission Bandwidth 26 dB (5190 MHz; 40 MHz)

Test according to FCC title 47 part 15 §15.407(a),(e), KDB 789033 D02 General U-NII Test Procedures New Rules v02r01 D and ANSI C63.10-2013

26 dB Bandwidth

DUT Frequency (MHz)	Bandwidth (MHz)	Limit Min (MHz)	Limit Max (MHz)	Band Edge Left (MHz)	Band Edge Right (MHz)
5190.000000	54.333959	---	---	5166.135084	5220.469043

(continuation of the "26 dB Bandwidth" table from column 6 ...)

DUT Frequency (MHz)	Max Level (dBm)	Result
5190.000000	5.8	PASS

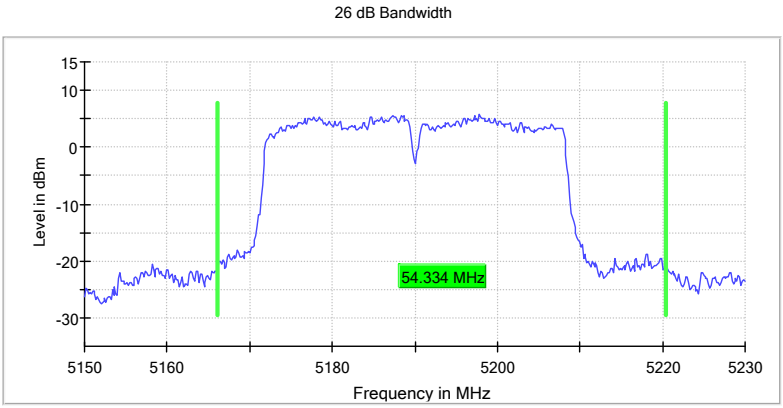

Measurement

Setting	Instrument Value	Target Value
Start Frequency	5.15000 GHz	5.15000 GHz
Stop Frequency	5.23000 GHz	5.23000 GHz
Span	80.000 MHz	80.000 MHz
RBW	300.000 kHz	~ 400.000 kHz
VBW	1.000 MHz	>= 900.000 kHz
SweepPoints	533	~ 533
Sweeptime	1.000 ms	AUTO
Reference Level	10.000 dBm	10.000 dBm
Attenuation	30.000 dB	AUTO
Detector	MaxPeak	MaxPeak
SweepCount	200	200
Filter	3 dB	3 dB
Trace Mode	Max Hold	Max Hold
Sweeptype	Sweep	AUTO
Preamp	off	off
Stablemode	Trace	Trace
Stablevalue	0.30 dB	0.30 dB
Run	74 / max. 150	max. 150
Stable	5 / 5	5
Max Stable Difference	0.00 dB	0.30 dB

Emission Bandwidth 26 dB (5230 MHz; 40 MHz)

Test according to FCC title 47 part 15 §15.407(a),(e), KDB 789033 D02 General U-NII Test Procedures New Rules v02r01 D and ANSI C63.10-2013

26 dB Bandwidth

DUT Frequency (MHz)	Bandwidth (MHz)	Limit Min (MHz)	Limit Max (MHz)	Band Edge Left (MHz)	Band Edge Right (MHz)
5230.000000	39.324578	---	---	5210.487805	5249.812383

(continuation of the "26 dB Bandwidth" table from column 6 ...)

DUT Frequency (MHz)	Max Level (dBm)	Result
5230.000000	-6.7	PASS

26 dB Bandwidth

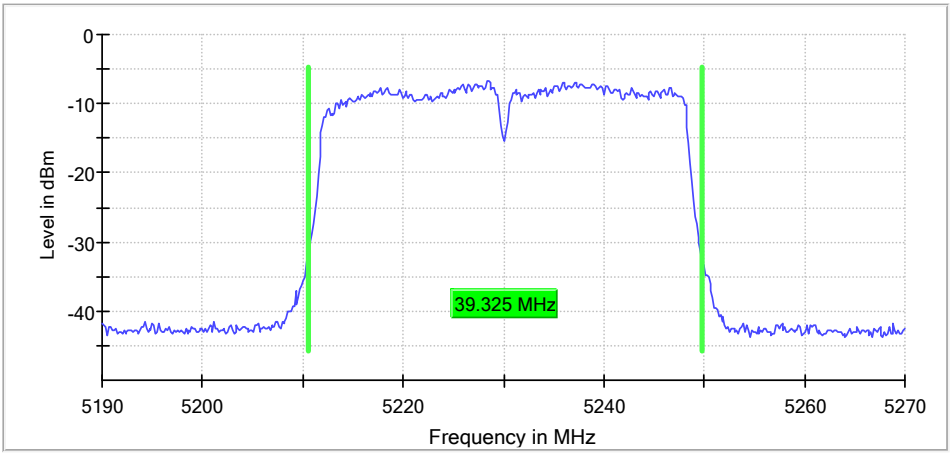

Measurement

Setting	Instrument Value	Target Value
Start Frequency	5.19000 GHz	5.19000 GHz
Stop Frequency	5.27000 GHz	5.27000 GHz
Span	80.000 MHz	80.000 MHz
RBW	300.000 kHz	~ 400.000 kHz
VBW	1.000 MHz	>= 900.000 kHz
SweepPoints	533	~ 533
Sweeptime	1.000 ms	AUTO
Reference Level	0.000 dBm	0.000 dBm
Attenuation	20.000 dB	AUTO
Detector	MaxPeak	MaxPeak
SweepCount	200	200
Filter	3 dB	3 dB
Trace Mode	Max Hold	Max Hold
Sweeptype	Sweep	AUTO
Preamp	off	off
Stablemode	Trace	Trace
Stablevalue	0.30 dB	0.30 dB
Run	55 / max. 150	max. 150
Stable	5 / 5	5
Max Stable Difference	0.22 dB	0.30 dB

Emission Bandwidth 26 dB (5270 MHz; 40 MHz)

Test according to FCC title 47 part 15 §15.407(a),(e), KDB 789033 D02 General U-NII Test Procedures New Rules v02r01 D and ANSI C63.10-2013

26 dB Bandwidth

DUT Frequency (MHz)	Bandwidth (MHz)	Limit Min (MHz)	Limit Max (MHz)	Band Edge Left (MHz)	Band Edge Right (MHz)
5270.000000	39.774860	---	---	5250.187617	5289.962477

(continuation of the "26 dB Bandwidth" table from column 6 ...)

DUT Frequency (MHz)	Max Level (dBm)	Result
5270.000000	-6.6	PASS

26 dB Bandwidth

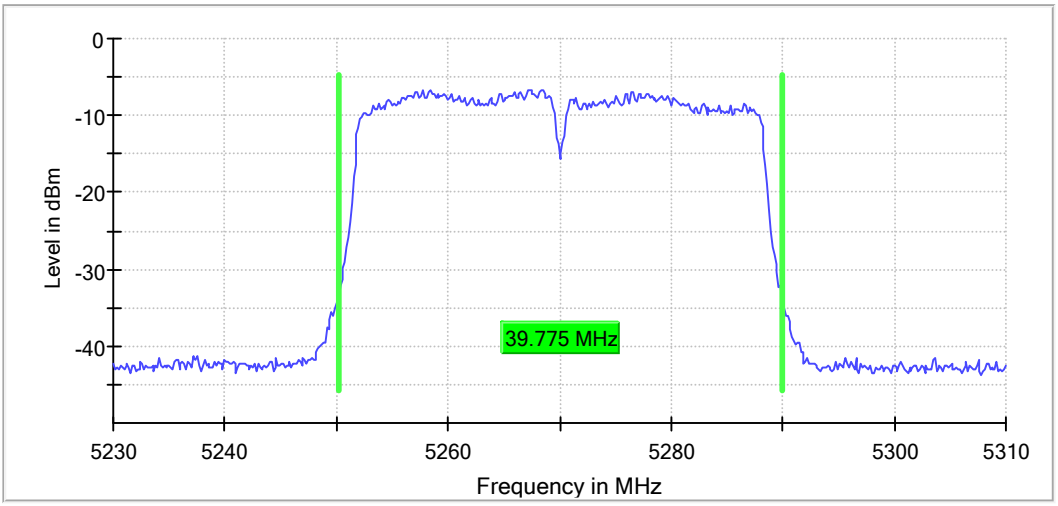

Measurement

Setting	Instrument Value	Target Value
Start Frequency	5.23000 GHz	5.23000 GHz
Stop Frequency	5.31000 GHz	5.31000 GHz
Span	80.000 MHz	80.000 MHz
RBW	300.000 kHz	~ 400.000 kHz
VBW	1.000 MHz	>= 900.000 kHz
SweepPoints	533	~ 533
Sweeptime	1.000 ms	AUTO
Reference Level	0.000 dBm	0.000 dBm
Attenuation	20.000 dB	AUTO
Detector	MaxPeak	MaxPeak
SweepCount	200	200
Filter	3 dB	3 dB
Trace Mode	Max Hold	Max Hold
Sweeptype	Sweep	AUTO
Preamp	off	off
Stablemode	Trace	Trace
Stablevalue	0.30 dB	0.30 dB
Run	76 / max. 150	max. 150
Stable	5 / 5	5
Max Stable Difference	0.11 dB	0.30 dB

Emission Bandwidth 26 dB (5310 MHz; 40 MHz)

Test according to FCC title 47 part 15 §15.407(a),(e), KDB 789033 D02 General U-NII Test Procedures New Rules v02r01 D and ANSI C63.10-2013

26 dB Bandwidth

DUT Frequency (MHz)	Bandwidth (MHz)	Limit Min (MHz)	Limit Max (MHz)	Band Edge Left (MHz)	Band Edge Right (MHz)
5310.000000	39.774860	---	---	5290.187617	5329.962477

(continuation of the "26 dB Bandwidth" table from column 6 ...)

DUT Frequency (MHz)	Max Level (dBm)	Result
5310.000000	-6.1	PASS

26 dB Bandwidth

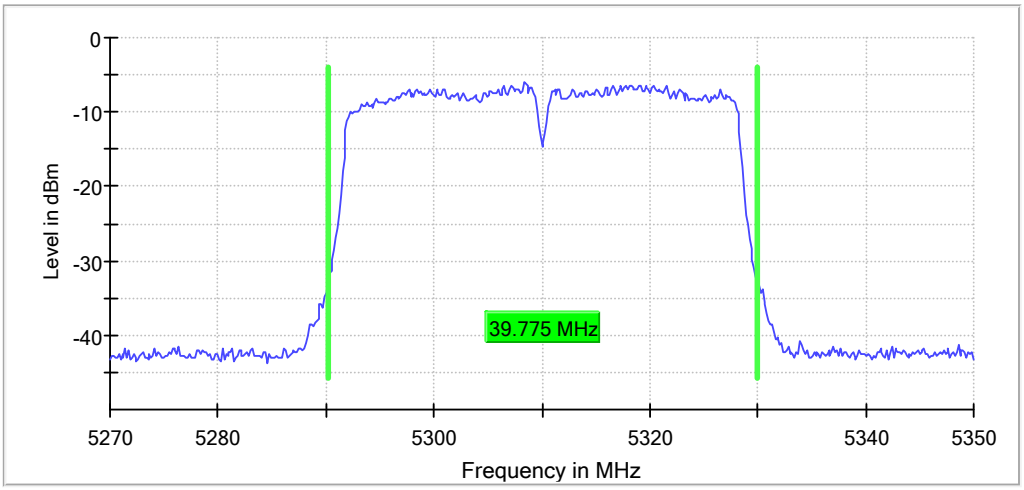

Measurement

Setting	Instrument Value	Target Value
Start Frequency	5.27000 GHz	5.27000 GHz
Stop Frequency	5.35000 GHz	5.35000 GHz
Span	80.000 MHz	80.000 MHz
RBW	300.000 kHz	~ 400.000 kHz
VBW	1.000 MHz	>= 900.000 kHz
SweepPoints	533	~ 533
Sweeptime	1.000 ms	AUTO
Reference Level	0.000 dBm	0.000 dBm
Attenuation	20.000 dB	AUTO
Detector	MaxPeak	MaxPeak
SweepCount	200	200
Filter	3 dB	3 dB
Trace Mode	Max Hold	Max Hold
Sweeptype	Sweep	AUTO
Preamp	off	off
Stablemode	Trace	Trace
Stablevalue	0.30 dB	0.30 dB
Run	91 / max. 150	max. 150
Stable	5 / 5	5
Max Stable Difference	0.14 dB	0.30 dB

Emission Bandwidth 26 dB (5510 MHz; 40 MHz)

Test according to FCC title 47 part 15 §15.407(a),(e), KDB 789033 D02 General U-NII Test Procedures New Rules v02r01 D and ANSI C63.10-2013

26 dB Bandwidth

DUT Frequency (MHz)	Bandwidth (MHz)	Limit Min (MHz)	Limit Max (MHz)	Band Edge Left (MHz)	Band Edge Right (MHz)
5510.000000	51.632270	---	---	5480.281426	5531.913696

(continuation of the "26 dB Bandwidth" table from column 6 ...)

DUT Frequency (MHz)	Max Level (dBm)	Result
5510.000000	7.0	PASS

26 dB Bandwidth

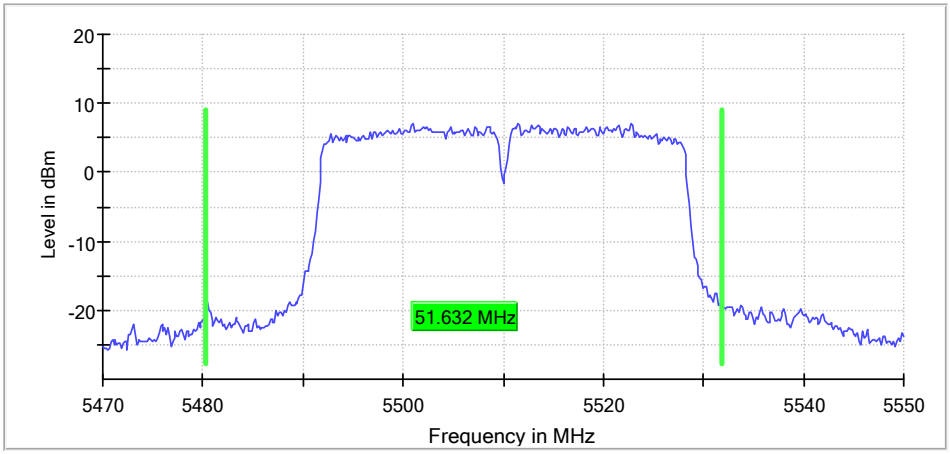

Measurement

Setting	Instrument Value	Target Value
Start Frequency	5.47000 GHz	5.47000 GHz
Stop Frequency	5.55000 GHz	5.55000 GHz
Span	80.000 MHz	80.000 MHz
RBW	300.000 kHz	~ 400.000 kHz
VBW	1.000 MHz	>= 900.000 kHz
SweepPoints	533	~ 533
Sweeptime	1.000 ms	AUTO
Reference Level	0.000 dBm	0.000 dBm
Attenuation	20.000 dB	AUTO
Detector	MaxPeak	MaxPeak
SweepCount	200	200
Filter	3 dB	3 dB
Trace Mode	Max Hold	Max Hold
Sweeptype	Sweep	AUTO
Preamp	off	off
Stablemode	Trace	Trace
Stablevalue	0.30 dB	0.30 dB
Run	97 / max. 150	max. 150
Stable	5 / 5	5
Max Stable Difference	0.00 dB	0.30 dB

Emission Bandwidth 26 dB (5550 MHz; 40 MHz)

Test according to FCC title 47 part 15 §15.407(a),(e), KDB 789033 D02 General U-NII Test Procedures New Rules v02r01 D and ANSI C63.10-2013

26 dB Bandwidth

DUT Frequency (MHz)	Bandwidth (MHz)	Limit Min (MHz)	Limit Max (MHz)	Band Edge Left (MHz)	Band Edge Right (MHz)
5550.000000	58.986867	---	---	5520.281426	5579.268293

(continuation of the "26 dB Bandwidth" table from column 6 ...)

DUT Frequency (MHz)	Max Level (dBm)	Result
5550.000000	8.3	PASS

26 dB Bandwidth

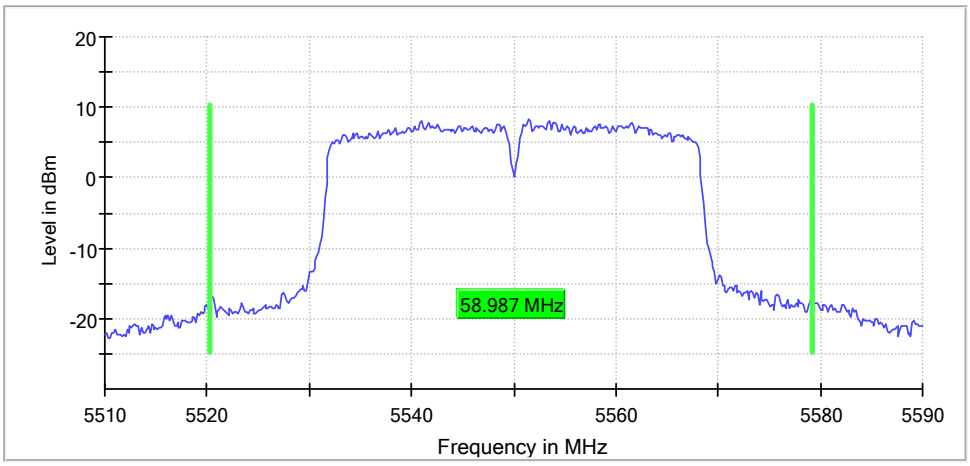

Measurement

Setting	Instrument Value	Target Value
Start Frequency	5.51000 GHz	5.51000 GHz
Stop Frequency	5.59000 GHz	5.59000 GHz
Span	80.000 MHz	80.000 MHz
RBW	300.000 kHz	~ 400.000 kHz
VBW	1.000 MHz	>= 900.000 kHz
SweepPoints	533	~ 533
Sweeptime	1.000 ms	AUTO
Reference Level	10.000 dBm	10.000 dBm
Attenuation	30.000 dB	AUTO
Detector	MaxPeak	MaxPeak
SweepCount	200	200
Filter	3 dB	3 dB
Trace Mode	Max Hold	Max Hold
Sweeptype	Sweep	AUTO
Preamp	off	off
Stablemode	Trace	Trace
Stablevalue	0.30 dB	0.30 dB
Run	98 / max. 150	max. 150
Stable	5 / 5	5
Max Stable Difference	0.04 dB	0.30 dB

Emission Bandwidth 26 dB (5670 MHz; 40 MHz)

Test according to FCC title 47 part 15 §15.407(a),(e), KDB 789033 D02 General U-NII Test Procedures New Rules v02r01 D and ANSI C63.10-2013

26 dB Bandwidth

DUT Frequency (MHz)	Bandwidth (MHz)	Limit Min (MHz)	Limit Max (MHz)	Band Edge Left (MHz)	Band Edge Right (MHz)
5670.000000	40.975610	---	---	5649.437148	5690.412758

(continuation of the "26 dB Bandwidth" table from column 6 ...)

DUT Frequency (MHz)	Max Level (dBm)	Result
5670.000000	6.8	PASS

26 dB Bandwidth

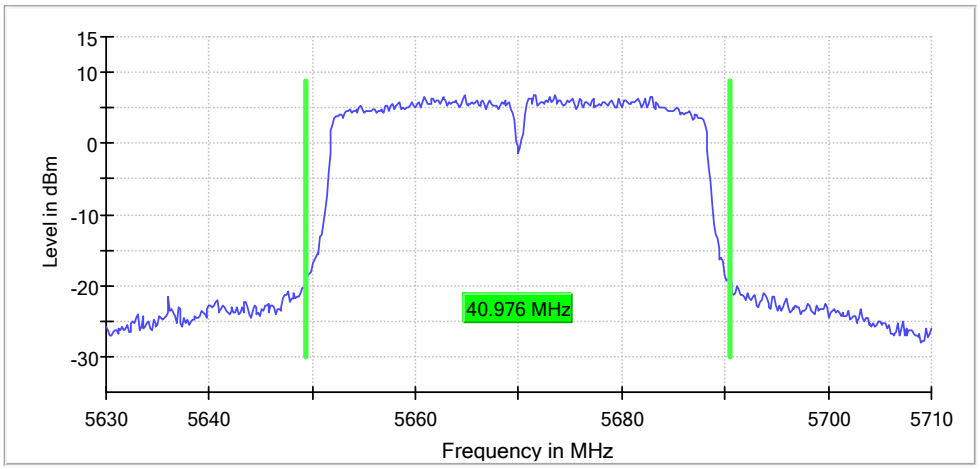

Measurement

Setting	Instrument Value	Target Value
Start Frequency	5.63000 GHz	5.63000 GHz
Stop Frequency	5.71000 GHz	5.71000 GHz
Span	80.000 MHz	80.000 MHz
RBW	300.000 kHz	~ 400.000 kHz
VBW	1.000 MHz	>= 900.000 kHz
SweepPoints	533	~ 533
Sweeptime	1.000 ms	AUTO
Reference Level	10.000 dBm	10.000 dBm
Attenuation	30.000 dB	AUTO
Detector	MaxPeak	MaxPeak
SweepCount	200	200
Filter	3 dB	3 dB
Trace Mode	Max Hold	Max Hold
Sweeptype	Sweep	AUTO
Preamp	off	off
Stablemode	Trace	Trace
Stablevalue	0.30 dB	0.30 dB
Run	83 / max. 150	max. 150
Stable	5 / 5	5
Max Stable Difference	0.02 dB	0.30 dB

Emission Bandwidth 26 dB (5710 MHz; 40 MHz)

Test according to FCC title 47 part 15 §15.407(a),(e), KDB 789033 D02 General U-NII Test Procedures New Rules v02r01 D and ANSI C63.10-2013

26 dB Bandwidth

DUT Frequency (MHz)	Bandwidth (MHz)	Bandwidth U-NII 2C (MHz)	Bandwidth U-NII 3 (MHz)	Limit Min (MHz)	Limit Max (MHz)
5710.000000	68.292682	50.722326	17.570356	---	---

(continuation of the "26 dB Bandwidth" table from column 6 ...)

DUT Frequency (MHz)	Band Edge Left (MHz)	Band Edge Right (MHz)	Max Level (dBm)	Result
5710.000000	5674.277674	5742.570356	7.6	PASS

26 dB Bandwidth

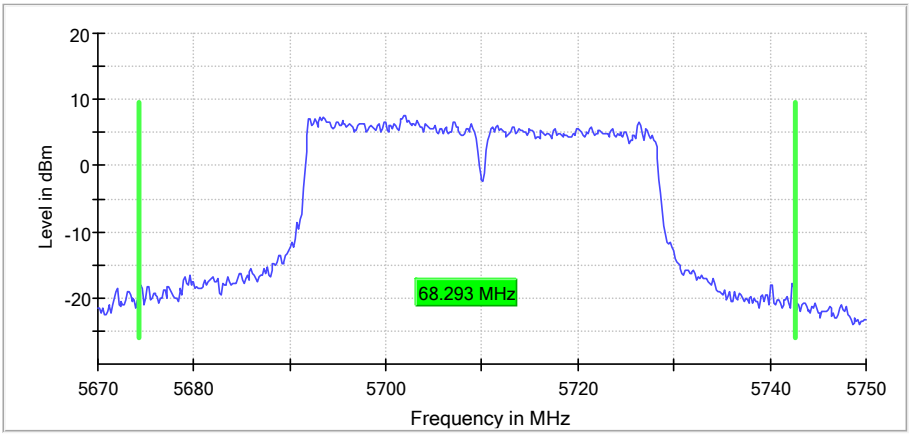

Measurement

Setting	Instrument Value	Target Value
Start Frequency	5.67000 GHz	5.67000 GHz
Stop Frequency	5.75000 GHz	5.75000 GHz
Span	80.000 MHz	80.000 MHz
RBW	300.000 kHz	~ 400.000 kHz
VBW	1.000 MHz	>= 900.000 kHz
SweepPoints	533	~ 533
Sweeptime	1.000 ms	AUTO
Reference Level	10.000 dBm	10.000 dBm
Attenuation	30.000 dB	AUTO
Detector	MaxPeak	MaxPeak
SweepCount	200	200
Filter	3 dB	3 dB
Trace Mode	Max Hold	Max Hold
Sweeptype	Sweep	AUTO
Preamp	off	off
Stablemode	Trace	Trace
Stablevalue	0.30 dB	0.30 dB
Run	54 / max. 150	max. 150
Stable	5 / 5	5
Max Stable Difference	0.23 dB	0.30 dB

802.11AX40:
Emission Bandwidth 26 dB (5190 MHz; 40 MHz)

Test according to FCC title 47 part 15 §15.407(a),(e), KDB 789033 D02 General U-NII Test Procedures New Rules v02r01 D and ANSI C63.10-2013

26 dB Bandwidth

DUT Frequency (MHz)	Bandwidth (MHz)	Limit Min (MHz)	Limit Max (MHz)	Band Edge Left (MHz)	Band Edge Right (MHz)
5190.000000	43.377110	---	---	5168.986867	5212.363977

(continuation of the "26 dB Bandwidth" table from column 6 ...)

DUT Frequency (MHz)	Max Level (dBm)	Result
5190.000000	-4.9	PASS

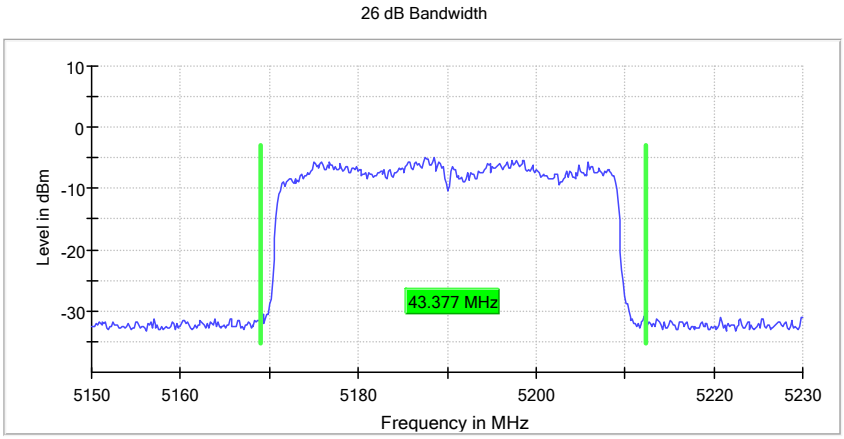

Measurement

Setting	Instrument Value	Target Value
Start Frequency	5.15000 GHz	5.15000 GHz
Stop Frequency	5.23000 GHz	5.23000 GHz
Span	80.000 MHz	80.000 MHz
RBW	300.000 kHz	~ 400.000 kHz
VBW	1.000 MHz	>= 900.000 kHz
SweepPoints	533	~ 533
Sweeptime	1.000 ms	AUTO
Reference Level	10.000 dBm	10.000 dBm
Attenuation	30.000 dB	AUTO
Detector	MaxPeak	MaxPeak
SweepCount	200	200
Filter	3 dB	3 dB
Trace Mode	Max Hold	Max Hold
Sweeptype	Sweep	AUTO
Preamp	off	off
Stablemode	Trace	Trace
Stablevalue	0.30 dB	0.30 dB
Run	99 / max. 150	max. 150
Stable	5 / 5	5
Max Stable Difference	0.26 dB	0.30 dB

Emission Bandwidth 26 dB (5230 MHz; 40 MHz)

Test according to FCC title 47 part 15 §15.407(a),(e), KDB 789033 D02 General U-NII Test Procedures New Rules v02r01 D and ANSI C63.10-2013

26 dB Bandwidth

DUT Frequency (MHz)	Bandwidth (MHz)	Limit Min (MHz)	Limit Max (MHz)	Band Edge Left (MHz)	Band Edge Right (MHz)
5230.000000	40.525328	---	---	5209.887430	5250.412758

(continuation of the "26 dB Bandwidth" table from column 6 ...)

DUT Frequency (MHz)	Max Level (dBm)	Result
5230.000000	-3.9	PASS

26 dB Bandwidth

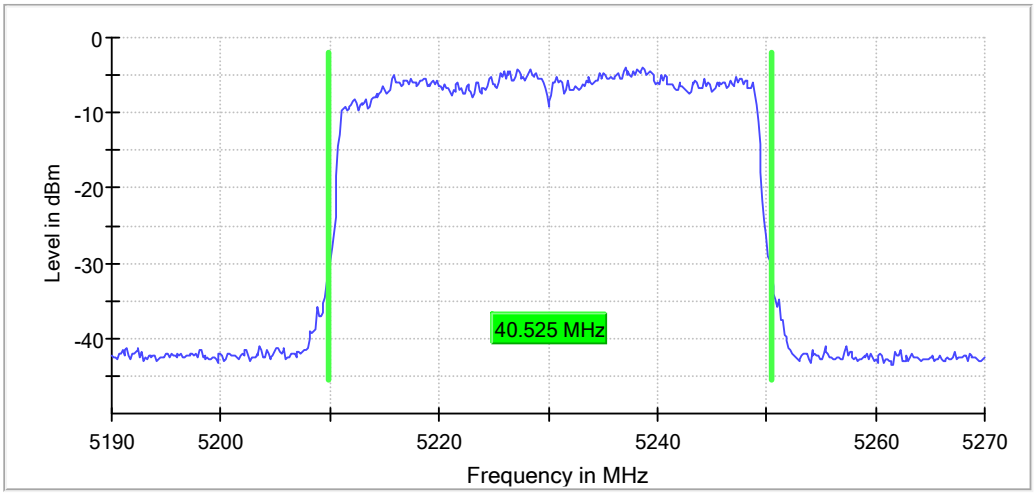

Measurement

Setting	Instrument Value	Target Value
Start Frequency	5.19000 GHz	5.19000 GHz
Stop Frequency	5.27000 GHz	5.27000 GHz
Span	80.000 MHz	80.000 MHz
RBW	300.000 kHz	~ 400.000 kHz
VBW	1.000 MHz	>= 900.000 kHz
SweepPoints	533	~ 533
Sweeptime	1.000 ms	AUTO
Reference Level	0.000 dBm	0.000 dBm
Attenuation	20.000 dB	AUTO
Detector	MaxPeak	MaxPeak
SweepCount	200	200
Filter	3 dB	3 dB
Trace Mode	Max Hold	Max Hold
Sweeptype	Sweep	AUTO
Preamp	off	off
Stablemode	Trace	Trace
Stablevalue	0.30 dB	0.30 dB
Run	123 / max. 150	max. 150
Stable	5 / 5	5
Max Stable Difference	0.00 dB	0.30 dB

Emission Bandwidth 26 dB (5270 MHz; 40 MHz)

Test according to FCC title 47 part 15 §15.407(a),(e), KDB 789033 D02 General U-NII Test Procedures New Rules v02r01 D and ANSI C63.10-2013

26 dB Bandwidth

DUT Frequency (MHz)	Bandwidth (MHz)	Limit Min (MHz)	Limit Max (MHz)	Band Edge Left (MHz)	Band Edge Right (MHz)
5270.000000	40.375234	---	---	5249.887430	5290.262664

(continuation of the "26 dB Bandwidth" table from column 6 ...)

DUT Frequency (MHz)	Max Level (dBm)	Result
5270.000000	-4.1	PASS

26 dB Bandwidth

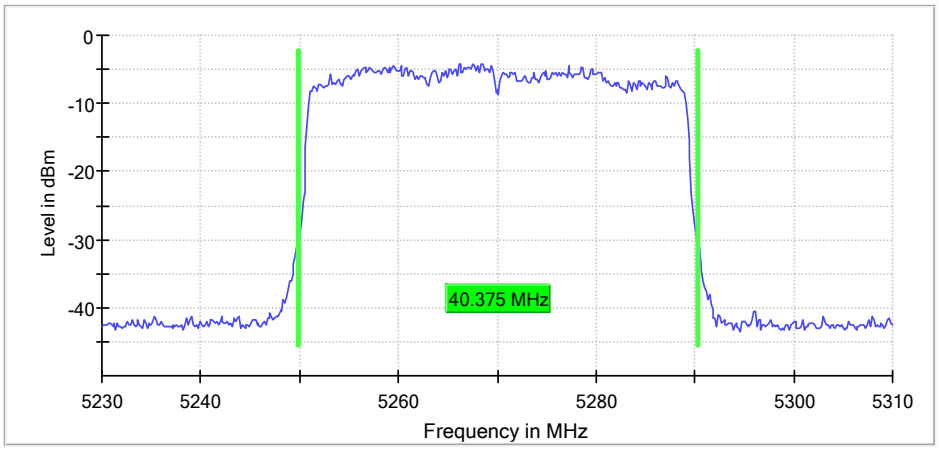

Measurement

Setting	Instrument Value	Target Value
Start Frequency	5.23000 GHz	5.23000 GHz
Stop Frequency	5.31000 GHz	5.31000 GHz
Span	80.000 MHz	80.000 MHz
RBW	300.000 kHz	~ 400.000 kHz
VBW	1.000 MHz	>= 900.000 kHz
SweepPoints	533	~ 533
Sweeptime	1.000 ms	AUTO
Reference Level	0.000 dBm	0.000 dBm
Attenuation	20.000 dB	AUTO
Detector	MaxPeak	MaxPeak
SweepCount	200	200
Filter	3 dB	3 dB
Trace Mode	Max Hold	Max Hold
Sweeptype	Sweep	AUTO
Preamp	off	off
Stablemode	Trace	Trace
Stablevalue	0.30 dB	0.30 dB
Run	132 / max. 150	max. 150
Stable	5 / 5	5
Max Stable Difference	0.26 dB	0.30 dB

Emission Bandwidth 26 dB (5310 MHz; 40 MHz)

Test according to FCC title 47 part 15 §15.407(a),(e), KDB 789033 D02 General U-NII Test Procedures New Rules v02r01 D and ANSI C63.10-2013

26 dB Bandwidth

DUT Frequency (MHz)	Bandwidth (MHz)	Limit Min (MHz)	Limit Max (MHz)	Band Edge Left (MHz)	Band Edge Right (MHz)
5310.000000	40.375234	---	---	5289.887430	5330.262664

(continuation of the "26 dB Bandwidth" table from column 6 ...)

DUT Frequency (MHz)	Max Level (dBm)	Result
5310.000000	-4.3	PASS

26 dB Bandwidth

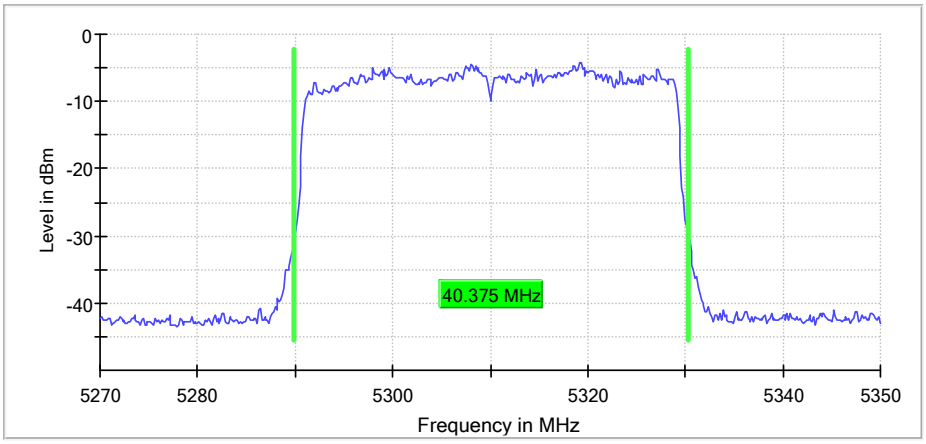

Measurement

Setting	Instrument Value	Target Value
Start Frequency	5.27000 GHz	5.27000 GHz
Stop Frequency	5.35000 GHz	5.35000 GHz
Span	80.000 MHz	80.000 MHz
RBW	300.000 kHz	~ 400.000 kHz
VBW	1.000 MHz	>= 900.000 kHz
SweepPoints	533	~ 533
Sweeptime	1.000 ms	AUTO
Reference Level	0.000 dBm	0.000 dBm
Attenuation	20.000 dB	AUTO
Detector	MaxPeak	MaxPeak
SweepCount	200	200
Filter	3 dB	3 dB
Trace Mode	Max Hold	Max Hold
Sweeptype	Sweep	AUTO
Preamp	off	off
Stablemode	Trace	Trace
Stablevalue	0.30 dB	0.30 dB
Run	105 / max. 150	max. 150
Stable	5 / 5	5
Max Stable Difference	0.06 dB	0.30 dB

Emission Bandwidth 26 dB (5510 MHz; 40 MHz)

Test according to FCC title 47 part 15 §15.407(a),(e), KDB 789033 D02 General U-NII Test Procedures New Rules v02r01 D and ANSI C63.10-2013

26 dB Bandwidth

DUT Frequency (MHz)	Bandwidth (MHz)	Limit Min (MHz)	Limit Max (MHz)	Band Edge Left (MHz)	Band Edge Right (MHz)
5510.000000	40.975610	---	---	5489.587242	5530.562852

(continuation of the "26 dB Bandwidth" table from column 6 ...)

DUT Frequency (MHz)	Max Level (dBm)	Result
5510.000000	8.0	PASS

26 dB Bandwidth

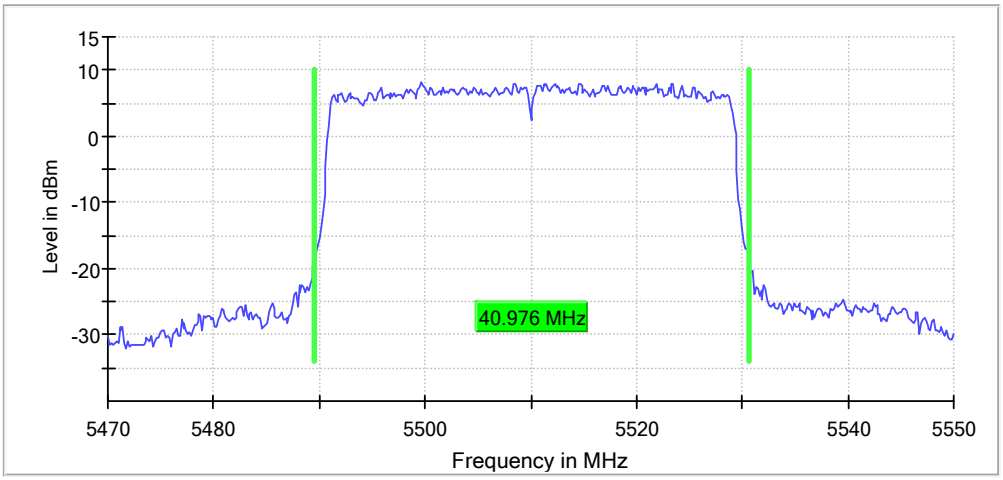

Measurement

Setting	Instrument Value	Target Value
Start Frequency	5.47000 GHz	5.47000 GHz
Stop Frequency	5.55000 GHz	5.55000 GHz
Span	80.000 MHz	80.000 MHz
RBW	300.000 kHz	~ 400.000 kHz
VBW	1.000 MHz	>= 900.000 kHz
SweepPoints	533	~ 533
Sweeptime	1.000 ms	AUTO
Reference Level	0.000 dBm	0.000 dBm
Attenuation	20.000 dB	AUTO
Detector	MaxPeak	MaxPeak
SweepCount	200	200
Filter	3 dB	3 dB
Trace Mode	Max Hold	Max Hold
Sweeptype	Sweep	AUTO
Preamp	off	off
Stablemode	Trace	Trace
Stablevalue	0.30 dB	0.30 dB
Run	139 / max. 150	max. 150
Stable	5 / 5	5
Max Stable Difference	0.00 dB	0.30 dB

Emission Bandwidth 26 dB (5550 MHz; 40 MHz)

Test according to FCC title 47 part 15 §15.407(a),(e), KDB 789033 D02 General U-NII Test Procedures New Rules v02r01 D and ANSI C63.10-2013

26 dB Bandwidth

DUT Frequency (MHz)	Bandwidth (MHz)	Limit Min (MHz)	Limit Max (MHz)	Band Edge Left (MHz)	Band Edge Right (MHz)
5550.000000	40.675422	---	---	5529.737336	5570.412758

(continuation of the "26 dB Bandwidth" table from column 6 ...)

DUT Frequency (MHz)	Max Level (dBm)	Result
5550.000000	8.6	PASS

26 dB Bandwidth

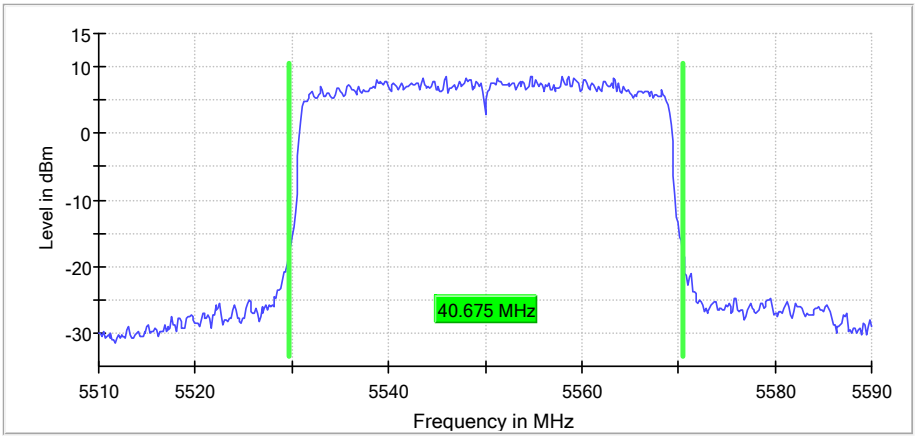

Measurement

Setting	Instrument Value	Target Value
Start Frequency	5.51000 GHz	5.51000 GHz
Stop Frequency	5.59000 GHz	5.59000 GHz
Span	80.000 MHz	80.000 MHz
RBW	300.000 kHz	~ 400.000 kHz
VBW	1.000 MHz	>= 900.000 kHz
SweepPoints	533	~ 533
Sweeptime	1.000 ms	AUTO
Reference Level	10.000 dBm	10.000 dBm
Attenuation	30.000 dB	AUTO
Detector	MaxPeak	MaxPeak
SweepCount	200	200
Filter	3 dB	3 dB
Trace Mode	Max Hold	Max Hold
Sweeptype	Sweep	AUTO
Preamp	off	off
Stablemode	Trace	Trace
Stablevalue	0.30 dB	0.30 dB
Run	134 / max. 150	max. 150
Stable	5 / 5	5
Max Stable Difference	0.00 dB	0.30 dB

Emission Bandwidth 26 dB (5670 MHz; 40 MHz)

Test according to FCC title 47 part 15 §15.407(a),(e), KDB 789033 D02 General U-NII Test Procedures New Rules v02r01 D and ANSI C63.10-2013

26 dB Bandwidth

DUT Frequency (MHz)	Bandwidth (MHz)	Limit Min (MHz)	Limit Max (MHz)	Band Edge Left (MHz)	Band Edge Right (MHz)
5670.000000	40.525328	---	---	5649.737336	5690.262664

(continuation of the "26 dB Bandwidth" table from column 6 ...)

DUT Frequency (MHz)	Max Level (dBm)	Result
5670.000000	9.2	PASS

26 dB Bandwidth

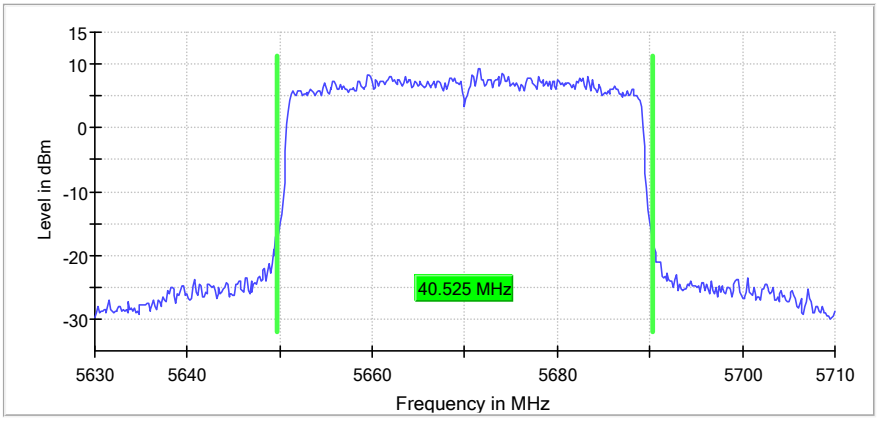

Measurement

Setting	Instrument Value	Target Value
Start Frequency	5.63000 GHz	5.63000 GHz
Stop Frequency	5.71000 GHz	5.71000 GHz
Span	80.000 MHz	80.000 MHz
RBW	300.000 kHz	~ 400.000 kHz
VBW	1.000 MHz	>= 900.000 kHz
SweepPoints	533	~ 533
Sweeptime	1.000 ms	AUTO
Reference Level	10.000 dBm	10.000 dBm
Attenuation	30.000 dB	AUTO
Detector	MaxPeak	MaxPeak
SweepCount	200	200
Filter	3 dB	3 dB
Trace Mode	Max Hold	Max Hold
Sweeptype	Sweep	AUTO
Preamp	off	off
Stablemode	Trace	Trace
Stablevalue	0.30 dB	0.30 dB
Run	103 / max. 150	max. 150
Stable	5 / 5	5
Max Stable Difference	0.18 dB	0.30 dB

Emission Bandwidth 26 dB (5710 MHz; 40 MHz)

Test according to FCC title 47 part 15 §15.407(a),(e), KDB 789033 D02 General U-NII Test Procedures New Rules v02r01 D and ANSI C63.10-2013

26 dB Bandwidth

DUT Frequency (MHz)	Bandwidth (MHz)	Bandwidth U-NII 2C (MHz)	Bandwidth U-NII 3 (MHz)	Limit Min (MHz)	Limit Max (MHz)
5710.000000	40.675422	35.412758	5.262664	---	---

(continuation of the "26 dB Bandwidth" table from column 6 ...)

DUT Frequency (MHz)	Band Edge Left (MHz)	Band Edge Right (MHz)	Max Level (dBm)	Result
5710.000000	5689.587242	5730.262664	7.5	PASS

26 dB Bandwidth

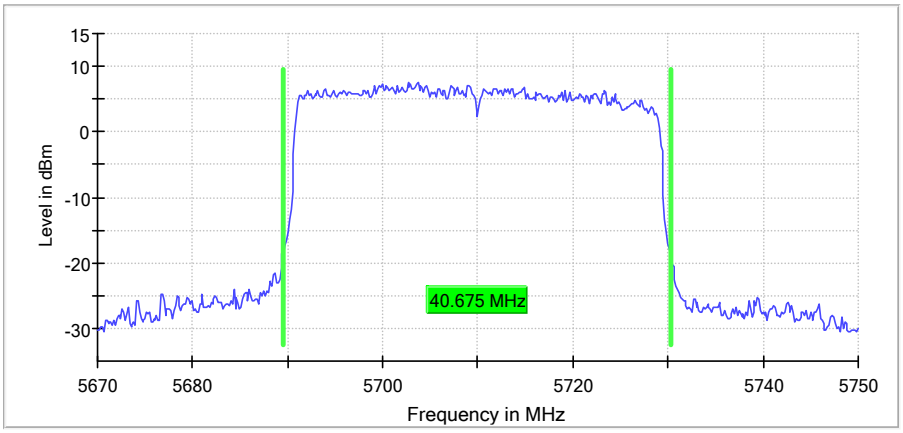

Measurement

Setting	Instrument Value	Target Value
Start Frequency	5.67000 GHz	5.67000 GHz
Stop Frequency	5.75000 GHz	5.75000 GHz
Span	80.000 MHz	80.000 MHz
RBW	300.000 kHz	~ 400.000 kHz
VBW	1.000 MHz	>= 900.000 kHz
SweepPoints	533	~ 533
Sweeptime	1.000 ms	AUTO
Reference Level	10.000 dBm	10.000 dBm
Attenuation	30.000 dB	AUTO
Detector	MaxPeak	MaxPeak
SweepCount	200	200
Filter	3 dB	3 dB
Trace Mode	Max Hold	Max Hold
Sweeptype	Sweep	AUTO
Preamp	off	off
Stablemode	Trace	Trace
Stablevalue	0.30 dB	0.30 dB
Run	113 / max. 150	max. 150
Stable	5 / 5	5
Max Stable Difference	0.01 dB	0.30 dB

802.11AC80:
Emission Bandwidth 26 dB (5210 MHz; 80 MHz)

Test according to FCC title 47 part 15 §15.407(a),(e), KDB 789033 D02 General U-NII Test Procedures New Rules v02r01 D and ANSI C63.10-2013

26 dB Bandwidth

DUT Frequency (MHz)	Bandwidth (MHz)	Limit Min (MHz)	Limit Max (MHz)	Band Edge Left (MHz)	Band Edge Right (MHz)
5210.000000	84.000000	---	---	5168.250000	5252.250000

(continuation of the "26 dB Bandwidth" table from column 6 ...)

DUT Frequency (MHz)	Max Level (dBm)	Result
5210.000000	3.3	PASS

26 dB Bandwidth

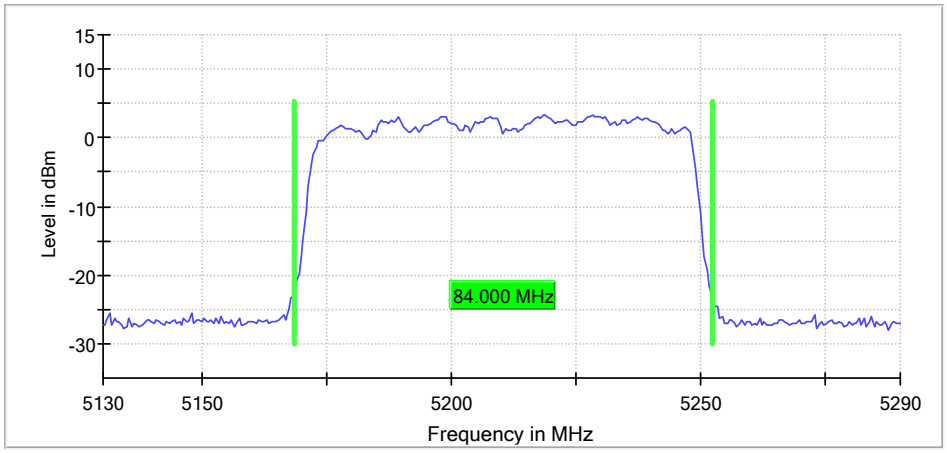

Measurement

Setting	Instrument Value	Target Value
Start Frequency	5.13000 GHz	5.13000 GHz
Stop Frequency	5.29000 GHz	5.29000 GHz
Span	160.000 MHz	160.000 MHz
RBW	1.000 MHz	~ 800.000 kHz
VBW	3.000 MHz	>= 3.000 MHz
SweepPoints	320	~ 320
Sweeptime	1.000 ms	AUTO
Reference Level	10.000 dBm	10.000 dBm
Attenuation	30.000 dB	AUTO
Detector	MaxPeak	MaxPeak
SweepCount	200	200
Filter	3 dB	3 dB
Trace Mode	Max Hold	Max Hold
Sweeptype	Sweep	AUTO
Preamp	off	off
Stablemode	Trace	Trace
Stablevalue	0.30 dB	0.30 dB
Run	76 / max. 150	max. 150
Stable	5 / 5	5
Max Stable Difference	0.00 dB	0.30 dB

Emission Bandwidth 26 dB (5290 MHz; 80 MHz)

Test according to FCC title 47 part 15 §15.407(a),(e), KDB 789033 D02 General U-NII Test Procedures New Rules v02r01 D and ANSI C63.10-2013

26 dB Bandwidth

DUT Frequency (MHz)	Bandwidth (MHz)	Limit Min (MHz)	Limit Max (MHz)	Band Edge Left (MHz)	Band Edge Right (MHz)
5290.000000	84.000000	---	---	5248.250000	5332.250000

(continuation of the "26 dB Bandwidth" table from column 6 ...)

DUT Frequency (MHz)	Max Level (dBm)	Result
5290.000000	-4.0	PASS

26 dB Bandwidth

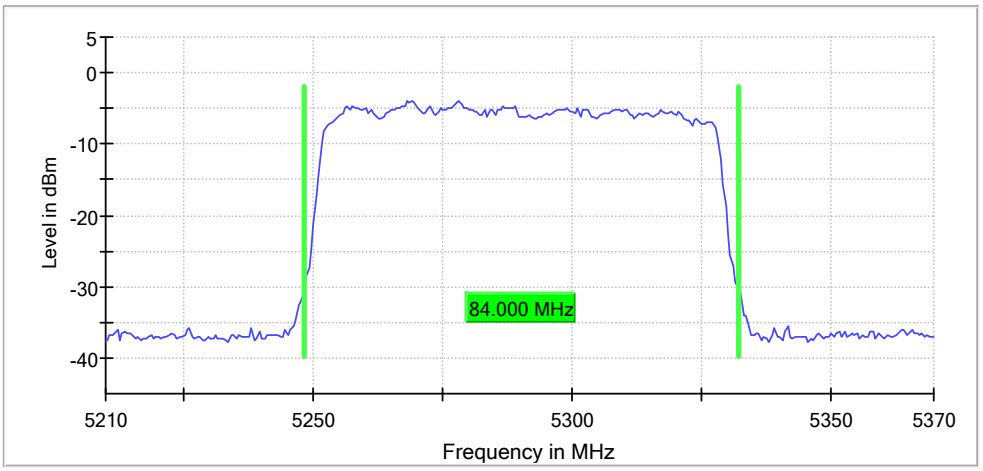

Measurement

Setting	Instrument Value	Target Value
Start Frequency	5.21000 GHz	5.21000 GHz
Stop Frequency	5.37000 GHz	5.37000 GHz
Span	160.000 MHz	160.000 MHz
RBW	1.000 MHz	~ 800.000 kHz
VBW	3.000 MHz	>= 3.000 MHz
SweepPoints	320	~ 320
Sweeptime	1.000 ms	AUTO
Reference Level	0.000 dBm	0.000 dBm
Attenuation	20.000 dB	AUTO
Detector	MaxPeak	MaxPeak
SweepCount	200	200
Filter	3 dB	3 dB
Trace Mode	Max Hold	Max Hold
Sweeptype	Sweep	AUTO
Preamp	off	off
Stablemode	Trace	Trace
Stablevalue	0.30 dB	0.30 dB
Run	67 / max. 150	max. 150
Stable	5 / 5	5
Max Stable Difference	0.22 dB	0.30 dB

Emission Bandwidth 26 dB (5530 MHz; 80 MHz)

Test according to FCC title 47 part 15 §15.407(a),(e), KDB 789033 D02 General U-NII Test Procedures New Rules v02r01 D and ANSI C63.10-2013

26 dB Bandwidth

DUT Frequency (MHz)	Bandwidth (MHz)	Limit Min (MHz)	Limit Max (MHz)	Band Edge Left (MHz)	Band Edge Right (MHz)
5530.000000	84.000000	---	---	5488.250000	5572.250000

(continuation of the "26 dB Bandwidth" table from column 6 ...)

DUT Frequency (MHz)	Max Level (dBm)	Result
5530.000000	9.8	PASS

26 dB Bandwidth

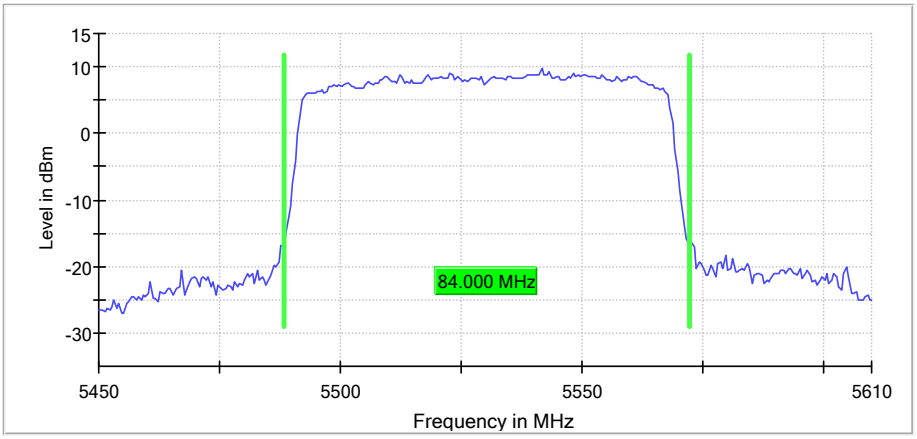

Measurement

Setting	Instrument Value	Target Value
Start Frequency	5.45000 GHz	5.45000 GHz
Stop Frequency	5.61000 GHz	5.61000 GHz
Span	160.000 MHz	160.000 MHz
RBW	1.000 MHz	~ 800.000 kHz
VBW	3.000 MHz	>= 3.000 MHz
SweepPoints	320	~ 320
Sweeptime	1.000 ms	AUTO
Reference Level	0.000 dBm	0.000 dBm
Attenuation	20.000 dB	AUTO
Detector	MaxPeak	MaxPeak
SweepCount	200	200
Filter	3 dB	3 dB
Trace Mode	Max Hold	Max Hold
Sweeptype	Sweep	AUTO
Preamp	off	off
Stablemode	Trace	Trace
Stablevalue	0.30 dB	0.30 dB
Run	48 / max. 150	max. 150
Stable	5 / 5	5
Max Stable Difference	0.21 dB	0.30 dB

Emission Bandwidth 26 dB (5610 MHz; 80 MHz)

Test according to FCC title 47 part 15 §15.407(a),(e), KDB 789033 D02 General U-NII Test Procedures New Rules v02r01 D and ANSI C63.10-2013

26 dB Bandwidth

DUT Frequency (MHz)	Bandwidth (MHz)	Limit Min (MHz)	Limit Max (MHz)	Band Edge Left (MHz)	Band Edge Right (MHz)
5610.000000	85.000000	---	---	5570.000000	5655.000000

(continuation of the "26 dB Bandwidth" table from column 6 ...)

DUT Frequency (MHz)	Max Level (dBm)	Result
5610.000000	14.5	PASS

26 dB Bandwidth

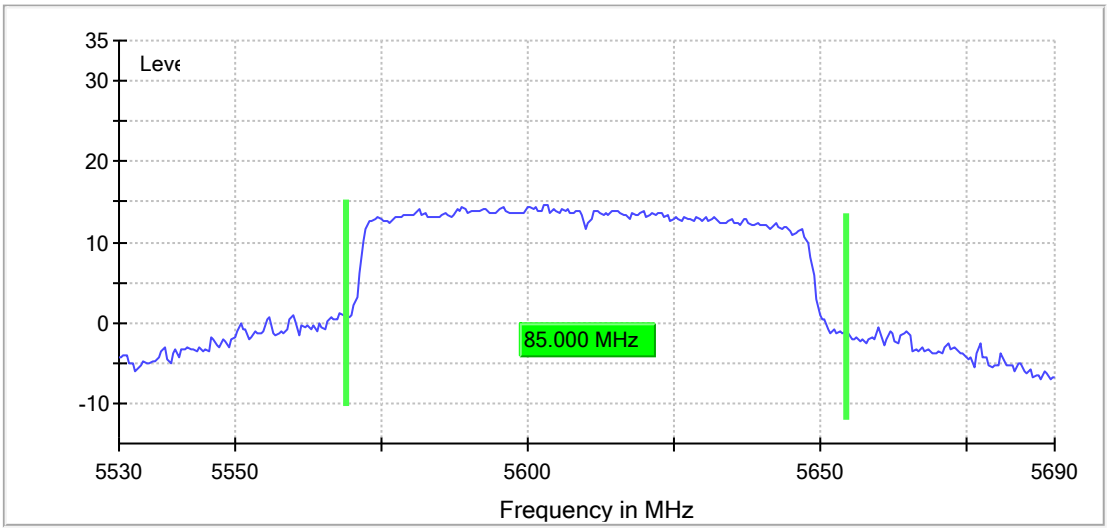

Measurement

Setting	Instrument Value	Target Value
Start Frequency	5.53000 GHz	5.53000 GHz
Stop Frequency	5.69000 GHz	5.69000 GHz
Span	160.000 MHz	160.000 MHz
RBW	1.000 MHz	~ 800.000 kHz
VBW	3.000 MHz	>= 3.000 MHz
SweepPoints	320	~ 320
Sweeptime	1.000 ms	AUTO
Reference Level	10.000 dBm	10.000 dBm
Attenuation	30.000 dB	AUTO
Detector	MaxPeak	MaxPeak
SweepCount	200	200
Filter	3 dB	3 dB
Trace Mode	Max Hold	Max Hold
Sweeptype	Sweep	AUTO
Preamp	off	off
Stablemode	Trace	Trace
Stablevalue	0.30 dB	0.30 dB
Run	50 / max. 150	max. 150
Stable	5 / 5	5
Max Stable Difference	0.27 dB	0.30 dB

802.11AX80:
Emission Bandwidth 26 dB (5210 MHz; 80 MHz)

Test according to FCC title 47 part 15 §15.407(a),(e), KDB 789033 D02 General U-NII Test Procedures New Rules v02r01 D and ANSI C63.10-2013

26 dB Bandwidth

DUT Frequency (MHz)	Bandwidth (MHz)	Limit Min (MHz)	Limit Max (MHz)	Band Edge Left (MHz)	Band Edge Right (MHz)
5210.000000	83.500000	---	---	5168.750000	5252.250000

(continuation of the "26 dB Bandwidth" table from column 6 ...)

DUT Frequency (MHz)	Max Level (dBm)	Result
5210.000000	9.5	PASS

26 dB Bandwidth

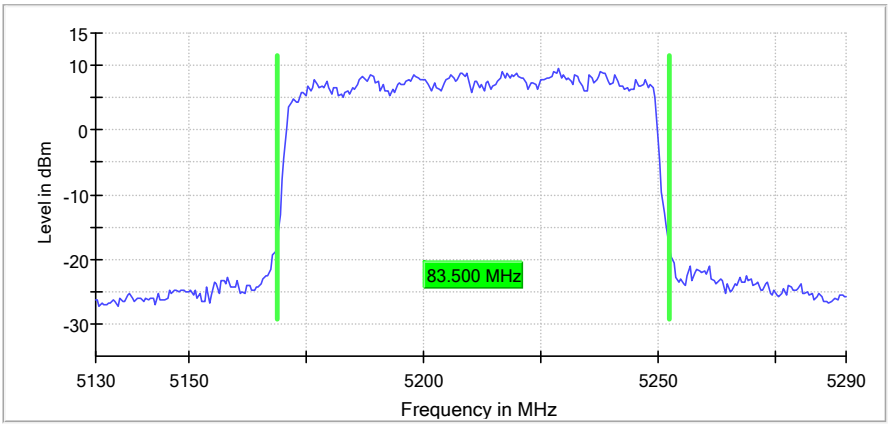

Measurement

Setting	Instrument Value	Target Value
Start Frequency	5.13000 GHz	5.13000 GHz
Stop Frequency	5.29000 GHz	5.29000 GHz
Span	160.000 MHz	160.000 MHz
RBW	1.000 MHz	~ 800.000 kHz
VBW	3.000 MHz	>= 3.000 MHz
SweepPoints	320	~ 320
Sweeptime	1.000 ms	AUTO
Reference Level	10.000 dBm	10.000 dBm
Attenuation	30.000 dB	AUTO
Detector	MaxPeak	MaxPeak
SweepCount	200	200
Filter	3 dB	3 dB
Trace Mode	Max Hold	Max Hold
Sweeptype	Sweep	AUTO
Preamp	off	off
Stablemode	Trace	Trace
Stablevalue	0.30 dB	0.30 dB
Run	94 / max. 150	max. 150
Stable	5 / 5	5
Max Stable Difference	0.10 dB	0.30 dB

Emission Bandwidth 26 dB (5290 MHz; 80 MHz)

Test according to FCC title 47 part 15 §15.407(a),(e), KDB 789033 D02 General U-NII Test Procedures New Rules v02r01 D and ANSI C63.10-2013

26 dB Bandwidth

DUT Frequency (MHz)	Bandwidth (MHz)	Limit Min (MHz)	Limit Max (MHz)	Band Edge Left (MHz)	Band Edge Right (MHz)
5290.000000	83.500000	---	---	5248.250000	5331.750000

(continuation of the "26 dB Bandwidth" table from column 6 ...)

DUT Frequency (MHz)	Max Level (dBm)	Result
5290.000000	-0.7	PASS

26 dB Bandwidth

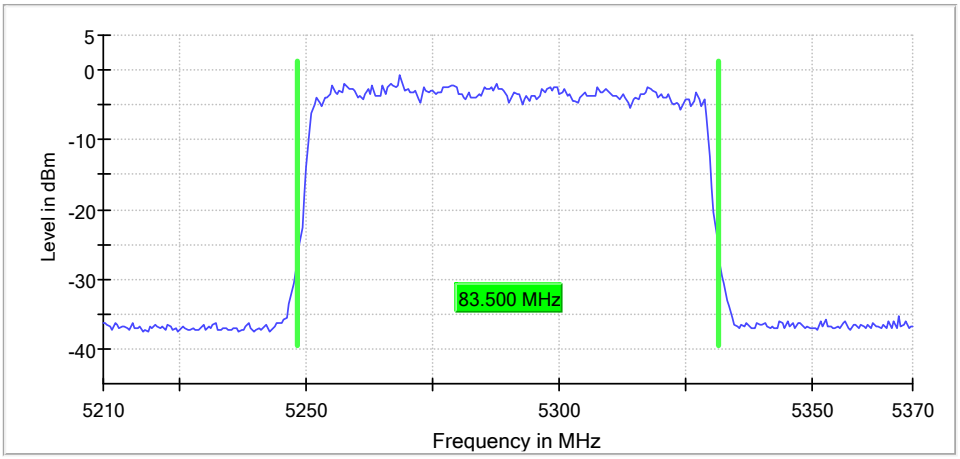

Measurement

Setting	Instrument Value	Target Value
Start Frequency	5.21000 GHz	5.21000 GHz
Stop Frequency	5.37000 GHz	5.37000 GHz
Span	160.000 MHz	160.000 MHz
RBW	1.000 MHz	~ 800.000 kHz
VBW	3.000 MHz	>= 3.000 MHz
SweepPoints	320	~ 320
Sweeptime	1.000 ms	AUTO
Reference Level	0.000 dBm	0.000 dBm
Attenuation	20.000 dB	AUTO
Detector	MaxPeak	MaxPeak
SweepCount	200	200
Filter	3 dB	3 dB
Trace Mode	Max Hold	Max Hold
Sweeptype	Sweep	AUTO
Preamp	off	off
Stablemode	Trace	Trace
Stablevalue	0.30 dB	0.30 dB
Run	107 / max. 150	max. 150
Stable	5 / 5	5
Max Stable Difference	0.00 dB	0.30 dB

Emission Bandwidth 26 dB (5530 MHz; 80 MHz)

Test according to FCC title 47 part 15 §15.407(a),(e), KDB 789033 D02 General U-NII Test Procedures New Rules v02r01 D and ANSI C63.10-2013

26 dB Bandwidth

DUT Frequency (MHz)	Bandwidth (MHz)	Limit Min (MHz)	Limit Max (MHz)	Band Edge Left (MHz)	Band Edge Right (MHz)
5530.000000	84.000000	---	---	5488.250000	5572.250000

(continuation of the "26 dB Bandwidth" table from column 6 ...)

DUT Frequency (MHz)	Max Level (dBm)	Result
5530.000000	0.0	PASS

26 dB Bandwidth

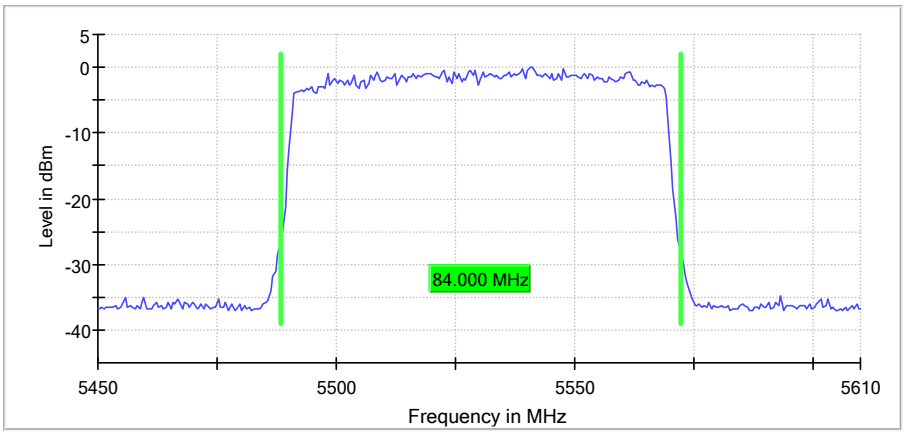

Measurement

Setting	Instrument Value	Target Value
Start Frequency	5.45000 GHz	5.45000 GHz
Stop Frequency	5.61000 GHz	5.61000 GHz
Span	160.000 MHz	160.000 MHz
RBW	1.000 MHz	~ 800.000 kHz
VBW	3.000 MHz	>= 3.000 MHz
SweepPoints	320	~ 320
Sweeptime	1.000 ms	AUTO
Reference Level	0.000 dBm	0.000 dBm
Attenuation	20.000 dB	AUTO
Detector	MaxPeak	MaxPeak
SweepCount	200	200
Filter	3 dB	3 dB
Trace Mode	Max Hold	Max Hold
Sweeptype	Sweep	AUTO
Preamp	off	off
Stablemode	Trace	Trace
Stablevalue	0.30 dB	0.30 dB
Run	112 / max. 150	max. 150
Stable	5 / 5	5
Max Stable Difference	0.00 dB	0.30 dB

Emission Bandwidth 26 dB (5610 MHz; 80 MHz)

Test according to FCC title 47 part 15 §15.407(a),(e), KDB 789033 D02 General U-NII Test Procedures New Rules v02r01 D and ANSI C63.10-2013

26 dB Bandwidth

DUT Frequency (MHz)	Bandwidth (MHz)	Limit Min (MHz)	Limit Max (MHz)	Band Edge Left (MHz)	Band Edge Right (MHz)
5610.000000	84.000000	---	---	5567.750000	5651.750000

(continuation of the "26 dB Bandwidth" table from column 6 ...)

DUT Frequency (MHz)	Max Level (dBm)	Result
5610.000000	12.2	PASS

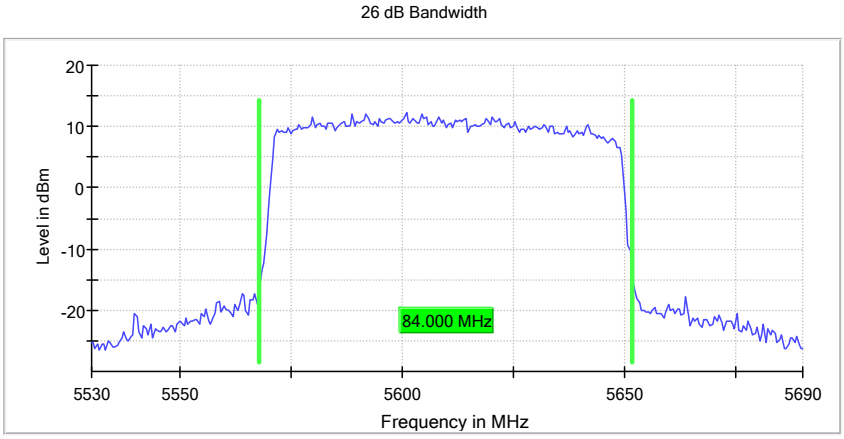

Measurement

Setting	Instrument Value	Target Value
Start Frequency	5.53000 GHz	5.53000 GHz
Stop Frequency	5.69000 GHz	5.69000 GHz
Span	160.000 MHz	160.000 MHz
RBW	1.000 MHz	~ 800.000 kHz
VBW	3.000 MHz	>= 3.000 MHz
SweepPoints	320	~ 320
Sweeptime	1.000 ms	AUTO
Reference Level	0.000 dBm	0.000 dBm
Attenuation	20.000 dB	AUTO
Detector	MaxPeak	MaxPeak
SweepCount	200	200
Filter	3 dB	3 dB
Trace Mode	Max Hold	Max Hold
Sweeptype	Sweep	AUTO
Preamp	off	off
Stablemode	Trace	Trace
Stablevalue	0.30 dB	0.30 dB
Run	82 / max. 150	max. 150
Stable	5 / 5	5
Max Stable Difference	0.23 dB	0.30 dB

Emission Bandwidth 26 dB (5690 MHz; 80 MHz)

Test according to FCC title 47 part 15 §15.407(a),(e), KDB 789033 D02 General U-NII Test Procedures New Rules v02r01 D and ANSI C63.10-2013

26 dB Bandwidth

DUT Frequency (MHz)	Bandwidth (MHz)	Bandwidth U-NII 2C (MHz)	Bandwidth U-NII 3 (MHz)	Limit Min (MHz)	Limit Max (MHz)
5690.000000	83.500000	76.750000	6.750000	---	---

(continuation of the "26 dB Bandwidth" table from column 6 ...)

DUT Frequency (MHz)	Band Edge Left (MHz)	Band Edge Right (MHz)	Max Level (dBm)	Result
5690.000000	5648.250000	5731.750000	13.1	PASS

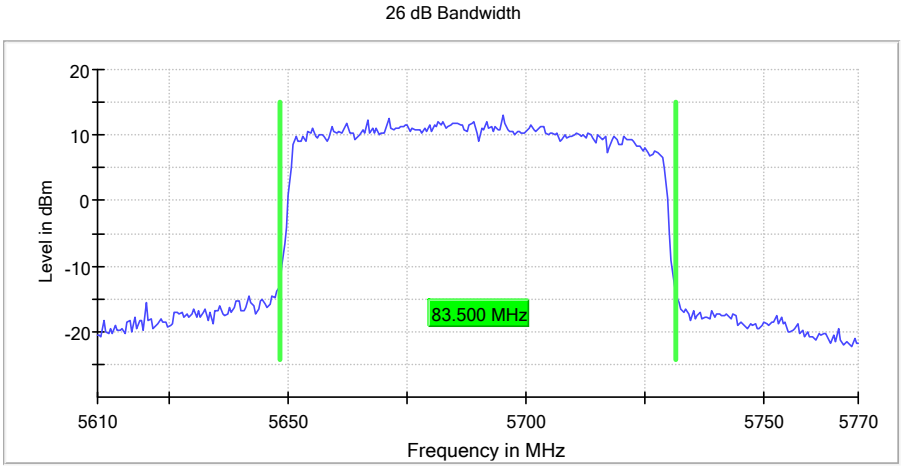

Measurement

Setting	Instrument Value	Target Value
Start Frequency	5.61000 GHz	5.61000 GHz
Stop Frequency	5.77000 GHz	5.77000 GHz
Span	160.000 MHz	160.000 MHz
RBW	1.000 MHz	~ 800.000 kHz
VBW	3.000 MHz	>= 3.000 MHz
SweepPoints	320	~ 320
Sweeptime	1.000 ms	AUTO
Reference Level	10.000 dBm	10.000 dBm
Attenuation	30.000 dB	AUTO
Detector	MaxPeak	MaxPeak
SweepCount	200	200
Filter	3 dB	3 dB
Trace Mode	Max Hold	Max Hold
Sweeptype	Sweep	AUTO
Preamp	off	off
Stablemode	Trace	Trace
Stablevalue	0.30 dB	0.30 dB
Run	92 / max. 150	max. 150
Stable	5 / 5	5
Max Stable Difference	0.20 dB	0.30 dB

1.2 Min emission bandwidth 802.11A20:

Minimum Emission Bandwidth 6 dB (5745 MHz; 20 MHz)

Test according to FCC title 47 part 15 §15.407(a),(e), KDB 789033 D02 General U-NII Test Procedures New Rules v02r01 D and ANSI C63.10-2013

6 dB Bandwidth

DUT Frequency (MHz)	Bandwidth (MHz)	Limit Min (MHz)	Limit Max (MHz)	Band Edge Left (MHz)	Band Edge Right (MHz)
5745.000000	16.550000	0.500000	---	5736.725000	5753.275000

(continuation of the "6 dB Bandwidth" table from column 6 ...)

DUT Frequency (MHz)	Max Level (dBm)	Result
5745.000000	-1.8	PASS

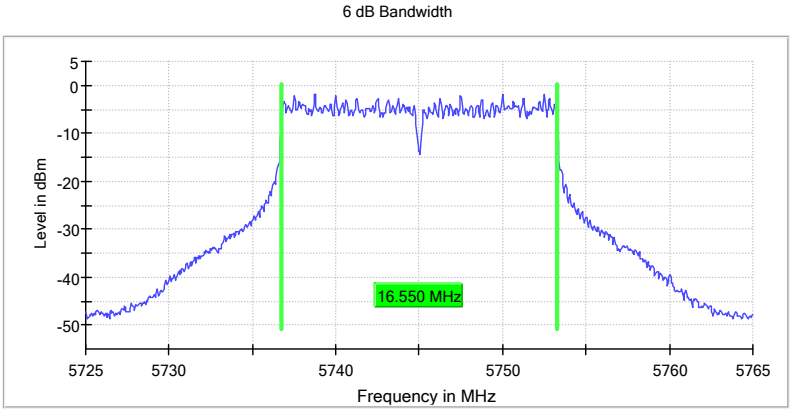

Bandwidth

Measurement

Setting	Instrument Value	Target Value
Start Frequency	5.72500 GHz	5.72500 GHz
Stop Frequency	5.76500 GHz	5.76500 GHz
Span	40.000 MHz	40.000 MHz
RBW	100.000 kHz	~ 100.000 kHz
VBW	300.000 kHz	~ 300.000 kHz
SweepPoints	800	~ 800
Sweeptime	94.922 µs	AUTO
Reference Level	0.000 dBm	0.000 dBm
Attenuation	20.000 dB	AUTO
Detector	MaxPeak	MaxPeak
SweepCount	200	200
Filter	3 dB	3 dB
Trace Mode	Max Hold	Max Hold
Sweeptype	FFT	AUTO
Preamp	off	off
Stablemode	Trace	Trace
Stablevalue	0.30 dB	0.30 dB
Run	41 / max. 150	max. 150
Stable	5 / 5	5
Max Stable Difference	0.10 dB	0.30 dB

Minimum Emission Bandwidth 6 dB (5785 MHz; 20 MHz)

Test according to FCC title 47 part 15 §15.407(a),(e), KDB 789033 D02 General U-NII Test Procedures New Rules v02r01 D and ANSI C63.10-2013

6 dB Bandwidth

DUT Frequency (MHz)	Bandwidth (MHz)	Limit Min (MHz)	Limit Max (MHz)	Band Edge Left (MHz)	Band Edge Right (MHz)
5785.000000	16.550000	0.500000	---	5776.725000	5793.275000

(continuation of the "6 dB Bandwidth" table from column 6 ...)

DUT Frequency (MHz)	Max Level (dBm)	Result
5785.000000	-2.2	PASS

6 dB Bandwidth

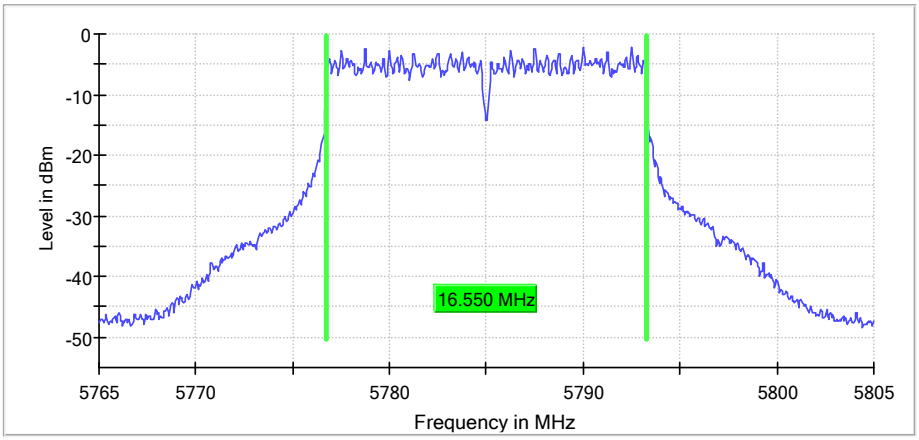

Bandwidth

Measurement

Setting	Instrument Value	Target Value
Start Frequency	5.76500 GHz	5.76500 GHz
Stop Frequency	5.80500 GHz	5.80500 GHz
Span	40.000 MHz	40.000 MHz
RBW	100.000 kHz	~ 100.000 kHz
VBW	300.000 kHz	~ 300.000 kHz
SweepPoints	800	~ 800
Sweeptime	94.922 µs	AUTO
Reference Level	0.000 dBm	0.000 dBm
Attenuation	20.000 dB	AUTO
Detector	MaxPeak	MaxPeak
SweepCount	200	200
Filter	3 dB	3 dB
Trace Mode	Max Hold	Max Hold
Sweeptype	FFT	AUTO
Preamp	off	off
Stablemode	Trace	Trace
Stablevalue	0.30 dB	0.30 dB
Run	81 / max. 150	max. 150
Stable	5 / 5	5
Max Stable Difference	0.02 dB	0.30 dB

Minimum Emission Bandwidth 6 dB (5825 MHz; 20 MHz)

Test according to FCC title 47 part 15 §15.407(a),(e), KDB 789033 D02 General U-NII Test Procedures New Rules v02r01 D and ANSI C63.10-2013

6 dB Bandwidth

DUT Frequency (MHz)	Bandwidth (MHz)	Limit Min (MHz)	Limit Max (MHz)	Band Edge Left (MHz)	Band Edge Right (MHz)
5825.000000	16.550000	0.500000	---	5816.725000	5833.275000

(continuation of the "6 dB Bandwidth" table from column 6 ...)

DUT Frequency (MHz)	Max Level (dBm)	Result
5825.000000	-2.1	PASS

6 dB Bandwidth

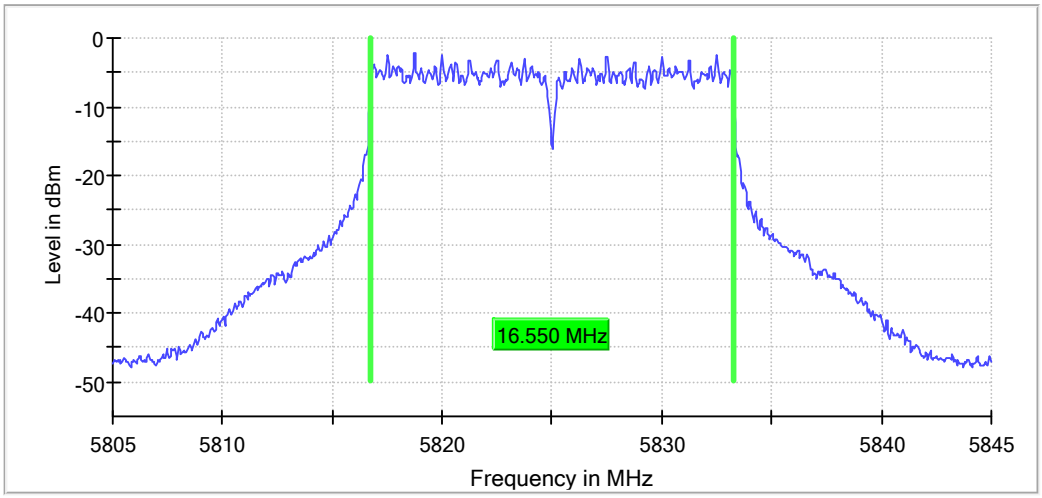

Measurement

Setting	Instrument Value	Target Value
Start Frequency	5.80500 GHz	5.80500 GHz
Stop Frequency	5.84500 GHz	5.84500 GHz
Span	40.000 MHz	40.000 MHz
RBW	100.000 kHz	~ 100.000 kHz
VBW	300.000 kHz	~ 300.000 kHz
SweepPoints	800	~ 800
Sweeptime	94.922 µs	AUTO
Reference Level	0.000 dBm	0.000 dBm
Attenuation	20.000 dB	AUTO
Detector	MaxPeak	MaxPeak
SweepCount	200	200
Filter	3 dB	3 dB
Trace Mode	Max Hold	Max Hold
Sweeptype	FFT	AUTO
Preamp	off	off
Stablemode	Trace	Trace
Stablevalue	0.30 dB	0.30 dB
Run	57 / max. 150	max. 150
Stable	5 / 5	5
Max Stable Difference	0.10 dB	0.30 dB

802.11N20:
Minimum Emission Bandwidth 6 dB (5745 MHz; 20 MHz)

Test according to FCC title 47 part 15 §15.407(a),(e), KDB 789033 D02 General U-NII Test Procedures New Rules v02r01 D and ANSI C63.10-2013

6 dB Bandwidth

DUT Frequency (MHz)	Bandwidth (MHz)	Limit Min (MHz)	Limit Max (MHz)	Band Edge Left (MHz)	Band Edge Right (MHz)
5745.000000	17.700000	0.500000	---	5736.125000	5753.825000

(continuation of the "6 dB Bandwidth" table from column 6 ...)

DUT Frequency (MHz)	Max Level (dBm)	Result
5745.000000	9.9	PASS

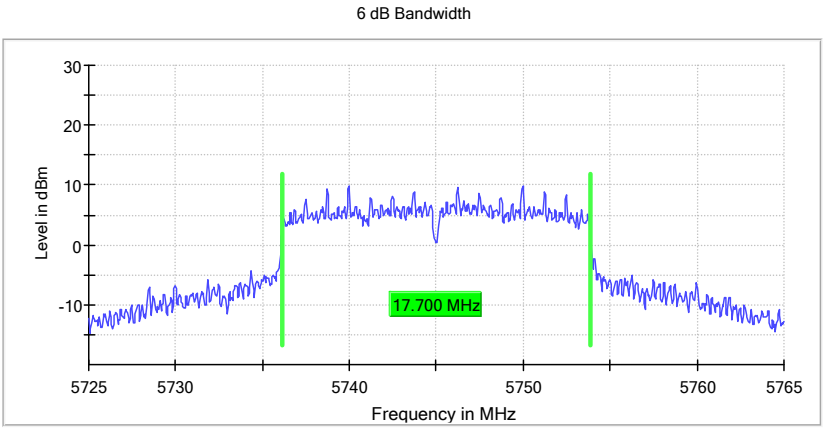

Measurement

Setting	Instrument Value	Target Value
Start Frequency	5.72500 GHz	5.72500 GHz
Stop Frequency	5.76500 GHz	5.76500 GHz
Span	40.000 MHz	40.000 MHz
RBW	100.000 kHz	~ 100.000 kHz
VBW	300.000 kHz	~ 300.000 kHz
SweepPoints	800	~ 800
Sweeptime	94.922 µs	AUTO
Reference Level	10.000 dBm	10.000 dBm
Attenuation	30.000 dB	AUTO
Detector	MaxPeak	MaxPeak
SweepCount	200	200
Filter	3 dB	3 dB
Trace Mode	Max Hold	Max Hold
Sweeptype	FFT	AUTO
Preamp	off	off
Stablemode	Trace	Trace
Stablevalue	0.30 dB	0.30 dB
Run	80 / max. 150	max. 150
Stable	5 / 5	5
Max Stable Difference	0.00 dB	0.30 dB

Minimum Emission Bandwidth 6 dB (5785 MHz; 20 MHz)

Test according to FCC title 47 part 15 §15.407(a),(e), KDB 789033 D02 General U-NII Test Procedures New Rules v02r01 D and ANSI C63.10-2013

6 dB Bandwidth

DUT Frequency (MHz)	Bandwidth (MHz)	Limit Min (MHz)	Limit Max (MHz)	Band Edge Left (MHz)	Band Edge Right (MHz)
5785.000000	17.650000	0.500000	---	5776.175000	5793.825000

(continuation of the "6 dB Bandwidth" table from column 6 ...)

DUT Frequency (MHz)	Max Level (dBm)	Result
5785.000000	10.6	PASS

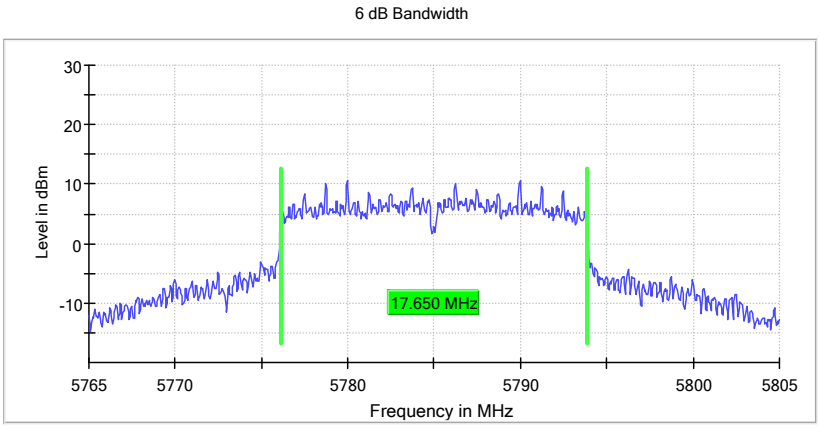

Measurement

Setting	Instrument Value	Target Value
Start Frequency	5.76500 GHz	5.76500 GHz
Stop Frequency	5.80500 GHz	5.80500 GHz
Span	40.000 MHz	40.000 MHz
RBW	100.000 kHz	~ 100.000 kHz
VBW	300.000 kHz	~ 300.000 kHz
SweepPoints	800	~ 800
Sweeptime	94.922 µs	AUTO
Reference Level	10.000 dBm	10.000 dBm
Attenuation	30.000 dB	AUTO
Detector	MaxPeak	MaxPeak
SweepCount	200	200
Filter	3 dB	3 dB
Trace Mode	Max Hold	Max Hold
Sweeptype	FFT	AUTO
Preamp	off	off
Stablemode	Trace	Trace
Stablevalue	0.30 dB	0.30 dB
Run	45 / max. 150	max. 150
Stable	5 / 5	5
Max Stable Difference	0.15 dB	0.30 dB

Minimum Emission Bandwidth 6 dB (5825 MHz; 20 MHz)

Test according to FCC title 47 part 15 §15.407(a),(e), KDB 789033 D02 General U-NII Test Procedures New Rules v02r01 D and ANSI C63.10-2013

6 dB Bandwidth

DUT Frequency (MHz)	Bandwidth (MHz)	Limit Min (MHz)	Limit Max (MHz)	Band Edge Left (MHz)	Band Edge Right (MHz)
5825.000000	17.650000	0.500000	---	5816.125000	5833.775000

(continuation of the "6 dB Bandwidth" table from column 6 ...)

DUT Frequency (MHz)	Max Level (dBm)	Result
5825.000000	9.1	PASS

6 dB Bandwidth

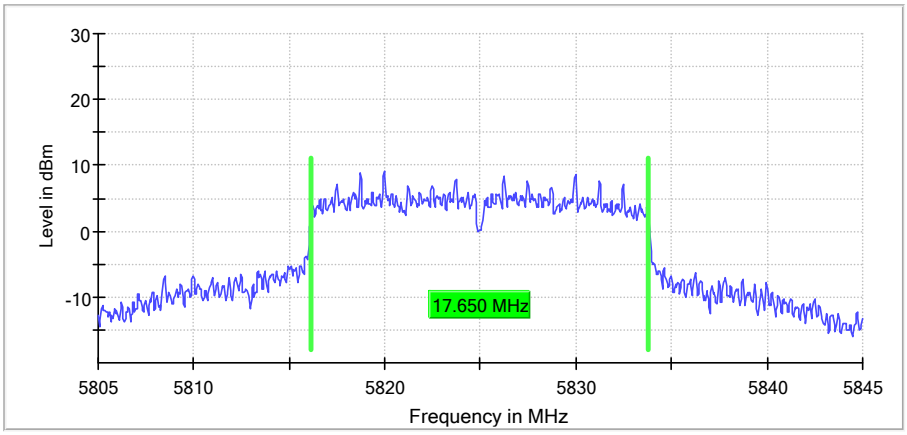

Measurement

Setting	Instrument Value	Target Value
Start Frequency	5.80500 GHz	5.80500 GHz
Stop Frequency	5.84500 GHz	5.84500 GHz
Span	40.000 MHz	40.000 MHz
RBW	100.000 kHz	~ 100.000 kHz
VBW	300.000 kHz	~ 300.000 kHz
SweepPoints	800	~ 800
Sweeptime	94.922 µs	AUTO
Reference Level	10.000 dBm	10.000 dBm
Attenuation	30.000 dB	AUTO
Detector	MaxPeak	MaxPeak
SweepCount	200	200
Filter	3 dB	3 dB
Trace Mode	Max Hold	Max Hold
Sweeptype	FFT	AUTO
Preamp	off	off
Stablemode	Trace	Trace
Stablevalue	0.30 dB	0.30 dB
Run	69 / max. 150	max. 150
Stable	5 / 5	5
Max Stable Difference	0.06 dB	0.30 dB

802.11N40:
Minimum Emission Bandwidth 6 dB (5755 MHz; 40 MHz)

Test according to FCC title 47 part 15 §15.407(a),(e), KDB 789033 D02 General U-NII Test Procedures New Rules v02r01 D and ANSI C63.10-2013

6 dB Bandwidth

DUT Frequency (MHz)	Bandwidth (MHz)	Limit Min (MHz)	Limit Max (MHz)	Band Edge Left (MHz)	Band Edge Right (MHz)
5755.000000	36.450000	0.500000	---	5736.775000	5773.225000

(continuation of the "6 dB Bandwidth" table from column 6 ...)

DUT Frequency (MHz)	Max Level (dBm)	Result
5755.000000	7.6	PASS

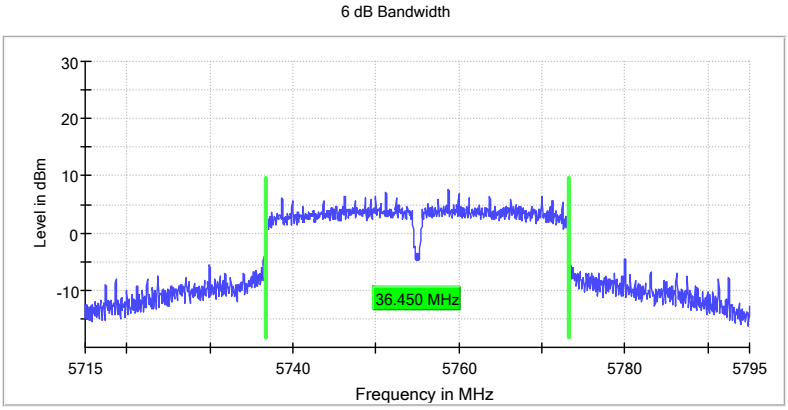

Measurement

Setting	Instrument Value	Target Value
Start Frequency	5.71500 GHz	5.71500 GHz
Stop Frequency	5.79500 GHz	5.79500 GHz
Span	80.000 MHz	80.000 MHz
RBW	100.000 kHz	~ 100.000 kHz
VBW	300.000 kHz	~ 300.000 kHz
SweepPoints	1600	~ 1600
Sweeptime	1.600 ms	AUTO
Reference Level	10.000 dBm	10.000 dBm
Attenuation	30.000 dB	AUTO
Detector	MaxPeak	MaxPeak
SweepCount	200	200
Filter	3 dB	3 dB
Trace Mode	Max Hold	Max Hold
Sweeptype	Sweep	AUTO
Preamp	off	off
Stablemode	Trace	Trace
Stablevalue	0.30 dB	0.30 dB
Run	84 / max. 150	max. 150
Stable	5 / 5	5
Max Stable Difference	0.07 dB	0.30 dB

Minimum Emission Bandwidth 6 dB (5795 MHz; 40 MHz)

Test according to FCC title 47 part 15 §15.407(a),(e), KDB 789033 D02 General U-NII Test Procedures New Rules v02r01 D and ANSI C63.10-2013

6 dB Bandwidth

DUT Frequency (MHz)	Bandwidth (MHz)	Limit Min (MHz)	Limit Max (MHz)	Band Edge Left (MHz)	Band Edge Right (MHz)
5795.000000	36.150000	0.500000	---	5776.775000	5812.925000

(continuation of the "6 dB Bandwidth" table from column 6 ...)

DUT Frequency (MHz)	Max Level (dBm)	Result
5795.000000	7.7	PASS

6 dB Bandwidth

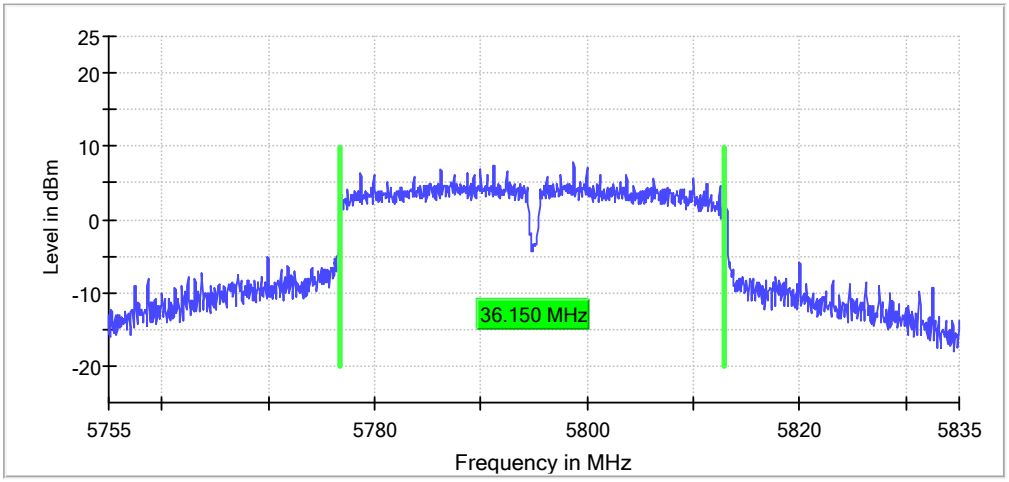

Measurement

Setting	Instrument Value	Target Value
Start Frequency	5.75500 GHz	5.75500 GHz
Stop Frequency	5.83500 GHz	5.83500 GHz
Span	80.000 MHz	80.000 MHz
RBW	100.000 kHz	~ 100.000 kHz
VBW	300.000 kHz	~ 300.000 kHz
SweepPoints	1600	~ 1600
Sweeptime	1.600 ms	AUTO
Reference Level	10.000 dBm	10.000 dBm
Attenuation	30.000 dB	AUTO
Detector	MaxPeak	MaxPeak
SweepCount	200	200
Filter	3 dB	3 dB
Trace Mode	Max Hold	Max Hold
Sweeptype	Sweep	AUTO
Preamp	off	off
Stablemode	Trace	Trace
Stablevalue	0.30 dB	0.30 dB
Run	95 / max. 150	max. 150
Stable	5 / 5	5
Max Stable Difference	0.29 dB	0.30 dB

802.11AC20:
Minimum Emission Bandwidth 6 dB (5745 MHz; 20 MHz)

Test according to FCC title 47 part 15 §15.407(a),(e), KDB 789033 D02 General U-NII Test Procedures New Rules v02r01 D and ANSI C63.10-2013

6 dB Bandwidth

DUT Frequency (MHz)	Bandwidth (MHz)	Limit Min (MHz)	Limit Max (MHz)	Band Edge Left (MHz)	Band Edge Right (MHz)
5745.000000	17.650000	0.500000	---	5736.125000	5753.775000

(continuation of the "6 dB Bandwidth" table from column 6 ...)

DUT Frequency (MHz)	Max Level (dBm)	Result
5745.000000	10.1	PASS

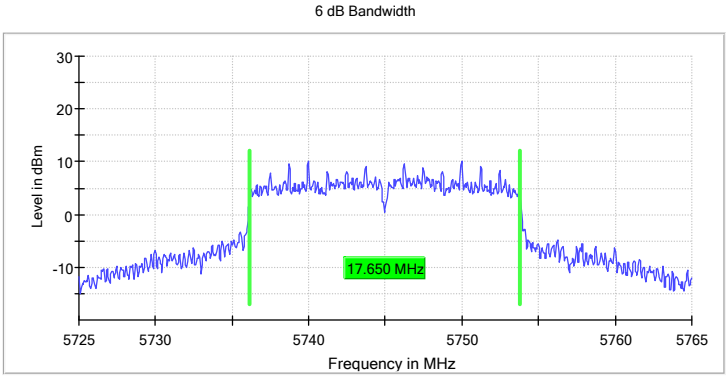

Measurement

Setting	Instrument Value	Target Value
Start Frequency	5.72500 GHz	5.72500 GHz
Stop Frequency	5.76500 GHz	5.76500 GHz
Span	40.000 MHz	40.000 MHz
RBW	100.000 kHz	~ 100.000 kHz
VBW	300.000 kHz	~ 300.000 kHz
SweepPoints	800	~ 800
Sweeptime	94.922 µs	AUTO
Reference Level	10.000 dBm	10.000 dBm
Attenuation	30.000 dB	AUTO
Detector	MaxPeak	MaxPeak
SweepCount	200	200
Filter	3 dB	3 dB
Trace Mode	Max Hold	Max Hold
Sweeptype	FFT	AUTO
Preamp	off	off
Stablemode	Trace	Trace
Stablevalue	0.30 dB	0.30 dB
Run	64 / max. 150	max. 150
Stable	5 / 5	5
Max Stable Difference	0.19 dB	0.30 dB

Minimum Emission Bandwidth 6 dB (5785 MHz; 20 MHz)

Test according to FCC title 47 part 15 §15.407(a),(e), KDB 789033 D02 General U-NII Test Procedures New Rules v02r01 D and ANSI C63.10-2013

6 dB Bandwidth

DUT Frequency (MHz)	Bandwidth (MHz)	Limit Min (MHz)	Limit Max (MHz)	Band Edge Left (MHz)	Band Edge Right (MHz)
5785.000000	17.700000	0.500000	---	5776.125000	5793.825000

(continuation of the "6 dB Bandwidth" table from column 6 ...)

DUT Frequency (MHz)	Max Level (dBm)	Result
5785.000000	10.7	PASS

6 dB Bandwidth

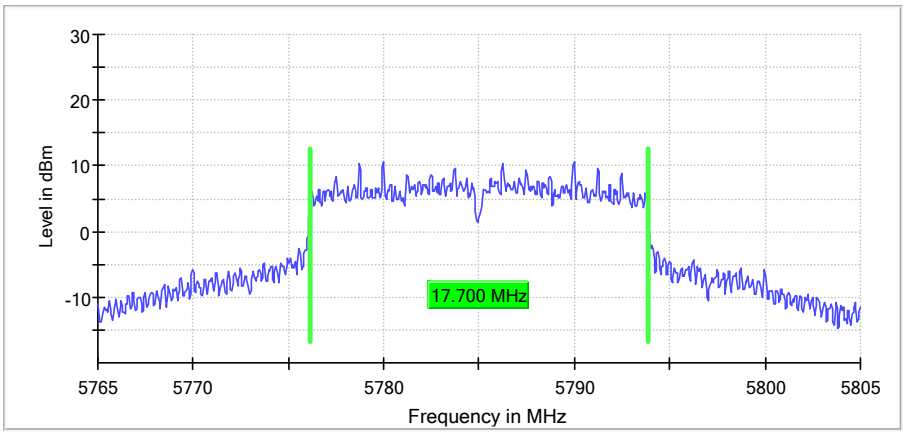

Measurement

Setting	Instrument Value	Target Value
Start Frequency	5.76500 GHz	5.76500 GHz
Stop Frequency	5.80500 GHz	5.80500 GHz
Span	40.000 MHz	40.000 MHz
RBW	100.000 kHz	~ 100.000 kHz
VBW	300.000 kHz	~ 300.000 kHz
SweepPoints	800	~ 800
Sweeptime	94.922 µs	AUTO
Reference Level	10.000 dBm	10.000 dBm
Attenuation	30.000 dB	AUTO
Detector	MaxPeak	MaxPeak
SweepCount	200	200
Filter	3 dB	3 dB
Trace Mode	Max Hold	Max Hold
Sweeptype	FFT	AUTO
Preamp	off	off
Stablemode	Trace	Trace
Stablevalue	0.30 dB	0.30 dB
Run	72 / max. 150	max. 150
Stable	5 / 5	5
Max Stable Difference	0.00 dB	0.30 dB

Minimum Emission Bandwidth 6 dB (5825 MHz; 20 MHz)

Test according to FCC title 47 part 15 §15.407(a),(e), KDB 789033 D02 General U-NII Test Procedures New Rules v02r01 D and ANSI C63.10-2013

6 dB Bandwidth

DUT Frequency (MHz)	Bandwidth (MHz)	Limit Min (MHz)	Limit Max (MHz)	Band Edge Left (MHz)	Band Edge Right (MHz)
5825.000000	17.650000	0.500000	---	5816.125000	5833.775000

(continuation of the "6 dB Bandwidth" table from column 6 ...)

DUT Frequency (MHz)	Max Level (dBm)	Result
5825.000000	9.0	PASS

6 dB Bandwidth

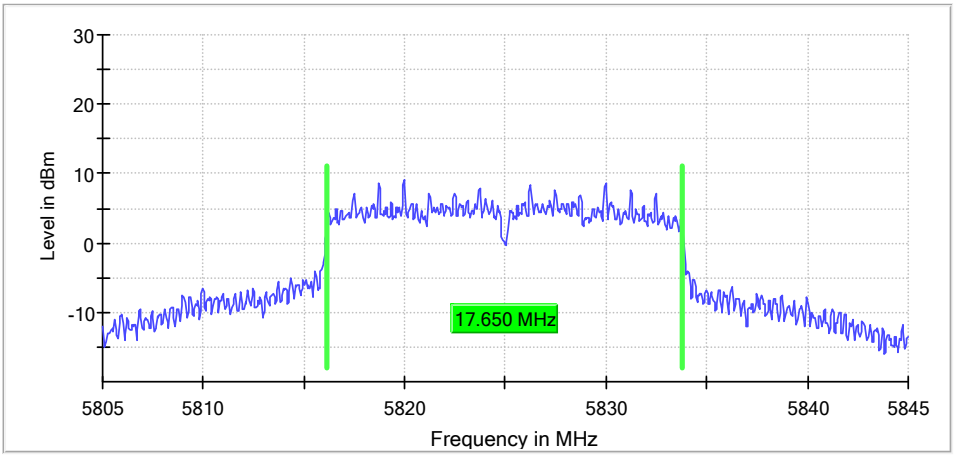

Measurement

Setting	Instrument Value	Target Value
Start Frequency	5.80500 GHz	5.80500 GHz
Stop Frequency	5.84500 GHz	5.84500 GHz
Span	40.000 MHz	40.000 MHz
RBW	100.000 kHz	~ 100.000 kHz
VBW	300.000 kHz	~ 300.000 kHz
SweepPoints	800	~ 800
Sweeptime	94.922 µs	AUTO
Reference Level	10.000 dBm	10.000 dBm
Attenuation	30.000 dB	AUTO
Detector	MaxPeak	MaxPeak
SweepCount	200	200
Filter	3 dB	3 dB
Trace Mode	Max Hold	Max Hold
Sweeptype	FFT	AUTO
Preamp	off	off
Stablemode	Trace	Trace
Stablevalue	0.30 dB	0.30 dB
Run	83 / max. 150	max. 150
Stable	5 / 5	5
Max Stable Difference	0.03 dB	0.30 dB

802.11AC40:
Minimum Emission Bandwidth 6 dB (5755 MHz; 40 MHz)

Test according to FCC title 47 part 15 §15.407(a),(e), KDB 789033 D02 General U-NII Test Procedures New Rules v02r01 D and ANSI C63.10-2013

6 dB Bandwidth

DUT Frequency (MHz)	Bandwidth (MHz)	Limit Min (MHz)	Limit Max (MHz)	Band Edge Left (MHz)	Band Edge Right (MHz)
5755.000000	36.400000	0.500000	---	5736.825000	5773.225000

(continuation of the "6 dB Bandwidth" table from column 6 ...)

DUT Frequency (MHz)	Max Level (dBm)	Result
5755.000000	7.7	PASS

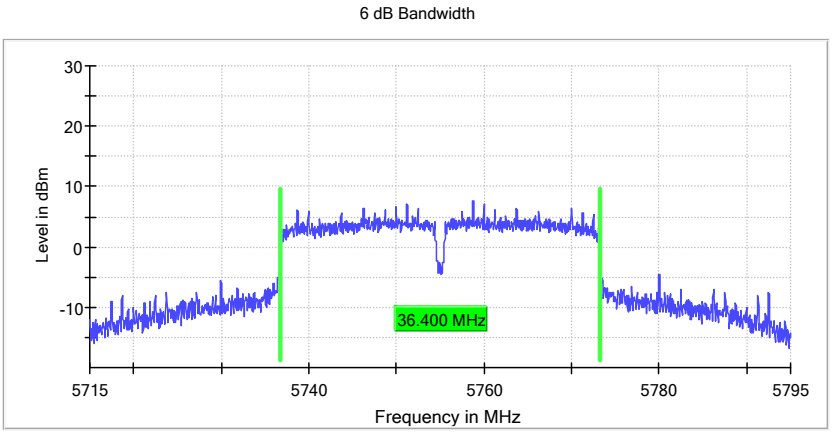

Measurement

Setting	Instrument Value	Target Value
Start Frequency	5.71500 GHz	5.71500 GHz
Stop Frequency	5.79500 GHz	5.79500 GHz
Span	80.000 MHz	80.000 MHz
RBW	100.000 kHz	~ 100.000 kHz
VBW	300.000 kHz	~ 300.000 kHz
SweepPoints	1600	~ 1600
Sweeptime	1.600 ms	AUTO
Reference Level	10.000 dBm	10.000 dBm
Attenuation	30.000 dB	AUTO
Detector	MaxPeak	MaxPeak
SweepCount	200	200
Filter	3 dB	3 dB
Trace Mode	Max Hold	Max Hold
Sweeptype	Sweep	AUTO
Preamp	off	off
Stablemode	Trace	Trace
Stablevalue	0.30 dB	0.30 dB
Run	95 / max. 150	max. 150
Stable	5 / 5	5
Max Stable Difference	0.18 dB	0.30 dB

Minimum Emission Bandwidth 6 dB (5795 MHz; 40 MHz)

Test according to FCC title 47 part 15 §15.407(a),(e), KDB 789033 D02 General U-NII Test Procedures New Rules v02r01 D and ANSI C63.10-2013

6 dB Bandwidth

DUT Frequency (MHz)	Bandwidth (MHz)	Limit Min (MHz)	Limit Max (MHz)	Band Edge Left (MHz)	Band Edge Right (MHz)
5795.000000	36.400000	0.500000	---	5776.775000	5813.175000

(continuation of the "6 dB Bandwidth" table from column 6 ...)

DUT Frequency (MHz)	Max Level (dBm)	Result
5795.000000	7.7	PASS

6 dB Bandwidth

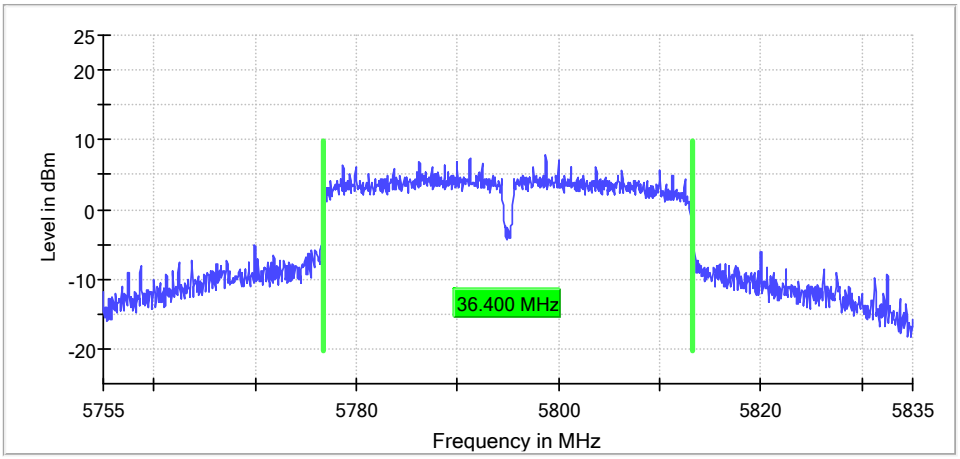

Measurement

Setting	Instrument Value	Target Value
Start Frequency	5.75500 GHz	5.75500 GHz
Stop Frequency	5.83500 GHz	5.83500 GHz
Span	80.000 MHz	80.000 MHz
RBW	100.000 kHz	~ 100.000 kHz
VBW	300.000 kHz	~ 300.000 kHz
SweepPoints	1600	~ 1600
Sweeptime	1.600 ms	AUTO
Reference Level	10.000 dBm	10.000 dBm
Attenuation	30.000 dB	AUTO
Detector	MaxPeak	MaxPeak
SweepCount	200	200
Filter	3 dB	3 dB
Trace Mode	Max Hold	Max Hold
Sweeptype	Sweep	AUTO
Preamp	off	off
Stablemode	Trace	Trace
Stablevalue	0.30 dB	0.30 dB
Run	94 / max. 150	max. 150
Stable	5 / 5	5
Max Stable Difference	0.05 dB	0.30 dB

802.11AC80:
Minimum Emission Bandwidth 6 dB (5775 MHz; 80 MHz)

Test according to FCC title 47 part 15 §15.407(a),(e), KDB 789033 D02 General U-NII Test Procedures New Rules v02r01 D and ANSI C63.10-2013

6 dB Bandwidth

DUT Frequency (MHz)	Bandwidth (MHz)	Limit Min (MHz)	Limit Max (MHz)	Band Edge Left (MHz)	Band Edge Right (MHz)
5775.000000	75.150000	0.500000	---	5737.375000	5812.525000

(continuation of the "6 dB Bandwidth" table from column 6 ...)

DUT Frequency (MHz)	Max Level (dBm)	Result
5775.000000	6.0	PASS

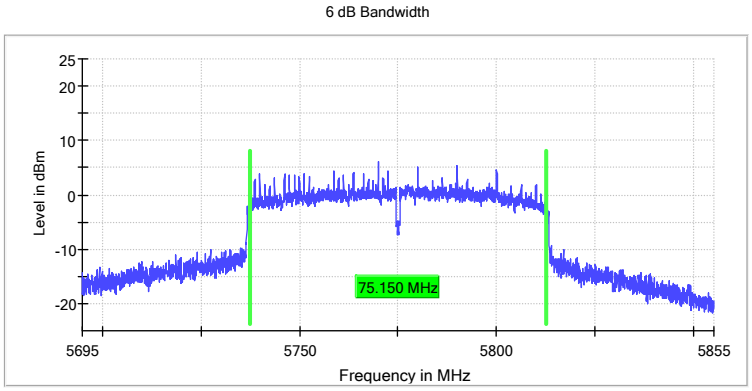

Measurement

Setting	Instrument Value	Target Value
Start Frequency	5.69500 GHz	5.69500 GHz
Stop Frequency	5.85500 GHz	5.85500 GHz
Span	160.000 MHz	160.000 MHz
RBW	100.000 kHz	~ 100.000 kHz
VBW	300.000 kHz	~ 300.000 kHz
SweepPoints	3200	~ 3200
Sweeptime	360.703 µs	AUTO
Reference Level	10.000 dBm	10.000 dBm
Attenuation	30.000 dB	AUTO
Detector	MaxPeak	MaxPeak
SweepCount	200	200
Filter	3 dB	3 dB
Trace Mode	Max Hold	Max Hold
Sweeptype	FFT	AUTO
Preamp	off	off
Stablemode	Trace	Trace
Stablevalue	0.30 dB	0.30 dB
Run	76 / max. 150	max. 150
Stable	5 / 5	5
Max Stable Difference	0.29 dB	0.30 dB

802.11AX20:
Minimum Emission Bandwidth 6 dB (5745 MHz; 20 MHz)

Test according to FCC title 47 part 15 §15.407(a),(e), KDB 789033 D02 General U-NII Test Procedures New Rules v02r01 D and ANSI C63.10-2013

6 dB Bandwidth

DUT Frequency (MHz)	Bandwidth (MHz)	Limit Min (MHz)	Limit Max (MHz)	Band Edge Left (MHz)	Band Edge Right (MHz)
5745.000000	18.950000	0.500000	---	5735.525000	5754.475000

(continuation of the "6 dB Bandwidth" table from column 6 ...)

DUT Frequency (MHz)	Max Level (dBm)	Result
5745.000000	10.0	PASS

6 dB Bandwidth

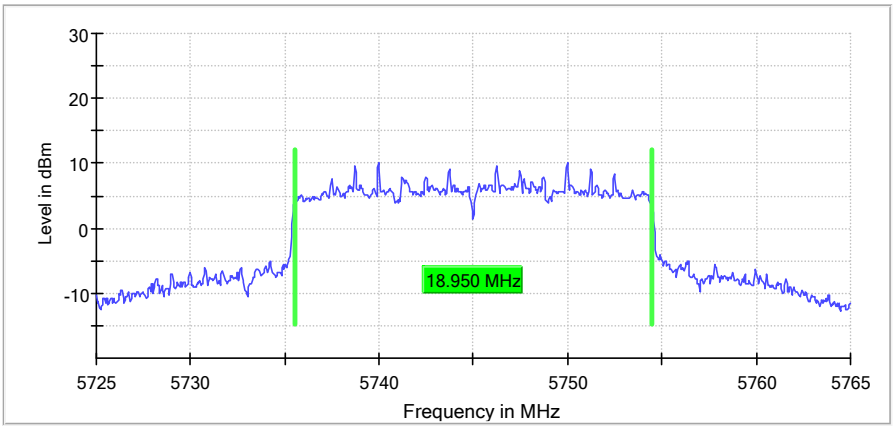

Measurement

Setting	Instrument Value	Target Value
Start Frequency	5.72500 GHz	5.72500 GHz
Stop Frequency	5.76500 GHz	5.76500 GHz
Span	40.000 MHz	40.000 MHz
RBW	100.000 kHz	~ 100.000 kHz
VBW	300.000 kHz	~ 300.000 kHz
SweepPoints	800	~ 800
Sweeptime	94.922 µs	AUTO
Reference Level	10.000 dBm	10.000 dBm
Attenuation	30.000 dB	AUTO
Detector	MaxPeak	MaxPeak
SweepCount	200	200
Filter	3 dB	3 dB
Trace Mode	Max Hold	Max Hold
Sweeptype	FFT	AUTO
Preamp	off	off
Stablemode	Trace	Trace
Stablevalue	0.30 dB	0.30 dB
Run	91 / max. 150	max. 150
Stable	5 / 5	5
Max Stable Difference	0.00 dB	0.30 dB

Minimum Emission Bandwidth 6 dB (5785 MHz; 20 MHz)

Test according to FCC title 47 part 15 §15.407(a),(e), KDB 789033 D02 General U-NII Test Procedures New Rules v02r01 D and ANSI C63.10-2013

6 dB Bandwidth

DUT Frequency (MHz)	Bandwidth (MHz)	Limit Min (MHz)	Limit Max (MHz)	Band Edge Left (MHz)	Band Edge Right (MHz)
5785.000000	18.800000	0.500000	---	5775.575000	5794.375000

(continuation of the "6 dB Bandwidth" table from column 6 ...)

DUT Frequency (MHz)	Max Level (dBm)	Result
5785.000000	10.5	PASS

6 dB Bandwidth

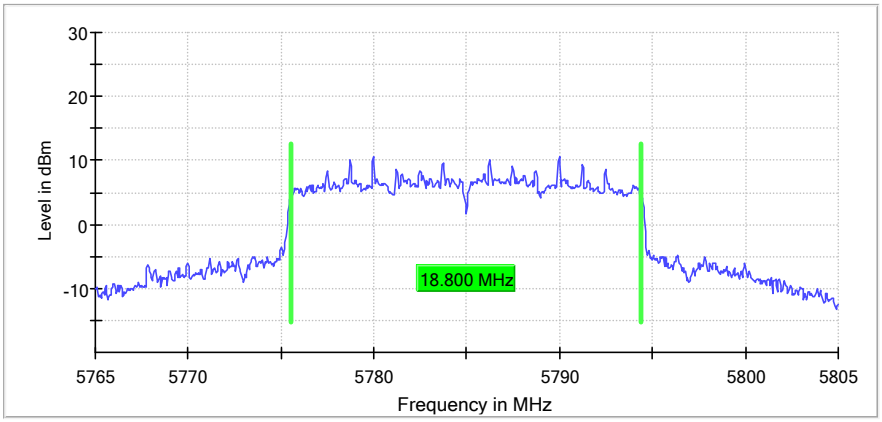

Measurement

Setting	Instrument Value	Target Value
Start Frequency	5.76500 GHz	5.76500 GHz
Stop Frequency	5.80500 GHz	5.80500 GHz
Span	40.000 MHz	40.000 MHz
RBW	100.000 kHz	~ 100.000 kHz
VBW	300.000 kHz	~ 300.000 kHz
SweepPoints	800	~ 800
Sweeptime	94.922 µs	AUTO
Reference Level	10.000 dBm	10.000 dBm
Attenuation	30.000 dB	AUTO
Detector	MaxPeak	MaxPeak
SweepCount	200	200
Filter	3 dB	3 dB
Trace Mode	Max Hold	Max Hold
Sweeptype	FFT	AUTO
Preamp	off	off
Stablemode	Trace	Trace
Stablevalue	0.30 dB	0.30 dB
Run	90 / max. 150	max. 150
Stable	5 / 5	5
Max Stable Difference	0.02 dB	0.30 dB

Minimum Emission Bandwidth 6 dB (5825 MHz; 20 MHz)

Test according to FCC title 47 part 15 §15.407(a),(e), KDB 789033 D02 General U-NII Test Procedures New Rules v02r01 D and ANSI C63.10-2013

6 dB Bandwidth

DUT Frequency (MHz)	Bandwidth (MHz)	Limit Min (MHz)	Limit Max (MHz)	Band Edge Left (MHz)	Band Edge Right (MHz)
5825.000000	18.900000	0.500000	---	5815.425000	5834.325000

(continuation of the "6 dB Bandwidth" table from column 6 ...)

DUT Frequency (MHz)	Max Level (dBm)	Result
5825.000000	9.0	PASS

6 dB Bandwidth

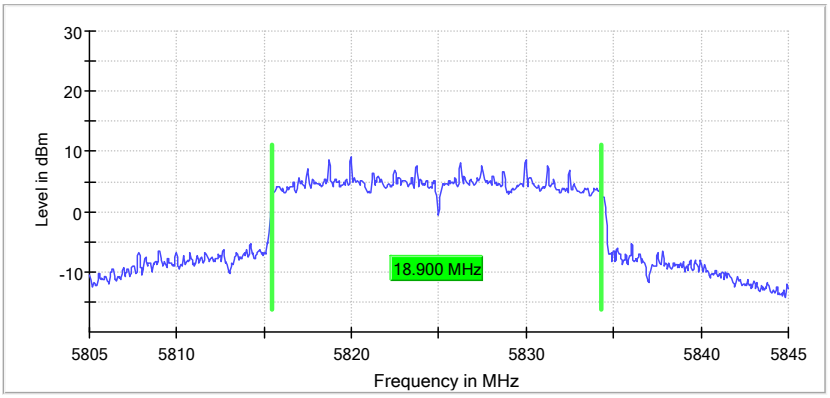

Measurement

Setting	Instrument Value	Target Value
Start Frequency	5.80500 GHz	5.80500 GHz
Stop Frequency	5.84500 GHz	5.84500 GHz
Span	40.000 MHz	40.000 MHz
RBW	100.000 kHz	~ 100.000 kHz
VBW	300.000 kHz	~ 300.000 kHz
SweepPoints	800	~ 800
Sweeptime	94.922 µs	AUTO
Reference Level	10.000 dBm	10.000 dBm
Attenuation	30.000 dB	AUTO
Detector	MaxPeak	MaxPeak
SweepCount	200	200
Filter	3 dB	3 dB
Trace Mode	Max Hold	Max Hold
Sweeptype	FFT	AUTO
Preamp	off	off
Stablemode	Trace	Trace
Stablevalue	0.30 dB	0.30 dB
Run	90 / max. 150	max. 150
Stable	5 / 5	5
Max Stable Difference	0.00 dB	0.30 dB

802.11AX40:
Minimum Emission Bandwidth 6 dB (5755 MHz; 40 MHz)

Test according to FCC title 47 part 15 §15.407(a),(e), KDB 789033 D02 General U-NII Test Procedures New Rules v02r01 D and ANSI C63.10-2013

6 dB Bandwidth

DUT Frequency (MHz)	Bandwidth (MHz)	Limit Min (MHz)	Limit Max (MHz)	Band Edge Left (MHz)	Band Edge Right (MHz)
5755.000000	38.050000	0.500000	---	5735.975000	5774.025000

(continuation of the "6 dB Bandwidth" table from column 6 ...)

DUT Frequency (MHz)	Max Level (dBm)	Result
5755.000000	7.4	PASS

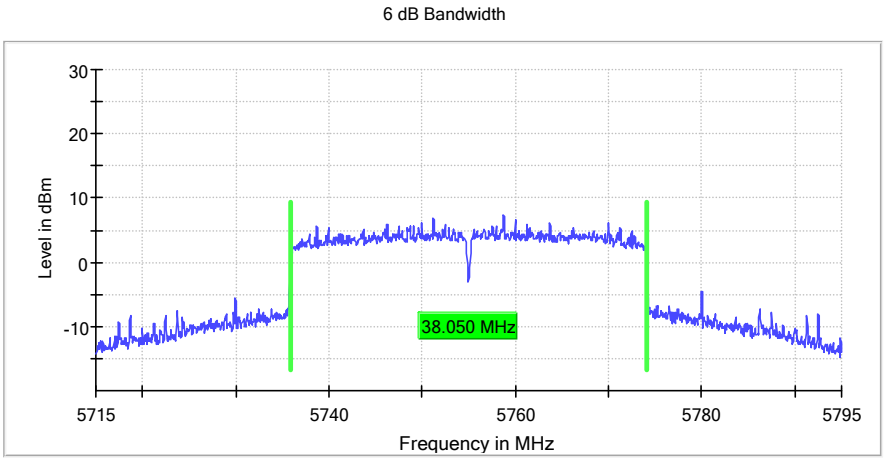

Measurement

Setting	Instrument Value	Target Value
Start Frequency	5.71500 GHz	5.71500 GHz
Stop Frequency	5.79500 GHz	5.79500 GHz
Span	80.000 MHz	80.000 MHz
RBW	100.000 kHz	~ 100.000 kHz
VBW	300.000 kHz	~ 300.000 kHz
SweepPoints	1600	~ 1600
Sweeptime	1.600 ms	AUTO
Reference Level	10.000 dBm	10.000 dBm
Attenuation	30.000 dB	AUTO
Detector	MaxPeak	MaxPeak
SweepCount	200	200
Filter	3 dB	3 dB
Trace Mode	Max Hold	Max Hold
Sweeptype	Sweep	AUTO
Preamp	off	off
Stablemode	Trace	Trace
Stablevalue	0.30 dB	0.30 dB
Run	101 / max. 150	max. 150
Stable	5 / 5	5
Max Stable Difference	0.00 dB	0.30 dB

Minimum Emission Bandwidth 6 dB (5795 MHz; 40 MHz)

Test according to FCC title 47 part 15 §15.407(a),(e), KDB 789033 D02 General U-NII Test Procedures New Rules v02r01 D and ANSI C63.10-2013

6 dB Bandwidth

DUT Frequency (MHz)	Bandwidth (MHz)	Limit Min (MHz)	Limit Max (MHz)	Band Edge Left (MHz)	Band Edge Right (MHz)
5795.000000	38.050000	0.500000	---	5775.925000	5813.975000

(continuation of the "6 dB Bandwidth" table from column 6 ...)

DUT Frequency (MHz)	Max Level (dBm)	Result
5795.000000	7.4	PASS

6 dB Bandwidth

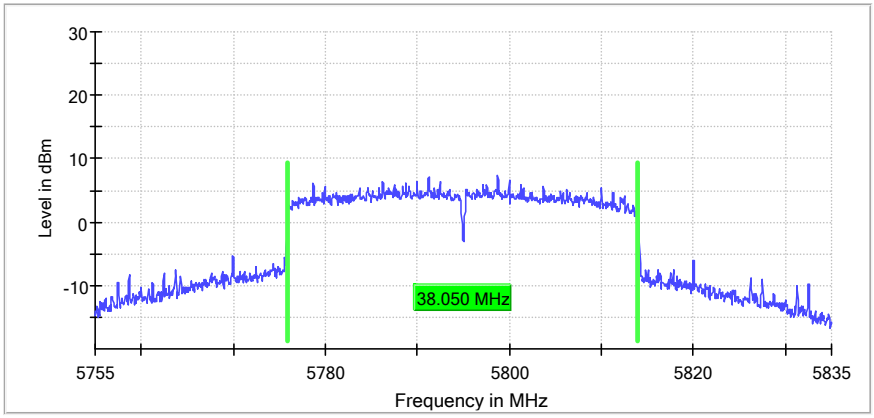

Measurement

Setting	Instrument Value	Target Value
Start Frequency	5.75500 GHz	5.75500 GHz
Stop Frequency	5.83500 GHz	5.83500 GHz
Span	80.000 MHz	80.000 MHz
RBW	100.000 kHz	~ 100.000 kHz
VBW	300.000 kHz	~ 300.000 kHz
SweepPoints	1600	~ 1600
Sweeptime	1.600 ms	AUTO
Reference Level	10.000 dBm	10.000 dBm
Attenuation	30.000 dB	AUTO
Detector	MaxPeak	MaxPeak
SweepCount	200	200
Filter	3 dB	3 dB
Trace Mode	Max Hold	Max Hold
Sweeptype	Sweep	AUTO
Preamp	off	off
Stablemode	Trace	Trace
Stablevalue	0.30 dB	0.30 dB
Run	109 / max. 150	max. 150
Stable	5 / 5	5
Max Stable Difference	0.00 dB	0.30 dB

802.11AX80:
Minimum Emission Bandwidth 6 dB (5775 MHz; 80 MHz)

Test according to FCC title 47 part 15 §15.407(a),(e), KDB 789033 D02 General U-NII Test Procedures New Rules v02r01 D and ANSI C63.10-2013

6 dB Bandwidth

DUT Frequency (MHz)	Bandwidth (MHz)	Limit Min (MHz)	Limit Max (MHz)	Band Edge Left (MHz)	Band Edge Right (MHz)
5775.000000	75.150000	0.500000	---	5737.375000	5812.525000

(continuation of the "6 dB Bandwidth" table from column 6 ...)

DUT Frequency (MHz)	Max Level (dBm)	Result
5775.000000	6.3	PASS

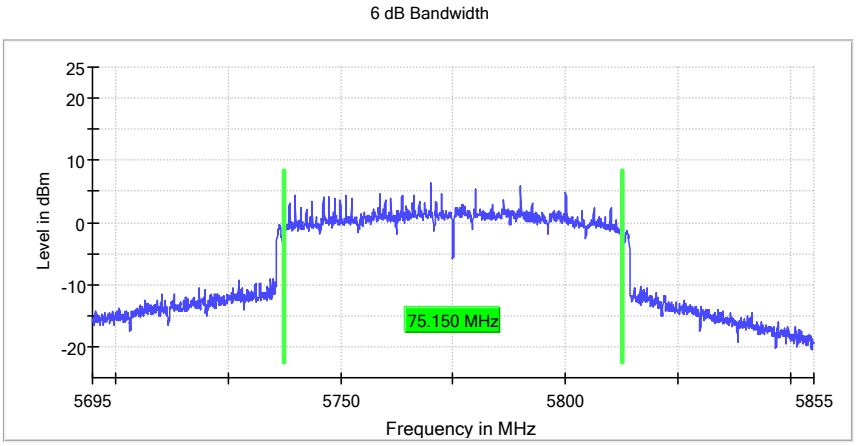

Measurement

Setting	Instrument Value	Target Value
Start Frequency	5.69500 GHz	5.69500 GHz
Stop Frequency	5.85500 GHz	5.85500 GHz
Span	160.000 MHz	160.000 MHz
RBW	100.000 kHz	~ 100.000 kHz
VBW	300.000 kHz	~ 300.000 kHz
SweepPoints	3200	~ 3200
Sweeptime	360.703 µs	AUTO
Reference Level	10.000 dBm	10.000 dBm
Attenuation	30.000 dB	AUTO
Detector	MaxPeak	MaxPeak
SweepCount	200	200
Filter	3 dB	3 dB
Trace Mode	Max Hold	Max Hold
Sweeptype	FFT	AUTO
Preamp	off	off
Stablemode	Trace	Trace
Stablevalue	0.30 dB	0.30 dB
Run	85 / max. 150	max. 150
Stable	5 / 5	5
Max Stable Difference	0.00 dB	0.30 dB

1.3 Occupied Channel Bandwidth 99%

802.11A:
Occupied Channel Bandwidth 99% (5180 MHz; 20 MHz)

Test according to FCC title 47 part 15 §15.407(a),(e), KDB 789033 D02 General U-NII Test Procedures New Rules v02r01 D and ANSI C63.10-2013

99 % Bandwidth

DUT Frequency (MHz)	Bandwidth (MHz)	Limit Min (MHz)	Limit Max (MHz)	Band Edge Left (MHz)	Band Edge Right (MHz)
5180.000000	16.600000	---	---	5171.650000	5188.250000

(continuation of the "99 % Bandwidth" table from column 6 ...)

DUT Frequency (MHz)	Result
5180.000000	PASS

99 % Bandwidth

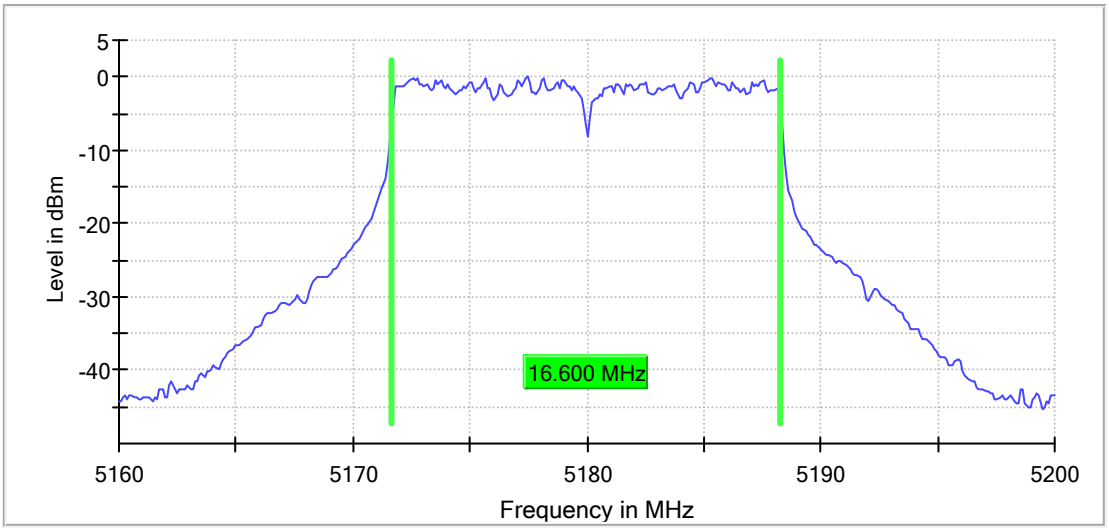

Measurement

Setting	Instrument Value	Target Value
Start Frequency	5.16000 GHz	5.16000 GHz
Stop Frequency	5.20000 GHz	5.20000 GHz
Span	40.000 MHz	40.000 MHz
RBW	200.000 kHz	>= 200.000 kHz
VBW	1.000 MHz	>= 600.000 kHz
SweepPoints	400	~ 400
Sweeptime	47.266 µs	AUTO
Reference Level	0.000 dBm	0.000 dBm
Attenuation	20.000 dB	AUTO
Detector	MaxPeak	MaxPeak
SweepCount	200	200
Filter	3 dB	3 dB
Trace Mode	Max Hold	Max Hold
Sweeptype	FFT	AUTO
Preamp	off	off
Stablemode	Trace	Trace

Stablevalue	**0.30 dB**	**0.30 dB**
Run	**39 / max. 150**	**max. 150**
Stable	**5 / 5**	**5**
Max Stable Difference	**0.03 dB**	**0.30 dB**

Occupied Channel Bandwidth 99% (5200 MHz; 20 MHz)

Test according to FCC title 47 part 15 §15.407(a),(e), KDB 789033 D02 General U-NII Test Procedures New Rules v02r01 D and ANSI C63.10-2013

99 % Bandwidth

DUT Frequency (MHz)	Bandwidth (MHz)	Limit Min (MHz)	Limit Max (MHz)	Band Edge Left (MHz)	Band Edge Right (MHz)
5200.000000	16.700000	---	---	5191.650000	5208.350000

(continuation of the "99 % Bandwidth" table from column 6 ...)

DUT Frequency (MHz)	Result
5200.000000	PASS

99 % Bandwidth

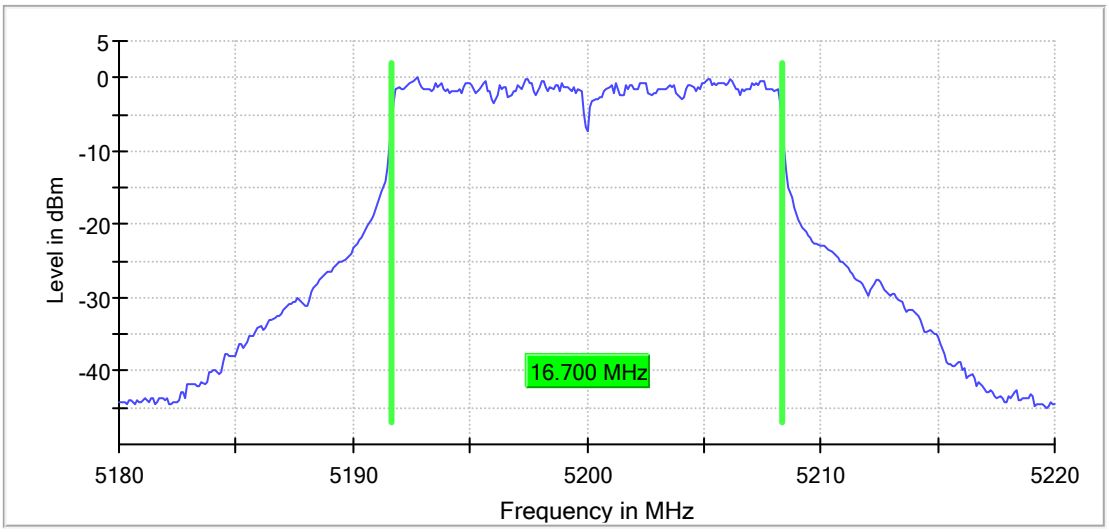

Measurement

Setting	Instrument Value	Target Value
Start Frequency	5.18000 GHz	5.18000 GHz
Stop Frequency	5.22000 GHz	5.22000 GHz
Span	40.000 MHz	40.000 MHz
RBW	200.000 kHz	>= 200.000 kHz
VBW	1.000 MHz	>= 600.000 kHz
SweepPoints	400	~ 400
Sweeptime	47.266 µs	AUTO
Reference Level	0.000 dBm	0.000 dBm
Attenuation	20.000 dB	AUTO
Detector	MaxPeak	MaxPeak
SweepCount	200	200
Filter	3 dB	3 dB
Trace Mode	Max Hold	Max Hold
Sweeptype	FFT	AUTO
Preamp	off	off
Stablemode	Trace	Trace
Stablevalue	0.30 dB	0.30 dB
Run	39 / max. 150	max. 150
Stable	5 / 5	5
Max Stable Difference	0.07 dB	0.30 dB

Occupied Channel Bandwidth 99% (5240 MHz; 20 MHz)

Test according to FCC title 47 part 15 §15.407(a),(e), KDB 789033 D02 General U-NII Test Procedures New Rules v02r01 D and ANSI C63.10-2013

99 % Bandwidth

DUT Frequency (MHz)	Bandwidth (MHz)	Limit Min (MHz)	Limit Max (MHz)	Band Edge Left (MHz)	Band Edge Right (MHz)
5240.000000	16.700000	---	---	5231.650000	5248.350000

(continuation of the "99 % Bandwidth" table from column 6 ...)

DUT Frequency (MHz)	Result
5240.000000	PASS

99 % Bandwidth

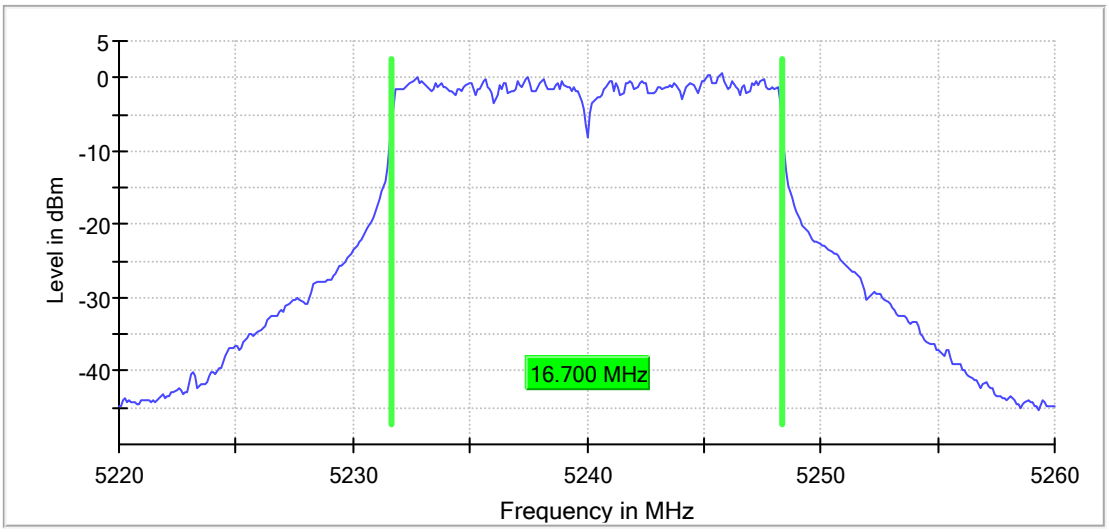

Measurement

Setting	Instrument Value	Target Value
Start Frequency	5.22000 GHz	5.22000 GHz
Stop Frequency	5.26000 GHz	5.26000 GHz
Span	40.000 MHz	40.000 MHz
RBW	200.000 kHz	>= 200.000 kHz
VBW	1.000 MHz	>= 600.000 kHz
SweepPoints	400	~ 400
Sweeptime	47.266 µs	AUTO
Reference Level	0.000 dBm	0.000 dBm
Attenuation	20.000 dB	AUTO
Detector	MaxPeak	MaxPeak
SweepCount	200	200
Filter	3 dB	3 dB
Trace Mode	Max Hold	Max Hold
Sweeptype	FFT	AUTO
Preamp	off	off
Stablemode	Trace	Trace
Stablevalue	0.30 dB	0.30 dB
Run	44 / max. 150	max. 150
Stable	5 / 5	5
Max Stable Difference	0.07 dB	0.30 dB

Occupied Channel Bandwidth 99% (5260 MHz; 20 MHz)

Test according to FCC title 47 part 15 §15.407(a),(e), KDB 789033 D02 General U-NII Test Procedures New Rules v02r01 D and ANSI C63.10-2013

99 % Bandwidth

DUT Frequency (MHz)	Bandwidth (MHz)	Limit Min (MHz)	Limit Max (MHz)	Band Edge Left (MHz)	Band Edge Right (MHz)
5260.000000	16.600000	---	---	5251.650000	5268.250000

(continuation of the "99 % Bandwidth" table from column 6 ...)

DUT Frequency (MHz)	Result
5260.000000	PASS

99 % Bandwidth

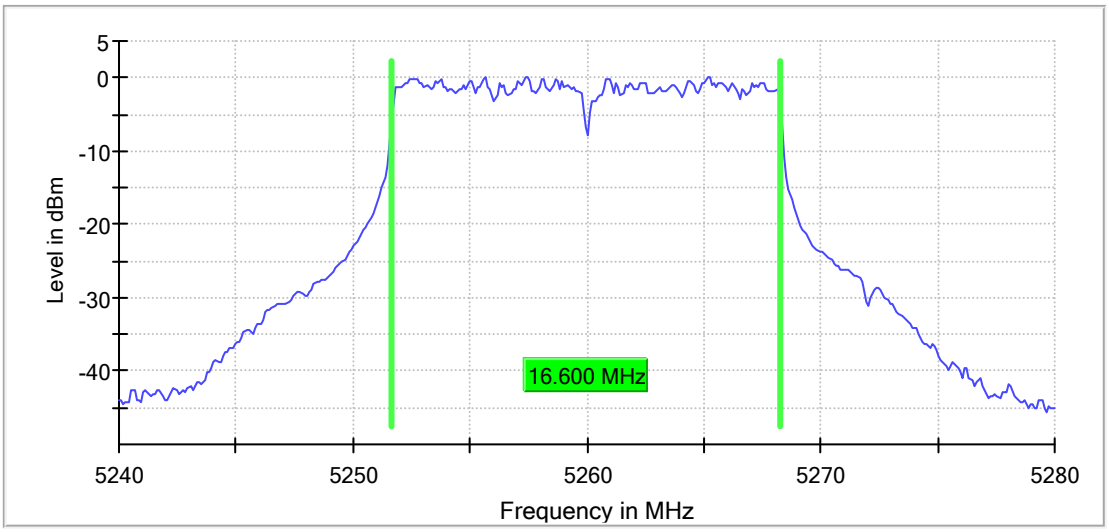

Measurement

Setting	Instrument Value	Target Value
Start Frequency	5.24000 GHz	5.24000 GHz
Stop Frequency	5.28000 GHz	5.28000 GHz
Span	40.000 MHz	40.000 MHz
RBW	200.000 kHz	>= 200.000 kHz
VBW	1.000 MHz	>= 600.000 kHz
SweepPoints	400	~ 400
Sweeptime	47.266 µs	AUTO
Reference Level	0.000 dBm	0.000 dBm
Attenuation	20.000 dB	AUTO
Detector	MaxPeak	MaxPeak
SweepCount	200	200
Filter	3 dB	3 dB
Trace Mode	Max Hold	Max Hold
Sweeptype	FFT	AUTO
Preamp	off	off
Stablemode	Trace	Trace
Stablevalue	0.30 dB	0.30 dB
Run	44 / max. 150	max. 150
Stable	5 / 5	5
Max Stable Difference	0.10 dB	0.30 dB

Occupied Channel Bandwidth 99% (5280 MHz; 20 MHz)

Test according to FCC title 47 part 15 §15.407(a),(e), KDB 789033 D02 General U-NII Test Procedures New Rules v02r01 D and ANSI C63.10-2013

99 % Bandwidth

DUT Frequency (MHz)	Bandwidth (MHz)	Limit Min (MHz)	Limit Max (MHz)	Band Edge Left (MHz)	Band Edge Right (MHz)
5280.000000	16.600000	---	---	5271.650000	5288.250000

(continuation of the "99 % Bandwidth" table from column 6 ...)

DUT Frequency (MHz)	Result
5280.000000	PASS

99 % Bandwidth

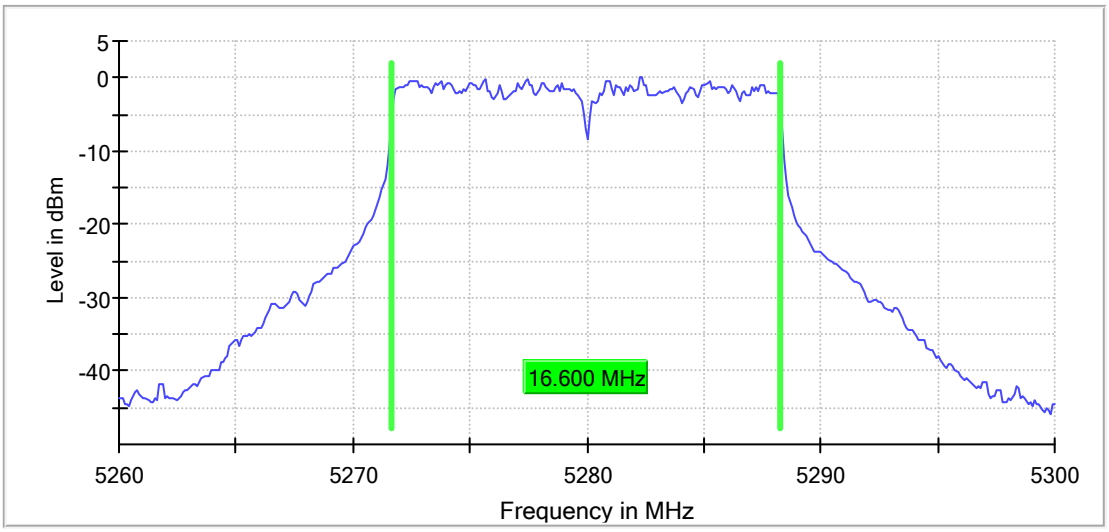

Measurement

Setting	Instrument Value	Target Value
Start Frequency	5.26000 GHz	5.26000 GHz
Stop Frequency	5.30000 GHz	5.30000 GHz
Span	40.000 MHz	40.000 MHz
RBW	200.000 kHz	>= 200.000 kHz
VBW	1.000 MHz	>= 600.000 kHz
SweepPoints	400	~ 400
Sweeptime	47.266 µs	AUTO
Reference Level	0.000 dBm	0.000 dBm
Attenuation	20.000 dB	AUTO
Detector	MaxPeak	MaxPeak
SweepCount	200	200
Filter	3 dB	3 dB
Trace Mode	Max Hold	Max Hold
Sweeptype	FFT	AUTO
Preamp	off	off
Stablemode	Trace	Trace
Stablevalue	0.30 dB	0.30 dB
Run	30 / max. 150	max. 150
Stable	5 / 5	5
Max Stable Difference	0.17 dB	0.30 dB

Occupied Channel Bandwidth 99% (5320 MHz; 20 MHz)

Test according to FCC title 47 part 15 §15.407(a),(e), KDB 789033 D02 General U-NII Test Procedures New Rules v02r01 D and ANSI C63.10-2013

99 % Bandwidth

DUT Frequency (MHz)	Bandwidth (MHz)	Limit Min (MHz)	Limit Max (MHz)	Band Edge Left (MHz)	Band Edge Right (MHz)
5320.000000	16.700000	---	---	5311.650000	5328.350000

(continuation of the "99 % Bandwidth" table from column 6 ...)

DUT Frequency (MHz)	Result
5320.000000	PASS

99 % Bandwidth

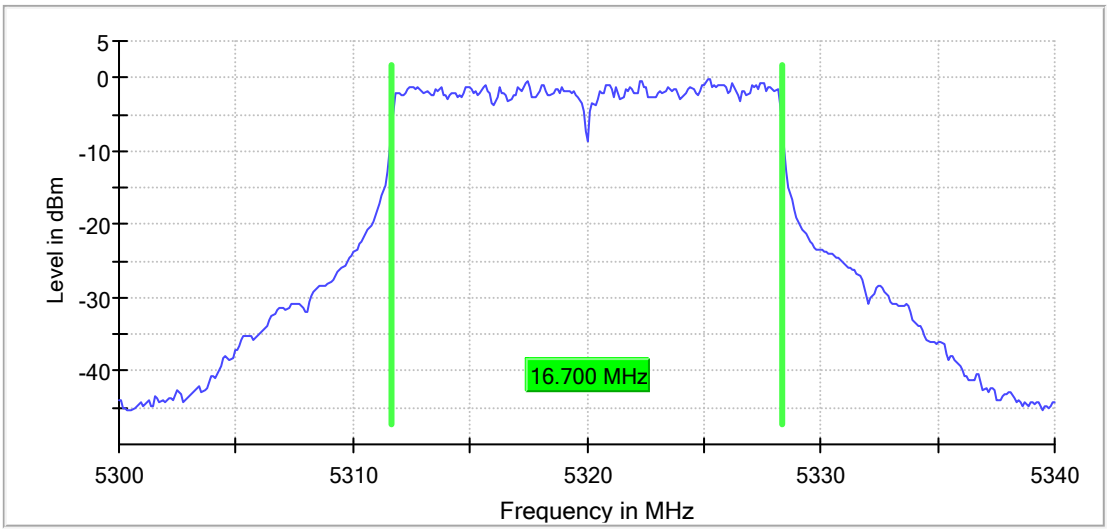

Measurement

Setting	Instrument Value	Target Value
Start Frequency	5.30000 GHz	5.30000 GHz
Stop Frequency	5.34000 GHz	5.34000 GHz
Span	40.000 MHz	40.000 MHz
RBW	200.000 kHz	>= 200.000 kHz
VBW	1.000 MHz	>= 600.000 kHz
SweepPoints	400	~ 400
Sweeptime	47.266 µs	AUTO
Reference Level	0.000 dBm	0.000 dBm
Attenuation	20.000 dB	AUTO
Detector	MaxPeak	MaxPeak
SweepCount	200	200
Filter	3 dB	3 dB
Trace Mode	Max Hold	Max Hold
Sweeptype	FFT	AUTO
Preamp	off	off
Stablemode	Trace	Trace
Stablevalue	0.30 dB	0.30 dB
Run	53 / max. 150	max. 150
Stable	5 / 5	5
Max Stable Difference	0.04 dB	0.30 dB

Occupied Channel Bandwidth 99% (5500 MHz; 20 MHz)

Test according to FCC title 47 part 15 §15.407(a),(e), KDB 789033 D02 General U-NII Test Procedures New Rules v02r01 D and ANSI C63.10-2013

99 % Bandwidth

DUT Frequency (MHz)	Bandwidth (MHz)	Limit Min (MHz)	Limit Max (MHz)	Band Edge Left (MHz)	Band Edge Right (MHz)
5500.000000	16.600000	---	---	5491.650000	5508.250000

(continuation of the "99 % Bandwidth" table from column 6 ...)

DUT Frequency (MHz)	Result
5500.000000	PASS

99 % Bandwidth

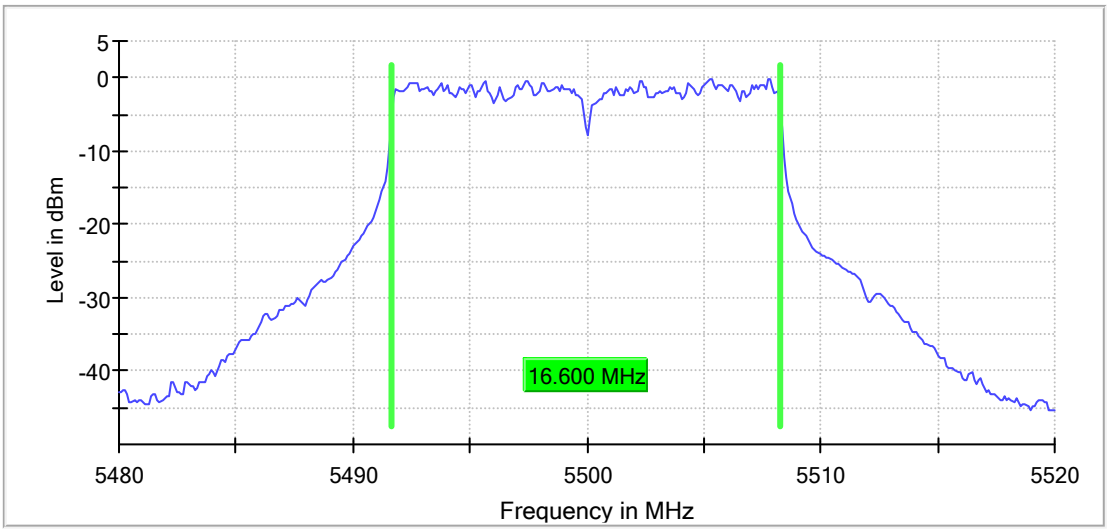

Measurement

Setting	Instrument Value	Target Value
Start Frequency	5.48000 GHz	5.48000 GHz
Stop Frequency	5.52000 GHz	5.52000 GHz
Span	40.000 MHz	40.000 MHz
RBW	200.000 kHz	>= 200.000 kHz
VBW	1.000 MHz	>= 600.000 kHz
SweepPoints	400	~ 400
Sweeptime	47.266 µs	AUTO
Reference Level	0.000 dBm	0.000 dBm
Attenuation	20.000 dB	AUTO
Detector	MaxPeak	MaxPeak
SweepCount	200	200
Filter	3 dB	3 dB
Trace Mode	Max Hold	Max Hold
Sweeptype	FFT	AUTO
Preamp	off	off
Stablemode	Trace	Trace
Stablevalue	0.30 dB	0.30 dB
Run	40 / max. 150	max. 150
Stable	5 / 5	5
Max Stable Difference	0.03 dB	0.30 dB

Occupied Channel Bandwidth 99% (5580 MHz; 20 MHz)

Test according to FCC title 47 part 15 §15.407(a),(e), KDB 789033 D02 General U-NII Test Procedures New Rules v02r01 D and ANSI C63.10-2013

99 % Bandwidth

DUT Frequency (MHz)	Bandwidth (MHz)	Limit Min (MHz)	Limit Max (MHz)	Band Edge Left (MHz)	Band Edge Right (MHz)
5580.000000	16.600000	---	---	5571.650000	5588.250000

(continuation of the "99 % Bandwidth" table from column 6 ...)

DUT Frequency (MHz)	Result
5580.000000	PASS

99 % Bandwidth

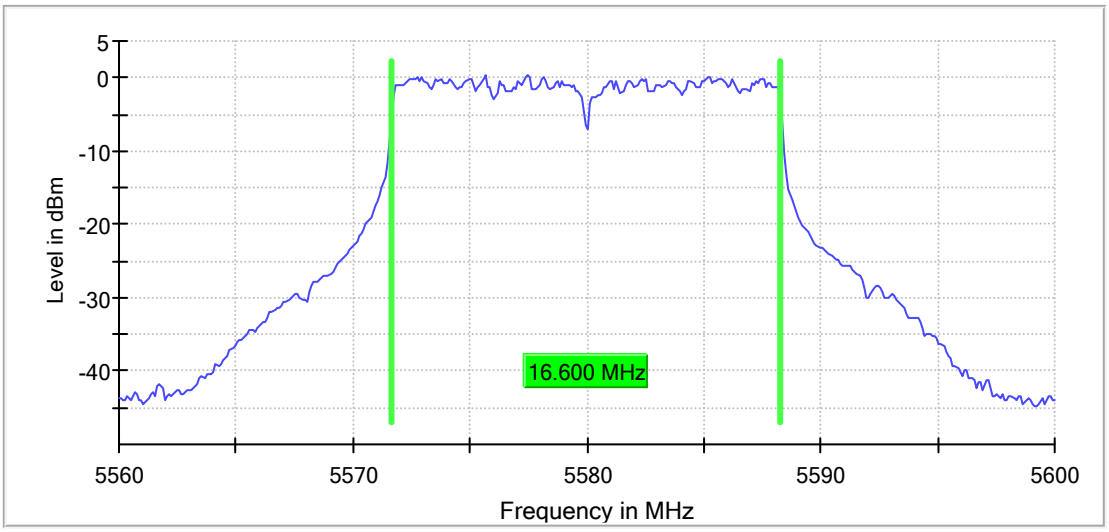

Measurement

Setting	Instrument Value	Target Value
Start Frequency	5.56000 GHz	5.56000 GHz
Stop Frequency	5.60000 GHz	5.60000 GHz
Span	40.000 MHz	40.000 MHz
RBW	200.000 kHz	>= 200.000 kHz
VBW	1.000 MHz	>= 600.000 kHz
SweepPoints	400	~ 400
Sweeptime	47.266 µs	AUTO
Reference Level	0.000 dBm	0.000 dBm
Attenuation	20.000 dB	AUTO
Detector	MaxPeak	MaxPeak
SweepCount	200	200
Filter	3 dB	3 dB
Trace Mode	Max Hold	Max Hold
Sweeptype	FFT	AUTO
Preamp	off	off
Stablemode	Trace	Trace
Stablevalue	0.30 dB	0.30 dB
Run	54 / max. 150	max. 150
Stable	5 / 5	5
Max Stable Difference	0.01 dB	0.30 dB

Occupied Channel Bandwidth 99% (5700 MHz; 20 MHz)

Test according to FCC title 47 part 15 §15.407(a),(e), KDB 789033 D02 General U-NII Test Procedures New Rules v02r01 D and ANSI C63.10-2013

99 % Bandwidth

DUT Frequency (MHz)	Bandwidth (MHz)	Limit Min (MHz)	Limit Max (MHz)	Band Edge Left (MHz)	Band Edge Right (MHz)
5700.000000	16.600000	---	---	5691.650000	5708.250000

(continuation of the "99 % Bandwidth" table from column 6 ...)

DUT Frequency (MHz)	Result
5700.000000	PASS

99 % Bandwidth

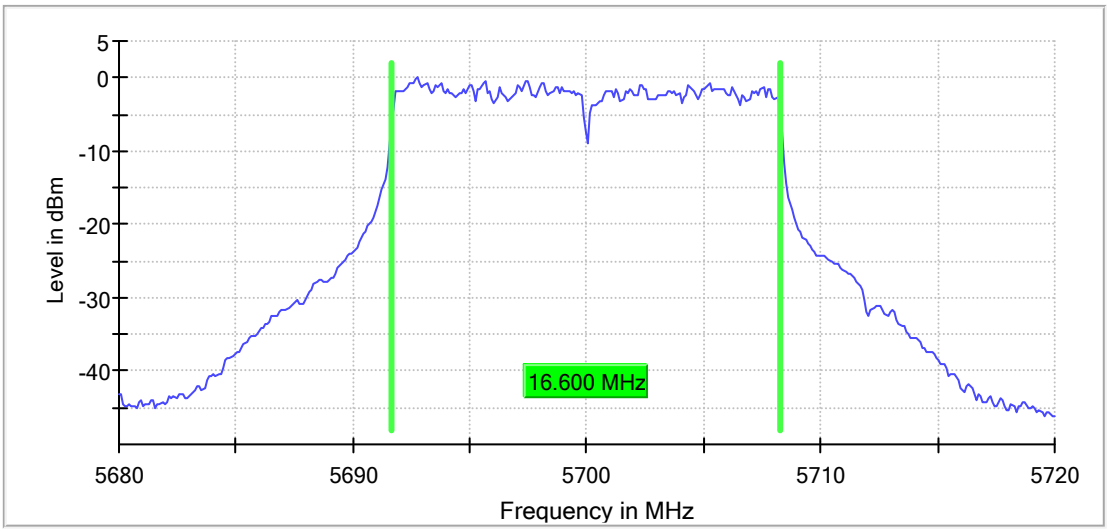

Measurement

Setting	Instrument Value	Target Value
Start Frequency	5.68000 GHz	5.68000 GHz
Stop Frequency	5.72000 GHz	5.72000 GHz
Span	40.000 MHz	40.000 MHz
RBW	200.000 kHz	>= 200.000 kHz
VBW	1.000 MHz	>= 600.000 kHz
SweepPoints	400	~ 400
Sweeptime	47.266 µs	AUTO
Reference Level	0.000 dBm	0.000 dBm
Attenuation	20.000 dB	AUTO
Detector	MaxPeak	MaxPeak
SweepCount	200	200
Filter	3 dB	3 dB
Trace Mode	Max Hold	Max Hold
Sweeptype	FFT	AUTO
Preamp	off	off
Stablemode	Trace	Trace
Stablevalue	0.30 dB	0.30 dB
Run	32 / max. 150	max. 150
Stable	5 / 5	5
Max Stable Difference	0.09 dB	0.30 dB

Occupied Channel Bandwidth 99% (5720 MHz; 20 MHz)

Test according to FCC title 47 part 15 §15.407(a),(e), KDB 789033 D02 General U-NII Test Procedures New Rules v02r01 D and ANSI C63.10-2013

99 % Bandwidth

DUT Frequency (MHz)	Bandwidth (MHz)	Bandwidth U-NII 2C (MHz)	Bandwidth U-NII 3 (MHz)	Limit Min (MHz)	Limit Max (MHz)
5720.000000	16.600000	13.350000	3.250000	---	---

(continuation of the "99 % Bandwidth" table from column 6 ...)

DUT Frequency (MHz)	Band Edge Left (MHz)	Band Edge Right (MHz)	Result
5720.000000	5711.650000	5728.250000	PASS

99 % Bandwidth

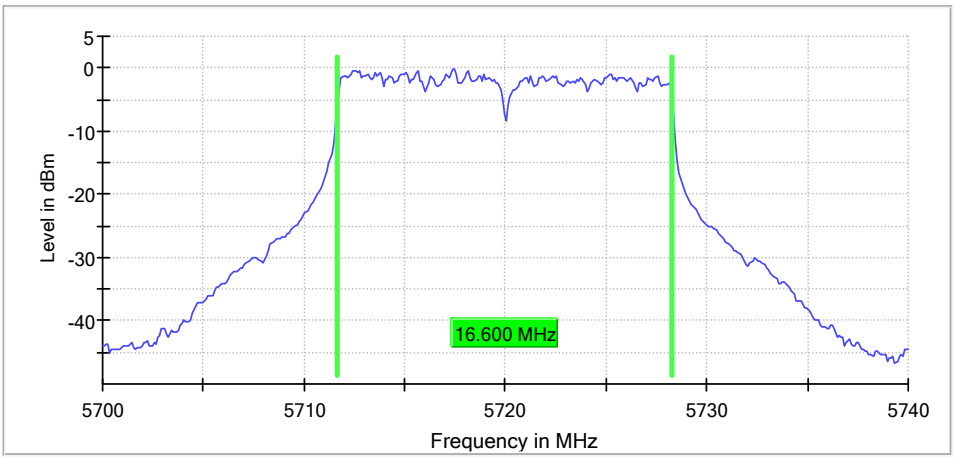

Measurement

Setting	Instrument Value	Target Value
Start Frequency	5.70000 GHz	5.70000 GHz
Stop Frequency	5.74000 GHz	5.74000 GHz
Span	40.000 MHz	40.000 MHz
RBW	200.000 kHz	>= 200.000 kHz
VBW	1.000 MHz	>= 600.000 kHz
SweepPoints	400	~ 400
Sweeptime	47.266 µs	AUTO
Reference Level	0.000 dBm	0.000 dBm
Attenuation	20.000 dB	AUTO
Detector	MaxPeak	MaxPeak
SweepCount	200	200
Filter	3 dB	3 dB
Trace Mode	Max Hold	Max Hold
Sweeptype	FFT	AUTO
Preamp	off	off
Stablemode	Trace	Trace
Stablevalue	0.30 dB	0.30 dB
Run	40 / max. 150	max. 150
Stable	5 / 5	5

Occupied Channel Bandwidth 99% (5745 MHz; 20 MHz)

Test according to FCC title 47 part 15 §15.407(a),(e), KDB 789033 D02 General U-NII Test Procedures New Rules v02r01 D and ANSI C63.10-2013

99 % Bandwidth

DUT Frequency (MHz)	Bandwidth (MHz)	Limit Min (MHz)	Limit Max (MHz)	Band Edge Left (MHz)	Band Edge Right (MHz)
5745.000000	16.600000	---	---	5736.650000	5753.250000

(continuation of the "99 % Bandwidth" table from column 6 ...)

DUT Frequency (MHz)	Result
5745.000000	PASS

99 % Bandwidth

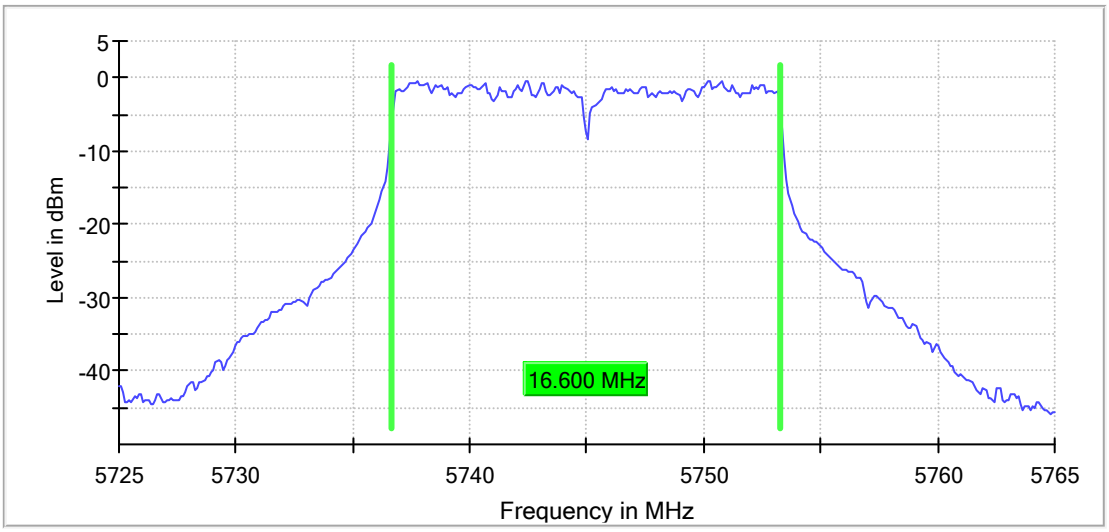

Measurement

Setting	Instrument Value	Target Value
Start Frequency	5.72500 GHz	5.72500 GHz
Stop Frequency	5.76500 GHz	5.76500 GHz
Span	40.000 MHz	40.000 MHz
RBW	200.000 kHz	>= 200.000 kHz
VBW	1.000 MHz	>= 600.000 kHz
SweepPoints	400	~ 400
Sweeptime	47.266 µs	AUTO
Reference Level	0.000 dBm	0.000 dBm
Attenuation	20.000 dB	AUTO
Detector	MaxPeak	MaxPeak
SweepCount	200	200
Filter	3 dB	3 dB
Trace Mode	Max Hold	Max Hold
Sweeptype	FFT	AUTO
Preamp	off	off
Stablemode	Trace	Trace
Stablevalue	0.30 dB	0.30 dB
Run	80 / max. 150	max. 150
Stable	5 / 5	5
Max Stable Difference	0.00 dB	0.30 dB

Occupied Channel Bandwidth 99% (5785 MHz; 20 MHz)

Test according to FCC title 47 part 15 §15.407(a),(e), KDB 789033 D02 General U-NII Test Procedures New Rules v02r01 D and ANSI C63.10-2013

99 % Bandwidth

DUT Frequency (MHz)	Bandwidth (MHz)	Limit Min (MHz)	Limit Max (MHz)	Band Edge Left (MHz)	Band Edge Right (MHz)
5785.000000	16.700000	---	---	5776.650000	5793.350000

(continuation of the "99 % Bandwidth" table from column 6 ...)

DUT Frequency (MHz)	Result
5785.000000	PASS

99 % Bandwidth

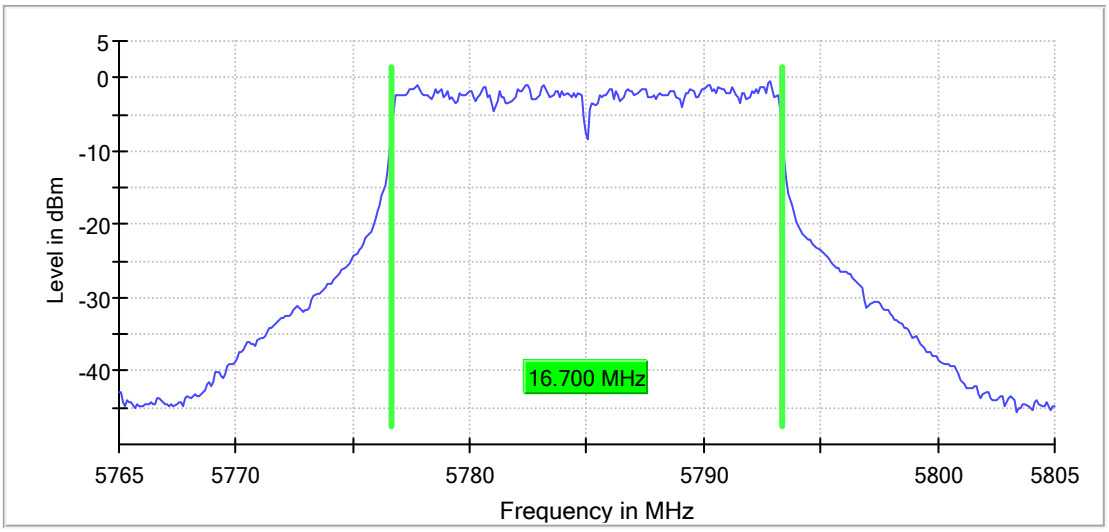

Measurement

Setting	Instrument Value	Target Value
Start Frequency	5.76500 GHz	5.76500 GHz
Stop Frequency	5.80500 GHz	5.80500 GHz
Span	40.000 MHz	40.000 MHz
RBW	200.000 kHz	>= 200.000 kHz
VBW	1.000 MHz	>= 600.000 kHz
SweepPoints	400	~ 400
Sweeptime	47.266 µs	AUTO
Reference Level	0.000 dBm	0.000 dBm
Attenuation	20.000 dB	AUTO
Detector	MaxPeak	MaxPeak
SweepCount	200	200
Filter	3 dB	3 dB
Trace Mode	Max Hold	Max Hold
Sweeptype	FFT	AUTO
Preamp	off	off
Stablemode	Trace	Trace
Stablevalue	0.30 dB	0.30 dB
Run	36 / max. 150	max. 150
Stable	5 / 5	5
Max Stable Difference	0.07 dB	0.30 dB

Occupied Channel Bandwidth 99% (5825 MHz; 20 MHz)

Test according to FCC title 47 part 15 §15.407(a),(e), KDB 789033 D02 General U-NII Test Procedures New Rules v02r01 D and ANSI C63.10-2013

99 % Bandwidth

DUT Frequency (MHz)	Bandwidth (MHz)	Limit Min (MHz)	Limit Max (MHz)	Band Edge Left (MHz)	Band Edge Right (MHz)
5825.000000	16.600000	---	---	5816.650000	5833.250000

(continuation of the "99 % Bandwidth" table from column 6 ...)

DUT Frequency (MHz)	Result
5825.000000	PASS

99 % Bandwidth

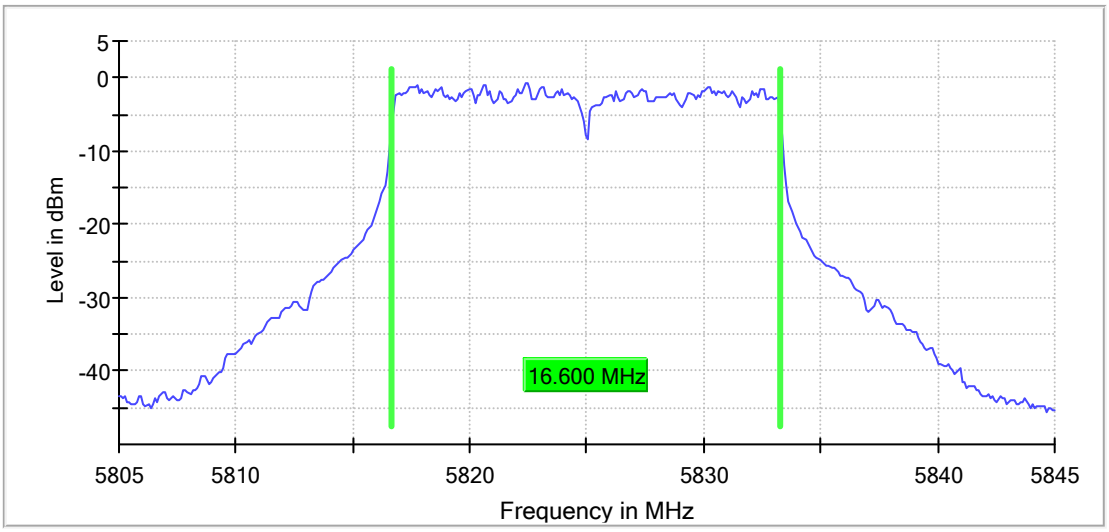

Measurement

Setting	Instrument Value	Target Value
Start Frequency	5.80500 GHz	5.80500 GHz
Stop Frequency	5.84500 GHz	5.84500 GHz
Span	40.000 MHz	40.000 MHz
RBW	200.000 kHz	>= 200.000 kHz
VBW	1.000 MHz	>= 600.000 kHz
SweepPoints	400	~ 400
Sweeptime	47.266 µs	AUTO
Reference Level	0.000 dBm	0.000 dBm
Attenuation	20.000 dB	AUTO
Detector	MaxPeak	MaxPeak
SweepCount	200	200
Filter	3 dB	3 dB
Trace Mode	Max Hold	Max Hold
Sweeptype	FFT	AUTO
Preamp	off	off
Stablemode	Trace	Trace
Stablevalue	0.30 dB	0.30 dB
Run	26 / max. 150	max. 150
Stable	5 / 5	5
Max Stable Difference	0.04 dB	0.30 dB

802.11N20:
Occupied Channel Bandwidth 99% (5180 MHz; 20 MHz)

Test according to FCC title 47 part 15 §15.407(a),(e), KDB 789033 D02 General U-NII Test Procedures New Rules v02r01 D and ANSI C63.10-2013

99 % Bandwidth

DUT Frequency (MHz)	Bandwidth (MHz)	Limit Min (MHz)	Limit Max (MHz)	Band Edge Left (MHz)	Band Edge Right (MHz)
5180.000000	17.500000	---	---	5171.250000	5188.750000

(continuation of the "99 % Bandwidth" table from column 6 ...)

DUT Frequency (MHz)	Result
5180.000000	PASS

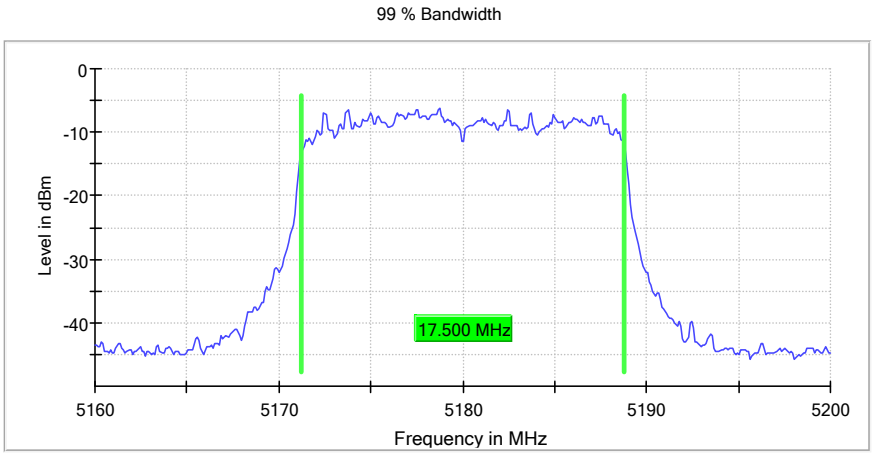

Measurement

Setting	Instrument Value	Target Value
Start Frequency	5.16000 GHz	5.16000 GHz
Stop Frequency	5.20000 GHz	5.20000 GHz
Span	40.000 MHz	40.000 MHz
RBW	200.000 kHz	>= 200.000 kHz
VBW	1.000 MHz	>= 600.000 kHz
SweepPoints	400	~ 400
Sweeptime	47.266 µs	AUTO
Reference Level	0.000 dBm	0.000 dBm
Attenuation	20.000 dB	AUTO
Detector	MaxPeak	MaxPeak
SweepCount	200	200
Filter	3 dB	3 dB
Trace Mode	Max Hold	Max Hold
Sweeptype	FFT	AUTO
Preamp	off	off
Stablemode	Trace	Trace
Stablevalue	0.30 dB	0.30 dB
Run	73 / max. 150	max. 150
Stable	5 / 5	5
Max Stable Difference	0.20 dB	0.30 dB

Occupied Channel Bandwidth 99% (5200 MHz; 20 MHz)

Test according to FCC title 47 part 15 §15.407(a),(e), KDB 789033 D02 General U-NII Test Procedures New Rules v02r01 D and ANSI C63.10-2013

99 % Bandwidth

DUT Frequency (MHz)	Bandwidth (MHz)	Limit Min (MHz)	Limit Max (MHz)	Band Edge Left (MHz)	Band Edge Right (MHz)
5200.000000	17.500000	---	---	5191.250000	5208.750000

(continuation of the "99 % Bandwidth" table from column 6 ...)

DUT Frequency (MHz)	Result
5200.000000	PASS

99 % Bandwidth

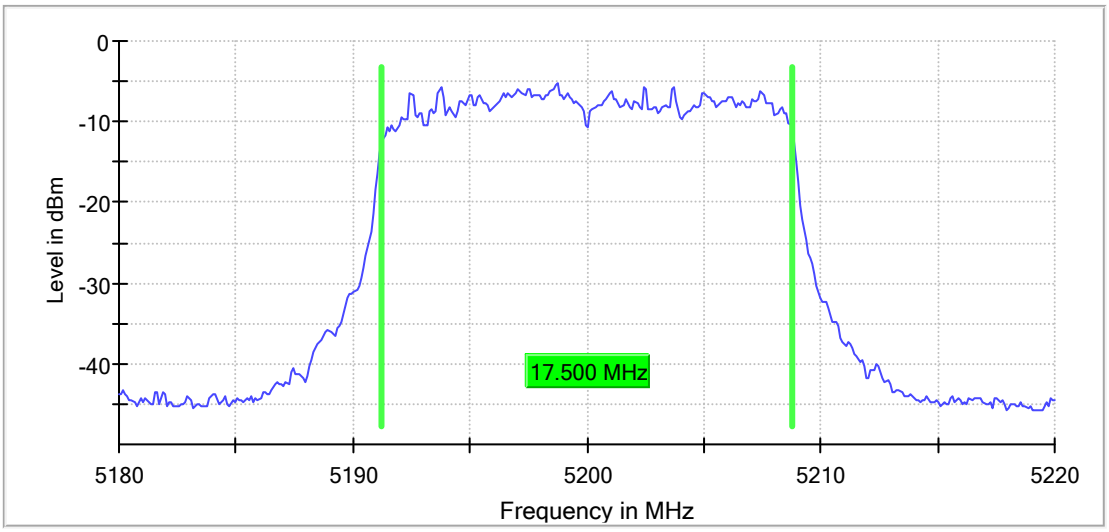

Measurement

Setting	Instrument Value	Target Value
Start Frequency	5.18000 GHz	5.18000 GHz
Stop Frequency	5.22000 GHz	5.22000 GHz
Span	40.000 MHz	40.000 MHz
RBW	200.000 kHz	>= 200.000 kHz
VBW	1.000 MHz	>= 600.000 kHz
SweepPoints	400	~ 400
Sweeptime	47.266 µs	AUTO
Reference Level	0.000 dBm	0.000 dBm
Attenuation	20.000 dB	AUTO
Detector	MaxPeak	MaxPeak
SweepCount	200	200
Filter	3 dB	3 dB
Trace Mode	Max Hold	Max Hold
Sweeptype	FFT	AUTO
Preamp	off	off
Stablemode	Trace	Trace
Stablevalue	0.30 dB	0.30 dB
Run	61 / max. 150	max. 150
Stable	5 / 5	5
Max Stable Difference	0.27 dB	0.30 dB

Occupied Channel Bandwidth 99% (5240 MHz; 20 MHz)

Test according to FCC title 47 part 15 §15.407(a),(e), KDB 789033 D02 General U-NII Test Procedures New Rules v02r01 D and ANSI C63.10-2013

99 % Bandwidth

DUT Frequency (MHz)	Bandwidth (MHz)	Limit Min (MHz)	Limit Max (MHz)	Band Edge Left (MHz)	Band Edge Right (MHz)
5240.000000	17.600000	---	---	5231.250000	5248.850000

(continuation of the "99 % Bandwidth" table from column 6 ...)

DUT Frequency (MHz)	Result
5240.000000	PASS

99 % Bandwidth

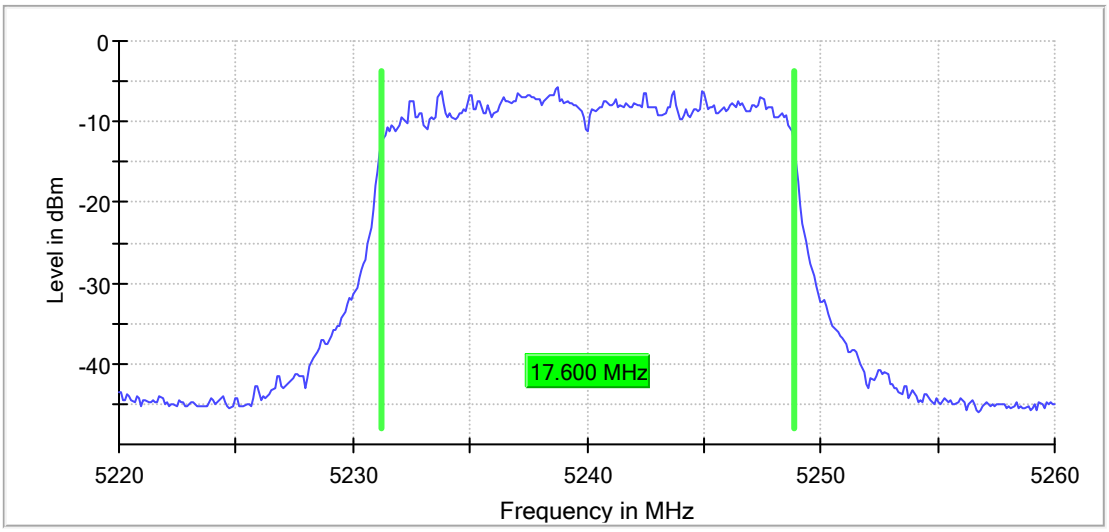

Measurement

Setting	Instrument Value	Target Value
Start Frequency	5.22000 GHz	5.22000 GHz
Stop Frequency	5.26000 GHz	5.26000 GHz
Span	40.000 MHz	40.000 MHz
RBW	200.000 kHz	>= 200.000 kHz
VBW	1.000 MHz	>= 600.000 kHz
SweepPoints	400	~ 400
Sweeptime	47.266 µs	AUTO
Reference Level	0.000 dBm	0.000 dBm
Attenuation	20.000 dB	AUTO
Detector	MaxPeak	MaxPeak
SweepCount	200	200
Filter	3 dB	3 dB
Trace Mode	Max Hold	Max Hold
Sweeptype	FFT	AUTO
Preamp	off	off
Stablemode	Trace	Trace
Stablevalue	0.30 dB	0.30 dB
Run	71 / max. 150	max. 150
Stable	5 / 5	5
Max Stable Difference	0.13 dB	0.30 dB

Occupied Channel Bandwidth 99% (5260 MHz; 20 MHz)

Test according to FCC title 47 part 15 §15.407(a),(e), KDB 789033 D02 General U-NII Test Procedures New Rules v02r01 D and ANSI C63.10-2013

99 % Bandwidth

DUT Frequency (MHz)	Bandwidth (MHz)	Limit Min (MHz)	Limit Max (MHz)	Band Edge Left (MHz)	Band Edge Right (MHz)
5260.000000	17.500000	---	---	5251.250000	5268.750000

(continuation of the "99 % Bandwidth" table from column 6 ...)

DUT Frequency (MHz)	Result
5260.000000	PASS

99 % Bandwidth

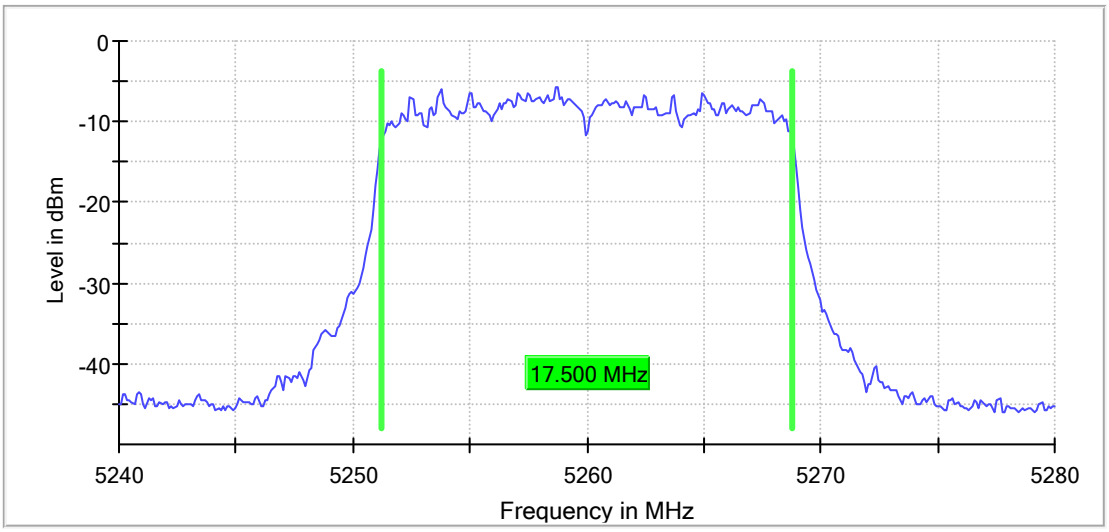

Measurement

Setting	Instrument Value	Target Value
Start Frequency	5.24000 GHz	5.24000 GHz
Stop Frequency	5.28000 GHz	5.28000 GHz
Span	40.000 MHz	40.000 MHz
RBW	200.000 kHz	>= 200.000 kHz
VBW	1.000 MHz	>= 600.000 kHz
SweepPoints	400	~ 400
Sweeptime	47.266 µs	AUTO
Reference Level	0.000 dBm	0.000 dBm
Attenuation	20.000 dB	AUTO
Detector	MaxPeak	MaxPeak
SweepCount	200	200
Filter	3 dB	3 dB
Trace Mode	Max Hold	Max Hold
Sweeptype	FFT	AUTO
Preamp	off	off
Stablemode	Trace	Trace
Stablevalue	0.30 dB	0.30 dB
Run	54 / max. 150	max. 150
Stable	5 / 5	5
Max Stable Difference	0.25 dB	0.30 dB

Occupied Channel Bandwidth 99% (5280 MHz; 20 MHz)

Test according to FCC title 47 part 15 §15.407(a),(e), KDB 789033 D02 General U-NII Test Procedures New Rules v02r01 D and ANSI C63.10-2013

99 % Bandwidth

DUT Frequency (MHz)	Bandwidth (MHz)	Limit Min (MHz)	Limit Max (MHz)	Band Edge Left (MHz)	Band Edge Right (MHz)
5280.000000	17.500000	---	---	5271.250000	5288.750000

(continuation of the "99 % Bandwidth" table from column 6 ...)

DUT Frequency (MHz)	Result
5280.000000	PASS

99 % Bandwidth

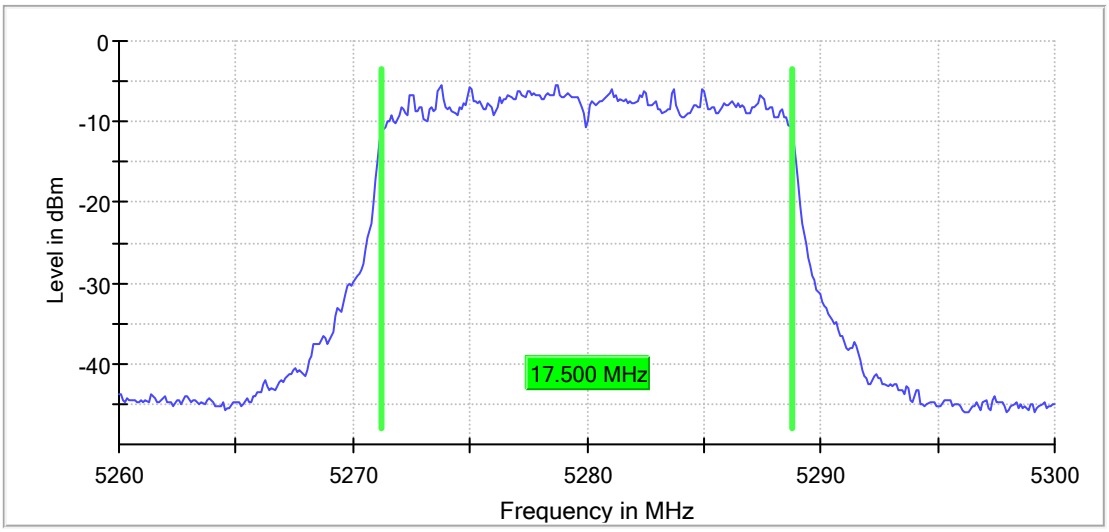

Measurement

Setting	Instrument Value	Target Value
Start Frequency	5.26000 GHz	5.26000 GHz
Stop Frequency	5.30000 GHz	5.30000 GHz
Span	40.000 MHz	40.000 MHz
RBW	200.000 kHz	>= 200.000 kHz
VBW	1.000 MHz	>= 600.000 kHz
SweepPoints	400	~ 400
Sweeptime	47.266 µs	AUTO
Reference Level	0.000 dBm	0.000 dBm
Attenuation	20.000 dB	AUTO
Detector	MaxPeak	MaxPeak
SweepCount	200	200
Filter	3 dB	3 dB
Trace Mode	Max Hold	Max Hold
Sweeptype	FFT	AUTO
Preamp	off	off
Stablemode	Trace	Trace
Stablevalue	0.30 dB	0.30 dB
Run	73 / max. 150	max. 150
Stable	5 / 5	5
Max Stable Difference	0.00 dB	0.30 dB

Occupied Channel Bandwidth 99% (5320 MHz; 20 MHz)

Test according to FCC title 47 part 15 §15.407(a),(e), KDB 789033 D02 General U-NII Test Procedures New Rules v02r01 D and ANSI C63.10-2013

99 % Bandwidth

DUT Frequency (MHz)	Bandwidth (MHz)	Limit Min (MHz)	Limit Max (MHz)	Band Edge Left (MHz)	Band Edge Right (MHz)
5320.000000	17.600000	---	---	5311.250000	5328.850000

(continuation of the "99 % Bandwidth" table from column 6 ...)

DUT Frequency (MHz)	Result
5320.000000	PASS

99 % Bandwidth

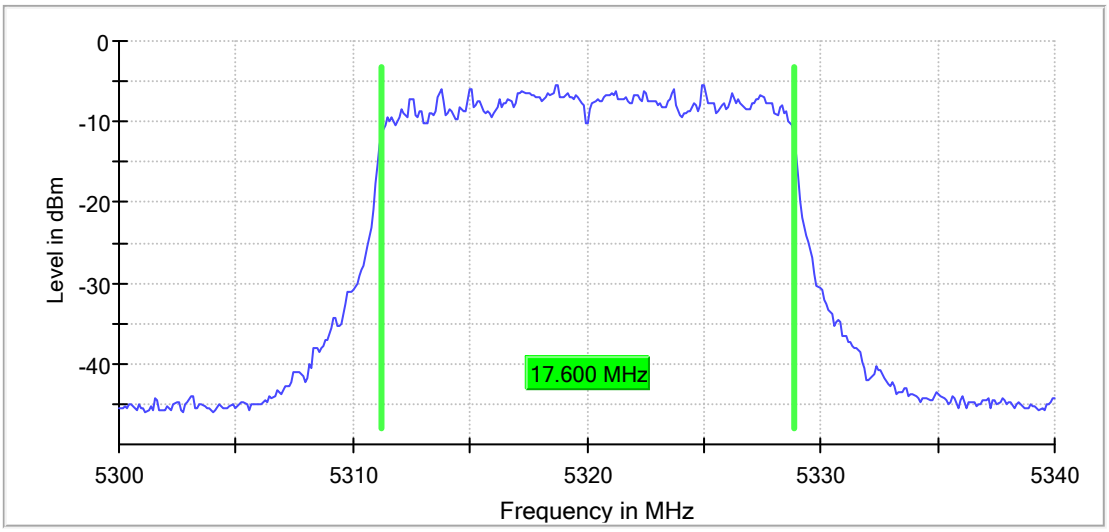

Measurement

Setting	Instrument Value	Target Value
Start Frequency	5.30000 GHz	5.30000 GHz
Stop Frequency	5.34000 GHz	5.34000 GHz
Span	40.000 MHz	40.000 MHz
RBW	200.000 kHz	>= 200.000 kHz
VBW	1.000 MHz	>= 600.000 kHz
SweepPoints	400	~ 400
Sweeptime	47.266 µs	AUTO
Reference Level	0.000 dBm	0.000 dBm
Attenuation	20.000 dB	AUTO
Detector	MaxPeak	MaxPeak
SweepCount	200	200
Filter	3 dB	3 dB
Trace Mode	Max Hold	Max Hold
Sweeptype	FFT	AUTO
Preamp	off	off
Stablemode	Trace	Trace
Stablevalue	0.30 dB	0.30 dB
Run	50 / max. 150	max. 150
Stable	5 / 5	5
Max Stable Difference	0.15 dB	0.30 dB

Occupied Channel Bandwidth 99% (5500 MHz; 20 MHz)

Test according to FCC title 47 part 15 §15.407(a),(e), KDB 789033 D02 General U-NII Test Procedures New Rules v02r01 D and ANSI C63.10-2013

99 % Bandwidth

DUT Frequency (MHz)	Bandwidth (MHz)	Limit Min (MHz)	Limit Max (MHz)	Band Edge Left (MHz)	Band Edge Right (MHz)
5500.000000	17.600000	---	---	5491.150000	5508.750000

(continuation of the "99 % Bandwidth" table from column 6 ...)

DUT Frequency (MHz)	Result
5500.000000	PASS

99 % Bandwidth

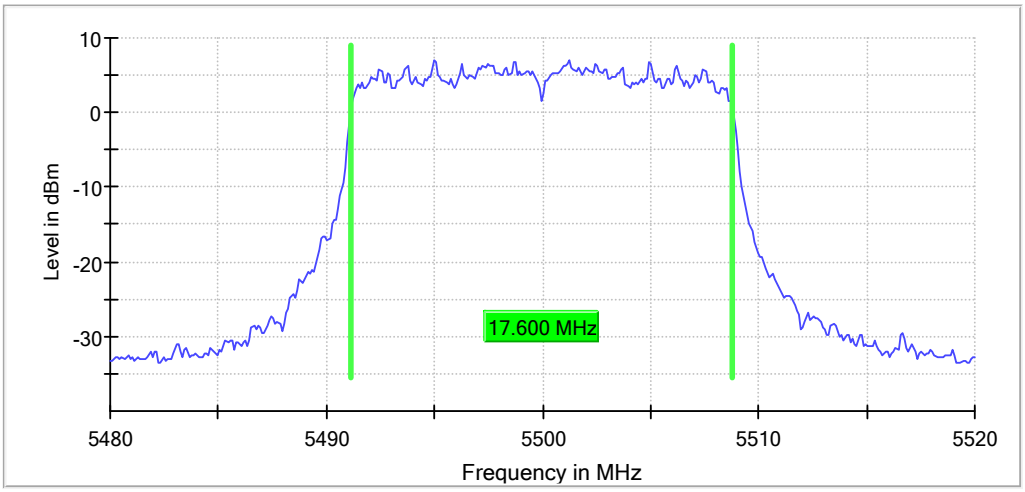

Measurement

Setting	Instrument Value	Target Value
Start Frequency	5.48000 GHz	5.48000 GHz
Stop Frequency	5.52000 GHz	5.52000 GHz
Span	40.000 MHz	40.000 MHz
RBW	200.000 kHz	>= 200.000 kHz
VBW	1.000 MHz	>= 600.000 kHz
SweepPoints	400	~ 400
Sweeptime	47.266 µs	AUTO
Reference Level	10.000 dBm	10.000 dBm
Attenuation	30.000 dB	AUTO
Detector	MaxPeak	MaxPeak
SweepCount	200	200
Filter	3 dB	3 dB
Trace Mode	Max Hold	Max Hold
Sweeptype	FFT	AUTO
Preamp	off	off
Stablemode	Trace	Trace
Stablevalue	0.30 dB	0.30 dB
Run	45 / max. 150	max. 150
Stable	5 / 5	5
Max Stable Difference	0.00 dB	0.30 dB

Occupied Channel Bandwidth 99% (5580 MHz; 20 MHz)

Test according to FCC title 47 part 15 §15.407(a),(e), KDB 789033 D02 General U-NII Test Procedures New Rules v02r01 D and ANSI C63.10-2013

99 % Bandwidth

DUT Frequency (MHz)	Bandwidth (MHz)	Limit Min (MHz)	Limit Max (MHz)	Band Edge Left (MHz)	Band Edge Right (MHz)
5580.000000	17.600000	---	---	5571.150000	5588.750000

(continuation of the "99 % Bandwidth" table from column 6 ...)

DUT Frequency (MHz)	Result
5580.000000	PASS

99 % Bandwidth

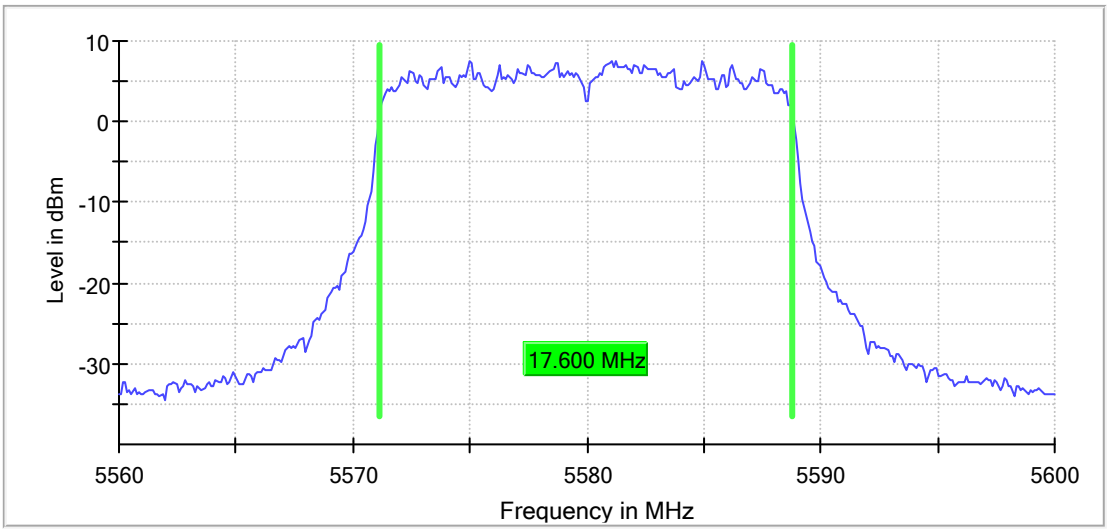

Measurement

Setting	Instrument Value	Target Value
Start Frequency	5.56000 GHz	5.56000 GHz
Stop Frequency	5.60000 GHz	5.60000 GHz
Span	40.000 MHz	40.000 MHz
RBW	200.000 kHz	>= 200.000 kHz
VBW	1.000 MHz	>= 600.000 kHz
SweepPoints	400	~ 400
Sweeptime	47.266 µs	AUTO
Reference Level	10.000 dBm	10.000 dBm
Attenuation	30.000 dB	AUTO
Detector	MaxPeak	MaxPeak
SweepCount	200	200
Filter	3 dB	3 dB
Trace Mode	Max Hold	Max Hold
Sweeptype	FFT	AUTO
Preamp	off	off
Stablemode	Trace	Trace
Stablevalue	0.30 dB	0.30 dB
Run	56 / max. 150	max. 150
Stable	5 / 5	5
Max Stable Difference	0.02 dB	0.30 dB

Occupied Channel Bandwidth 99% (5700 MHz; 20 MHz)

Test according to FCC title 47 part 15 §15.407(a),(e), KDB 789033 D02 General U-NII Test Procedures New Rules v02r01 D and ANSI C63.10-2013

99 % Bandwidth

DUT Frequency (MHz)	Bandwidth (MHz)	Limit Min (MHz)	Limit Max (MHz)	Band Edge Left (MHz)	Band Edge Right (MHz)
5700.000000	17.600000	---	---	5691.150000	5708.750000

(continuation of the "99 % Bandwidth" table from column 6 ...)

DUT Frequency (MHz)	Result
5700.000000	PASS

99 % Bandwidth

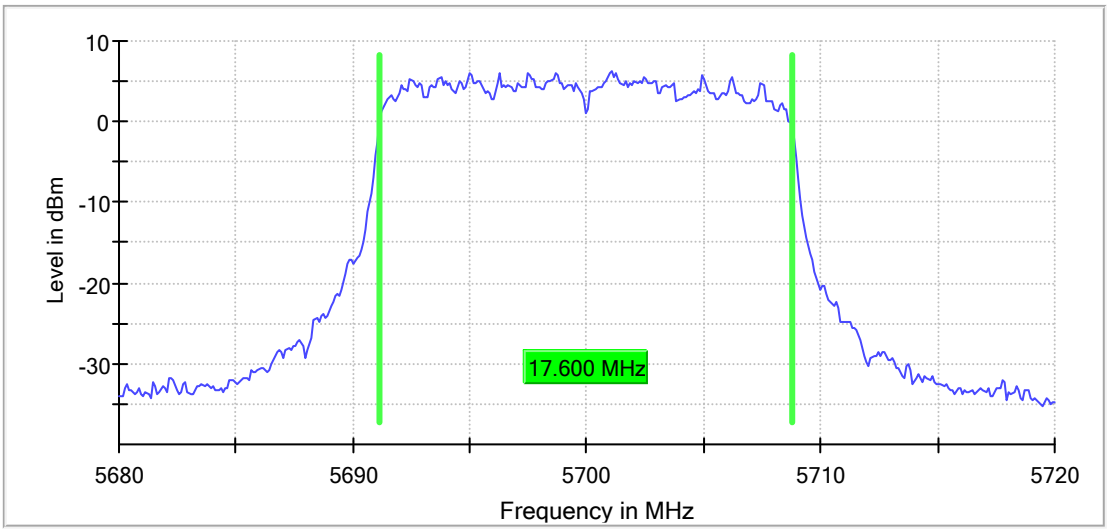

Measurement

Setting	Instrument Value	Target Value
Start Frequency	5.68000 GHz	5.68000 GHz
Stop Frequency	5.72000 GHz	5.72000 GHz
Span	40.000 MHz	40.000 MHz
RBW	200.000 kHz	>= 200.000 kHz
VBW	1.000 MHz	>= 600.000 kHz
SweepPoints	400	~ 400
Sweeptime	47.266 µs	AUTO
Reference Level	10.000 dBm	10.000 dBm
Attenuation	30.000 dB	AUTO
Detector	MaxPeak	MaxPeak
SweepCount	200	200
Filter	3 dB	3 dB
Trace Mode	Max Hold	Max Hold
Sweeptype	FFT	AUTO
Preamp	off	off
Stablemode	Trace	Trace
Stablevalue	0.30 dB	0.30 dB
Run	84 / max. 150	max. 150
Stable	5 / 5	5
Max Stable Difference	0.17 dB	0.30 dB

Occupied Channel Bandwidth 99% (5720 MHz; 20 MHz)

Test according to FCC title 47 part 15 §15.407(a),(e), KDB 789033 D02 General U-NII Test Procedures New Rules v02r01 D and ANSI C63.10-2013

99 % Bandwidth

DUT Frequency (MHz)	Bandwidth (MHz)	Bandwidth U-NII 2C (MHz)	Bandwidth U-NII 3 (MHz)	Limit Min (MHz)	Limit Max (MHz)
5720.000000	17.600000	13.850000	3.750000	---	---

(continuation of the "99 % Bandwidth" table from column 6 ...)

DUT Frequency (MHz)	Band Edge Left (MHz)	Band Edge Right (MHz)	Result
5720.000000	5711.150000	5728.750000	PASS

99 % Bandwidth

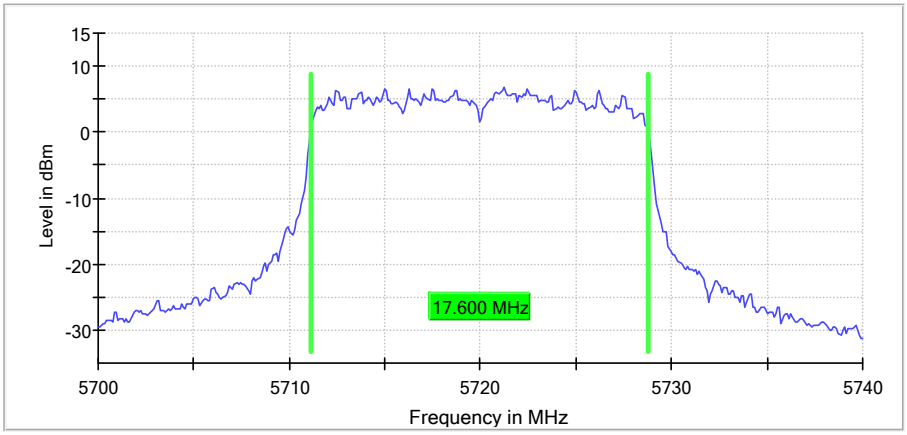

Measurement

Setting	Instrument Value	Target Value
Start Frequency	5.70000 GHz	5.70000 GHz
Stop Frequency	5.74000 GHz	5.74000 GHz
Span	40.000 MHz	40.000 MHz
RBW	200.000 kHz	>= 200.000 kHz
VBW	1.000 MHz	>= 600.000 kHz
SweepPoints	400	~ 400
Sweeptime	47.266 µs	AUTO
Reference Level	10.000 dBm	10.000 dBm
Attenuation	30.000 dB	AUTO
Detector	MaxPeak	MaxPeak
SweepCount	200	200
Filter	3 dB	3 dB
Trace Mode	Max Hold	Max Hold
Sweeptype	FFT	AUTO
Preamp	off	off
Stablemode	Trace	Trace
Stablevalue	0.30 dB	0.30 dB
Run	54 / max. 150	max. 150
Stable	5 / 5	5
Max Stable Difference	0.16 dB	0.30 dB

Occupied Channel Bandwidth 99% (5745 MHz; 20 MHz)

Test according to FCC title 47 part 15 §15.407(a),(e), KDB 789033 D02 General U-NII Test Procedures New Rules v02r01 D and ANSI C63.10-2013

99 % Bandwidth

DUT Frequency (MHz)	Bandwidth (MHz)	Limit Min (MHz)	Limit Max (MHz)	Band Edge Left (MHz)	Band Edge Right (MHz)
5745.000000	18.500000	---	---	5735.750000	5754.250000

(continuation of the "99 % Bandwidth" table from column 6 ...)

DUT Frequency (MHz)	Result
5745.000000	PASS

99 % Bandwidth

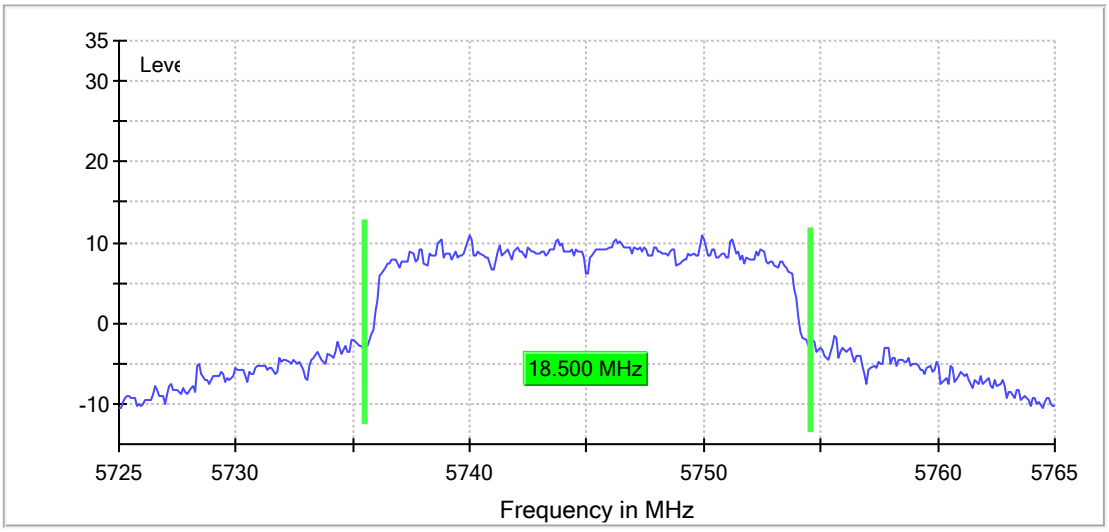

Measurement

Setting	Instrument Value	Target Value
Start Frequency	5.72500 GHz	5.72500 GHz
Stop Frequency	5.76500 GHz	5.76500 GHz
Span	40.000 MHz	40.000 MHz
RBW	200.000 kHz	>= 200.000 kHz
VBW	1.000 MHz	>= 600.000 kHz
SweepPoints	400	~ 400
Sweeptime	47.266 µs	AUTO
Reference Level	10.000 dBm	10.000 dBm
Attenuation	30.000 dB	AUTO
Detector	MaxPeak	MaxPeak
SweepCount	200	200
Filter	3 dB	3 dB
Trace Mode	Max Hold	Max Hold
Sweeptype	FFT	AUTO
Preamp	off	off
Stablemode	Trace	Trace
Stablevalue	0.30 dB	0.30 dB
Run	68 / max. 150	max. 150
Stable	5 / 5	5
Max Stable Difference	0.23 dB	0.30 dB

Occupied Channel Bandwidth 99% (5785 MHz; 20 MHz)

Test according to FCC title 47 part 15 §15.407(a),(e), KDB 789033 D02 General U-NII Test Procedures New Rules v02r01 D and ANSI C63.10-2013

99 % Bandwidth

DUT Frequency (MHz)	Bandwidth (MHz)	Limit Min (MHz)	Limit Max (MHz)	Band Edge Left (MHz)	Band Edge Right (MHz)
5785.000000	18.700000	---	---	5775.650000	5794.350000

(continuation of the "99 % Bandwidth" table from column 6 ...)

DUT Frequency (MHz)	Result
5785.000000	PASS

99 % Bandwidth

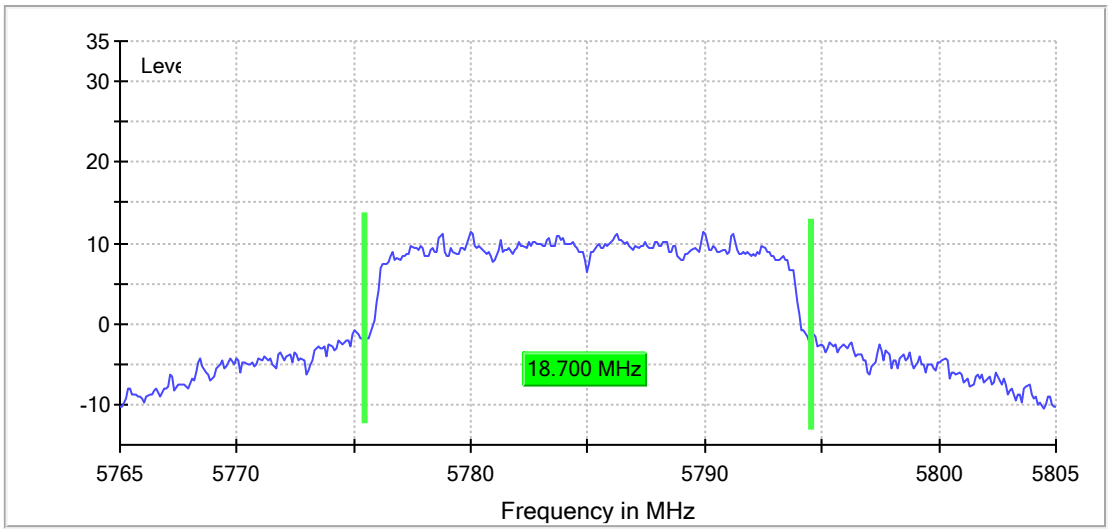

Measurement

Setting	Instrument Value	Target Value
Start Frequency	5.76500 GHz	5.76500 GHz
Stop Frequency	5.80500 GHz	5.80500 GHz
Span	40.000 MHz	40.000 MHz
RBW	200.000 kHz	>= 200.000 kHz
VBW	1.000 MHz	>= 600.000 kHz
SweepPoints	400	~ 400
Sweeptime	47.266 µs	AUTO
Reference Level	10.000 dBm	10.000 dBm
Attenuation	30.000 dB	AUTO
Detector	MaxPeak	MaxPeak
SweepCount	200	200
Filter	3 dB	3 dB
Trace Mode	Max Hold	Max Hold
Sweeptype	FFT	AUTO
Preamp	off	off
Stablemode	Trace	Trace
Stablevalue	0.30 dB	0.30 dB
Run	68 / max. 150	max. 150
Stable	5 / 5	5
Max Stable Difference	0.00 dB	0.30 dB

Occupied Channel Bandwidth 99% (5825 MHz; 20 MHz)

Test according to FCC title 47 part 15 §15.407(a),(e), KDB 789033 D02 General U-NII Test Procedures New Rules v02r01 D and ANSI C63.10-2013

99 % Bandwidth

DUT Frequency (MHz)	Bandwidth (MHz)	Limit Min (MHz)	Limit Max (MHz)	Band Edge Left (MHz)	Band Edge Right (MHz)
5825.000000	18.600000	---	---	5815.750000	5834.350000

(continuation of the "99 % Bandwidth" table from column 6 ...)

DUT Frequency (MHz)	Result
5825.000000	PASS

99 % Bandwidth

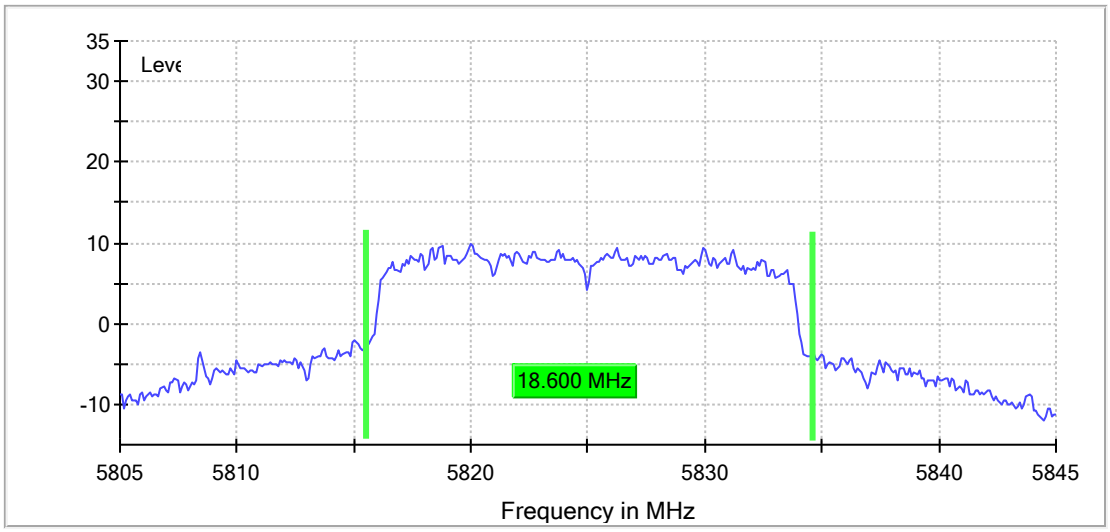

Measurement

Setting	Instrument Value	Target Value
Start Frequency	5.80500 GHz	5.80500 GHz
Stop Frequency	5.84500 GHz	5.84500 GHz
Span	40.000 MHz	40.000 MHz
RBW	200.000 kHz	>= 200.000 kHz
VBW	1.000 MHz	>= 600.000 kHz
SweepPoints	400	~ 400
Sweeptime	47.266 µs	AUTO
Reference Level	10.000 dBm	10.000 dBm
Attenuation	30.000 dB	AUTO
Detector	MaxPeak	MaxPeak
SweepCount	200	200
Filter	3 dB	3 dB
Trace Mode	Max Hold	Max Hold
Sweeptype	FFT	AUTO
Preamp	off	off
Stablemode	Trace	Trace
Stablevalue	0.30 dB	0.30 dB
Run	103 / max. 150	max. 150
Stable	5 / 5	5
Max Stable Difference	0.00 dB	0.30 dB

802.11N40:
Occupied Channel Bandwidth 99% (5190 MHz; 40 MHz)

Test according to FCC title 47 part 15 §15.407(a),(e), KDB 789033 D02 General U-NII Test Procedures New Rules v02r01 D and ANSI C63.10-2013

99 % Bandwidth

DUT Frequency (MHz)	Bandwidth (MHz)	Limit Min (MHz)	Limit Max (MHz)	Band Edge Left (MHz)	Band Edge Right (MHz)
5190.000000	36.250000	---	---	5171.875000	5208.125000

(continuation of the "99 % Bandwidth" table from column 6 ...)

DUT Frequency (MHz)	Result
5190.000000	PASS

99 % Bandwidth

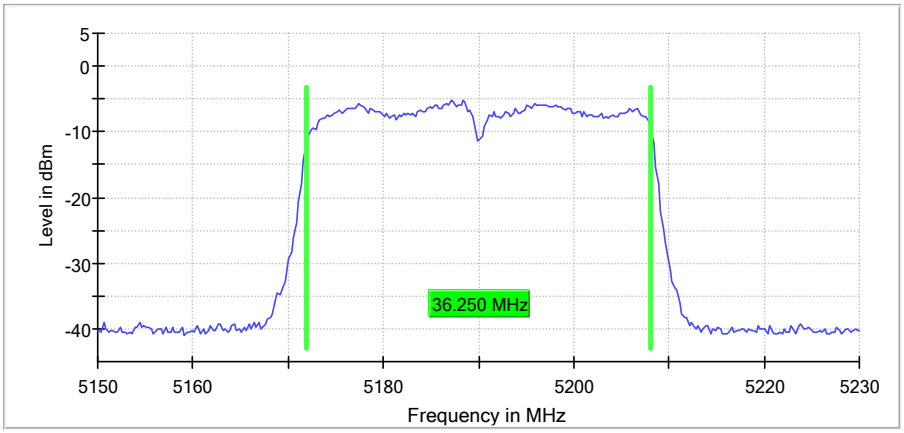

Measurement

Setting	Instrument Value	Target Value
Start Frequency	5.15000 GHz	5.15000 GHz
Stop Frequency	5.23000 GHz	5.23000 GHz
Span	80.000 MHz	80.000 MHz
RBW	500.000 kHz	>= 400.000 kHz
VBW	2.000 MHz	>= 1.500 MHz
SweepPoints	320	~ 320
Sweeptime	1.000 ms	AUTO
Reference Level	0.000 dBm	0.000 dBm
Attenuation	20.000 dB	AUTO
Detector	MaxPeak	MaxPeak
SweepCount	200	200
Filter	3 dB	3 dB
Trace Mode	Max Hold	Max Hold
Sweeptype	Sweep	AUTO
Preamp	off	off
Stablemode	Trace	Trace
Stablevalue	0.30 dB	0.30 dB
Run	57 / max. 150	max. 150
Stable	5 / 5	5
Max Stable Difference	0.29 dB	0.30 dB

Occupied Channel Bandwidth 99% (5230 MHz; 40 MHz)

Test according to FCC title 47 part 15 §15.407(a),(e), KDB 789033 D02 General U-NII Test Procedures New Rules v02r01 D and ANSI C63.10-2013

99 % Bandwidth

DUT Frequency (MHz)	Bandwidth (MHz)	Limit Min (MHz)	Limit Max (MHz)	Band Edge Left (MHz)	Band Edge Right (MHz)
5230.000000	36.000000	---	---	5212.125000	5248.125000

(continuation of the "99 % Bandwidth" table from column 6 ...)

DUT Frequency (MHz)	Result
5230.000000	PASS

99 % Bandwidth

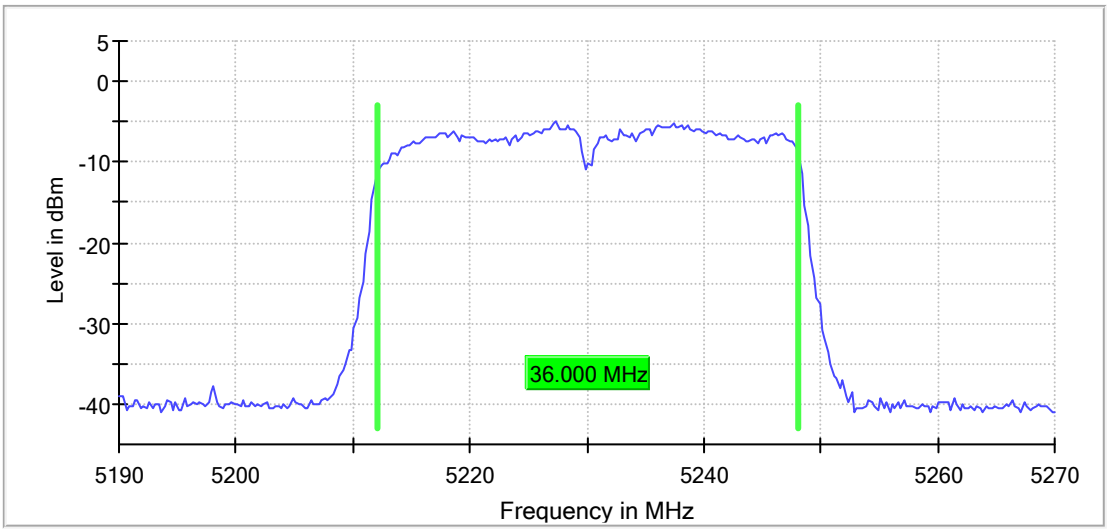

Measurement

Setting	Instrument Value	Target Value
Start Frequency	5.19000 GHz	5.19000 GHz
Stop Frequency	5.27000 GHz	5.27000 GHz
Span	80.000 MHz	80.000 MHz
RBW	500.000 kHz	>= 400.000 kHz
VBW	2.000 MHz	>= 1.500 MHz
SweepPoints	320	~ 320
Sweeptime	1.000 ms	AUTO
Reference Level	0.000 dBm	0.000 dBm
Attenuation	20.000 dB	AUTO
Detector	MaxPeak	MaxPeak
SweepCount	200	200
Filter	3 dB	3 dB
Trace Mode	Max Hold	Max Hold
Sweeptype	Sweep	AUTO
Preamp	off	off
Stablemode	Trace	Trace
Stablevalue	0.30 dB	0.30 dB
Run	64 / max. 150	max. 150
Stable	5 / 5	5
Max Stable Difference	0.15 dB	0.30 dB

Test according to FCC title 47 part 15 §15.407(a),(e), KDB 789033 D02 General U-NII Test Procedures New Rules v02r01 D and ANSI C63.10-2013

99 % Bandwidth

DUT Frequency (MHz)	Bandwidth (MHz)	Limit Min (MHz)	Limit Max (MHz)	Band Edge Left (MHz)	Band Edge Right (MHz)
5270.000000	36.250000	---	---	5251.875000	5288.125000

(continuation of the "99 % Bandwidth" table from column 6 ...)

DUT Frequency (MHz)	Result
5270.000000	PASS

99 % Bandwidth

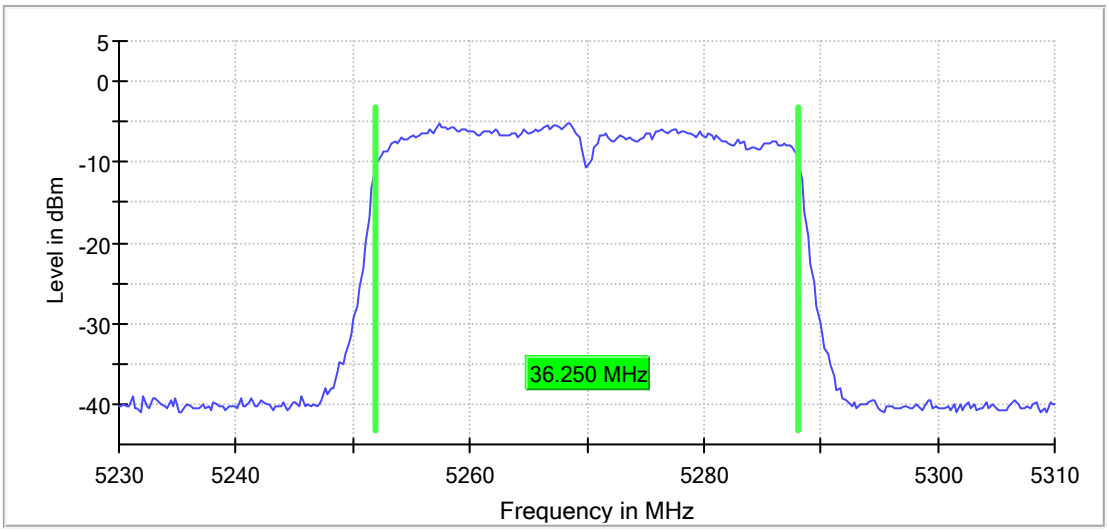

Measurement

Setting	Instrument Value	Target Value
Start Frequency	5.23000 GHz	5.23000 GHz
Stop Frequency	5.31000 GHz	5.31000 GHz
Span	80.000 MHz	80.000 MHz
RBW	500.000 kHz	>= 400.000 kHz
VBW	2.000 MHz	>= 1.500 MHz
SweepPoints	320	~ 320
Sweeptime	1.000 ms	AUTO
Reference Level	0.000 dBm	0.000 dBm
Attenuation	20.000 dB	AUTO
Detector	MaxPeak	MaxPeak
SweepCount	200	200
Filter	3 dB	3 dB
Trace Mode	Max Hold	Max Hold
Sweeptype	Sweep	AUTO
Preamp	off	off
Stablemode	Trace	Trace
Stablevalue	0.30 dB	0.30 dB
Run	78 / max. 150	max. 150
Stable	5 / 5	5
Max Stable Difference	0.18 dB	0.30 dB

Occupied Channel Bandwidth 99% (5310 MHz; 40 MHz)

Test according to FCC title 47 part 15 §15.407(a),(e), KDB 789033 D02 General U-NII Test Procedures New Rules v02r01 D and ANSI C63.10-2013

99 % Bandwidth

DUT Frequency (MHz)	Bandwidth (MHz)	Limit Min (MHz)	Limit Max (MHz)	Band Edge Left (MHz)	Band Edge Right (MHz)
5310.000000	36.250000	---	---	5291.875000	5328.125000

(continuation of the "99 % Bandwidth" table from column 6 ...)

DUT Frequency (MHz)	Result
5310.000000	PASS

99 % Bandwidth

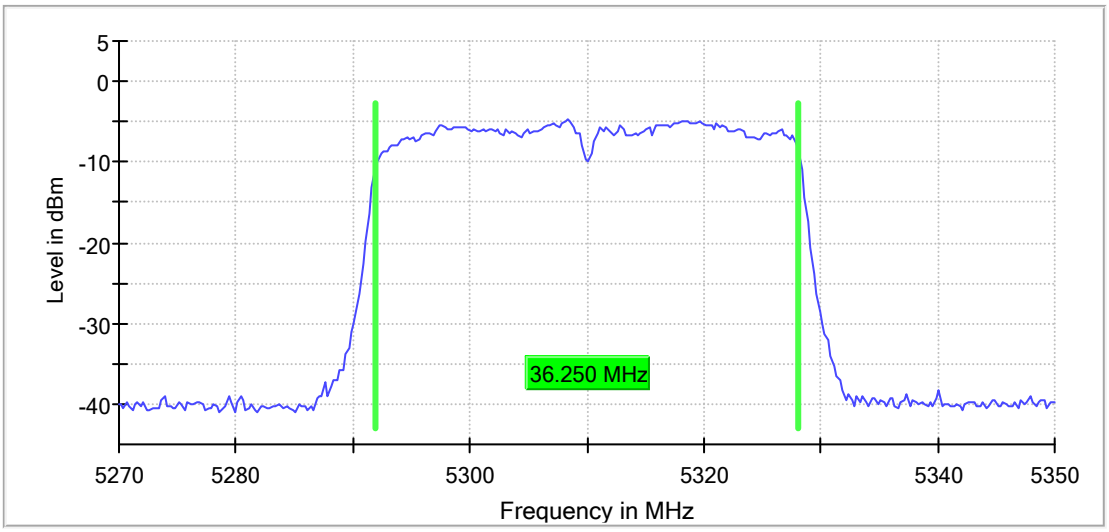

Measurement

Setting	Instrument Value	Target Value
Start Frequency	5.27000 GHz	5.27000 GHz
Stop Frequency	5.35000 GHz	5.35000 GHz
Span	80.000 MHz	80.000 MHz
RBW	500.000 kHz	>= 400.000 kHz
VBW	2.000 MHz	>= 1.500 MHz
SweepPoints	320	~ 320
Sweeptime	1.000 ms	AUTO
Reference Level	0.000 dBm	0.000 dBm
Attenuation	20.000 dB	AUTO
Detector	MaxPeak	MaxPeak
SweepCount	200	200
Filter	3 dB	3 dB
Trace Mode	Max Hold	Max Hold
Sweeptype	Sweep	AUTO
Preamp	off	off
Stablemode	Trace	Trace
Stablevalue	0.30 dB	0.30 dB
Run	87 / max. 150	max. 150
Stable	5 / 5	5
Max Stable Difference	0.09 dB	0.30 dB

Occupied Channel Bandwidth 99% (5510 MHz; 40 MHz)

Test according to FCC title 47 part 15 §15.407(a),(e), KDB 789033 D02 General U-NII Test Procedures New Rules v02r01 D and ANSI C63.10-2013

99 % Bandwidth

DUT Frequency (MHz)	Bandwidth (MHz)	Limit Min (MHz)	Limit Max (MHz)	Band Edge Left (MHz)	Band Edge Right (MHz)
5510.000000	36.250000	---	---	5491.875000	5528.125000

(continuation of the "99 % Bandwidth" table from column 6 ...)

DUT Frequency (MHz)	Result
5510.000000	PASS

99 % Bandwidth

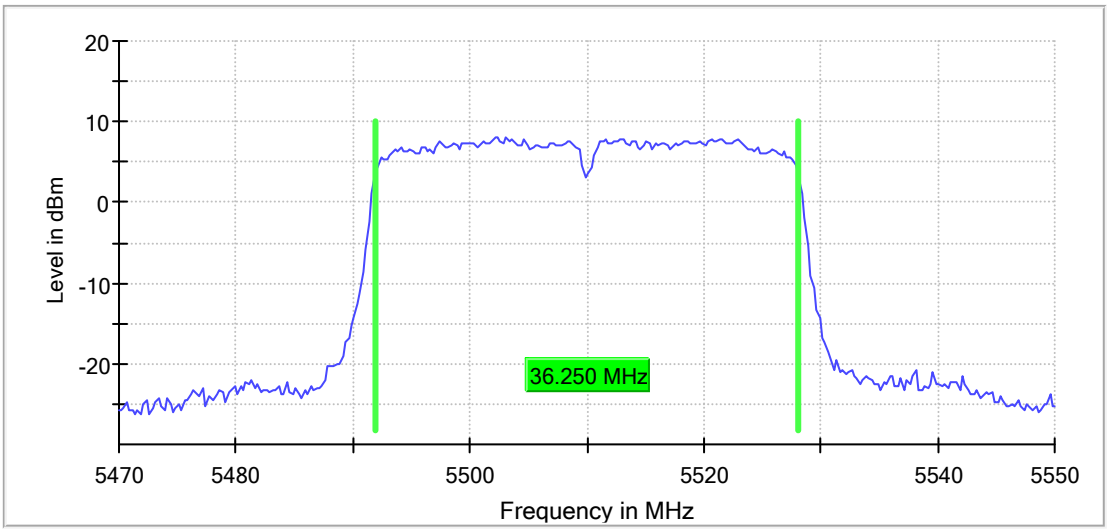

Measurement

Setting	Instrument Value	Target Value
Start Frequency	5.47000 GHz	5.47000 GHz
Stop Frequency	5.55000 GHz	5.55000 GHz
Span	80.000 MHz	80.000 MHz
RBW	500.000 kHz	>= 400.000 kHz
VBW	2.000 MHz	>= 1.500 MHz
SweepPoints	320	~ 320
Sweeptime	1.000 ms	AUTO
Reference Level	10.000 dBm	10.000 dBm
Attenuation	30.000 dB	AUTO
Detector	MaxPeak	MaxPeak
SweepCount	200	200
Filter	3 dB	3 dB
Trace Mode	Max Hold	Max Hold
Sweeptype	Sweep	AUTO
Preamp	off	off
Stablemode	Trace	Trace
Stablevalue	0.30 dB	0.30 dB
Run	67 / max. 150	max. 150
Stable	5 / 5	5
Max Stable Difference	0.26 dB	0.30 dB

Occupied Channel Bandwidth 99% (5550 MHz; 40 MHz)

Test according to FCC title 47 part 15 §15.407(a),(e), KDB 789033 D02 General U-NII Test Procedures New Rules v02r01 D and ANSI C63.10-2013

99 % Bandwidth

DUT Frequency (MHz)	Bandwidth (MHz)	Limit Min (MHz)	Limit Max (MHz)	Band Edge Left (MHz)	Band Edge Right (MHz)
5550.000000	36.250000	---	---	5531.875000	5568.125000

(continuation of the "99 % Bandwidth" table from column 6 ...)

DUT Frequency (MHz)	Result
5550.000000	PASS

99 % Bandwidth

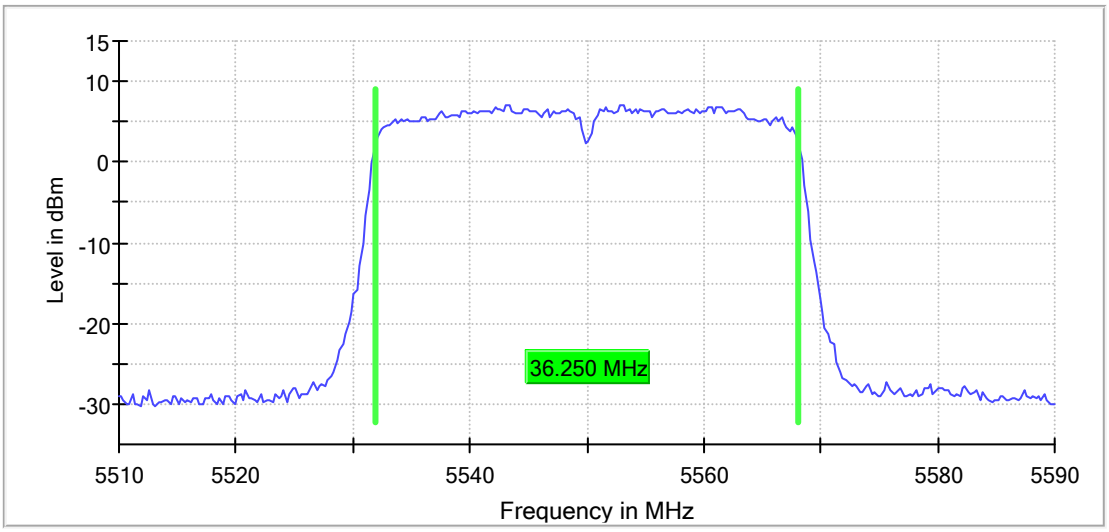

Measurement

Setting	Instrument Value	Target Value
Start Frequency	5.51000 GHz	5.51000 GHz
Stop Frequency	5.59000 GHz	5.59000 GHz
Span	80.000 MHz	80.000 MHz
RBW	500.000 kHz	>= 400.000 kHz
VBW	2.000 MHz	>= 1.500 MHz
SweepPoints	320	~ 320
Sweeptime	1.000 ms	AUTO
Reference Level	10.000 dBm	10.000 dBm
Attenuation	30.000 dB	AUTO
Detector	MaxPeak	MaxPeak
SweepCount	200	200
Filter	3 dB	3 dB
Trace Mode	Max Hold	Max Hold
Sweeptype	Sweep	AUTO
Preamp	off	off
Stablemode	Trace	Trace
Stablevalue	0.30 dB	0.30 dB
Run	62 / max. 150	max. 150
Stable	5 / 5	5
Max Stable Difference	0.24 dB	0.30 dB

Occupied Channel Bandwidth 99% (5670 MHz; 40 MHz)

Test according to FCC title 47 part 15 §15.407(a),(e), KDB 789033 D02 General U-NII Test Procedures New Rules v02r01 D and ANSI C63.10-2013

99 % Bandwidth

DUT Frequency (MHz)	Bandwidth (MHz)	Limit Min (MHz)	Limit Max (MHz)	Band Edge Left (MHz)	Band Edge Right (MHz)
5670.000000	36.250000	---	---	5651.875000	5688.125000

(continuation of the "99 % Bandwidth" table from column 6 ...)

DUT Frequency (MHz)	Result
5670.000000	PASS

99 % Bandwidth

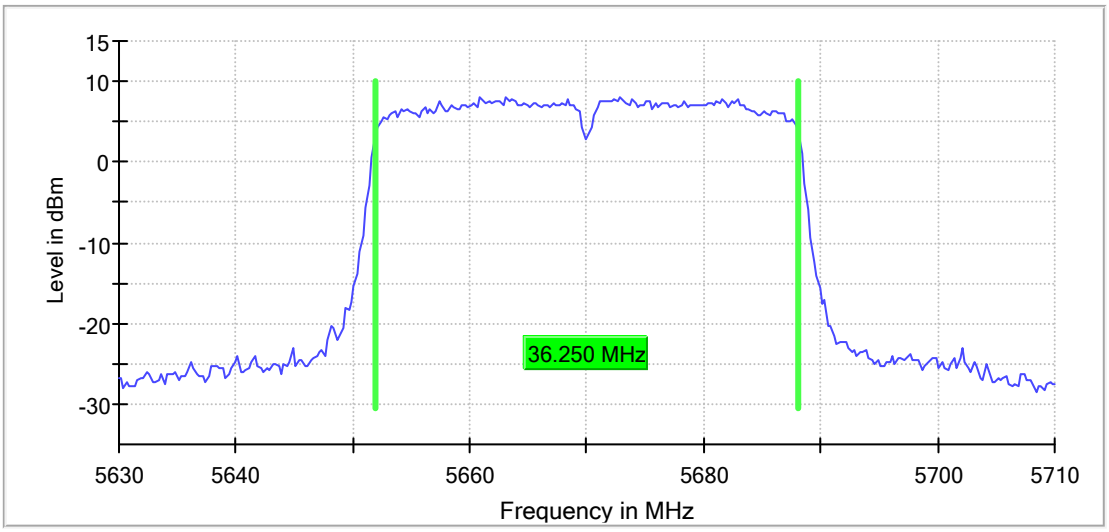

Measurement

Setting	Instrument Value	Target Value
Start Frequency	5.63000 GHz	5.63000 GHz
Stop Frequency	5.71000 GHz	5.71000 GHz
Span	80.000 MHz	80.000 MHz
RBW	500.000 kHz	>= 400.000 kHz
VBW	2.000 MHz	>= 1.500 MHz
SweepPoints	320	~ 320
Sweeptime	1.000 ms	AUTO
Reference Level	10.000 dBm	10.000 dBm
Attenuation	30.000 dB	AUTO
Detector	MaxPeak	MaxPeak
SweepCount	200	200
Filter	3 dB	3 dB
Trace Mode	Max Hold	Max Hold
Sweeptype	Sweep	AUTO
Preamp	off	off
Stablemode	Trace	Trace
Stablevalue	0.30 dB	0.30 dB
Run	61 / max. 150	max. 150
Stable	5 / 5	5
Max Stable Difference	0.28 dB	0.30 dB

Occupied Channel Bandwidth 99% (5710 MHz; 40 MHz)

Test according to FCC title 47 part 15 §15.407(a),(e), KDB 789033 D02 General U-NII Test Procedures New Rules v02r01 D and ANSI C63.10-2013

99 % Bandwidth

DUT Frequency (MHz)	Bandwidth (MHz)	Bandwidth U-NII 2C (MHz)	Bandwidth U-NII 3 (MHz)	Limit Min (MHz)	Limit Max (MHz)
5710.000000	36.250000	33.125000	3.125000	---	---

(continuation of the "99 % Bandwidth" table from column 6 ...)

DUT Frequency (MHz)	Band Edge Left (MHz)	Band Edge Right (MHz)	Result
5710.000000	5691.875000	5728.125000	PASS

99 % Bandwidth

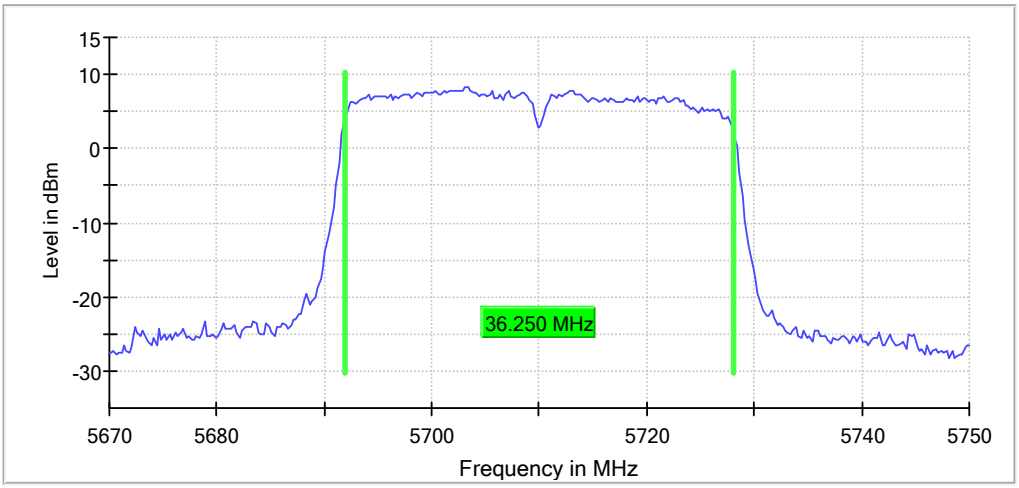

Measurement

Setting	Instrument Value	Target Value
Start Frequency	5.67000 GHz	5.67000 GHz
Stop Frequency	5.75000 GHz	5.75000 GHz
Span	80.000 MHz	80.000 MHz
RBW	500.000 kHz	>= 400.000 kHz
VBW	2.000 MHz	>= 1.500 MHz
SweepPoints	320	~ 320
Sweeptime	1.000 ms	AUTO
Reference Level	10.000 dBm	10.000 dBm
Attenuation	30.000 dB	AUTO
Detector	MaxPeak	MaxPeak
SweepCount	200	200
Filter	3 dB	3 dB
Trace Mode	Max Hold	Max Hold
Sweeptype	Sweep	AUTO
Preamp	off	off
Stablemode	Trace	Trace
Stablevalue	0.30 dB	0.30 dB
Run	64 / max. 150	max. 150
Stable	5 / 5	5
Max Stable Difference	0.10 dB	0.30 dB

Occupied Channel Bandwidth 99% (5755 MHz; 40 MHz)

Test according to FCC title 47 part 15 §15.407(a),(e), KDB 789033 D02 General U-NII Test Procedures New Rules v02r01 D and ANSI C63.10-2013

99 % Bandwidth

DUT Frequency (MHz)	Bandwidth (MHz)	Limit Min (MHz)	Limit Max (MHz)	Band Edge Left (MHz)	Band Edge Right (MHz)
5755.000000	38.750000	---	---	5735.875000	5774.625000

(continuation of the "99 % Bandwidth" table from column 6 ...)

DUT Frequency (MHz)	Result
5755.000000	PASS

99 % Bandwidth

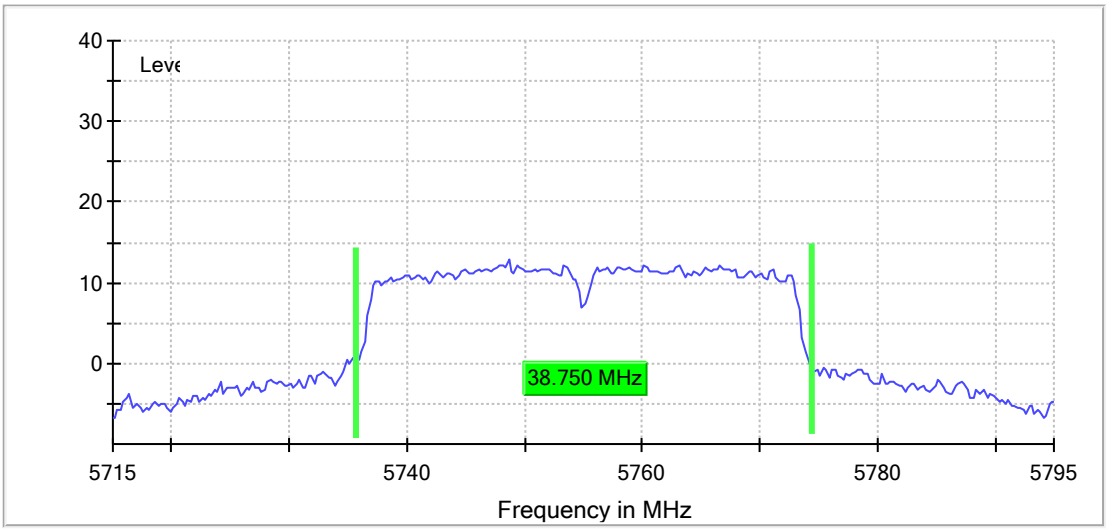

Measurement

Setting	Instrument Value	Target Value
Start Frequency	5.71500 GHz	5.71500 GHz
Stop Frequency	5.79500 GHz	5.79500 GHz
Span	80.000 MHz	80.000 MHz
RBW	500.000 kHz	>= 400.000 kHz
VBW	2.000 MHz	>= 1.500 MHz
SweepPoints	320	~ 320
Sweeptime	1.000 ms	AUTO
Reference Level	10.000 dBm	10.000 dBm
Attenuation	30.000 dB	AUTO
Detector	MaxPeak	MaxPeak
SweepCount	200	200
Filter	3 dB	3 dB
Trace Mode	Max Hold	Max Hold
Sweeptype	Sweep	AUTO
Preamp	off	off
Stablemode	Trace	Trace
Stablevalue	0.30 dB	0.30 dB
Run	77 / max. 150	max. 150
Stable	5 / 5	5
Max Stable Difference	0.14 dB	0.30 dB

Occupied Channel Bandwidth 99% (5795 MHz; 40 MHz)

Test according to FCC title 47 part 15 §15.407(a),(e), KDB 789033 D02 General U-NII Test Procedures New Rules v02r01 D and ANSI C63.10-2013

99 % Bandwidth

DUT Frequency (MHz)	Bandwidth (MHz)	Limit Min (MHz)	Limit Max (MHz)	Band Edge Left (MHz)	Band Edge Right (MHz)
5795.000000	38.550000	---	---	5775.625000	5814.175000

(continuation of the "99 % Bandwidth" table from column 6 ...)

DUT Frequency (MHz)	Result
5795.000000	PASS

99 % Bandwidth

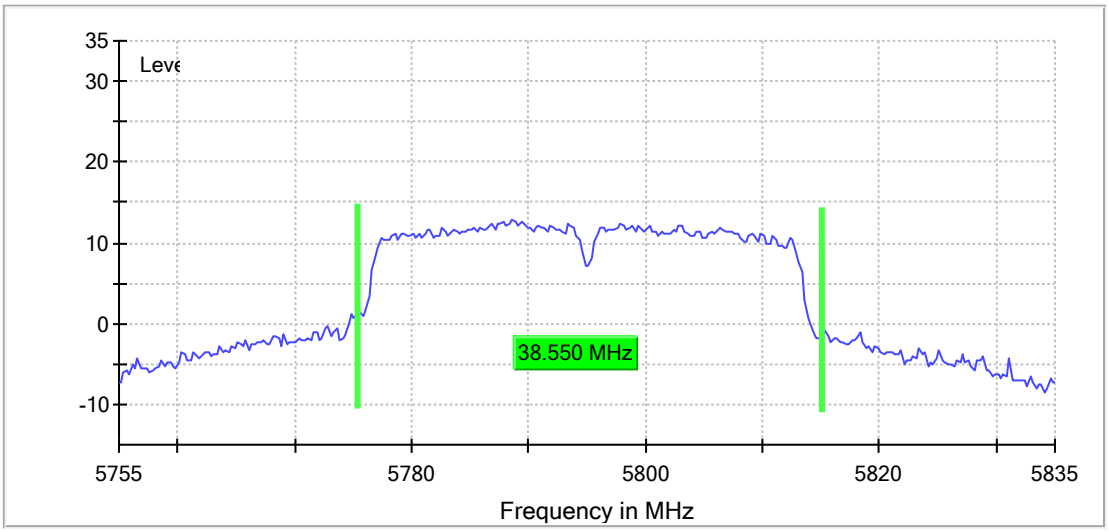

Measurement

Setting	Instrument Value	Target Value
Start Frequency	5.75500 GHz	5.75500 GHz
Stop Frequency	5.83500 GHz	5.83500 GHz
Span	80.000 MHz	80.000 MHz
RBW	500.000 kHz	>= 400.000 kHz
VBW	2.000 MHz	>= 1.500 MHz
SweepPoints	320	~ 320
Sweeptime	1.000 ms	AUTO
Reference Level	10.000 dBm	10.000 dBm
Attenuation	30.000 dB	AUTO
Detector	MaxPeak	MaxPeak
SweepCount	200	200
Filter	3 dB	3 dB
Trace Mode	Max Hold	Max Hold
Sweeptype	Sweep	AUTO
Preamp	off	off
Stablemode	Trace	Trace
Stablevalue	0.30 dB	0.30 dB
Run	69 / max. 150	max. 150
Stable	5 / 5	5
Max Stable Difference	0.23 dB	0.30 dB

802.11AC20:

Test according to FCC title 47 part 15 §15.407(a),(e), KDB 789033 D02 General U-NII Test Procedures New Rules v02r01 D and ANSI C63.10-2013

99 % Bandwidth

DUT Frequency (MHz)	Bandwidth (MHz)	Limit Min (MHz)	Limit Max (MHz)	Band Edge Left (MHz)	Band Edge Right (MHz)
5180.000000	17.500000	---	---	5171.250000	5188.750000

(continuation of the "99 % Bandwidth" table from column 6 ...)

DUT Frequency (MHz)	Result
5180.000000	PASS

99 % Bandwidth

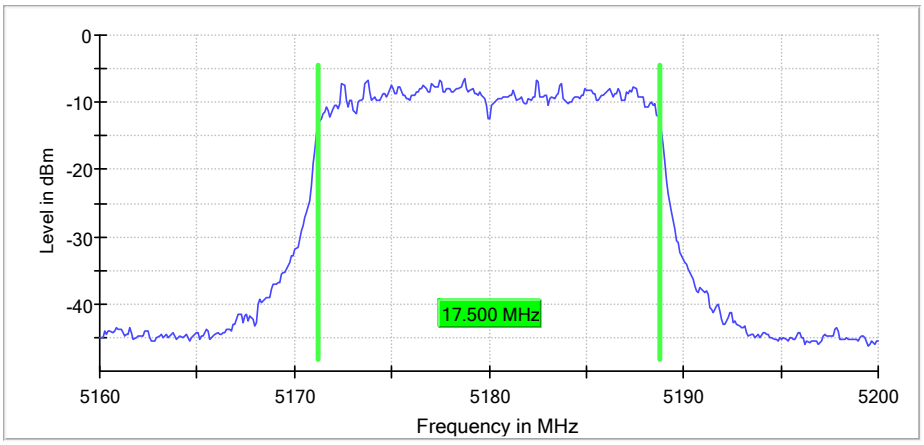

Measurement

Setting	Instrument Value	Target Value
Start Frequency	5.16000 GHz	5.16000 GHz
Stop Frequency	5.20000 GHz	5.20000 GHz
Span	40.000 MHz	40.000 MHz
RBW	200.000 kHz	>= 200.000 kHz
VBW	1.000 MHz	>= 600.000 kHz
SweepPoints	400	~ 400
Sweeptime	47.266 µs	AUTO
Reference Level	0.000 dBm	0.000 dBm
Attenuation	20.000 dB	AUTO
Detector	MaxPeak	MaxPeak
SweepCount	200	200
Filter	3 dB	3 dB
Trace Mode	Max Hold	Max Hold
Sweeptype	FFT	AUTO
Preamp	off	off
Stablemode	Trace	Trace
Stablevalue	0.30 dB	0.30 dB
Run	41 / max. 150	max. 150
Stable	5 / 5	5
Max Stable Difference	0.20 dB	0.30 dB

Occupied Channel Bandwidth 99% (5200 MHz; 20 MHz)

Test according to FCC title 47 part 15 §15.407(a),(e), KDB 789033 D02 General U-NII Test Procedures New Rules v02r01 D and ANSI C63.10-2013

99 % Bandwidth

DUT Frequency (MHz)	Bandwidth (MHz)	Limit Min (MHz)	Limit Max (MHz)	Band Edge Left (MHz)	Band Edge Right (MHz)
5200.000000	17.500000	---	---	5191.250000	5208.750000

(continuation of the "99 % Bandwidth" table from column 6 ...)

DUT Frequency (MHz)	Result
5200.000000	PASS

99 % Bandwidth

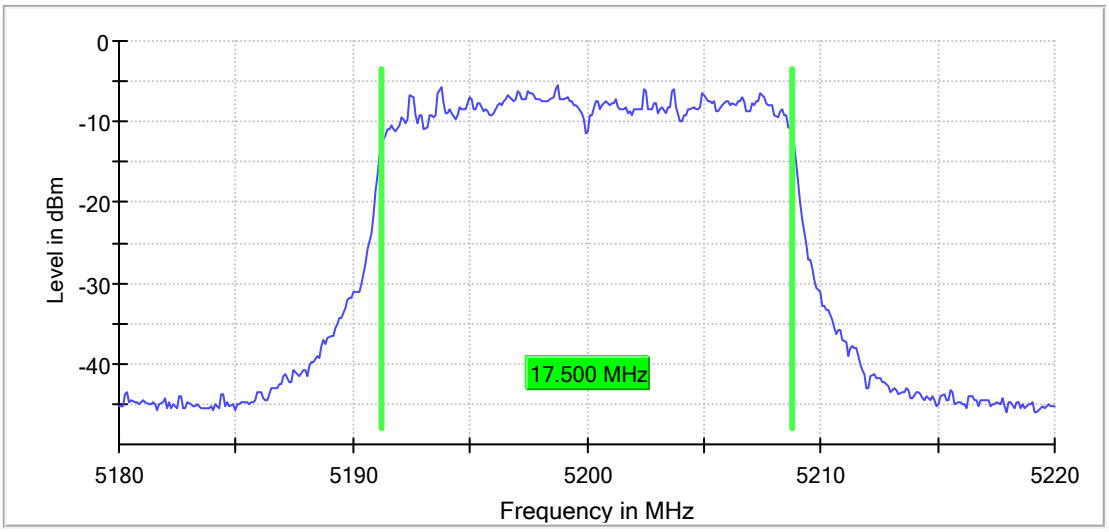

Measurement

Setting	Instrument Value	Target Value
Start Frequency	5.18000 GHz	5.18000 GHz
Stop Frequency	5.22000 GHz	5.22000 GHz
Span	40.000 MHz	40.000 MHz
RBW	200.000 kHz	>= 200.000 kHz
VBW	1.000 MHz	>= 600.000 kHz
SweepPoints	400	~ 400
Sweeptime	47.266 µs	AUTO
Reference Level	0.000 dBm	0.000 dBm
Attenuation	20.000 dB	AUTO
Detector	MaxPeak	MaxPeak
SweepCount	200	200
Filter	3 dB	3 dB
Trace Mode	Max Hold	Max Hold
Sweeptype	FFT	AUTO
Preamp	off	off
Stablemode	Trace	Trace
Stablevalue	0.30 dB	0.30 dB
Run	44 / max. 150	max. 150
Stable	5 / 5	5
Max Stable Difference	0.03 dB	0.30 dB

Occupied Channel Bandwidth 99% (5240 MHz; 20 MHz)

Test according to FCC title 47 part 15 §15.407(a),(e), KDB 789033 D02 General U-NII Test Procedures New Rules v02r01 D and ANSI C63.10-2013

99 % Bandwidth

DUT Frequency (MHz)	Bandwidth (MHz)	Limit Min (MHz)	Limit Max (MHz)	Band Edge Left (MHz)	Band Edge Right (MHz)
5240.000000	17.500000	---	---	5231.250000	5248.750000

(continuation of the "99 % Bandwidth" table from column 6 ...)

DUT Frequency (MHz)	Result
5240.000000	PASS

99 % Bandwidth

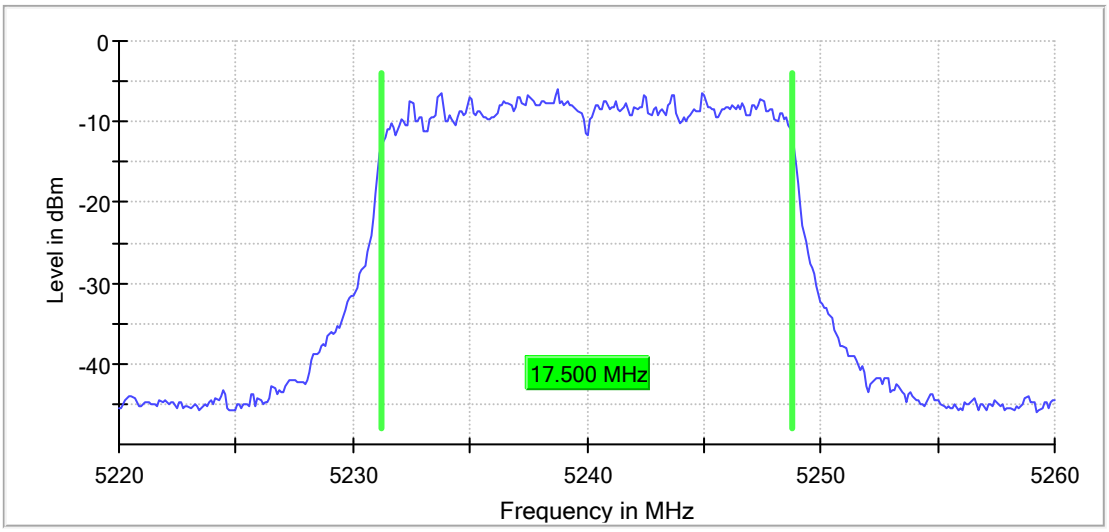

Measurement

Setting	Instrument Value	Target Value
Start Frequency	5.22000 GHz	5.22000 GHz
Stop Frequency	5.26000 GHz	5.26000 GHz
Span	40.000 MHz	40.000 MHz
RBW	200.000 kHz	>= 200.000 kHz
VBW	1.000 MHz	>= 600.000 kHz
SweepPoints	400	~ 400
Sweeptime	47.266 µs	AUTO
Reference Level	0.000 dBm	0.000 dBm
Attenuation	20.000 dB	AUTO
Detector	MaxPeak	MaxPeak
SweepCount	200	200
Filter	3 dB	3 dB
Trace Mode	Max Hold	Max Hold
Sweeptype	FFT	AUTO
Preamp	off	off
Stablemode	Trace	Trace
Stablevalue	0.30 dB	0.30 dB
Run	49 / max. 150	max. 150
Stable	5 / 5	5
Max Stable Difference	0.00 dB	0.30 dB

Occupied Channel Bandwidth 99% (5260 MHz; 20 MHz)

Test according to FCC title 47 part 15 §15.407(a),(e), KDB 789033 D02 General U-NII Test Procedures New Rules v02r01 D and ANSI C63.10-2013

99 % Bandwidth

DUT Frequency (MHz)	Bandwidth (MHz)	Limit Min (MHz)	Limit Max (MHz)	Band Edge Left (MHz)	Band Edge Right (MHz)
5260.000000	17.500000	---	---	5251.250000	5268.750000

(continuation of the "99 % Bandwidth" table from column 6 ...)

DUT Frequency (MHz)	Result
5260.000000	PASS

99 % Bandwidth

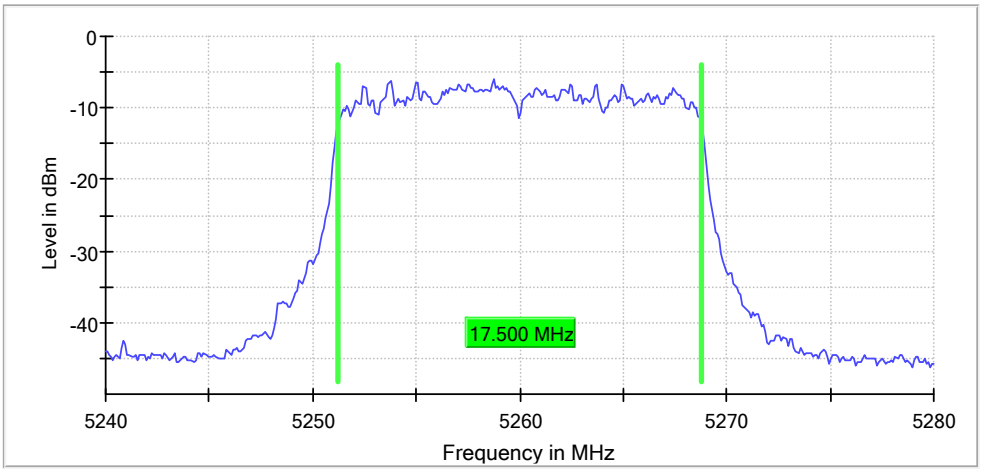

Measurement

Setting	Instrument Value	Target Value
Start Frequency	5.24000 GHz	5.24000 GHz
Stop Frequency	5.28000 GHz	5.28000 GHz
Span	40.000 MHz	40.000 MHz
RBW	200.000 kHz	>= 200.000 kHz
VBW	1.000 MHz	>= 600.000 kHz
SweepPoints	400	~ 400
Sweeptime	47.266 µs	AUTO
Reference Level	0.000 dBm	0.000 dBm
Attenuation	20.000 dB	AUTO
Detector	MaxPeak	MaxPeak
SweepCount	200	200
Filter	3 dB	3 dB
Trace Mode	Max Hold	Max Hold
Sweeptype	FFT	AUTO
Preamp	off	off
Stablemode	Trace	Trace
Stablevalue	0.30 dB	0.30 dB
Run	64 / max. 150	max. 150
Stable	5 / 5	5
Max Stable Difference	0.06 dB	0.30 dB

Occupied Channel Bandwidth 99% (5280 MHz; 20 MHz)

Test according to FCC title 47 part 15 §15.407(a),(e), KDB 789033 D02 General U-NII Test Procedures New Rules v02r01 D and ANSI C63.10-2013

99 % Bandwidth

DUT Frequency (MHz)	Bandwidth (MHz)	Limit Min (MHz)	Limit Max (MHz)	Band Edge Left (MHz)	Band Edge Right (MHz)
5280.000000	17.500000	---	---	5271.250000	5288.750000

(continuation of the "99 % Bandwidth" table from column 6 ...)

DUT Frequency (MHz)	Result
5280.000000	PASS

99 % Bandwidth

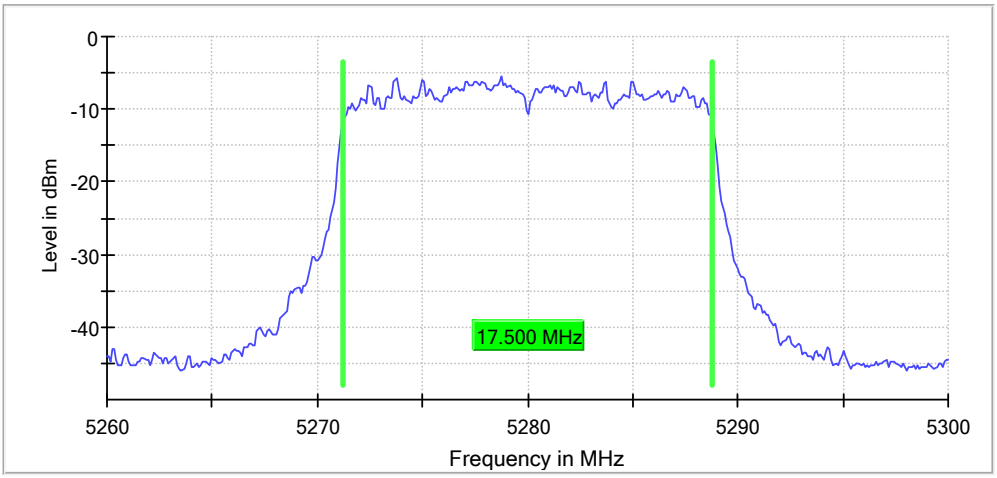

Measurement

Setting	Instrument Value	Target Value
Start Frequency	5.26000 GHz	5.26000 GHz
Stop Frequency	5.30000 GHz	5.30000 GHz
Span	40.000 MHz	40.000 MHz
RBW	200.000 kHz	>= 200.000 kHz
VBW	1.000 MHz	>= 600.000 kHz
SweepPoints	400	~ 400
Sweeptime	47.266 µs	AUTO
Reference Level	0.000 dBm	0.000 dBm
Attenuation	20.000 dB	AUTO
Detector	MaxPeak	MaxPeak
SweepCount	200	200
Filter	3 dB	3 dB
Trace Mode	Max Hold	Max Hold
Sweeptype	FFT	AUTO
Preamp	off	off
Stablemode	Trace	Trace
Stablevalue	0.30 dB	0.30 dB
Run	64 / max. 150	max. 150
Stable	5 / 5	5
Max Stable Difference	0.23 dB	0.30 dB

Occupied Channel Bandwidth 99% (5320 MHz; 20 MHz)

Test according to FCC title 47 part 15 §15.407(a),(e), KDB 789033 D02 General U-NII Test Procedures New Rules v02r01 D and ANSI C63.10-2013

99 % Bandwidth

DUT Frequency (MHz)	Bandwidth (MHz)	Limit Min (MHz)	Limit Max (MHz)	Band Edge Left (MHz)	Band Edge Right (MHz)
5320.000000	17.600000	---	---	5311.250000	5328.850000

(continuation of the "99 % Bandwidth" table from column 6 ...)

DUT Frequency (MHz)	Result
5320.000000	PASS

99 % Bandwidth

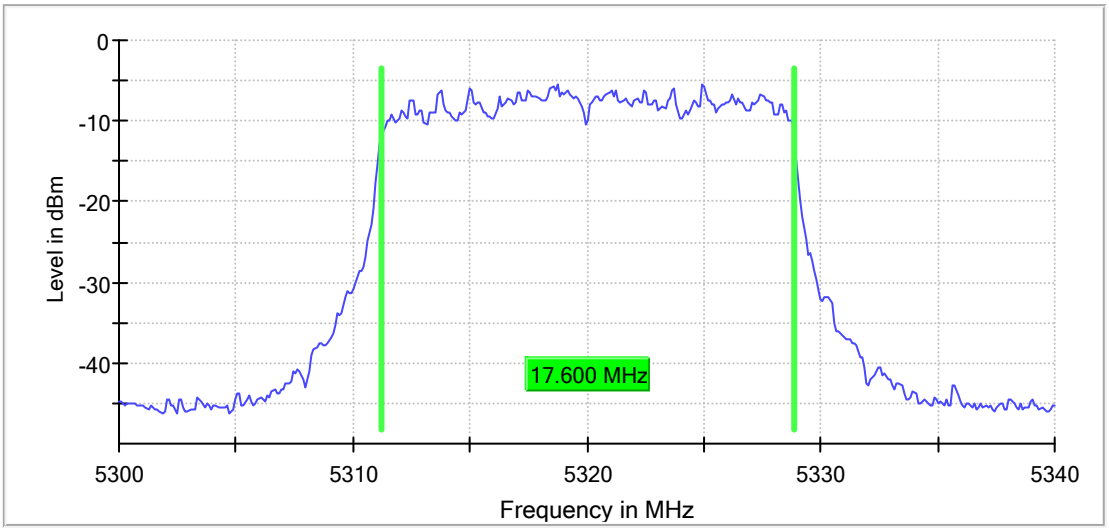

Measurement

Setting	Instrument Value	Target Value
Start Frequency	5.30000 GHz	5.30000 GHz
Stop Frequency	5.34000 GHz	5.34000 GHz
Span	40.000 MHz	40.000 MHz
RBW	200.000 kHz	>= 200.000 kHz
VBW	1.000 MHz	>= 600.000 kHz
SweepPoints	400	~ 400
Sweeptime	47.266 µs	AUTO
Reference Level	0.000 dBm	0.000 dBm
Attenuation	20.000 dB	AUTO
Detector	MaxPeak	MaxPeak
SweepCount	200	200
Filter	3 dB	3 dB
Trace Mode	Max Hold	Max Hold
Sweeptype	FFT	AUTO
Preamp	off	off
Stablemode	Trace	Trace
Stablevalue	0.30 dB	0.30 dB
Run	36 / max. 150	max. 150
Stable	5 / 5	5
Max Stable Difference	0.03 dB	0.30 dB

Occupied Channel Bandwidth 99% (5500 MHz; 20 MHz)

Test according to FCC title 47 part 15 §15.407(a),(e), KDB 789033 D02 General U-NII Test Procedures New Rules v02r01 D and ANSI C63.10-2013

99 % Bandwidth

DUT Frequency (MHz)	Bandwidth (MHz)	Limit Min (MHz)	Limit Max (MHz)	Band Edge Left (MHz)	Band Edge Right (MHz)
5500.000000	17.600000	---	---	5491.150000	5508.750000

(continuation of the "99 % Bandwidth" table from column 6 ...)

DUT Frequency (MHz)	Result
5500.000000	PASS

99 % Bandwidth

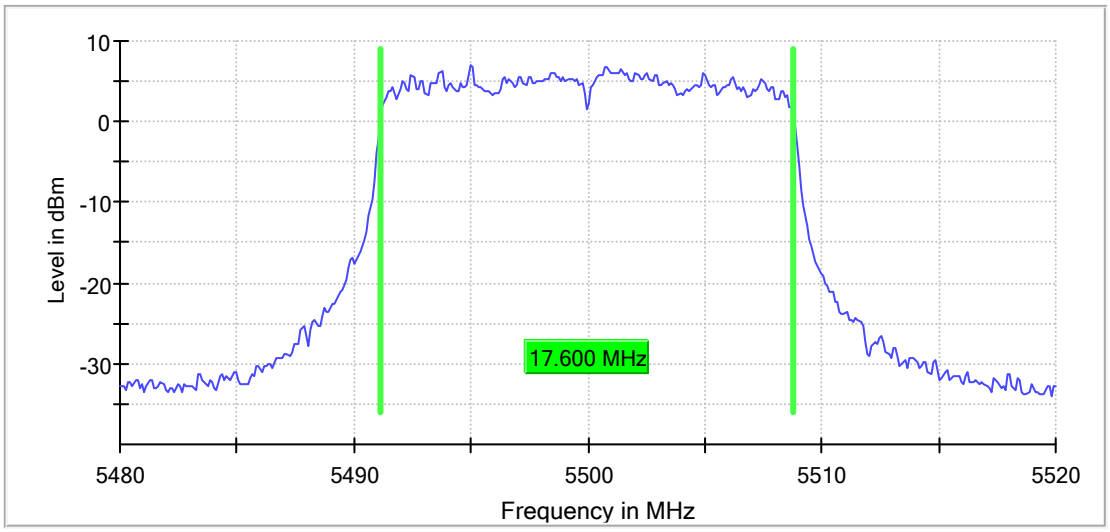

Measurement

Setting	Instrument Value	Target Value
Start Frequency	5.48000 GHz	5.48000 GHz
Stop Frequency	5.52000 GHz	5.52000 GHz
Span	40.000 MHz	40.000 MHz
RBW	200.000 kHz	>= 200.000 kHz
VBW	1.000 MHz	>= 600.000 kHz
SweepPoints	400	~ 400
Sweeptime	47.266 µs	AUTO
Reference Level	10.000 dBm	10.000 dBm
Attenuation	30.000 dB	AUTO
Detector	MaxPeak	MaxPeak
SweepCount	200	200
Filter	3 dB	3 dB
Trace Mode	Max Hold	Max Hold
Sweeptype	FFT	AUTO
Preamp	off	off
Stablemode	Trace	Trace
Stablevalue	0.30 dB	0.30 dB
Run	25 / max. 150	max. 150
Stable	5 / 5	5
Max Stable Difference	0.08 dB	0.30 dB

Occupied Channel Bandwidth 99% (5580 MHz; 20 MHz)

Test according to FCC title 47 part 15 §15.407(a),(e), KDB 789033 D02 General U-NII Test Procedures New Rules v02r01 D and ANSI C63.10-2013

99 % Bandwidth

DUT Frequency (MHz)	Bandwidth (MHz)	Limit Min (MHz)	Limit Max (MHz)	Band Edge Left (MHz)	Band Edge Right (MHz)
5580.000000	17.600000	---	---	5571.150000	5588.750000

(continuation of the "99 % Bandwidth" table from column 6 ...)

DUT Frequency (MHz)	Result
5580.000000	PASS

99 % Bandwidth

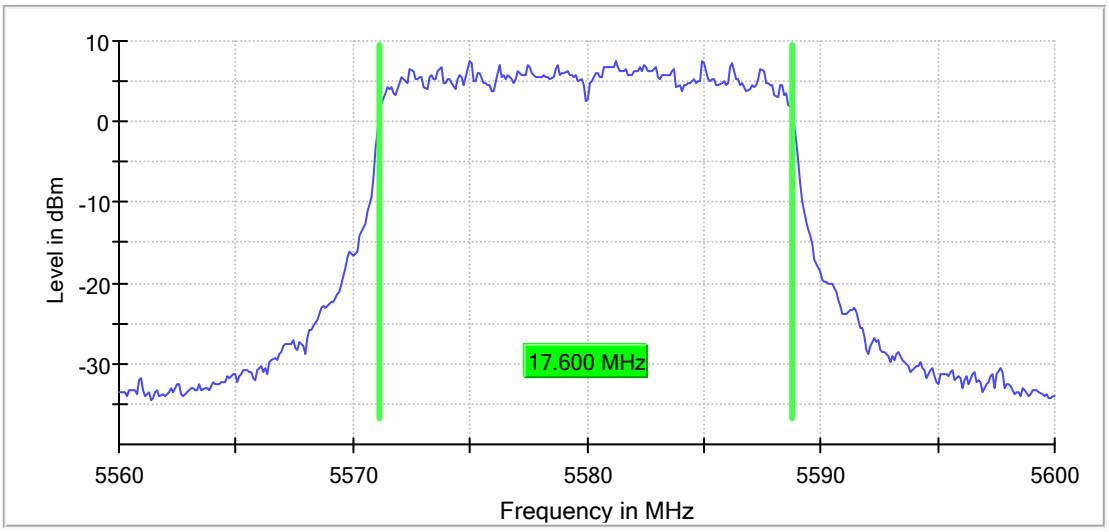

Measurement

Setting	Instrument Value	Target Value
Start Frequency	5.56000 GHz	5.56000 GHz
Stop Frequency	5.60000 GHz	5.60000 GHz
Span	40.000 MHz	40.000 MHz
RBW	200.000 kHz	>= 200.000 kHz
VBW	1.000 MHz	>= 600.000 kHz
SweepPoints	400	~ 400
Sweeptime	47.266 µs	AUTO
Reference Level	10.000 dBm	10.000 dBm
Attenuation	30.000 dB	AUTO
Detector	MaxPeak	MaxPeak
SweepCount	200	200
Filter	3 dB	3 dB
Trace Mode	Max Hold	Max Hold
Sweeptype	FFT	AUTO
Preamp	off	off
Stablemode	Trace	Trace
Stablevalue	0.30 dB	0.30 dB
Run	40 / max. 150	max. 150
Stable	5 / 5	5
Max Stable Difference	0.28 dB	0.30 dB

Occupied Channel Bandwidth 99% (5700 MHz; 20 MHz)

Test according to FCC title 47 part 15 §15.407(a),(e), KDB 789033 D02 General U-NII Test Procedures New Rules v02r01 D and ANSI C63.10-2013

99 % Bandwidth

DUT Frequency (MHz)	Bandwidth (MHz)	Limit Min (MHz)	Limit Max (MHz)	Band Edge Left (MHz)	Band Edge Right (MHz)
5700.000000	17.600000	---	---	5691.150000	5708.750000

(continuation of the "99 % Bandwidth" table from column 6 ...)

DUT Frequency (MHz)	Result
5700.000000	PASS

99 % Bandwidth

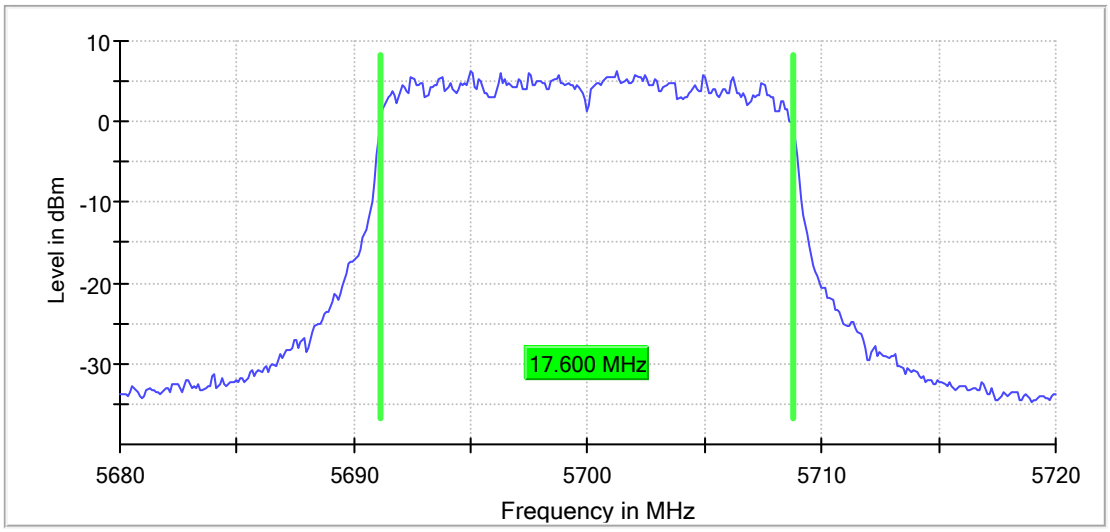

Measurement

Setting	Instrument Value	Target Value
Start Frequency	5.68000 GHz	5.68000 GHz
Stop Frequency	5.72000 GHz	5.72000 GHz
Span	40.000 MHz	40.000 MHz
RBW	200.000 kHz	>= 200.000 kHz
VBW	1.000 MHz	>= 600.000 kHz
SweepPoints	400	~ 400
Sweeptime	47.266 µs	AUTO
Reference Level	10.000 dBm	10.000 dBm
Attenuation	30.000 dB	AUTO
Detector	MaxPeak	MaxPeak
SweepCount	200	200
Filter	3 dB	3 dB
Trace Mode	Max Hold	Max Hold
Sweeptype	FFT	AUTO
Preamp	off	off
Stablemode	Trace	Trace
Stablevalue	0.30 dB	0.30 dB
Run	85 / max. 150	max. 150
Stable	5 / 5	5
Max Stable Difference	0.07 dB	0.30 dB

Occupied Channel Bandwidth 99% (5720 MHz; 20 MHz)

Test according to FCC title 47 part 15 §15.407(a),(e), KDB 789033 D02 General U-NII Test Procedures New Rules v02r01 D and ANSI C63.10-2013

99 % Bandwidth

DUT Frequency (MHz)	Bandwidth (MHz)	Bandwidth U-NII 2C (MHz)	Bandwidth U-NII 3 (MHz)	Limit Min (MHz)	Limit Max (MHz)
5720.000000	17.600000	13.850000	3.750000	---	---

(continuation of the "99 % Bandwidth" table from column 6 ...)

DUT Frequency (MHz)	Band Edge Left (MHz)	Band Edge Right (MHz)	Result
5720.000000	5711.150000	5728.750000	PASS

99 % Bandwidth

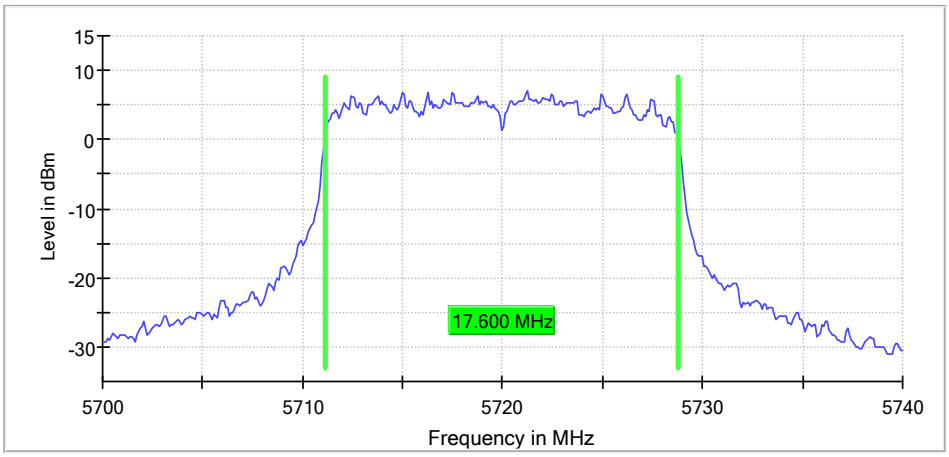

Measurement

Setting	Instrument Value	Target Value
Start Frequency	5.70000 GHz	5.70000 GHz
Stop Frequency	5.74000 GHz	5.74000 GHz
Span	40.000 MHz	40.000 MHz
RBW	200.000 kHz	>= 200.000 kHz
VBW	1.000 MHz	>= 600.000 kHz
SweepPoints	400	~ 400
Sweeptime	47.266 µs	AUTO
Reference Level	10.000 dBm	10.000 dBm
Attenuation	30.000 dB	AUTO
Detector	MaxPeak	MaxPeak
SweepCount	200	200
Filter	3 dB	3 dB
Trace Mode	Max Hold	Max Hold
Sweeptype	FFT	AUTO
Preamp	off	off
Stablemode	Trace	Trace
Stablevalue	0.30 dB	0.30 dB
Run	57 / max. 150	max. 150
Stable	5 / 5	5
Max Stable Difference	0.11 dB	0.30 dB

Occupied Channel Bandwidth 99% (5745 MHz; 20 MHz)

Test according to FCC title 47 part 15 §15.407(a),(e), KDB 789033 D02 General U-NII Test Procedures New Rules v02r01 D and ANSI C63.10-2013

99 % Bandwidth

DUT Frequency (MHz)	Bandwidth (MHz)	Limit Min (MHz)	Limit Max (MHz)	Band Edge Left (MHz)	Band Edge Right (MHz)
5745.000000	18.600000	---	---	5735.550000	5754.150000

(continuation of the "99 % Bandwidth" table from column 6 ...)

DUT Frequency (MHz)	Result
5745.000000	PASS

99 % Bandwidth

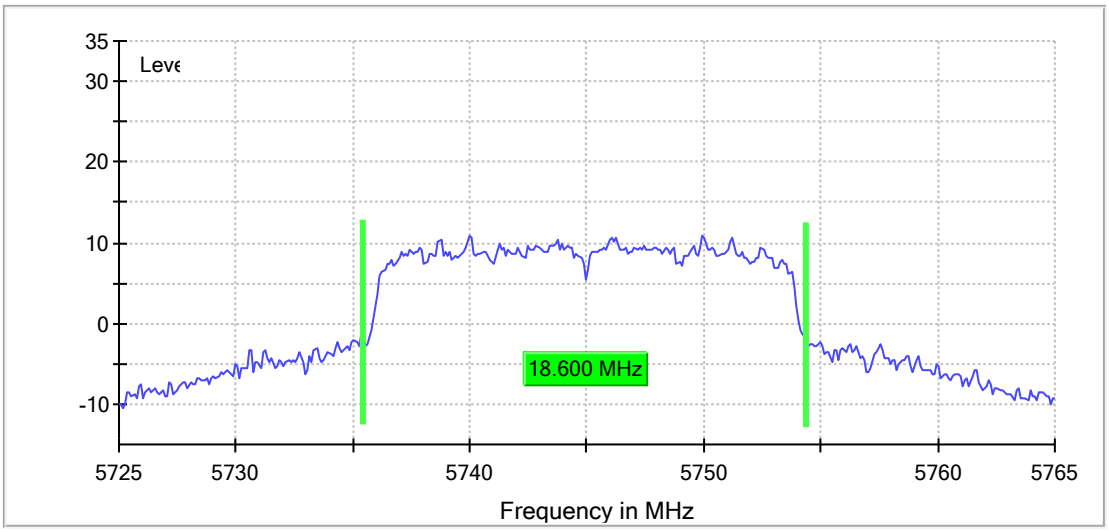

Measurement

Setting	Instrument Value	Target Value
Start Frequency	5.72500 GHz	5.72500 GHz
Stop Frequency	5.76500 GHz	5.76500 GHz
Span	40.000 MHz	40.000 MHz
RBW	200.000 kHz	>= 200.000 kHz
VBW	1.000 MHz	>= 600.000 kHz
SweepPoints	400	~ 400
Sweeptime	47.266 µs	AUTO
Reference Level	10.000 dBm	10.000 dBm
Attenuation	30.000 dB	AUTO
Detector	MaxPeak	MaxPeak
SweepCount	200	200
Filter	3 dB	3 dB
Trace Mode	Max Hold	Max Hold
Sweeptype	FFT	AUTO
Preamp	off	off
Stablemode	Trace	Trace
Stablevalue	0.30 dB	0.30 dB
Run	87 / max. 150	max. 150
Stable	5 / 5	5
Max Stable Difference	0.00 dB	0.30 dB

Occupied Channel Bandwidth 99% (5785 MHz; 20 MHz)

Test according to FCC title 47 part 15 §15.407(a),(e), KDB 789033 D02 General U-NII Test Procedures New Rules v02r01 D and ANSI C63.10-2013

99 % Bandwidth

DUT Frequency (MHz)	Bandwidth (MHz)	Limit Min (MHz)	Limit Max (MHz)	Band Edge Left (MHz)	Band Edge Right (MHz)
5785.000000	18.200000	---	---	5775.850000	5794.050000

(continuation of the "99 % Bandwidth" table from column 6 ...)

DUT Frequency (MHz)	Result
5785.000000	PASS

99 % Bandwidth

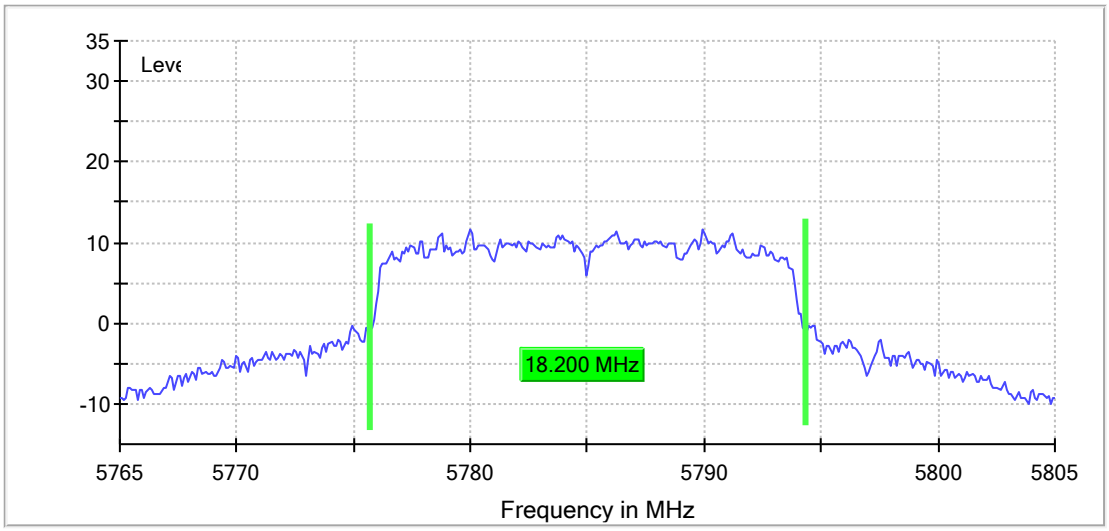

Measurement

Setting	Instrument Value	Target Value
Start Frequency	5.76500 GHz	5.76500 GHz
Stop Frequency	5.80500 GHz	5.80500 GHz
Span	40.000 MHz	40.000 MHz
RBW	200.000 kHz	>= 200.000 kHz
VBW	1.000 MHz	>= 600.000 kHz
SweepPoints	400	~ 400
Sweeptime	47.266 µs	AUTO
Reference Level	10.000 dBm	10.000 dBm
Attenuation	30.000 dB	AUTO
Detector	MaxPeak	MaxPeak
SweepCount	200	200
Filter	3 dB	3 dB
Trace Mode	Max Hold	Max Hold
Sweeptype	FFT	AUTO
Preamp	off	off
Stablemode	Trace	Trace
Stablevalue	0.30 dB	0.30 dB
Run	61 / max. 150	max. 150
Stable	5 / 5	5
Max Stable Difference	0.00 dB	0.30 dB

Occupied Channel Bandwidth 99% (5825 MHz; 20 MHz)

Test according to FCC title 47 part 15 §15.407(a),(e), KDB 789033 D02 General U-NII Test Procedures New Rules v02r01 D and ANSI C63.10-2013

99 % Bandwidth

DUT Frequency (MHz)	Bandwidth (MHz)	Limit Min (MHz)	Limit Max (MHz)	Band Edge Left (MHz)	Band Edge Right (MHz)
5825.000000	18.800000	---	---	5815.550000	5834.350000

(continuation of the "99 % Bandwidth" table from column 6 ...)

DUT Frequency (MHz)	Result
5825.000000	PASS

99 % Bandwidth

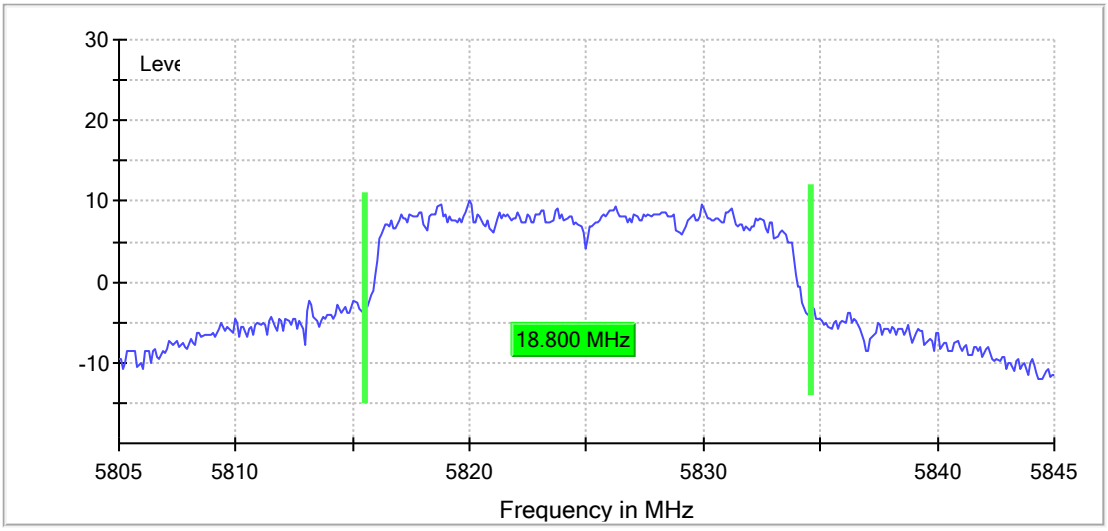

Measurement

Setting	Instrument Value	Target Value
Start Frequency	5.80500 GHz	5.80500 GHz
Stop Frequency	5.84500 GHz	5.84500 GHz
Span	40.000 MHz	40.000 MHz
RBW	200.000 kHz	>= 200.000 kHz
VBW	1.000 MHz	>= 600.000 kHz
SweepPoints	400	~ 400
Sweeptime	47.266 µs	AUTO
Reference Level	10.000 dBm	10.000 dBm
Attenuation	30.000 dB	AUTO
Detector	MaxPeak	MaxPeak
SweepCount	200	200
Filter	3 dB	3 dB
Trace Mode	Max Hold	Max Hold
Sweeptype	FFT	AUTO
Preamp	off	off
Stablemode	Trace	Trace
Stablevalue	0.30 dB	0.30 dB
Run	46 / max. 150	max. 150
Stable	5 / 5	5
Max Stable Difference	0.18 dB	0.30 dB

802.11AC40:
Occupied Channel Bandwidth 99% (5190 MHz; 40 MHz)

Test according to FCC title 47 part 15 §15.407(a),(e), KDB 789033 D02 General U-NII Test Procedures New Rules v02r01 D and ANSI C63.10-2013

99 % Bandwidth

DUT Frequency (MHz)	Bandwidth (MHz)	Limit Min (MHz)	Limit Max (MHz)	Band Edge Left (MHz)	Band Edge Right (MHz)
5190.000000	36.250000	---	---	5171.875000	5208.125000

(continuation of the "99 % Bandwidth" table from column 6 ...)

DUT Frequency (MHz)	Result
5190.000000	PASS

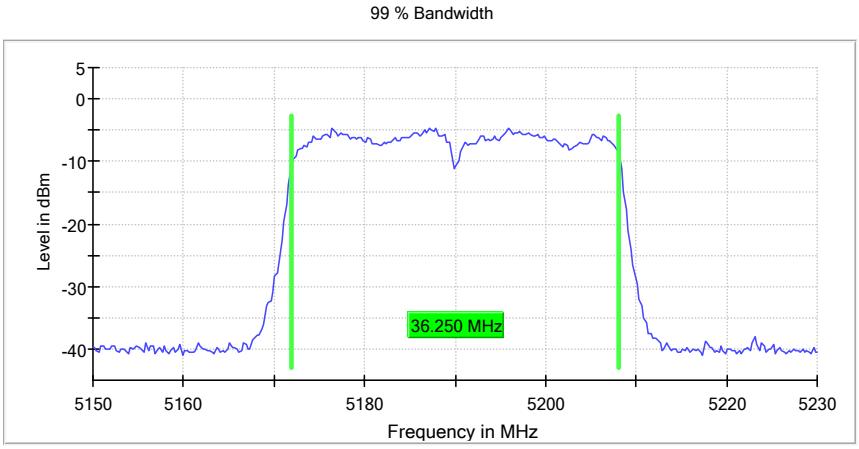

Measurement

Setting	Instrument Value	Target Value
Start Frequency	5.15000 GHz	5.15000 GHz
Stop Frequency	5.23000 GHz	5.23000 GHz
Span	80.000 MHz	80.000 MHz
RBW	500.000 kHz	>= 400.000 kHz
VBW	2.000 MHz	>= 1.500 MHz
SweepPoints	320	~ 320
Sweeptime	1.000 ms	AUTO
Reference Level	0.000 dBm	0.000 dBm
Attenuation	20.000 dB	AUTO
Detector	MaxPeak	MaxPeak
SweepCount	200	200
Filter	3 dB	3 dB
Trace Mode	Max Hold	Max Hold
Sweeptype	Sweep	AUTO
Preamp	off	off
Stablemode	Trace	Trace
Stablevalue	0.30 dB	0.30 dB
Run	60 / max. 150	max. 150
Stable	5 / 5	5
Max Stable Difference	0.05 dB	0.30 dB

Occupied Channel Bandwidth 99% (5230 MHz; 40 MHz)

Test according to FCC title 47 part 15 §15.407(a),(e), KDB 789033 D02 General U-NII Test Procedures New Rules v02r01 D and ANSI C63.10-2013

99 % Bandwidth

DUT Frequency (MHz)	Bandwidth (MHz)	Limit Min (MHz)	Limit Max (MHz)	Band Edge Left (MHz)	Band Edge Right (MHz)
5230.000000	36.000000	---	---	5212.125000	5248.125000

(continuation of the "99 % Bandwidth" table from column 6 ...)

DUT Frequency (MHz)	Result
5230.000000	PASS

99 % Bandwidth

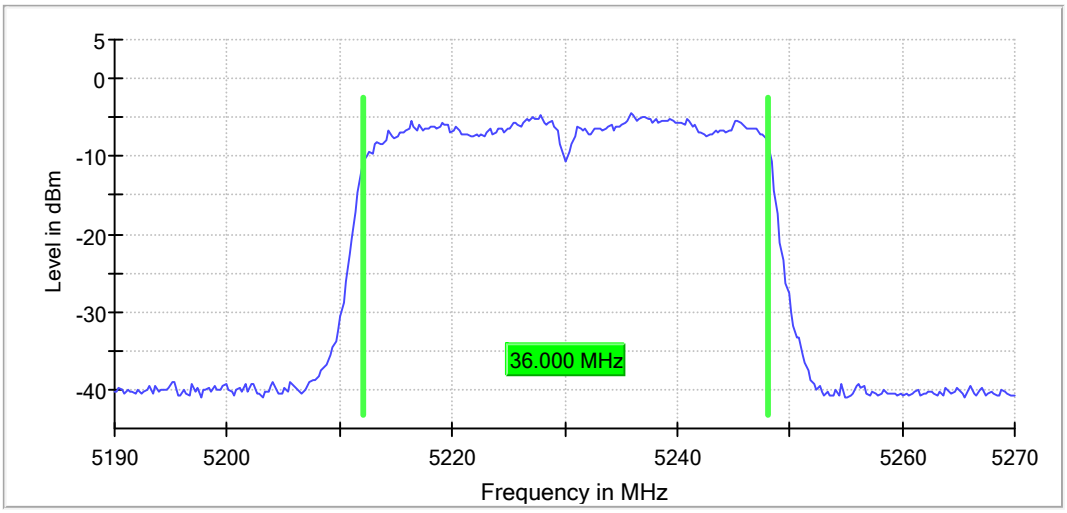

Measurement

Setting	Instrument Value	Target Value
Start Frequency	5.19000 GHz	5.19000 GHz
Stop Frequency	5.27000 GHz	5.27000 GHz
Span	80.000 MHz	80.000 MHz
RBW	500.000 kHz	>= 400.000 kHz
VBW	2.000 MHz	>= 1.500 MHz
SweepPoints	320	~ 320
Sweeptime	1.000 ms	AUTO
Reference Level	0.000 dBm	0.000 dBm
Attenuation	20.000 dB	AUTO
Detector	MaxPeak	MaxPeak
SweepCount	200	200
Filter	3 dB	3 dB
Trace Mode	Max Hold	Max Hold
Sweeptype	Sweep	AUTO
Preamp	off	off
Stablemode	Trace	Trace
Stablevalue	0.30 dB	0.30 dB
Run	47 / max. 150	max. 150
Stable	5 / 5	5
Max Stable Difference	0.24 dB	0.30 dB

Occupied Channel Bandwidth 99% (5270 MHz; 40 MHz)

Test according to FCC title 47 part 15 §15.407(a),(e), KDB 789033 D02 General U-NII Test Procedures New Rules v02r01 D and ANSI C63.10-2013

99 % Bandwidth

DUT Frequency (MHz)	Bandwidth (MHz)	Limit Min (MHz)	Limit Max (MHz)	Band Edge Left (MHz)	Band Edge Right (MHz)
5270.000000	36.250000	---	---	5251.875000	5288.125000

(continuation of the "99 % Bandwidth" table from column 6 ...)

DUT Frequency (MHz)	Result
5270.000000	PASS

99 % Bandwidth

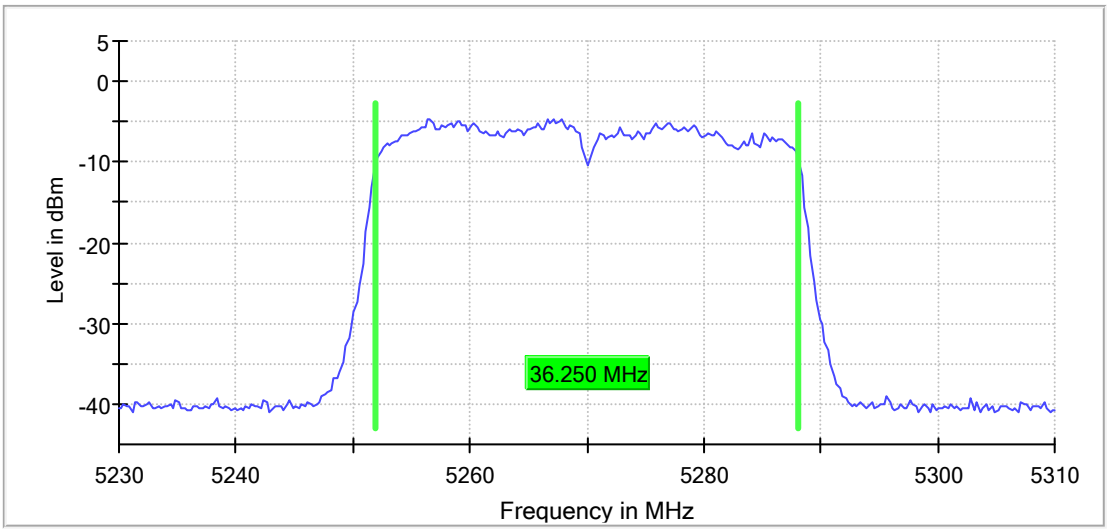

Measurement

Setting	Instrument Value	Target Value
Start Frequency	5.23000 GHz	5.23000 GHz
Stop Frequency	5.31000 GHz	5.31000 GHz
Span	80.000 MHz	80.000 MHz
RBW	500.000 kHz	>= 400.000 kHz
VBW	2.000 MHz	>= 1.500 MHz
SweepPoints	320	~ 320
Sweeptime	1.000 ms	AUTO
Reference Level	0.000 dBm	0.000 dBm
Attenuation	20.000 dB	AUTO
Detector	MaxPeak	MaxPeak
SweepCount	200	200
Filter	3 dB	3 dB
Trace Mode	Max Hold	Max Hold
Sweeptype	Sweep	AUTO
Preamp	off	off
Stablemode	Trace	Trace
Stablevalue	0.30 dB	0.30 dB
Run	56 / max. 150	max. 150
Stable	5 / 5	5
Max Stable Difference	0.18 dB	0.30 dB

Occupied Channel Bandwidth 99% (5310 MHz; 40 MHz)

Test according to FCC title 47 part 15 §15.407(a),(e), KDB 789033 D02 General U-NII Test Procedures New Rules v02r01 D and ANSI C63.10-2013

99 % Bandwidth

DUT Frequency (MHz)	Bandwidth (MHz)	Limit Min (MHz)	Limit Max (MHz)	Band Edge Left (MHz)	Band Edge Right (MHz)
5310.000000	36.250000	---	---	5291.875000	5328.125000

(continuation of the "99 % Bandwidth" table from column 6 ...)

DUT Frequency (MHz)	Result
5310.000000	PASS

99 % Bandwidth

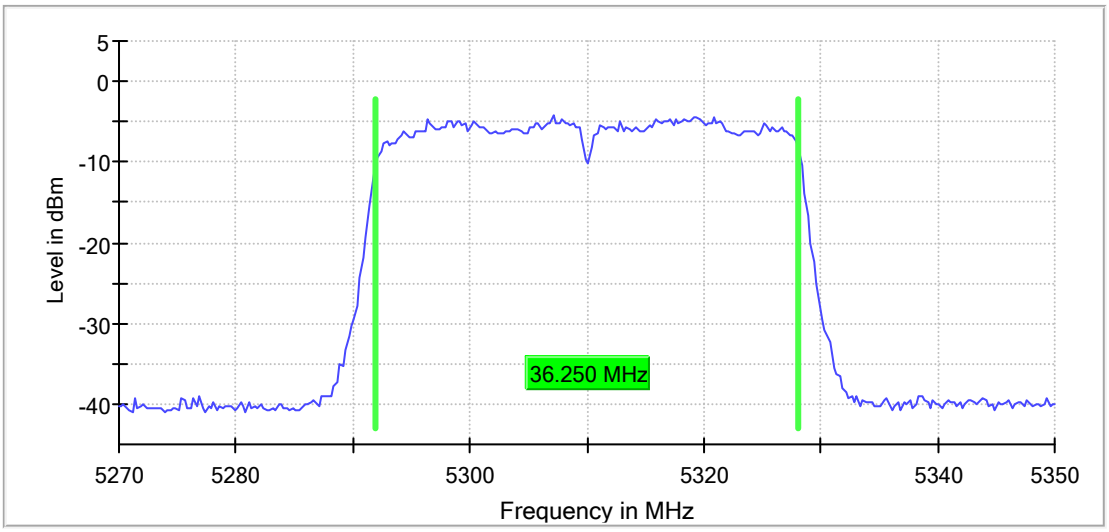

Measurement

Setting	Instrument Value	Target Value
Start Frequency	5.27000 GHz	5.27000 GHz
Stop Frequency	5.35000 GHz	5.35000 GHz
Span	80.000 MHz	80.000 MHz
RBW	500.000 kHz	>= 400.000 kHz
VBW	2.000 MHz	>= 1.500 MHz
SweepPoints	320	~ 320
Sweeptime	1.000 ms	AUTO
Reference Level	0.000 dBm	0.000 dBm
Attenuation	20.000 dB	AUTO
Detector	MaxPeak	MaxPeak
SweepCount	200	200
Filter	3 dB	3 dB
Trace Mode	Max Hold	Max Hold
Sweeptype	Sweep	AUTO
Preamp	off	off
Stablemode	Trace	Trace
Stablevalue	0.30 dB	0.30 dB
Run	71 / max. 150	max. 150
Stable	5 / 5	5
Max Stable Difference	0.00 dB	0.30 dB

Occupied Channel Bandwidth 99% (5510 MHz; 40 MHz)

Test according to FCC title 47 part 15 §15.407(a),(e), KDB 789033 D02 General U-NII Test Procedures New Rules v02r01 D and ANSI C63.10-2013

99 % Bandwidth

DUT Frequency (MHz)	Bandwidth (MHz)	Limit Min (MHz)	Limit Max (MHz)	Band Edge Left (MHz)	Band Edge Right (MHz)
5510.000000	36.250000	---	---	5491.875000	5528.125000

(continuation of the "99 % Bandwidth" table from column 6 ...)

DUT Frequency (MHz)	Result
5510.000000	PASS

99 % Bandwidth

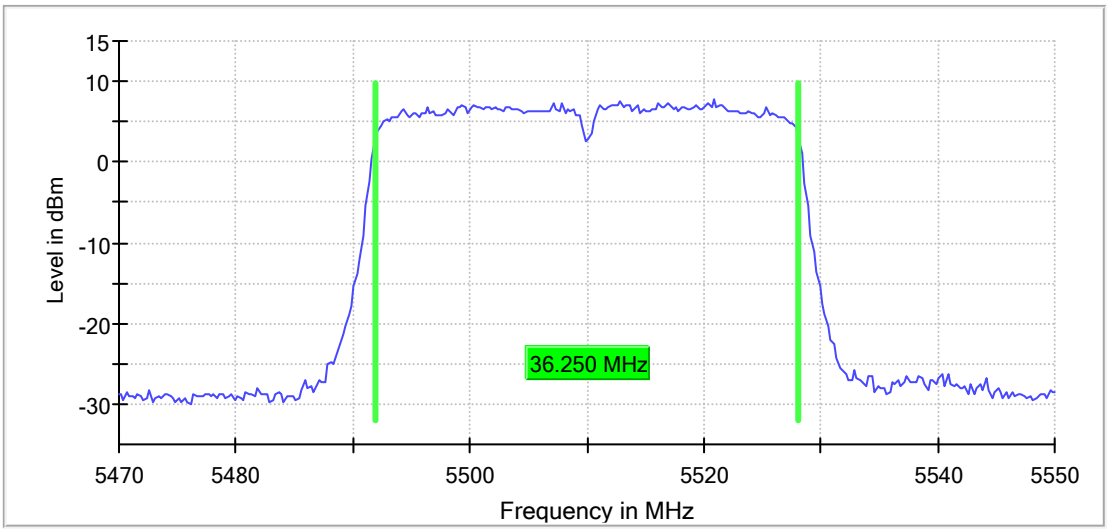

Measurement

Setting	Instrument Value	Target Value
Start Frequency	5.47000 GHz	5.47000 GHz
Stop Frequency	5.55000 GHz	5.55000 GHz
Span	80.000 MHz	80.000 MHz
RBW	500.000 kHz	>= 400.000 kHz
VBW	2.000 MHz	>= 1.500 MHz
SweepPoints	320	~ 320
Sweeptime	1.000 ms	AUTO
Reference Level	10.000 dBm	10.000 dBm
Attenuation	30.000 dB	AUTO
Detector	MaxPeak	MaxPeak
SweepCount	200	200
Filter	3 dB	3 dB
Trace Mode	Max Hold	Max Hold
Sweeptype	Sweep	AUTO
Preamp	off	off
Stablemode	Trace	Trace
Stablevalue	0.30 dB	0.30 dB
Run	60 / max. 150	max. 150
Stable	5 / 5	5
Max Stable Difference	0.23 dB	0.30 dB

Occupied Channel Bandwidth 99% (5550 MHz; 40 MHz)

Test according to FCC title 47 part 15 §15.407(a),(e), KDB 789033 D02 General U-NII Test Procedures New Rules v02r01 D and ANSI C63.10-2013

99 % Bandwidth

DUT Frequency (MHz)	Bandwidth (MHz)	Limit Min (MHz)	Limit Max (MHz)	Band Edge Left (MHz)	Band Edge Right (MHz)
5550.000000	36.250000	---	---	5531.875000	5568.125000

(continuation of the "99 % Bandwidth" table from column 6 ...)

DUT Frequency (MHz)	Result
5550.000000	PASS

99 % Bandwidth

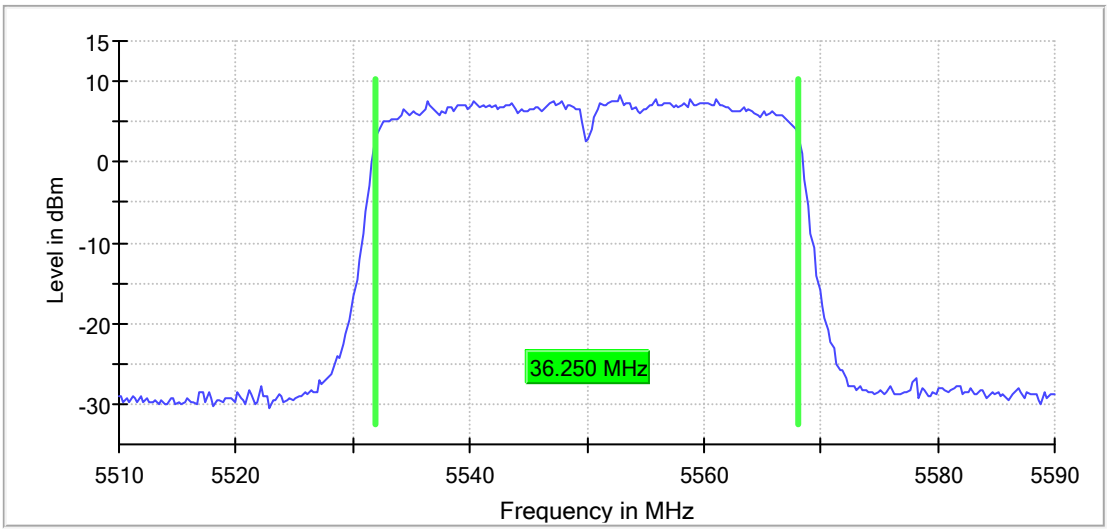

Measurement

Setting	Instrument Value	Target Value
Start Frequency	5.51000 GHz	5.51000 GHz
Stop Frequency	5.59000 GHz	5.59000 GHz
Span	80.000 MHz	80.000 MHz
RBW	500.000 kHz	>= 400.000 kHz
VBW	2.000 MHz	>= 1.500 MHz
SweepPoints	320	~ 320
Sweeptime	1.000 ms	AUTO
Reference Level	10.000 dBm	10.000 dBm
Attenuation	30.000 dB	AUTO
Detector	MaxPeak	MaxPeak
SweepCount	200	200
Filter	3 dB	3 dB
Trace Mode	Max Hold	Max Hold
Sweeptype	Sweep	AUTO
Preamp	off	off
Stablemode	Trace	Trace
Stablevalue	0.30 dB	0.30 dB
Run	55 / max. 150	max. 150
Stable	5 / 5	5
Max Stable Difference	0.20 dB	0.30 dB

Occupied Channel Bandwidth 99% (5670 MHz; 40 MHz)

Test according to FCC title 47 part 15 §15.407(a),(e), KDB 789033 D02 General U-NII Test Procedures New Rules v02r01 D and ANSI C63.10-2013

99 % Bandwidth

DUT Frequency (MHz)	Bandwidth (MHz)	Limit Min (MHz)	Limit Max (MHz)	Band Edge Left (MHz)	Band Edge Right (MHz)
5670.000000	36.250000	---	---	5651.875000	5688.125000

(continuation of the "99 % Bandwidth" table from column 6 ...)

DUT Frequency (MHz)	Result
5670.000000	PASS

99 % Bandwidth

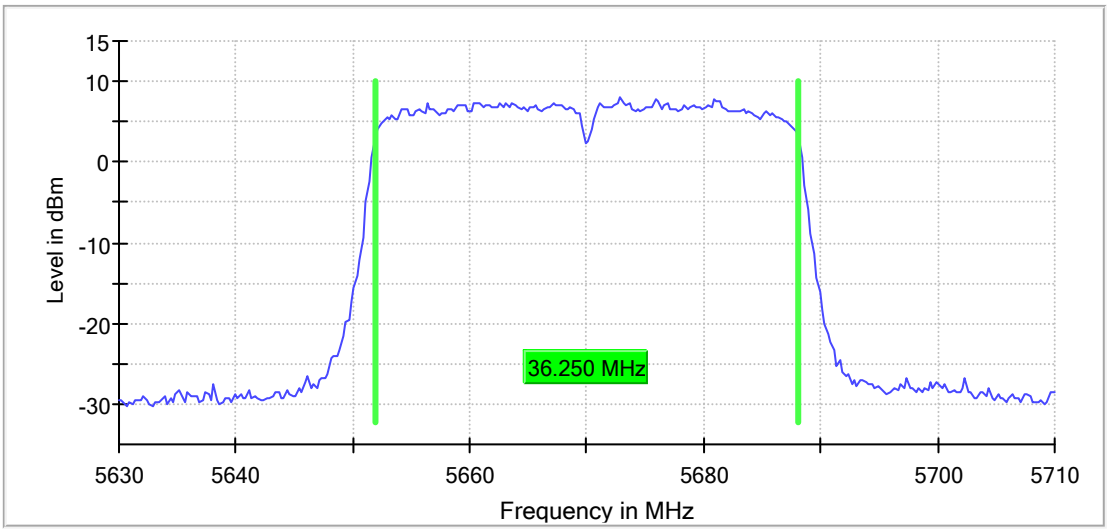

Measurement

Setting	Instrument Value	Target Value
Start Frequency	5.63000 GHz	5.63000 GHz
Stop Frequency	5.71000 GHz	5.71000 GHz
Span	80.000 MHz	80.000 MHz
RBW	500.000 kHz	>= 400.000 kHz
VBW	2.000 MHz	>= 1.500 MHz
SweepPoints	320	~ 320
Sweeptime	1.000 ms	AUTO
Reference Level	10.000 dBm	10.000 dBm
Attenuation	30.000 dB	AUTO
Detector	MaxPeak	MaxPeak
SweepCount	200	200
Filter	3 dB	3 dB
Trace Mode	Max Hold	Max Hold
Sweeptype	Sweep	AUTO
Preamp	off	off
Stablemode	Trace	Trace
Stablevalue	0.30 dB	0.30 dB
Run	53 / max. 150	max. 150
Stable	5 / 5	5
Max Stable Difference	0.00 dB	0.30 dB

Occupied Channel Bandwidth 99% (5710 MHz; 40 MHz)

Test according to FCC title 47 part 15 §15.407(a),(e), KDB 789033 D02 General U-NII Test Procedures New Rules v02r01 D and ANSI C63.10-2013

99 % Bandwidth

DUT Frequency (MHz)	Bandwidth (MHz)	Bandwidth U-NII 2C (MHz)	Bandwidth U-NII 3 (MHz)	Limit Min (MHz)	Limit Max (MHz)
5710.000000	36.250000	33.125000	3.125000	---	---

(continuation of the "99 % Bandwidth" table from column 6 ...)

DUT Frequency (MHz)	Band Edge Left (MHz)	Band Edge Right (MHz)	Result
5710.000000	5691.875000	5728.125000	PASS

99 % Bandwidth

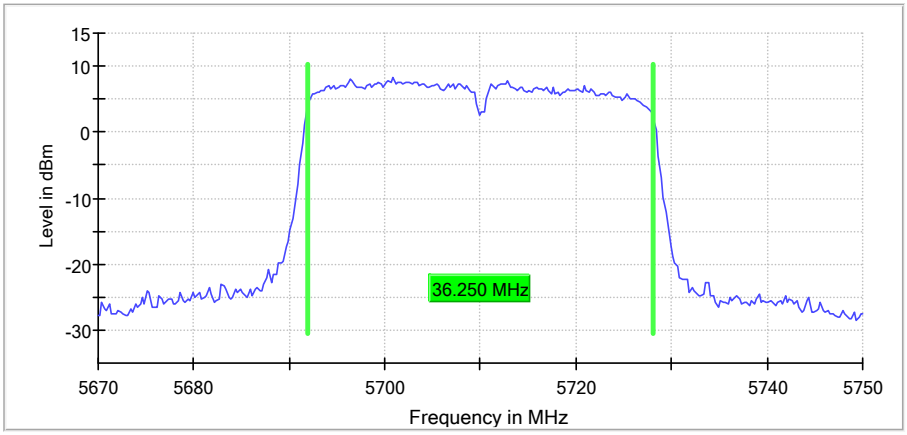

Measurement

Setting	Instrument Value	Target Value
Start Frequency	5.67000 GHz	5.67000 GHz
Stop Frequency	5.75000 GHz	5.75000 GHz
Span	80.000 MHz	80.000 MHz
RBW	500.000 kHz	>= 400.000 kHz
VBW	2.000 MHz	>= 1.500 MHz
SweepPoints	320	~ 320
Sweeptime	1.000 ms	AUTO
Reference Level	10.000 dBm	10.000 dBm
Attenuation	30.000 dB	AUTO
Detector	MaxPeak	MaxPeak
SweepCount	200	200
Filter	3 dB	3 dB
Trace Mode	Max Hold	Max Hold
Sweeptype	Sweep	AUTO
Preamp	off	off
Stablemode	Trace	Trace
Stablevalue	0.30 dB	0.30 dB
Run	47 / max. 150	max. 150
Stable	5 / 5	5
Max Stable Difference	0.28 dB	0.30 dB

Occupied Channel Bandwidth 99% (5755 MHz; 40 MHz)

Test according to FCC title 47 part 15 §15.407(a),(e), KDB 789033 D02 General U-NII Test Procedures New Rules v02r01 D and ANSI C63.10-2013

99 % Bandwidth

DUT Frequency (MHz)	Bandwidth (MHz)	Limit Min (MHz)	Limit Max (MHz)	Band Edge Left (MHz)	Band Edge Right (MHz)
5755.000000	38.250000	---	---	5736.125000	5774.375000

(continuation of the "99 % Bandwidth" table from column 6 ...)

DUT Frequency (MHz)	Result
5755.000000	PASS

99 % Bandwidth

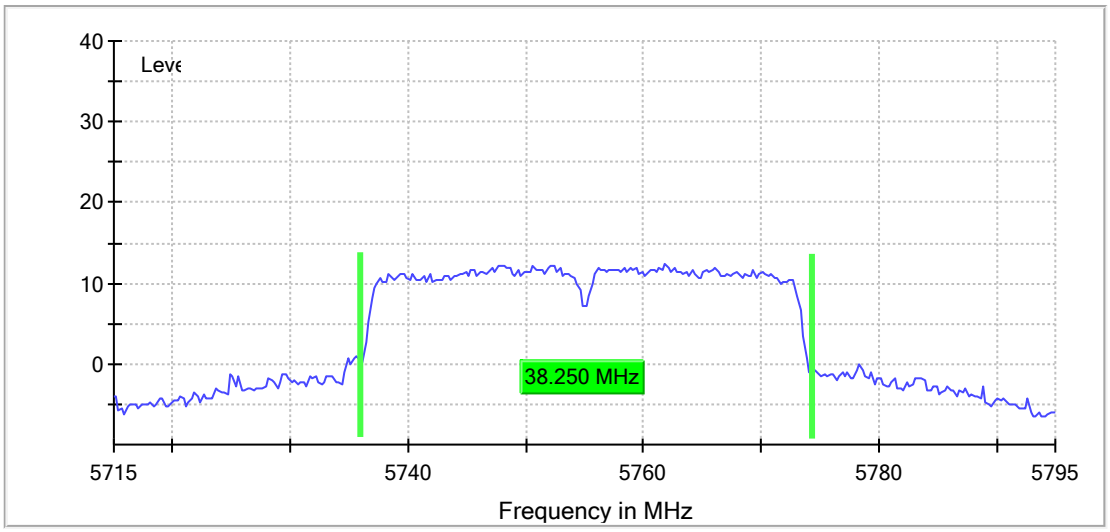

Measurement

Setting	Instrument Value	Target Value
Start Frequency	5.71500 GHz	5.71500 GHz
Stop Frequency	5.79500 GHz	5.79500 GHz
Span	80.000 MHz	80.000 MHz
RBW	500.000 kHz	>= 400.000 kHz
VBW	2.000 MHz	>= 1.500 MHz
SweepPoints	320	~ 320
Sweeptime	1.000 ms	AUTO
Reference Level	10.000 dBm	10.000 dBm
Attenuation	30.000 dB	AUTO
Detector	MaxPeak	MaxPeak
SweepCount	200	200
Filter	3 dB	3 dB
Trace Mode	Max Hold	Max Hold
Sweeptype	Sweep	AUTO
Preamp	off	off
Stablemode	Trace	Trace
Stablevalue	0.30 dB	0.30 dB
Run	79 / max. 150	max. 150
Stable	5 / 5	5
Max Stable Difference	0.07 dB	0.30 dB

Occupied Channel Bandwidth 99% (5795 MHz; 40 MHz)

Test according to FCC title 47 part 15 §15.407(a),(e), KDB 789033 D02 General U-NII Test Procedures New Rules v02r01 D and ANSI C63.10-2013

99 % Bandwidth

DUT Frequency (MHz)	Bandwidth (MHz)	Limit Min (MHz)	Limit Max (MHz)	Band Edge Left (MHz)	Band Edge Right (MHz)
5795.000000	38.000000	---	---	5776.125000	5814.125000

(continuation of the "99 % Bandwidth" table from column 6 ...)

DUT Frequency (MHz)	Result
5795.000000	PASS

99 % Bandwidth

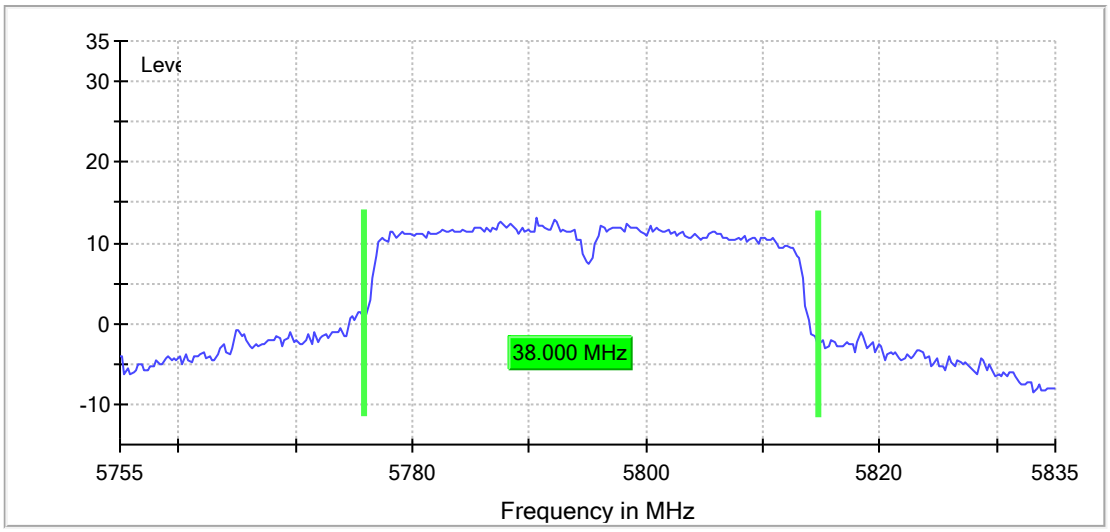

Measurement

Setting	Instrument Value	Target Value
Start Frequency	5.75500 GHz	5.75500 GHz
Stop Frequency	5.83500 GHz	5.83500 GHz
Span	80.000 MHz	80.000 MHz
RBW	500.000 kHz	>= 400.000 kHz
VBW	2.000 MHz	>= 1.500 MHz
SweepPoints	320	~ 320
Sweeptime	1.000 ms	AUTO
Reference Level	10.000 dBm	10.000 dBm
Attenuation	30.000 dB	AUTO
Detector	MaxPeak	MaxPeak
SweepCount	200	200
Filter	3 dB	3 dB
Trace Mode	Max Hold	Max Hold
Sweeptype	Sweep	AUTO
Preamp	off	off
Stablemode	Trace	Trace
Stablevalue	0.30 dB	0.30 dB
Run	59 / max. 150	max. 150
Stable	5 / 5	5
Max Stable Difference	0.14 dB	0.30 dB

802.11AC80:
Occupied Channel Bandwidth 99% (5210 MHz; 80 MHz)

Test according to FCC title 47 part 15 §15.407(a),(e), KDB 789033 D02 General U-NII Test Procedures New Rules v02r01 D and ANSI C63.10-2013

99 % Bandwidth

DUT Frequency (MHz)	Bandwidth (MHz)	Limit Min (MHz)	Limit Max (MHz)	Band Edge Left (MHz)	Band Edge Right (MHz)
5210.000000	76.000000	---	---	5172.250000	5248.250000

(continuation of the "99 % Bandwidth" table from column 6 ...)

DUT Frequency (MHz)	Result
5210.000000	PASS

99 % Bandwidth

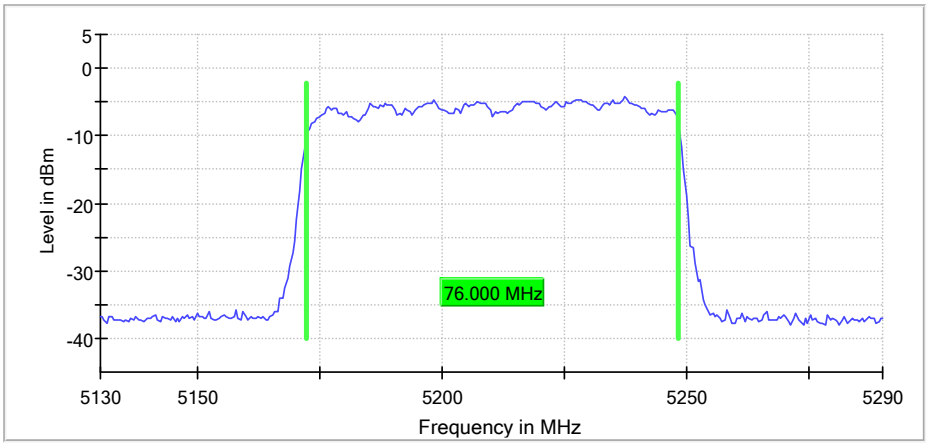

Measurement

Setting	Instrument Value	Target Value
Start Frequency	5.13000 GHz	5.13000 GHz
Stop Frequency	5.29000 GHz	5.29000 GHz
Span	160.000 MHz	160.000 MHz
RBW	1.000 MHz	>= 800.000 kHz
VBW	3.000 MHz	>= 3.000 MHz
SweepPoints	320	~ 320
Sweeptime	1.000 ms	AUTO
Reference Level	0.000 dBm	0.000 dBm
Attenuation	20.000 dB	AUTO
Detector	MaxPeak	MaxPeak
SweepCount	200	200
Filter	3 dB	3 dB
Trace Mode	Max Hold	Max Hold
Sweeptype	Sweep	AUTO
Preamp	off	off
Stablemode	Trace	Trace
Stablevalue	0.30 dB	0.30 dB
Run	72 / max. 150	max. 150
Stable	5 / 5	5
Max Stable Difference	0.08 dB	0.30 dB

Occupied Channel Bandwidth 99% (5290 MHz; 80 MHz)

Test according to FCC title 47 part 15 §15.407(a),(e), KDB 789033 D02 General U-NII Test Procedures New Rules v02r01 D and ANSI C63.10-2013

99 % Bandwidth

DUT Frequency (MHz)	Bandwidth (MHz)	Limit Min (MHz)	Limit Max (MHz)	Band Edge Left (MHz)	Band Edge Right (MHz)
5290.000000	76.000000	---	---	5252.250000	5328.250000

(continuation of the "99 % Bandwidth" table from column 6 ...)

DUT Frequency (MHz)	Result
5290.000000	PASS

99 % Bandwidth

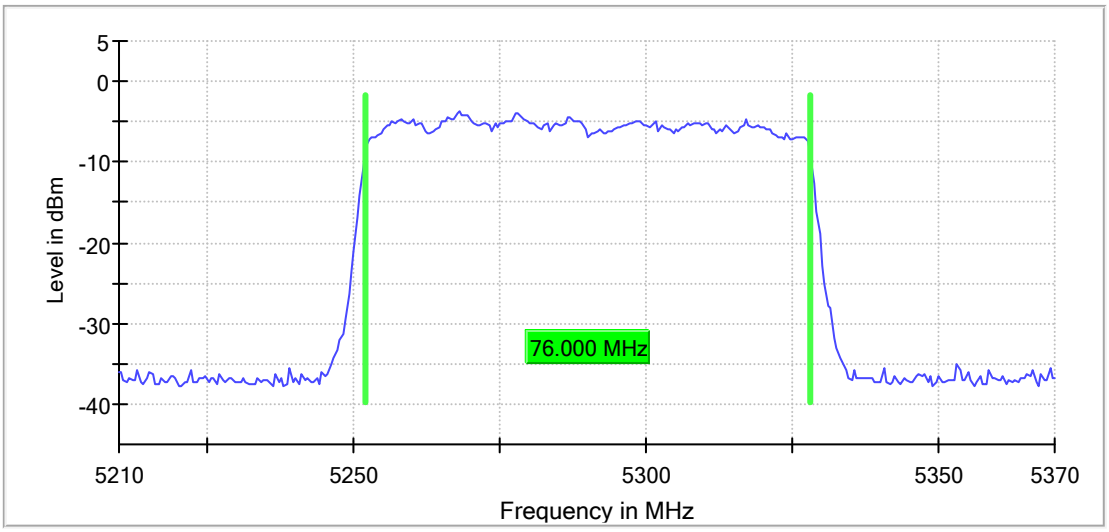

Measurement

Setting	Instrument Value	Target Value
Start Frequency	5.21000 GHz	5.21000 GHz
Stop Frequency	5.37000 GHz	5.37000 GHz
Span	160.000 MHz	160.000 MHz
RBW	1.000 MHz	>= 800.000 kHz
VBW	3.000 MHz	>= 3.000 MHz
SweepPoints	320	~ 320
Sweeptime	1.000 ms	AUTO
Reference Level	0.000 dBm	0.000 dBm
Attenuation	20.000 dB	AUTO
Detector	MaxPeak	MaxPeak
SweepCount	200	200
Filter	3 dB	3 dB
Trace Mode	Max Hold	Max Hold
Sweeptype	Sweep	AUTO
Preamp	off	off
Stablemode	Trace	Trace
Stablevalue	0.30 dB	0.30 dB
Run	50 / max. 150	max. 150
Stable	5 / 5	5
Max Stable Difference	0.29 dB	0.30 dB

Occupied Channel Bandwidth 99% (5530 MHz; 80 MHz)

Test according to FCC title 47 part 15 §15.407(a),(e), KDB 789033 D02 General U-NII Test Procedures New Rules v02r01 D and ANSI C63.10-2013

99 % Bandwidth

DUT Frequency (MHz)	Bandwidth (MHz)	Limit Min (MHz)	Limit Max (MHz)	Band Edge Left (MHz)	Band Edge Right (MHz)
5530.000000	76.000000	---	---	5492.250000	5568.250000

(continuation of the "99 % Bandwidth" table from column 6 ...)

DUT Frequency (MHz)	Result
5530.000000	PASS

99 % Bandwidth

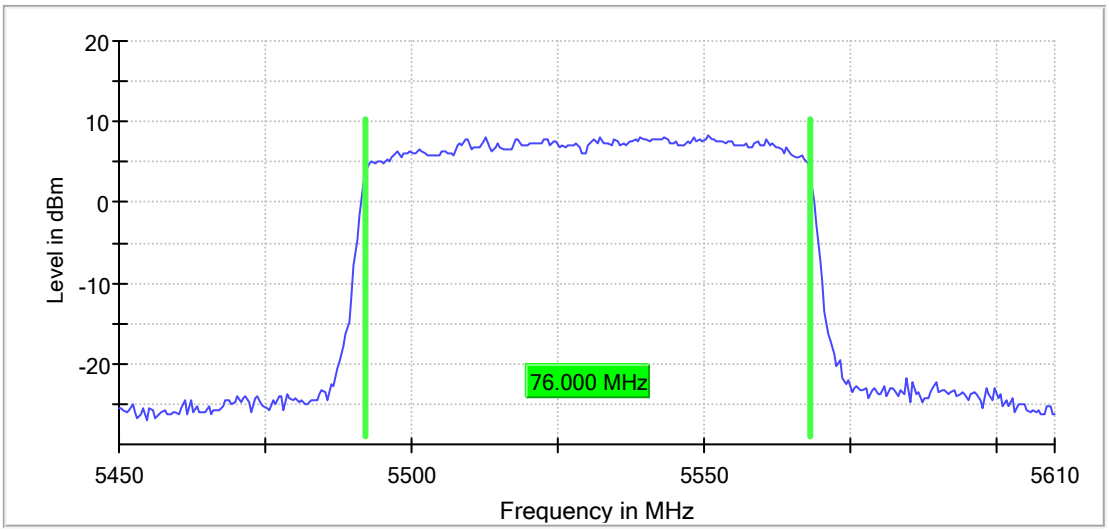

Measurement

Setting	Instrument Value	Target Value
Start Frequency	5.45000 GHz	5.45000 GHz
Stop Frequency	5.61000 GHz	5.61000 GHz
Span	160.000 MHz	160.000 MHz
RBW	1.000 MHz	>= 800.000 kHz
VBW	3.000 MHz	>= 3.000 MHz
SweepPoints	320	~ 320
Sweeptime	1.000 ms	AUTO
Reference Level	10.000 dBm	10.000 dBm
Attenuation	30.000 dB	AUTO
Detector	MaxPeak	MaxPeak
SweepCount	200	200
Filter	3 dB	3 dB
Trace Mode	Max Hold	Max Hold
Sweeptype	Sweep	AUTO
Preamp	off	off
Stablemode	Trace	Trace
Stablevalue	0.30 dB	0.30 dB
Run	47 / max. 150	max. 150
Stable	5 / 5	5
Max Stable Difference	0.04 dB	0.30 dB

Occupied Channel Bandwidth 99% (5610 MHz; 80 MHz)

Test according to FCC title 47 part 15 §15.407(a),(e), KDB 789033 D02 General U-NII Test Procedures New Rules v02r01 D and ANSI C63.10-2013

99 % Bandwidth

DUT Frequency (MHz)	Bandwidth (MHz)	Limit Min (MHz)	Limit Max (MHz)	Band Edge Left (MHz)	Band Edge Right (MHz)
5610.000000	76.000000	---	---	5571.750000	5647.750000

(continuation of the "99 % Bandwidth" table from column 6 ...)

DUT Frequency (MHz)	Result
5610.000000	PASS

99 % Bandwidth

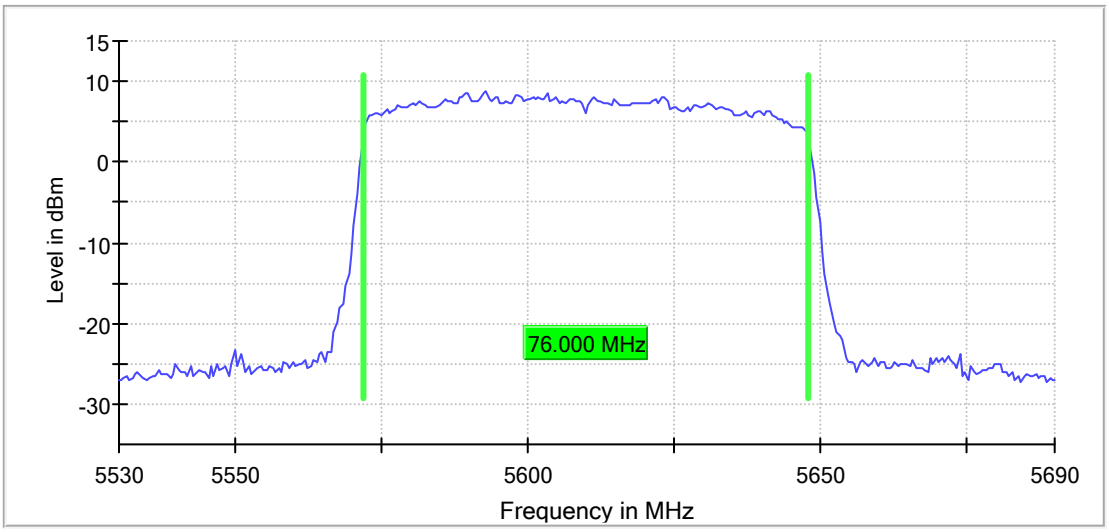

Measurement

Setting	Instrument Value	Target Value
Start Frequency	5.53000 GHz	5.53000 GHz
Stop Frequency	5.69000 GHz	5.69000 GHz
Span	160.000 MHz	160.000 MHz
RBW	1.000 MHz	>= 800.000 kHz
VBW	3.000 MHz	>= 3.000 MHz
SweepPoints	320	~ 320
Sweeptime	1.000 ms	AUTO
Reference Level	10.000 dBm	10.000 dBm
Attenuation	30.000 dB	AUTO
Detector	MaxPeak	MaxPeak
SweepCount	200	200
Filter	3 dB	3 dB
Trace Mode	Max Hold	Max Hold
Sweeptype	Sweep	AUTO
Preamp	off	off
Stablemode	Trace	Trace
Stablevalue	0.30 dB	0.30 dB
Run	71 / max. 150	max. 150
Stable	5 / 5	5
Max Stable Difference	0.28 dB	0.30 dB

Occupied Channel Bandwidth 99% (5690 MHz; 20.000 dBm; 80 MHz)

Test according to FCC title 47 part 15 §15.407(a),(e), KDB 789033 D02 General U-NII Test Procedures New Rules v02r01 D and ANSI C63.10-2013

99 % Bandwidth

DUT Frequency (MHz)	Bandwidth (MHz)	Bandwidth U-NII 2C (MHz)	Bandwidth U-NII 3 (MHz)	Limit Min (MHz)	Limit Max (MHz)
5690.000000	79.30000	75.350000	3.950000	---	---

(continuation of the "99 % Bandwidth" table from column 6 ...)

DUT Frequency (MHz)	Band Edge Left (MHz)	Band Edge Right (MHz)	Result
5690.000000	5649.650000	5728.950000	PASS

99 % Bandwidth

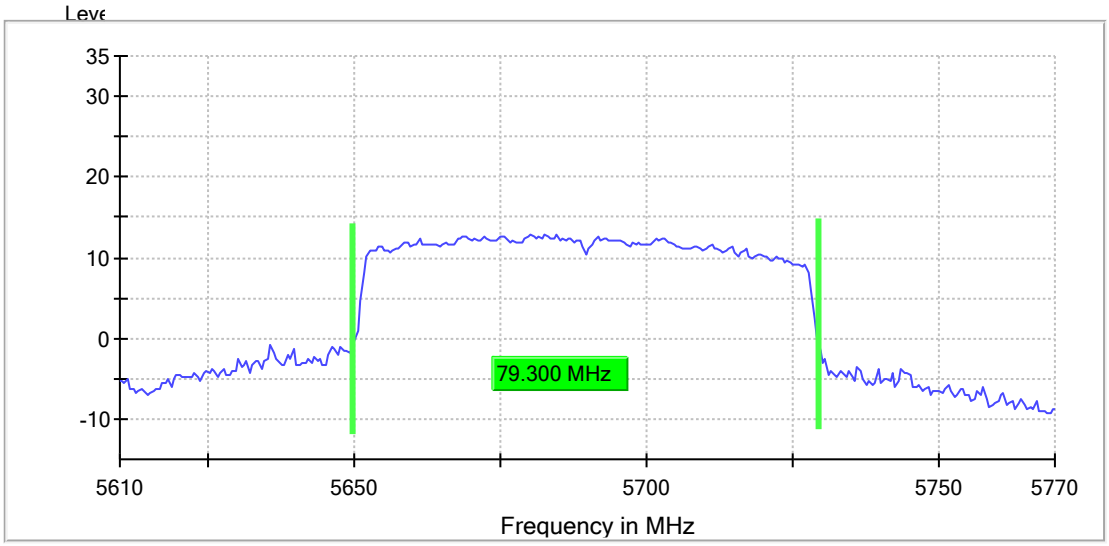

Measurement

Setting	Instrument Value	Target Value
Start Frequency	5.61000 GHz	5.61000 GHz
Stop Frequency	5.77000 GHz	5.77000 GHz
Span	160.000 MHz	160.000 MHz
RBW	1.000 MHz	>= 800.000 kHz
VBW	3.000 MHz	>= 3.000 MHz
SweepPoints	320	~ 320
Sweeptime	1.000 ms	AUTO
Reference Level	10.000 dBm	10.000 dBm
Attenuation	30.000 dB	AUTO
Detector	MaxPeak	MaxPeak
SweepCount	200	200
Filter	3 dB	3 dB
Trace Mode	Max Hold	Max Hold
Sweeptype	Sweep	AUTO
Preamp	off	off
Stablemode	Trace	Trace
Stablevalue	0.30 dB	0.30 dB
Run	66 / max. 150	max. 150
Stable	5 / 5	5
Max Stable Difference	0.03 dB	0.30 dB

Occupied Channel Bandwidth 99% (5775 MHz; 80 MHz)

Test according to FCC title 47 part 15 §15.407(a),(e), KDB 789033 D02 General U-NII Test Procedures New Rules v02r01 D and ANSI C63.10-2013

99 % Bandwidth

DUT Frequency (MHz)	Bandwidth (MHz)	Limit Min (MHz)	Limit Max (MHz)	Band Edge Left (MHz)	Band Edge Right (MHz)
5775.000000	78.080000	---	---	5735.210000	5813.290000

(continuation of the "99 % Bandwidth" table from column 6 ...)

DUT Frequency (MHz)	Result
5775.000000	PASS

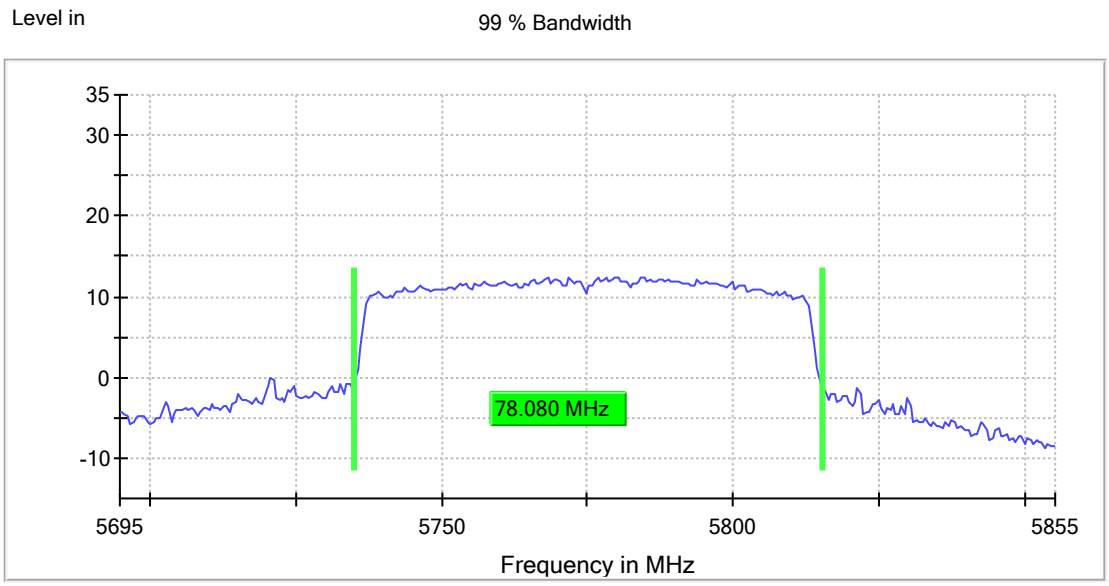

Measurement

Setting	Instrument Value	Target Value
Start Frequency	5.69500 GHz	5.69500 GHz
Stop Frequency	5.85500 GHz	5.85500 GHz
Span	160.000 MHz	160.000 MHz
RBW	1.000 MHz	>= 800.000 kHz
VBW	3.000 MHz	>= 3.000 MHz
SweepPoints	320	~ 320
Sweeptime	1.000 ms	AUTO
Reference Level	10.000 dBm	10.000 dBm
Attenuation	30.000 dB	AUTO
Detector	MaxPeak	MaxPeak
SweepCount	200	200
Filter	3 dB	3 dB
Trace Mode	Max Hold	Max Hold
Sweeptype	Sweep	AUTO
Preamp	off	off
Stablemode	Trace	Trace
Stablevalue	0.30 dB	0.30 dB
Run	85 / max. 150	max. 150
Stable	5 / 5	5
Max Stable Difference	0.18 dB	0.30 dB

802.11AX20:
Occupied Channel Bandwidth 99% (5180 MHz; 20 MHz)

Test according to FCC title 47 part 15 §15.407(a),(e), KDB 789033 D02 General U-NII Test Procedures New Rules v02r01 D and ANSI C63.10-2013

99 % Bandwidth

DUT Frequency (MHz)	Bandwidth (MHz)	Limit Min (MHz)	Limit Max (MHz)	Band Edge Left (MHz)	Band Edge Right (MHz)
5180.000000	18.900000	---	---	5170.550000	5189.450000

(continuation of the "99 % Bandwidth" table from column 6 ...)

DUT Frequency (MHz)	Result
5180.000000	PASS

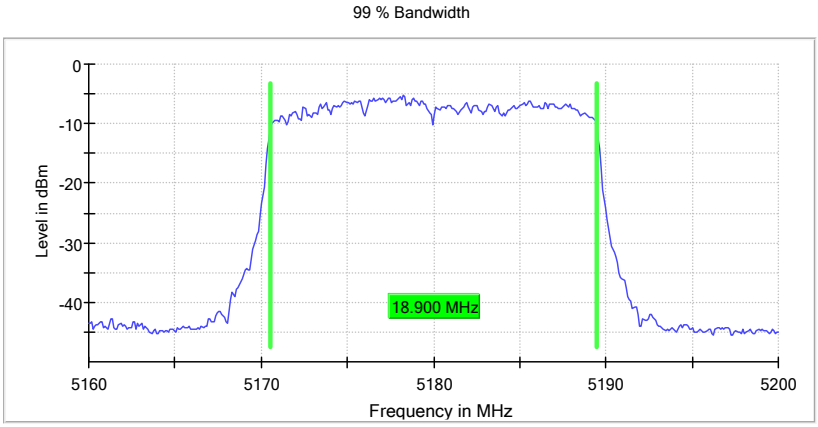

Measurement

Setting	Instrument Value	Target Value
Start Frequency	5.16000 GHz	5.16000 GHz
Stop Frequency	5.20000 GHz	5.20000 GHz
Span	40.000 MHz	40.000 MHz
RBW	200.000 kHz	>= 200.000 kHz
VBW	1.000 MHz	>= 600.000 kHz
SweepPoints	400	~ 400
Sweeptime	47.266 µs	AUTO
Reference Level	0.000 dBm	0.000 dBm
Attenuation	20.000 dB	AUTO
Detector	MaxPeak	MaxPeak
SweepCount	200	200
Filter	3 dB	3 dB
Trace Mode	Max Hold	Max Hold
Sweeptype	FFT	AUTO
Preamp	off	off
Stablemode	Trace	Trace
Stablevalue	0.30 dB	0.30 dB
Run	101 / max. 150	max. 150
Stable	5 / 5	5
Max Stable Difference	0.00 dB	0.30 dB

Occupied Channel Bandwidth 99% (5200 MHz; 20 MHz)

Test according to FCC title 47 part 15 §15.407(a),(e), KDB 789033 D02 General U-NII Test Procedures New Rules v02r01 D and ANSI C63.10-2013

99 % Bandwidth

DUT Frequency (MHz)	Bandwidth (MHz)	Limit Min (MHz)	Limit Max (MHz)	Band Edge Left (MHz)	Band Edge Right (MHz)
5200.000000	18.900000	---	---	5190.550000	5209.450000

(continuation of the "99 % Bandwidth" table from column 6 ...)

DUT Frequency (MHz)	Result
5200.000000	PASS

99 % Bandwidth

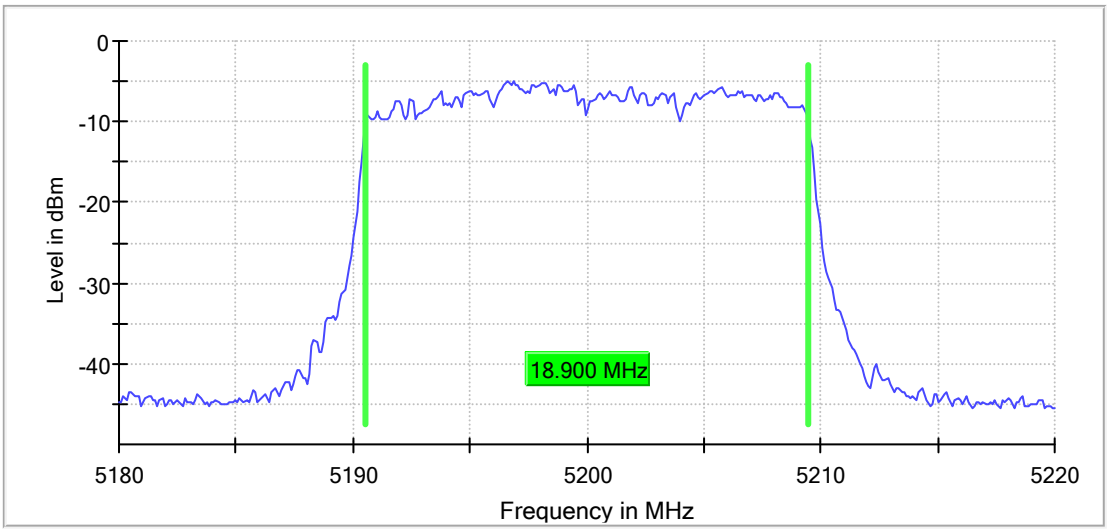

Measurement

Setting	Instrument Value	Target Value
Start Frequency	5.18000 GHz	5.18000 GHz
Stop Frequency	5.22000 GHz	5.22000 GHz
Span	40.000 MHz	40.000 MHz
RBW	200.000 kHz	>= 200.000 kHz
VBW	1.000 MHz	>= 600.000 kHz
SweepPoints	400	~ 400
Sweeptime	47.266 µs	AUTO
Reference Level	0.000 dBm	0.000 dBm
Attenuation	20.000 dB	AUTO
Detector	MaxPeak	MaxPeak
SweepCount	200	200
Filter	3 dB	3 dB
Trace Mode	Max Hold	Max Hold
Sweeptype	FFT	AUTO
Preamp	off	off
Stablemode	Trace	Trace
Stablevalue	0.30 dB	0.30 dB
Run	94 / max. 150	max. 150
Stable	5 / 5	5
Max Stable Difference	0.26 dB	0.30 dB

Occupied Channel Bandwidth 99% (5240 MHz; 20 MHz)

Test according to FCC title 47 part 15 §15.407(a),(e), KDB 789033 D02 General U-NII Test Procedures New Rules v02r01 D and ANSI C63.10-2013

99 % Bandwidth

DUT Frequency (MHz)	Bandwidth (MHz)	Limit Min (MHz)	Limit Max (MHz)	Band Edge Left (MHz)	Band Edge Right (MHz)
5240.000000	18.900000	---	---	5230.550000	5249.450000

(continuation of the "99 % Bandwidth" table from column 6 ...)

DUT Frequency (MHz)	Result
5240.000000	PASS

99 % Bandwidth

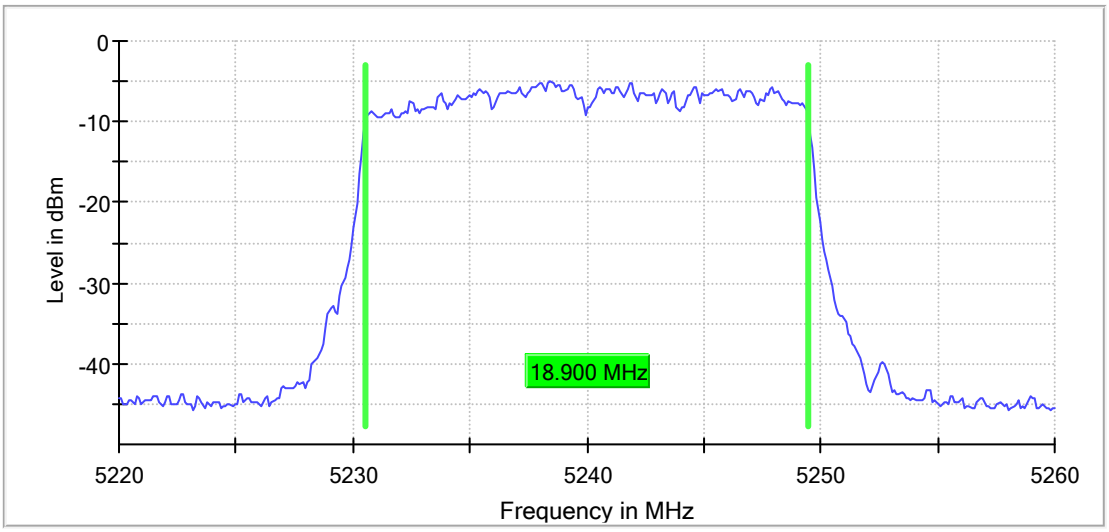

Measurement

Setting	Instrument Value	Target Value
Start Frequency	5.22000 GHz	5.22000 GHz
Stop Frequency	5.26000 GHz	5.26000 GHz
Span	40.000 MHz	40.000 MHz
RBW	200.000 kHz	>= 200.000 kHz
VBW	1.000 MHz	>= 600.000 kHz
SweepPoints	400	~ 400
Sweeptime	47.266 µs	AUTO
Reference Level	0.000 dBm	0.000 dBm
Attenuation	20.000 dB	AUTO
Detector	MaxPeak	MaxPeak
SweepCount	200	200
Filter	3 dB	3 dB
Trace Mode	Max Hold	Max Hold
Sweeptype	FFT	AUTO
Preamp	off	off
Stablemode	Trace	Trace
Stablevalue	0.30 dB	0.30 dB
Run	95 / max. 150	max. 150
Stable	5 / 5	5
Max Stable Difference	0.11 dB	0.30 dB

Occupied Channel Bandwidth 99% (5260 MHz; 20 MHz)

Test according to FCC title 47 part 15 §15.407(a),(e), KDB 789033 D02 General U-NII Test Procedures New Rules v02r01 D and ANSI C63.10-2013

99 % Bandwidth

DUT Frequency (MHz)	Bandwidth (MHz)	Limit Min (MHz)	Limit Max (MHz)	Band Edge Left (MHz)	Band Edge Right (MHz)
5260.000000	18.900000	---	---	5250.550000	5269.450000

(continuation of the "99 % Bandwidth" table from column 6 ...)

DUT Frequency (MHz)	Result
5260.000000	PASS

99 % Bandwidth

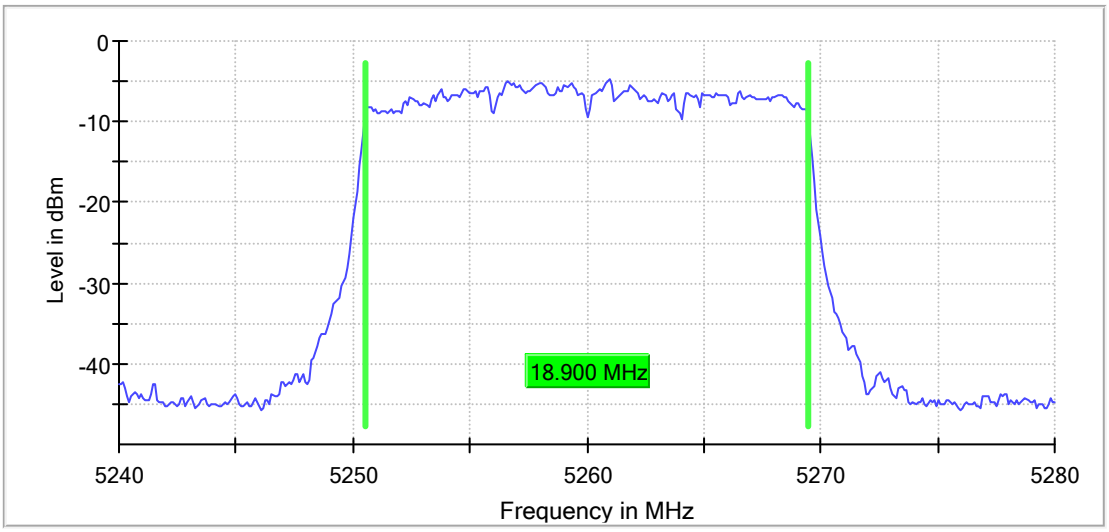

Measurement

Setting	Instrument Value	Target Value
Start Frequency	5.24000 GHz	5.24000 GHz
Stop Frequency	5.28000 GHz	5.28000 GHz
Span	40.000 MHz	40.000 MHz
RBW	200.000 kHz	>= 200.000 kHz
VBW	1.000 MHz	>= 600.000 kHz
SweepPoints	400	~ 400
Sweeptime	47.266 µs	AUTO
Reference Level	0.000 dBm	0.000 dBm
Attenuation	20.000 dB	AUTO
Detector	MaxPeak	MaxPeak
SweepCount	200	200
Filter	3 dB	3 dB
Trace Mode	Max Hold	Max Hold
Sweeptype	FFT	AUTO
Preamp	off	off
Stablemode	Trace	Trace
Stablevalue	0.30 dB	0.30 dB
Run	86 / max. 150	max. 150
Stable	5 / 5	5
Max Stable Difference	0.10 dB	0.30 dB

Occupied Channel Bandwidth 99% (5280 MHz; 20 MHz)

Test according to FCC title 47 part 15 §15.407(a),(e), KDB 789033 D02 General U-NII Test Procedures New Rules v02r01 D and ANSI C63.10-2013

99 % Bandwidth

DUT Frequency (MHz)	Bandwidth (MHz)	Limit Min (MHz)	Limit Max (MHz)	Band Edge Left (MHz)	Band Edge Right (MHz)
5280.000000	18.900000	---	---	5270.550000	5289.450000

(continuation of the "99 % Bandwidth" table from column 6 ...)

DUT Frequency (MHz)	Result
5280.000000	PASS

99 % Bandwidth

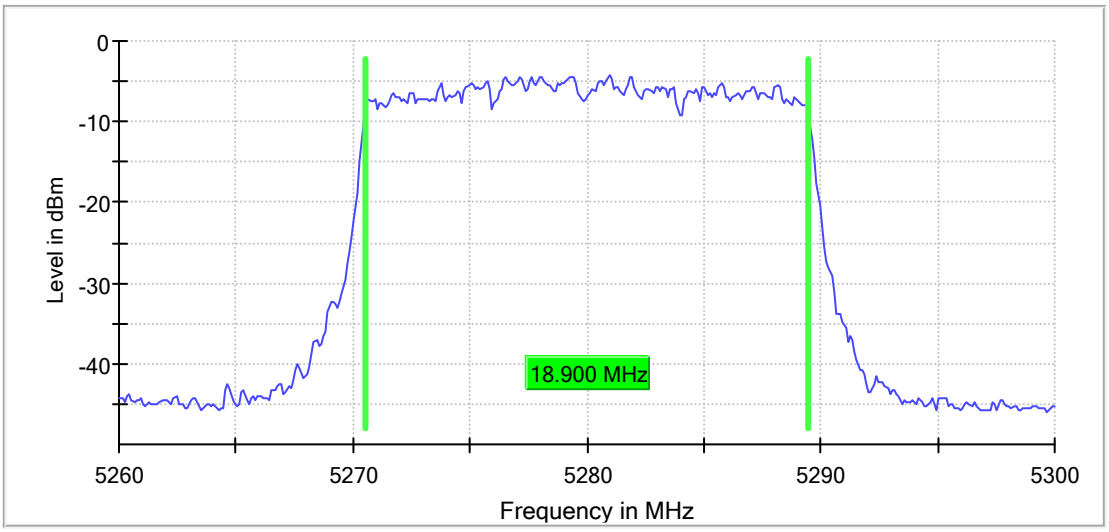

Measurement

Setting	Instrument Value	Target Value
Start Frequency	5.26000 GHz	5.26000 GHz
Stop Frequency	5.30000 GHz	5.30000 GHz
Span	40.000 MHz	40.000 MHz
RBW	200.000 kHz	>= 200.000 kHz
VBW	1.000 MHz	>= 600.000 kHz
SweepPoints	400	~ 400
Sweeptime	47.266 µs	AUTO
Reference Level	0.000 dBm	0.000 dBm
Attenuation	20.000 dB	AUTO
Detector	MaxPeak	MaxPeak
SweepCount	200	200
Filter	3 dB	3 dB
Trace Mode	Max Hold	Max Hold
Sweeptype	FFT	AUTO
Preamp	off	off
Stablemode	Trace	Trace
Stablevalue	0.30 dB	0.30 dB
Run	58 / max. 150	max. 150
Stable	5 / 5	5
Max Stable Difference	0.00 dB	0.30 dB

Occupied Channel Bandwidth 99% (5320 MHz; 20 MHz)

Test according to FCC title 47 part 15 §15.407(a),(e), KDB 789033 D02 General U-NII Test Procedures New Rules v02r01 D and ANSI C63.10-2013

99 % Bandwidth

DUT Frequency (MHz)	Bandwidth (MHz)	Limit Min (MHz)	Limit Max (MHz)	Band Edge Left (MHz)	Band Edge Right (MHz)
5320.000000	18.900000	---	---	5310.550000	5329.450000

(continuation of the "99 % Bandwidth" table from column 6 ...)

DUT Frequency (MHz)	Result
5320.000000	PASS

99 % Bandwidth

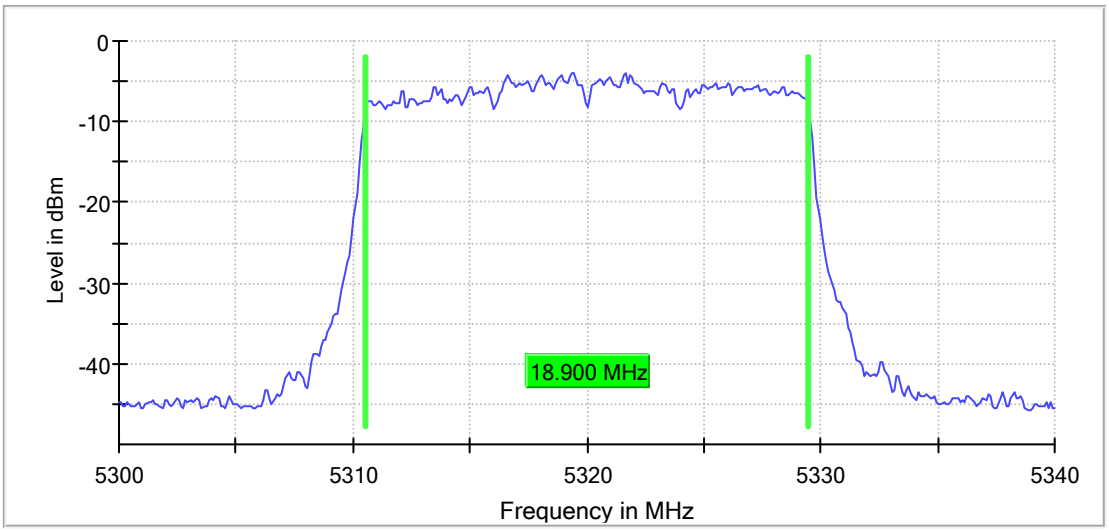

Measurement

Setting	Instrument Value	Target Value
Start Frequency	5.30000 GHz	5.30000 GHz
Stop Frequency	5.34000 GHz	5.34000 GHz
Span	40.000 MHz	40.000 MHz
RBW	200.000 kHz	>= 200.000 kHz
VBW	1.000 MHz	>= 600.000 kHz
SweepPoints	400	~ 400
Sweeptime	47.266 µs	AUTO
Reference Level	0.000 dBm	0.000 dBm
Attenuation	20.000 dB	AUTO
Detector	MaxPeak	MaxPeak
SweepCount	200	200
Filter	3 dB	3 dB
Trace Mode	Max Hold	Max Hold
Sweeptype	FFT	AUTO
Preamp	off	off
Stablemode	Trace	Trace
Stablevalue	0.30 dB	0.30 dB
Run	76 / max. 150	max. 150
Stable	5 / 5	5
Max Stable Difference	0.12 dB	0.30 dB

Occupied Channel Bandwidth 99% (5500 MHz; 20 MHz)

Test according to FCC title 47 part 15 §15.407(a),(e), KDB 789033 D02 General U-NII Test Procedures New Rules v02r01 D and ANSI C63.10-2013

99 % Bandwidth

DUT Frequency (MHz)	Bandwidth (MHz)	Limit Min (MHz)	Limit Max (MHz)	Band Edge Left (MHz)	Band Edge Right (MHz)
5500.000000	19.000000	---	---	5490.450000	5509.450000

(continuation of the "99 % Bandwidth" table from column 6 ...)

DUT Frequency (MHz)	Result
5500.000000	PASS

99 % Bandwidth

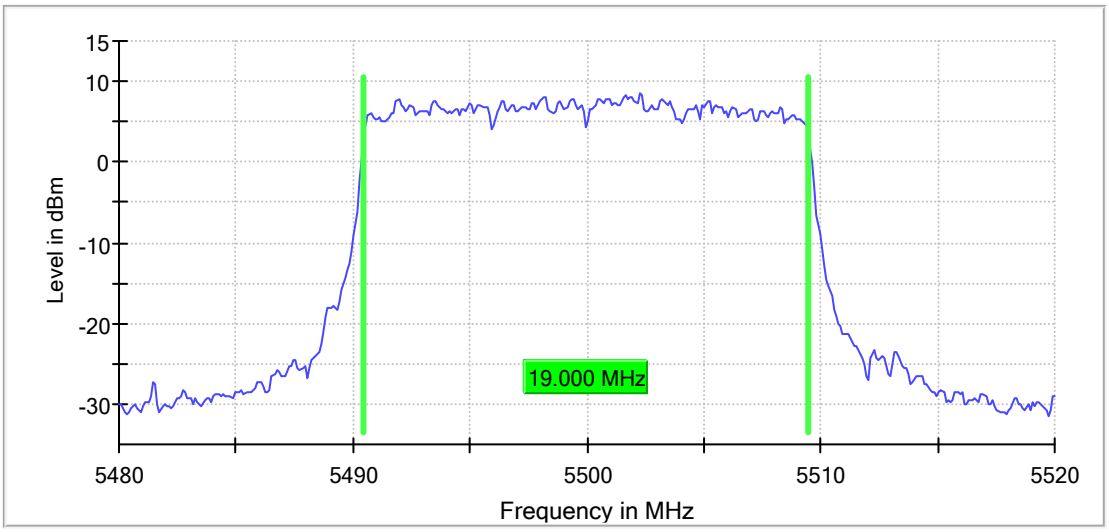

Measurement

Setting	Instrument Value	Target Value
Start Frequency	5.48000 GHz	5.48000 GHz
Stop Frequency	5.52000 GHz	5.52000 GHz
Span	40.000 MHz	40.000 MHz
RBW	200.000 kHz	>= 200.000 kHz
VBW	1.000 MHz	>= 600.000 kHz
SweepPoints	400	~ 400
Sweeptime	47.266 µs	AUTO
Reference Level	10.000 dBm	10.000 dBm
Attenuation	30.000 dB	AUTO
Detector	MaxPeak	MaxPeak
SweepCount	200	200
Filter	3 dB	3 dB
Trace Mode	Max Hold	Max Hold
Sweeptype	FFT	AUTO
Preamp	off	off
Stablemode	Trace	Trace
Stablevalue	0.30 dB	0.30 dB
Run	77 / max. 150	max. 150
Stable	5 / 5	5
Max Stable Difference	0.00 dB	0.30 dB

Occupied Channel Bandwidth 99% (5580 MHz; 20 MHz)

Test according to FCC title 47 part 15 §15.407(a),(e), KDB 789033 D02 General U-NII Test Procedures New Rules v02r01 D and ANSI C63.10-2013

99 % Bandwidth

DUT Frequency (MHz)	Bandwidth (MHz)	Limit Min (MHz)	Limit Max (MHz)	Band Edge Left (MHz)	Band Edge Right (MHz)
5580.000000	19.000000	---	---	5570.450000	5589.450000

(continuation of the "99 % Bandwidth" table from column 6 ...)

DUT Frequency (MHz)	Result
5580.000000	PASS

99 % Bandwidth

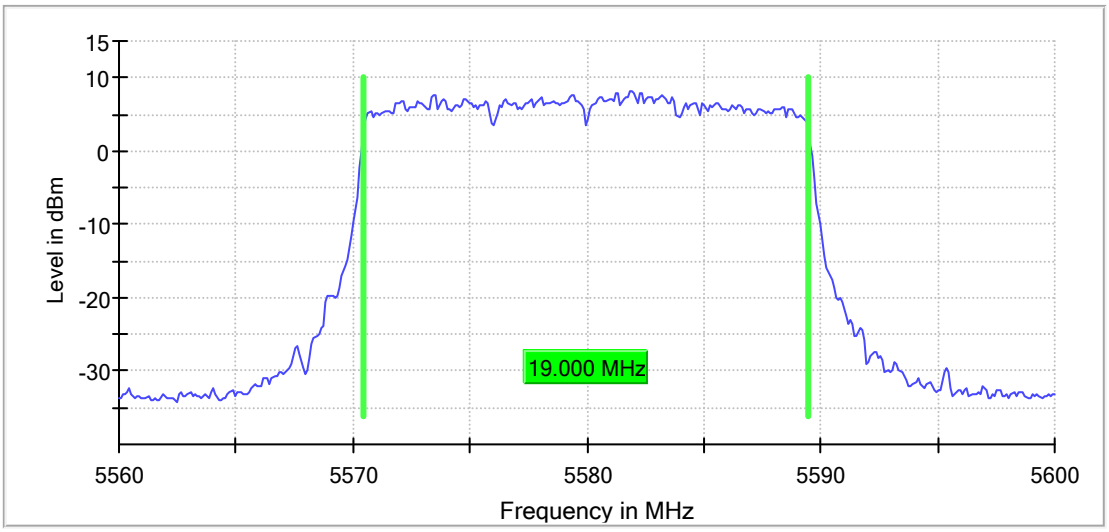

Measurement

Setting	Instrument Value	Target Value
Start Frequency	5.56000 GHz	5.56000 GHz
Stop Frequency	5.60000 GHz	5.60000 GHz
Span	40.000 MHz	40.000 MHz
RBW	200.000 kHz	>= 200.000 kHz
VBW	1.000 MHz	>= 600.000 kHz
SweepPoints	400	~ 400
Sweeptime	47.266 µs	AUTO
Reference Level	10.000 dBm	10.000 dBm
Attenuation	30.000 dB	AUTO
Detector	MaxPeak	MaxPeak
SweepCount	200	200
Filter	3 dB	3 dB
Trace Mode	Max Hold	Max Hold
Sweeptype	FFT	AUTO
Preamp	off	off
Stablemode	Trace	Trace
Stablevalue	0.30 dB	0.30 dB
Run	125 / max. 150	max. 150
Stable	5 / 5	5
Max Stable Difference	0.19 dB	0.30 dB

Occupied Channel Bandwidth 99% (5700 MHz; 20 MHz)

Test according to FCC title 47 part 15 §15.407(a),(e), KDB 789033 D02 General U-NII Test Procedures New Rules v02r01 D and ANSI C63.10-2013

99 % Bandwidth

DUT Frequency (MHz)	Bandwidth (MHz)	Limit Min (MHz)	Limit Max (MHz)	Band Edge Left (MHz)	Band Edge Right (MHz)
5700.000000	19.000000	---	---	5690.450000	5709.450000

(continuation of the "99 % Bandwidth" table from column 6 ...)

DUT Frequency (MHz)	Result
5700.000000	PASS

99 % Bandwidth

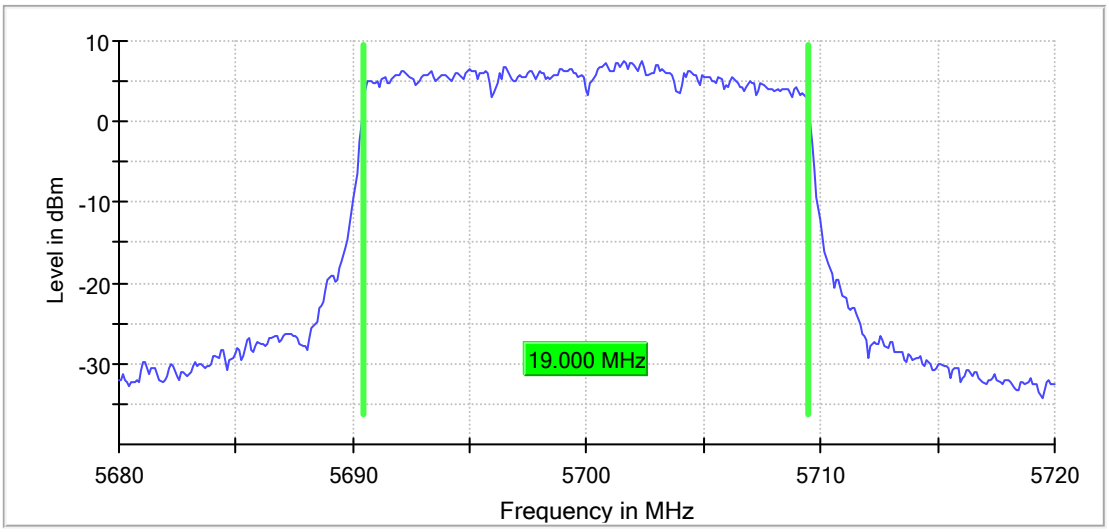

Measurement

Setting	Instrument Value	Target Value
Start Frequency	5.68000 GHz	5.68000 GHz
Stop Frequency	5.72000 GHz	5.72000 GHz
Span	40.000 MHz	40.000 MHz
RBW	200.000 kHz	>= 200.000 kHz
VBW	1.000 MHz	>= 600.000 kHz
SweepPoints	400	~ 400
Sweeptime	47.266 µs	AUTO
Reference Level	10.000 dBm	10.000 dBm
Attenuation	30.000 dB	AUTO
Detector	MaxPeak	MaxPeak
SweepCount	200	200
Filter	3 dB	3 dB
Trace Mode	Max Hold	Max Hold
Sweeptype	FFT	AUTO
Preamp	off	off
Stablemode	Trace	Trace
Stablevalue	0.30 dB	0.30 dB
Run	59 / max. 150	max. 150
Stable	5 / 5	5
Max Stable Difference	0.12 dB	0.30 dB

Occupied Channel Bandwidth 99% (5720 MHz; 20 MHz)

Test according to FCC title 47 part 15 §15.407(a),(e), KDB 789033 D02 General U-NII Test Procedures New Rules v02r01 D and ANSI C63.10-2013

99 % Bandwidth

DUT Frequency (MHz)	Bandwidth (MHz)	Bandwidth U-NII 2C (MHz)	Bandwidth U-NII 3 (MHz)	Limit Min (MHz)	Limit Max (MHz)
5720.000000	19.000000	14.550000	4.450000	---	---

(continuation of the "99 % Bandwidth" table from column 6 ...)

DUT Frequency (MHz)	Band Edge Left (MHz)	Band Edge Right (MHz)	Result
5720.000000	5710.450000	5729.450000	PASS

99 % Bandwidth

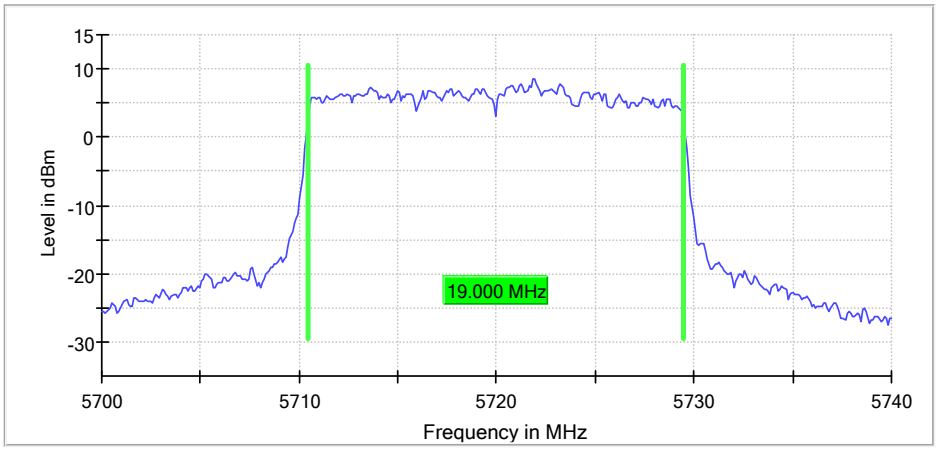

Measurement

Setting	Instrument Value	Target Value
Start Frequency	5.70000 GHz	5.70000 GHz
Stop Frequency	5.74000 GHz	5.74000 GHz
Span	40.000 MHz	40.000 MHz
RBW	200.000 kHz	>= 200.000 kHz
VBW	1.000 MHz	>= 600.000 kHz
SweepPoints	400	~ 400
Sweeptime	47.266 µs	AUTO
Reference Level	10.000 dBm	10.000 dBm
Attenuation	30.000 dB	AUTO
Detector	MaxPeak	MaxPeak
SweepCount	200	200
Filter	3 dB	3 dB
Trace Mode	Max Hold	Max Hold
Sweeptype	FFT	AUTO
Preamp	off	off
Stablemode	Trace	Trace
Stablevalue	0.30 dB	0.30 dB
Run	65 / max. 150	max. 150
Stable	5 / 5	5
Max Stable Difference	0.00 dB	0.30 dB

Occupied Channel Bandwidth 99% (5745 MHz; 20 MHz)

Test according to FCC title 47 part 15 §15.407(a),(e), KDB 789033 D02 General U-NII Test Procedures New Rules v02r01 D and ANSI C63.10-2013

99 % Bandwidth

DUT Frequency (MHz)	Bandwidth (MHz)	Limit Min (MHz)	Limit Max (MHz)	Band Edge Left (MHz)	Band Edge Right (MHz)
5745.000000	19.500000	---	---	5735.250000	5754.750000

(continuation of the "99 % Bandwidth" table from column 6 ...)

DUT Frequency (MHz)	Result
5745.000000	PASS

99 % Bandwidth

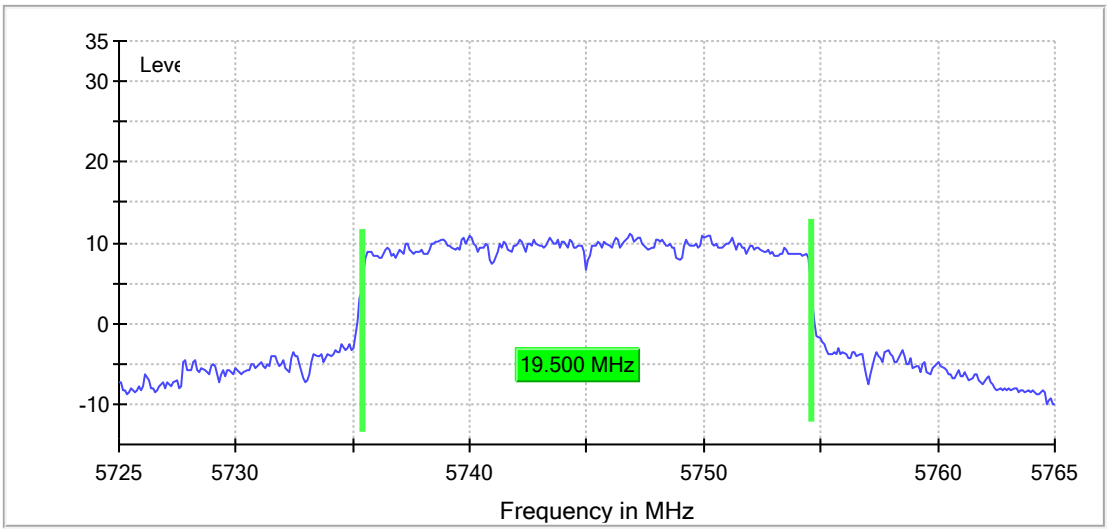

Measurement

Setting	Instrument Value	Target Value
Start Frequency	5.72500 GHz	5.72500 GHz
Stop Frequency	5.76500 GHz	5.76500 GHz
Span	40.000 MHz	40.000 MHz
RBW	200.000 kHz	>= 200.000 kHz
VBW	1.000 MHz	>= 600.000 kHz
SweepPoints	400	~ 400
Sweeptime	47.266 µs	AUTO
Reference Level	10.000 dBm	10.000 dBm
Attenuation	30.000 dB	AUTO
Detector	MaxPeak	MaxPeak
SweepCount	200	200
Filter	3 dB	3 dB
Trace Mode	Max Hold	Max Hold
Sweeptype	FFT	AUTO
Preamp	off	off
Stablemode	Trace	Trace
Stablevalue	0.30 dB	0.30 dB
Run	78 / max. 150	max. 150
Stable	5 / 5	5
Max Stable Difference	0.00 dB	0.30 dB

Occupied Channel Bandwidth 99% (5785 MHz; 20 MHz)

Test according to FCC title 47 part 15 §15.407(a),(e), KDB 789033 D02 General U-NII Test Procedures New Rules v02r01 D and ANSI C63.10-2013

99 % Bandwidth

DUT Frequency (MHz)	Bandwidth (MHz)	Limit Min (MHz)	Limit Max (MHz)	Band Edge Left (MHz)	Band Edge Right (MHz)
5785.000000	19.400000	---	---	5775.350000	5794.750000

(continuation of the "99 % Bandwidth" table from column 6 ...)

DUT Frequency (MHz)	Result
5785.000000	PASS

99 % Bandwidth

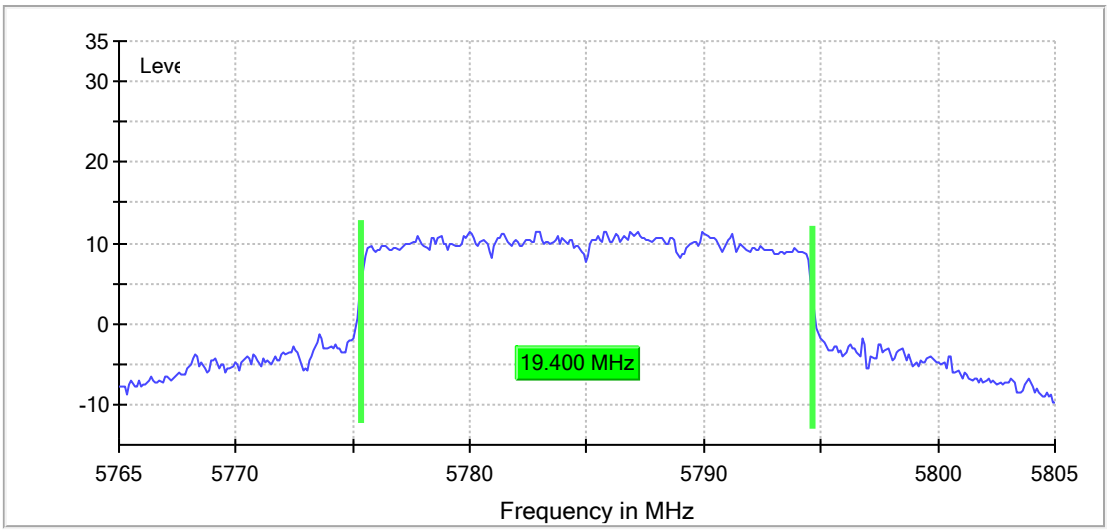

Measurement

Setting	Instrument Value	Target Value
Start Frequency	5.76500 GHz	5.76500 GHz
Stop Frequency	5.80500 GHz	5.80500 GHz
Span	40.000 MHz	40.000 MHz
RBW	200.000 kHz	>= 200.000 kHz
VBW	1.000 MHz	>= 600.000 kHz
SweepPoints	400	~ 400
Sweeptime	47.266 µs	AUTO
Reference Level	10.000 dBm	10.000 dBm
Attenuation	30.000 dB	AUTO
Detector	MaxPeak	MaxPeak
SweepCount	200	200
Filter	3 dB	3 dB
Trace Mode	Max Hold	Max Hold
Sweeptype	FFT	AUTO
Preamp	off	off
Stablemode	Trace	Trace
Stablevalue	0.30 dB	0.30 dB
Run	97 / max. 150	max. 150
Stable	5 / 5	5
Max Stable Difference	0.17 dB	0.30 dB

Occupied Channel Bandwidth 99% (5825 MHz; 20 MHz)

Test according to FCC title 47 part 15 §15.407(a),(e), KDB 789033 D02 General U-NII Test Procedures New Rules v02r01 D and ANSI C63.10-2013

99 % Bandwidth

DUT Frequency (MHz)	Bandwidth (MHz)	Limit Min (MHz)	Limit Max (MHz)	Band Edge Left (MHz)	Band Edge Right (MHz)
5825.000000	19.100000	---	---	5815.450000	5834.550000

(continuation of the "99 % Bandwidth" table from column 6 ...)

DUT Frequency (MHz)	Result
5825.000000	PASS

99 % Bandwidth

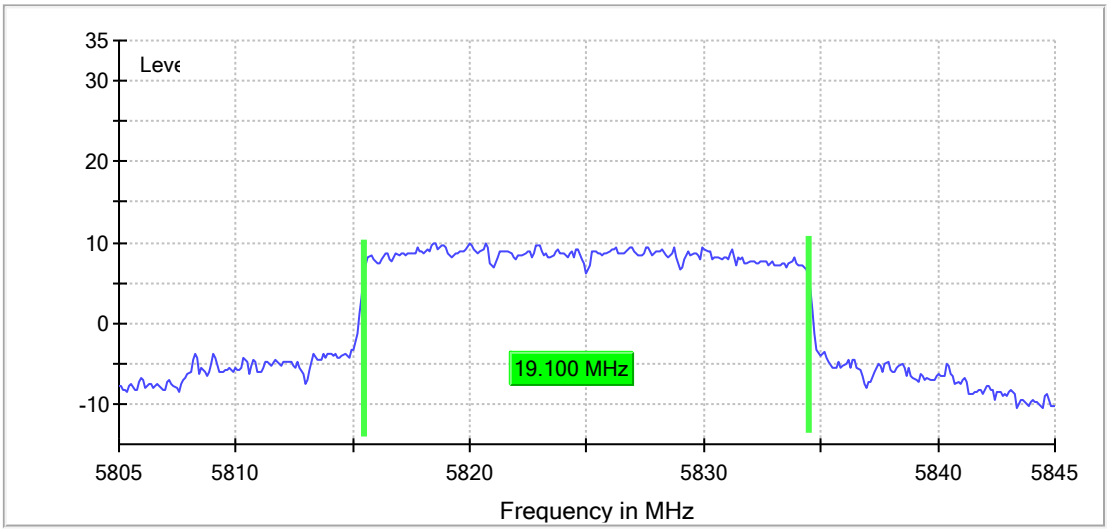

Measurement

Setting	Instrument Value	Target Value
Start Frequency	5.80500 GHz	5.80500 GHz
Stop Frequency	5.84500 GHz	5.84500 GHz
Span	40.000 MHz	40.000 MHz
RBW	200.000 kHz	>= 200.000 kHz
VBW	1.000 MHz	>= 600.000 kHz
SweepPoints	400	~ 400
Sweeptime	47.266 µs	AUTO
Reference Level	10.000 dBm	10.000 dBm
Attenuation	30.000 dB	AUTO
Detector	MaxPeak	MaxPeak
SweepCount	200	200
Filter	3 dB	3 dB
Trace Mode	Max Hold	Max Hold
Sweeptype	FFT	AUTO
Preamp	off	off
Stablemode	Trace	Trace
Stablevalue	0.30 dB	0.30 dB
Run	104 / max. 150	max. 150
Stable	5 / 5	5
Max Stable Difference	0.14 dB	0.30 dB

802.11AX40:
Occupied Channel Bandwidth 99% (5190 MHz; 40 MHz)

Test according to FCC title 47 part 15 §15.407(a),(e), KDB 789033 D02 General U-NII Test Procedures New Rules v02r01 D and ANSI C63.10-2013

99 % Bandwidth

DUT Frequency (MHz)	Bandwidth (MHz)	Limit Min (MHz)	Limit Max (MHz)	Band Edge Left (MHz)	Band Edge Right (MHz)
5190.000000	38.000000	---	---	5171.125000	5209.125000

(continuation of the "99 % Bandwidth" table from column 6 ...)

DUT Frequency (MHz)	Result
5190.000000	PASS

99 % Bandwidth

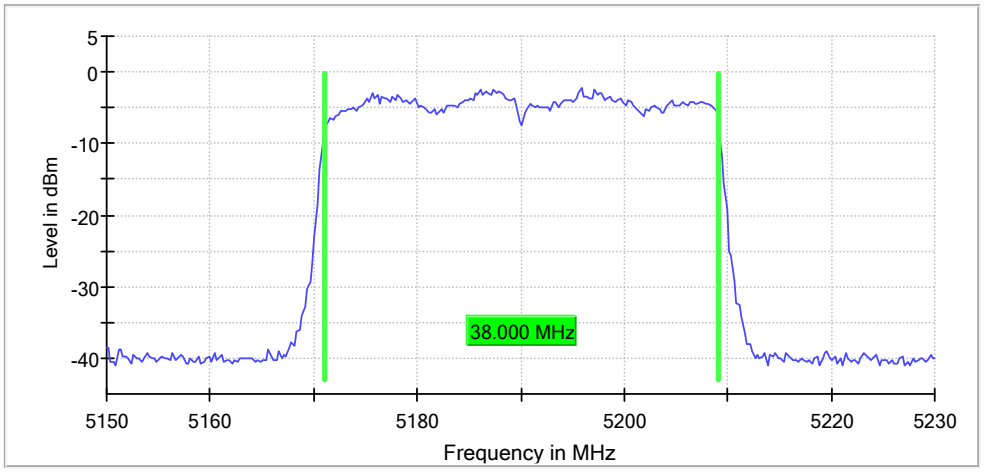

Measurement

Setting	Instrument Value	Target Value
Start Frequency	5.15000 GHz	5.15000 GHz
Stop Frequency	5.23000 GHz	5.23000 GHz
Span	80.000 MHz	80.000 MHz
RBW	500.000 kHz	>= 400.000 kHz
VBW	2.000 MHz	>= 1.500 MHz
SweepPoints	320	~ 320
Sweeptime	1.000 ms	AUTO
Reference Level	0.000 dBm	0.000 dBm
Attenuation	20.000 dB	AUTO
Detector	MaxPeak	MaxPeak
SweepCount	200	200
Filter	3 dB	3 dB
Trace Mode	Max Hold	Max Hold
Sweeptype	Sweep	AUTO
Preamp	off	off
Stablemode	Trace	Trace
Stablevalue	0.30 dB	0.30 dB
Run	55 / max. 150	max. 150
Stable	5 / 5	5
Max Stable Difference	0.14 dB	0.30 dB

Occupied Channel Bandwidth 99% (5230 MHz; 40 MHz)

Test according to FCC title 47 part 15 §15.407(a),(e), KDB 789033 D02 General U-NII Test Procedures New Rules v02r01 D and ANSI C63.10-2013

99 % Bandwidth

DUT Frequency (MHz)		Bandwidth (MHz)	Limit Min (MHz)	Limit Max (MHz)	Band Edge Left (MHz)	Band Edge Right (MHz)
5230.000000		38.000000	---	---	5211.125000	5249.125000

(continuation of the "99 % Bandwidth" table from column 6 ...)

DUT Frequency (MHz)	Result
5230.000000	PASS

99 % Bandwidth

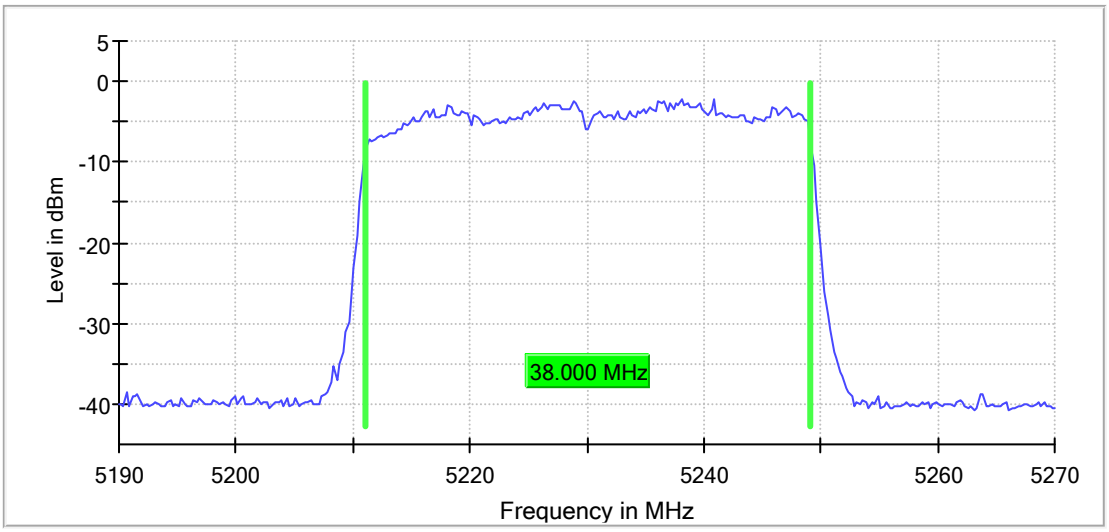

Measurement

Setting	Instrument Value	Target Value
Start Frequency	5.19000 GHz	5.19000 GHz
Stop Frequency	5.27000 GHz	5.27000 GHz
Span	80.000 MHz	80.000 MHz
RBW	500.000 kHz	>= 400.000 kHz
VBW	2.000 MHz	>= 1.500 MHz
SweepPoints	320	~ 320
Sweeptime	1.000 ms	AUTO
Reference Level	0.000 dBm	0.000 dBm
Attenuation	20.000 dB	AUTO
Detector	MaxPeak	MaxPeak
SweepCount	200	200
Filter	3 dB	3 dB
Trace Mode	Max Hold	Max Hold
Sweeptype	Sweep	AUTO
Preamp	off	off
Stablemode	Trace	Trace
Stablevalue	0.30 dB	0.30 dB
Run	109 / max. 150	max. 150
Stable	5 / 5	5
Max Stable Difference	0.00 dB	0.30 dB

Occupied Channel Bandwidth 99% (5310 MHz; 40 MHz)

Test according to FCC title 47 part 15 §15.407(a),(e), KDB 789033 D02 General U-NII Test Procedures New Rules v02r01 D and ANSI C63.10-2013

99 % Bandwidth

DUT Frequency (MHz)	Bandwidth (MHz)	Limit Min (MHz)	Limit Max (MHz)	Band Edge Left (MHz)	Band Edge Right (MHz)
5310.000000	38.000000	---	---	5291.125000	5329.125000

(continuation of the "99 % Bandwidth" table from column 6 ...)

DUT Frequency (MHz)	Result
5310.000000	PASS

99 % Bandwidth

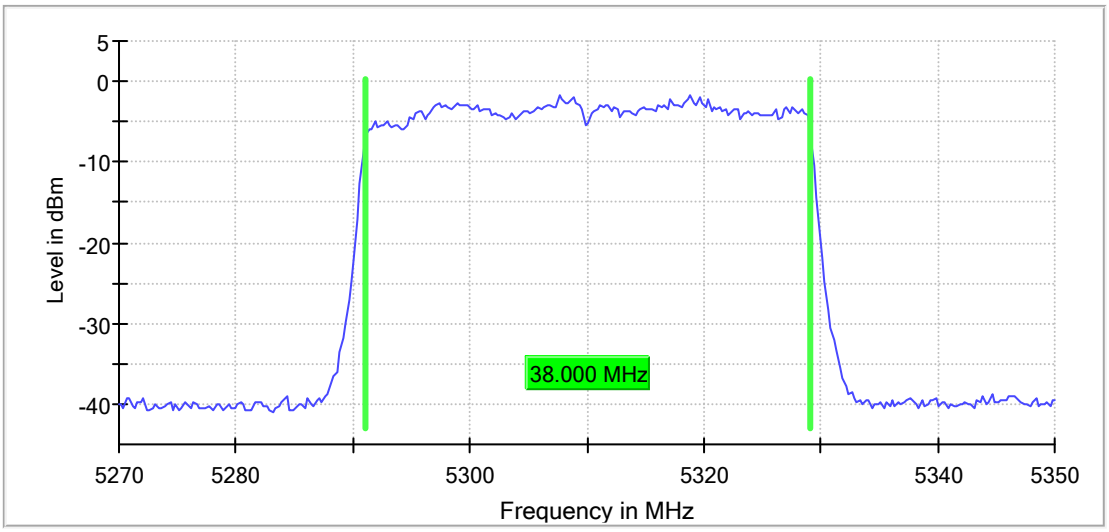

Measurement

Setting	Instrument Value	Target Value
Start Frequency	5.27000 GHz	5.27000 GHz
Stop Frequency	5.35000 GHz	5.35000 GHz
Span	80.000 MHz	80.000 MHz
RBW	500.000 kHz	>= 400.000 kHz
VBW	2.000 MHz	>= 1.500 MHz
SweepPoints	320	~ 320
Sweeptime	1.000 ms	AUTO
Reference Level	0.000 dBm	0.000 dBm
Attenuation	20.000 dB	AUTO
Detector	MaxPeak	MaxPeak
SweepCount	200	200
Filter	3 dB	3 dB
Trace Mode	Max Hold	Max Hold
Sweeptype	Sweep	AUTO
Preamp	off	off
Stablemode	Trace	Trace
Stablevalue	0.30 dB	0.30 dB
Run	99 / max. 150	max. 150
Stable	5 / 5	5
Max Stable Difference	0.00 dB	0.30 dB

Occupied Channel Bandwidth 99% (5510 MHz; 40 MHz)

Test according to FCC title 47 part 15 §15.407(a),(e), KDB 789033 D02 General U-NII Test Procedures New Rules v02r01 D and ANSI C63.10-2013

99 % Bandwidth

DUT Frequency (MHz)	Bandwidth (MHz)	Limit Min (MHz)	Limit Max (MHz)	Band Edge Left (MHz)	Band Edge Right (MHz)
5510.000000	37.750000	---	---	5491.125000	5528.875000

(continuation of the "99 % Bandwidth" table from column 6 ...)

DUT Frequency (MHz)	Result
5510.000000	PASS

99 % Bandwidth

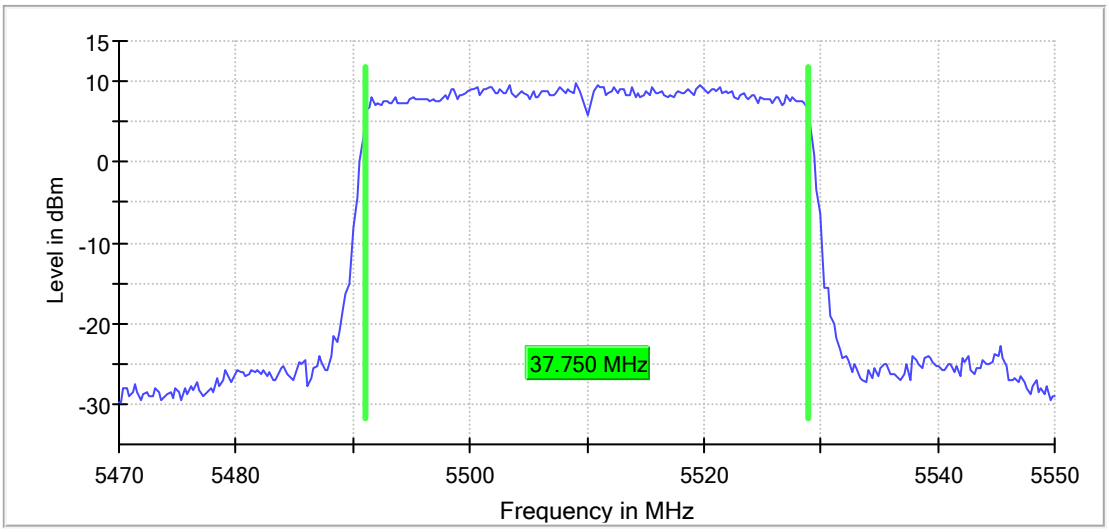

Measurement

Setting	Instrument Value	Target Value
Start Frequency	5.47000 GHz	5.47000 GHz
Stop Frequency	5.55000 GHz	5.55000 GHz
Span	80.000 MHz	80.000 MHz
RBW	500.000 kHz	>= 400.000 kHz
VBW	2.000 MHz	>= 1.500 MHz
SweepPoints	320	~ 320
Sweeptime	1.000 ms	AUTO
Reference Level	10.000 dBm	10.000 dBm
Attenuation	30.000 dB	AUTO
Detector	MaxPeak	MaxPeak
SweepCount	200	200
Filter	3 dB	3 dB
Trace Mode	Max Hold	Max Hold
Sweeptype	Sweep	AUTO
Preamp	off	off
Stablemode	Trace	Trace
Stablevalue	0.30 dB	0.30 dB
Run	82 / max. 150	max. 150
Stable	5 / 5	5
Max Stable Difference	0.00 dB	0.30 dB

Occupied Channel Bandwidth 99% (5550 MHz; 40 MHz)

Test according to FCC title 47 part 15 §15.407(a),(e), KDB 789033 D02 General U-NII Test Procedures New Rules v02r01 D and ANSI C63.10-2013

99 % Bandwidth

DUT Frequency (MHz)	Bandwidth (MHz)	Limit Min (MHz)	Limit Max (MHz)	Band Edge Left (MHz)	Band Edge Right (MHz)
5550.000000	37.750000	---	---	5531.125000	5568.875000

(continuation of the "99 % Bandwidth" table from column 6 ...)

DUT Frequency (MHz)	Result
5550.000000	PASS

99 % Bandwidth

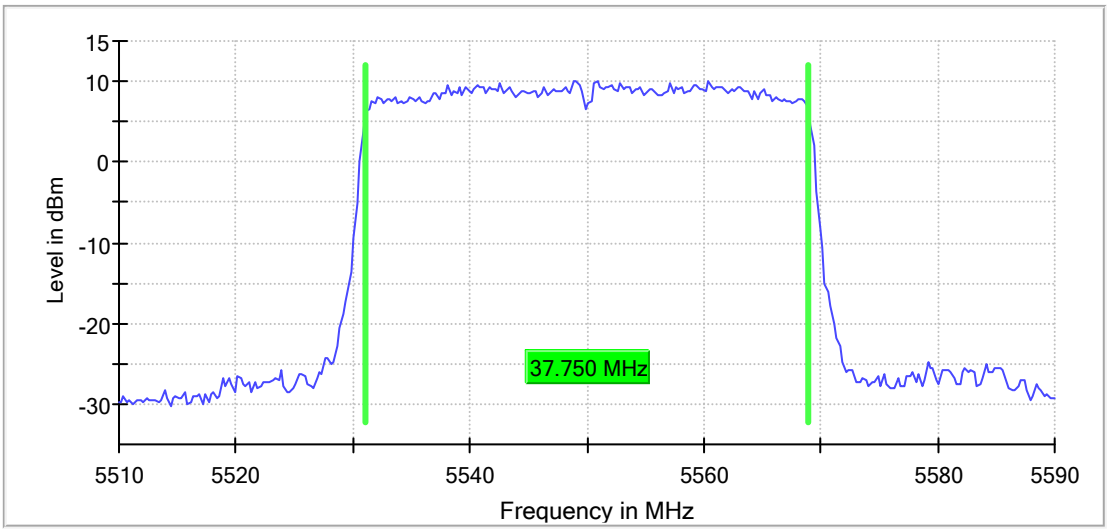

Measurement

Setting	Instrument Value	Target Value
Start Frequency	5.51000 GHz	5.51000 GHz
Stop Frequency	5.59000 GHz	5.59000 GHz
Span	80.000 MHz	80.000 MHz
RBW	500.000 kHz	>= 400.000 kHz
VBW	2.000 MHz	>= 1.500 MHz
SweepPoints	320	~ 320
Sweeptime	1.000 ms	AUTO
Reference Level	10.000 dBm	10.000 dBm
Attenuation	30.000 dB	AUTO
Detector	MaxPeak	MaxPeak
SweepCount	200	200
Filter	3 dB	3 dB
Trace Mode	Max Hold	Max Hold
Sweeptype	Sweep	AUTO
Preamp	off	off
Stablemode	Trace	Trace
Stablevalue	0.30 dB	0.30 dB
Run	88 / max. 150	max. 150
Stable	5 / 5	5
Max Stable Difference	0.00 dB	0.30 dB

Occupied Channel Bandwidth 99% (5670 MHz; 40 MHz)

Test according to FCC title 47 part 15 §15.407(a),(e), KDB 789033 D02 General U-NII Test Procedures New Rules v02r01 D and ANSI C63.10-2013

99 % Bandwidth

DUT Frequency (MHz)	Bandwidth (MHz)	Limit Min (MHz)	Limit Max (MHz)	Band Edge Left (MHz)	Band Edge Right (MHz)
5670.000000	37.750000	---	---	5651.125000	5688.875000

(continuation of the "99 % Bandwidth" table from column 6 ...)

DUT Frequency (MHz)	Result
5670.000000	PASS

99 % Bandwidth

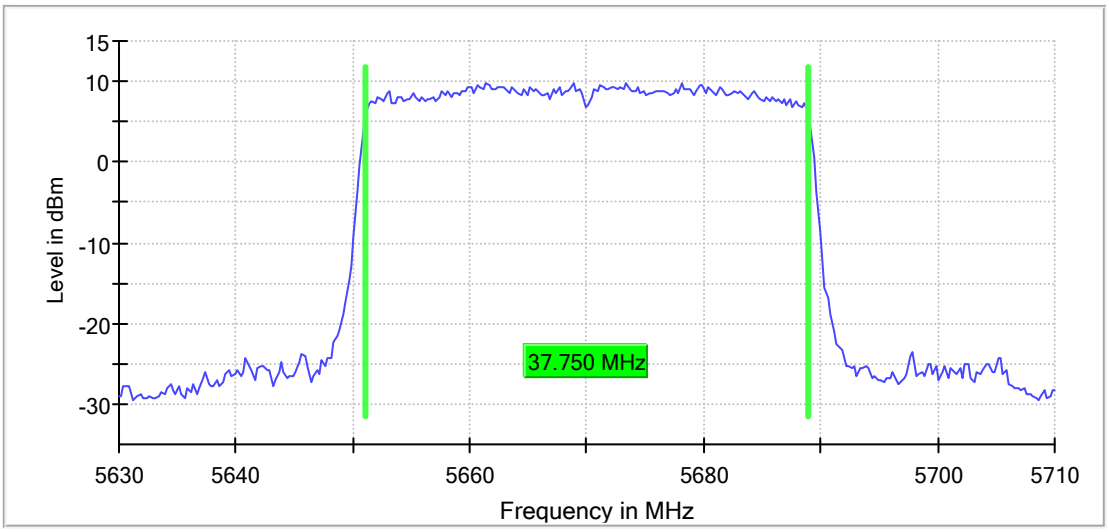

Measurement

Setting	Instrument Value	Target Value
Start Frequency	5.63000 GHz	5.63000 GHz
Stop Frequency	5.71000 GHz	5.71000 GHz
Span	80.000 MHz	80.000 MHz
RBW	500.000 kHz	>= 400.000 kHz
VBW	2.000 MHz	>= 1.500 MHz
SweepPoints	320	~ 320
Sweeptime	1.000 ms	AUTO
Reference Level	10.000 dBm	10.000 dBm
Attenuation	30.000 dB	AUTO
Detector	MaxPeak	MaxPeak
SweepCount	200	200
Filter	3 dB	3 dB
Trace Mode	Max Hold	Max Hold
Sweeptype	Sweep	AUTO
Preamp	off	off
Stablemode	Trace	Trace
Stablevalue	0.30 dB	0.30 dB
Run	88 / max. 150	max. 150
Stable	5 / 5	5
Max Stable Difference	0.20 dB	0.30 dB

Occupied Channel Bandwidth 99% (5710 MHz; 40 MHz)

Test according to FCC title 47 part 15 §15.407(a),(e), KDB 789033 D02 General U-NII Test Procedures New Rules v02r01 D and ANSI C63.10-2013

99 % Bandwidth

DUT Frequency (MHz)	Bandwidth (MHz)	Bandwidth U-NII 2C (MHz)	Bandwidth U-NII 3 (MHz)	Limit Min (MHz)	Limit Max (MHz)
5710.000000	37.750000	33.875000	3.875000	---	---

(continuation of the "99 % Bandwidth" table from column 6 ...)

DUT Frequency (MHz)	Band Edge Left (MHz)	Band Edge Right (MHz)	Result
5710.000000	5691.125000	5728.875000	PASS

99 % Bandwidth

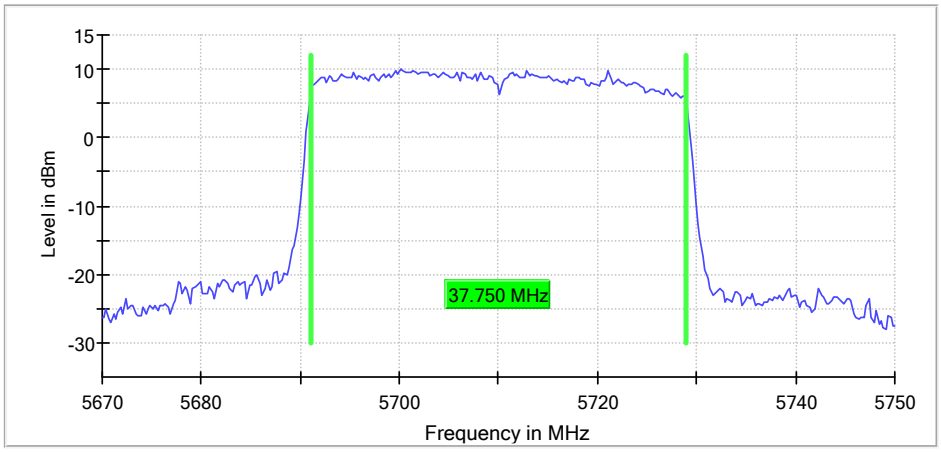

Measurement

Setting	Instrument Value	Target Value
Start Frequency	5.67000 GHz	5.67000 GHz
Stop Frequency	5.75000 GHz	5.75000 GHz
Span	80.000 MHz	80.000 MHz
RBW	500.000 kHz	>= 400.000 kHz
VBW	2.000 MHz	>= 1.500 MHz
SweepPoints	320	~ 320
Sweeptime	1.000 ms	AUTO
Reference Level	10.000 dBm	10.000 dBm
Attenuation	30.000 dB	AUTO
Detector	MaxPeak	MaxPeak
SweepCount	200	200
Filter	3 dB	3 dB
Trace Mode	Max Hold	Max Hold
Sweeptype	Sweep	AUTO
Preamp	off	off
Stablemode	Trace	Trace
Stablevalue	0.30 dB	0.30 dB
Run	89 / max. 150	max. 150
Stable	5 / 5	5
Max Stable Difference	0.08 dB	0.30 dB

Occupied Channel Bandwidth 99% (5795 MHz; 40 MHz)

Test according to FCC title 47 part 15 §15.407(a),(e), KDB 789033 D02 General U-NII Test Procedures New Rules v02r01 D and ANSI C63.10-2013

99 % Bandwidth

DUT Frequency (MHz)	Bandwidth (MHz)	Limit Min (MHz)	Limit Max (MHz)	Band Edge Left (MHz)	Band Edge Right (MHz)
5795.000000	38.850000	---	---	5775.225000	5814.075000

(continuation of the "99 % Bandwidth" table from column 6 ...)

DUT Frequency (MHz)	Result
5795.000000	PASS

99 % Bandwidth

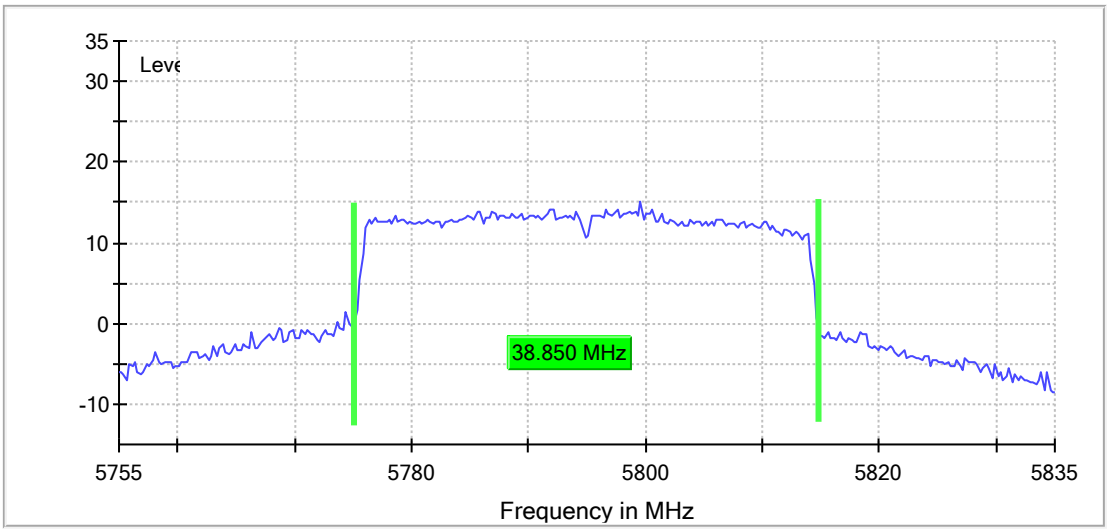

Measurement

Setting	Instrument Value	Target Value
Start Frequency	5.75500 GHz	5.75500 GHz
Stop Frequency	5.83500 GHz	5.83500 GHz
Span	80.000 MHz	80.000 MHz
RBW	500.000 kHz	>= 400.000 kHz
VBW	2.000 MHz	>= 1.500 MHz
SweepPoints	320	~ 320
Sweeptime	1.000 ms	AUTO
Reference Level	10.000 dBm	10.000 dBm
Attenuation	30.000 dB	AUTO
Detector	MaxPeak	MaxPeak
SweepCount	200	200
Filter	3 dB	3 dB
Trace Mode	Max Hold	Max Hold
Sweeptype	Sweep	AUTO
Preamp	off	off
Stablemode	Trace	Trace
Stablevalue	0.30 dB	0.30 dB
Run	88 / max. 150	max. 150
Stable	5 / 5	5
Max Stable Difference	0.15 dB	0.30 dB

Occupied Channel Bandwidth 99% (5755 MHz; 40 MHz)

Test according to FCC title 47 part 15 §15.407(a),(e), KDB 789033 D02 General U-NII Test Procedures New Rules v02r01 D and ANSI C63.10-2013

99 % Bandwidth

DUT Frequency (MHz)	Bandwidth (MHz)	Limit Min (MHz)	Limit Max (MHz)	Band Edge Left (MHz)	Band Edge Right (MHz)
5755.000000	38.400000	---	---	5735.775000	5774.175000

(continuation of the "99 % Bandwidth" table from column 6 ...)

DUT Frequency (MHz)	Result
5755.000000	PASS

99 % Bandwidth

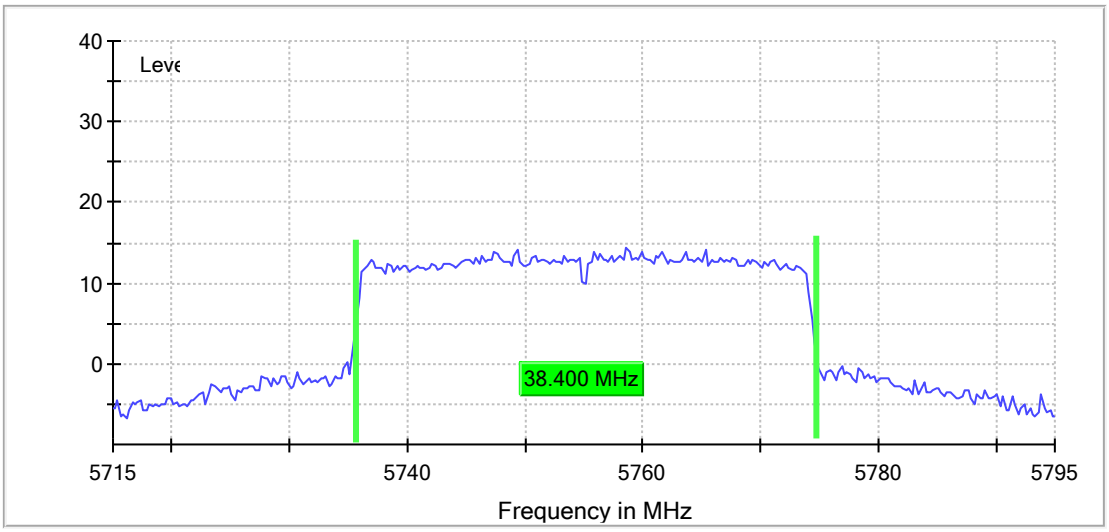

Measurement

Setting	Instrument Value	Target Value
Start Frequency	5.71500 GHz	5.71500 GHz
Stop Frequency	5.79500 GHz	5.79500 GHz
Span	80.000 MHz	80.000 MHz
RBW	500.000 kHz	>= 400.000 kHz
VBW	2.000 MHz	>= 1.500 MHz
SweepPoints	320	~ 320
Sweeptime	1.000 ms	AUTO
Reference Level	10.000 dBm	10.000 dBm
Attenuation	30.000 dB	AUTO
Detector	MaxPeak	MaxPeak
SweepCount	200	200
Filter	3 dB	3 dB
Trace Mode	Max Hold	Max Hold
Sweeptype	Sweep	AUTO
Preamp	off	off
Stablemode	Trace	Trace
Stablevalue	0.30 dB	0.30 dB
Run	59 / max. 150	max. 150
Stable	5 / 5	5
Max Stable Difference	0.13 dB	0.30 dB

802.11AX80:

Occupied Channel Bandwidth 99% (5210 MHz; 80 MHz)

Test according to FCC title 47 part 15 §15.407(a),(e), KDB 789033 D02 General U-NII Test Procedures New Rules v02r01 D and ANSI C63.10-2013

99 % Bandwidth

DUT Frequency (MHz)	Bandwidth (MHz)	Limit Min (MHz)	Limit Max (MHz)	Band Edge Left (MHz)	Band Edge Right (MHz)
5210.000000	77.500000	---	---	5171.750000	5249.250000

(continuation of the "99 % Bandwidth" table from column 6 ...)

DUT Frequency (MHz)	Result
5210.000000	PASS

99 % Bandwidth

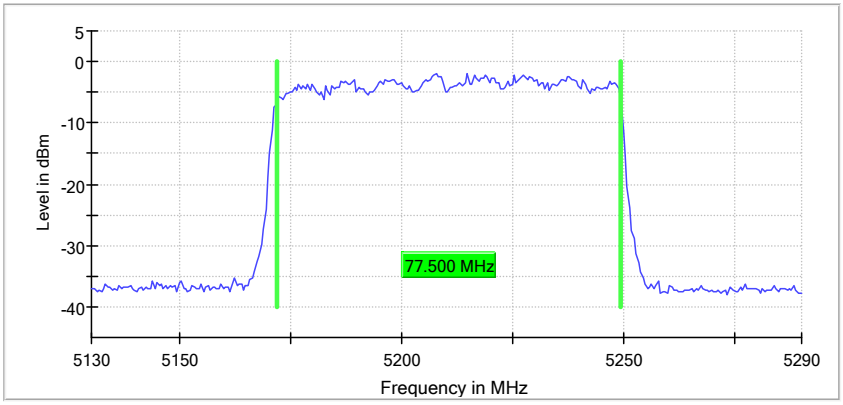

Measurement

Setting	Instrument Value	Target Value
Start Frequency	5.13000 GHz	5.13000 GHz
Stop Frequency	5.29000 GHz	5.29000 GHz
Span	160.000 MHz	160.000 MHz
RBW	1.000 MHz	>= 800.000 kHz
VBW	3.000 MHz	>= 3.000 MHz
SweepPoints	320	~ 320
Sweeptime	1.000 ms	AUTO
Reference Level	0.000 dBm	0.000 dBm
Attenuation	20.000 dB	AUTO
Detector	MaxPeak	MaxPeak
SweepCount	200	200
Filter	3 dB	3 dB
Trace Mode	Max Hold	Max Hold
Sweeptype	Sweep	AUTO
Preamp	off	off
Stablemode	Trace	Trace
Stablevalue	0.30 dB	0.30 dB
Run	102 / max. 150	max. 150
Stable	5 / 5	5
Max Stable Difference	0.00 dB	0.30 dB

Occupied Channel Bandwidth 99% (5290 MHz; 80 MHz)

Test according to FCC title 47 part 15 §15.407(a),(e), KDB 789033 D02 General U-NII Test Procedures New Rules v02r01 D and ANSI C63.10-2013

99 % Bandwidth

DUT Frequency (MHz)	Bandwidth (MHz)	Limit Min (MHz)	Limit Max (MHz)	Band Edge Left (MHz)	Band Edge Right (MHz)
5290.000000	77.500000	---	---	5251.250000	5328.750000

(continuation of the "99 % Bandwidth" table from column 6 ...)

DUT Frequency (MHz)	Result
5290.000000	PASS

99 % Bandwidth

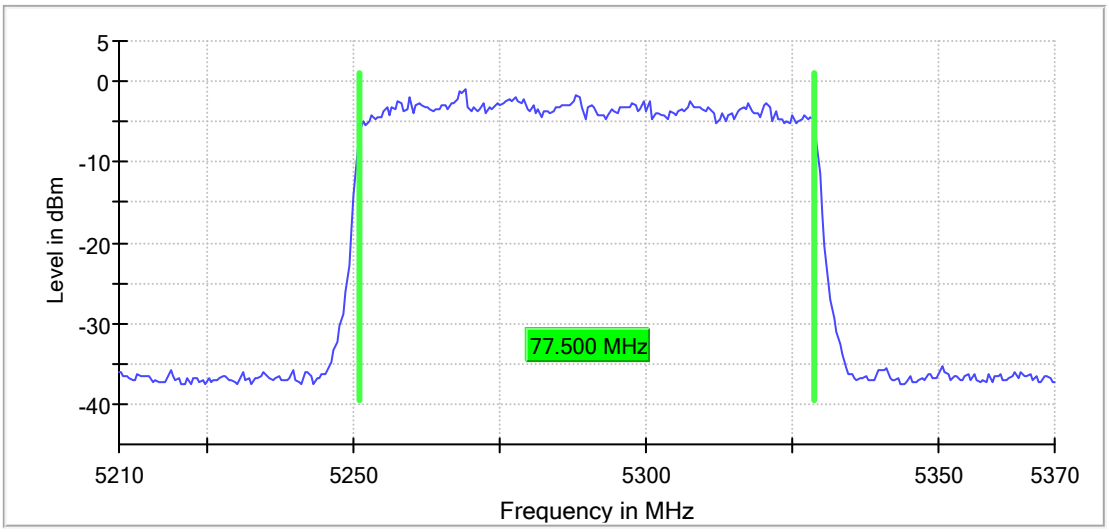

Measurement

Setting	Instrument Value	Target Value
Start Frequency	5.21000 GHz	5.21000 GHz
Stop Frequency	5.37000 GHz	5.37000 GHz
Span	160.000 MHz	160.000 MHz
RBW	1.000 MHz	>= 800.000 kHz
VBW	3.000 MHz	>= 3.000 MHz
SweepPoints	320	~ 320
Sweeptime	1.000 ms	AUTO
Reference Level	0.000 dBm	0.000 dBm
Attenuation	20.000 dB	AUTO
Detector	MaxPeak	MaxPeak
SweepCount	200	200
Filter	3 dB	3 dB
Trace Mode	Max Hold	Max Hold
Sweeptype	Sweep	AUTO
Preamp	off	off
Stablemode	Trace	Trace
Stablevalue	0.30 dB	0.30 dB
Run	103 / max. 150	max. 150
Stable	5 / 5	5
Max Stable Difference	0.00 dB	0.30 dB

Occupied Channel Bandwidth 99% (5530 MHz; 80 MHz)

Test according to FCC title 47 part 15 §15.407(a),(e), KDB 789033 D02 General U-NII Test Procedures New Rules v02r01 D and ANSI C63.10-2013

99 % Bandwidth

DUT Frequency (MHz)	Bandwidth (MHz)	Limit Min (MHz)	Limit Max (MHz)	Band Edge Left (MHz)	Band Edge Right (MHz)
5530.000000	77.500000	---	---	5491.250000	5568.750000

(continuation of the "99 % Bandwidth" table from column 6 ...)

DUT Frequency (MHz)	Result
5530.000000	PASS

99 % Bandwidth

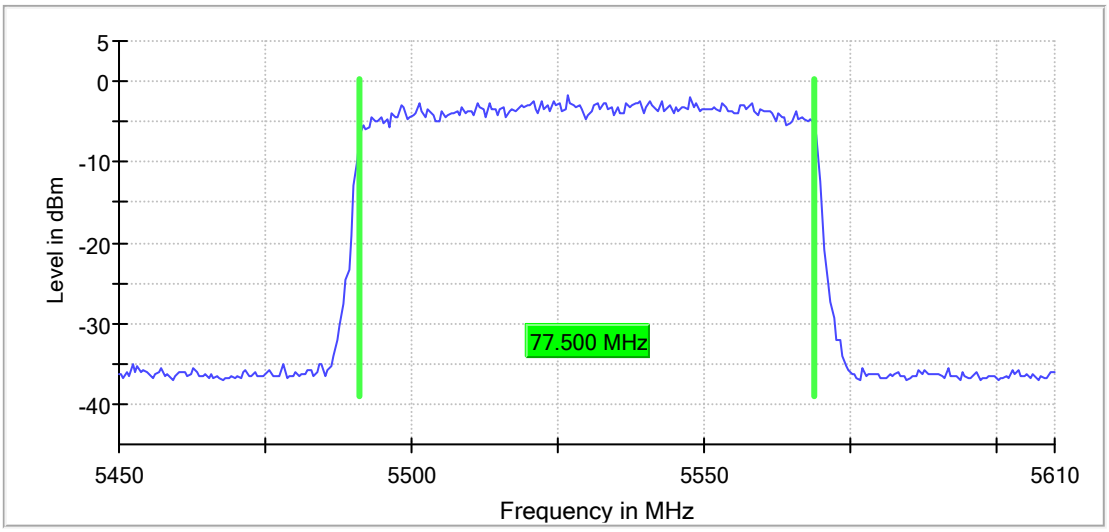

Measurement

Setting	Instrument Value	Target Value
Start Frequency	5.45000 GHz	5.45000 GHz
Stop Frequency	5.61000 GHz	5.61000 GHz
Span	160.000 MHz	160.000 MHz
RBW	1.000 MHz	>= 800.000 kHz
VBW	3.000 MHz	>= 3.000 MHz
SweepPoints	320	~ 320
Sweeptime	1.000 ms	AUTO
Reference Level	0.000 dBm	0.000 dBm
Attenuation	20.000 dB	AUTO
Detector	MaxPeak	MaxPeak
SweepCount	200	200
Filter	3 dB	3 dB
Trace Mode	Max Hold	Max Hold
Sweeptype	Sweep	AUTO
Preamp	off	off
Stablemode	Trace	Trace
Stablevalue	0.30 dB	0.30 dB
Run	113 / max. 150	max. 150
Stable	5 / 5	5
Max Stable Difference	0.00 dB	0.30 dB

Occupied Channel Bandwidth 99% (5610 MHz; 80 MHz)

Test according to FCC title 47 part 15 §15.407(a),(e), KDB 789033 D02 General U-NII Test Procedures New Rules v02r01 D and ANSI C63.10-2013

99 % Bandwidth

DUT Frequency (MHz)	Bandwidth (MHz)	Limit Min (MHz)	Limit Max (MHz)	Band Edge Left (MHz)	Band Edge Right (MHz)
5610.000000	77.500000	---	---	5571.250000	5648.750000

(continuation of the "99 % Bandwidth" table from column 6 ...)

DUT Frequency (MHz)	Result
5610.000000	PASS

99 % Bandwidth

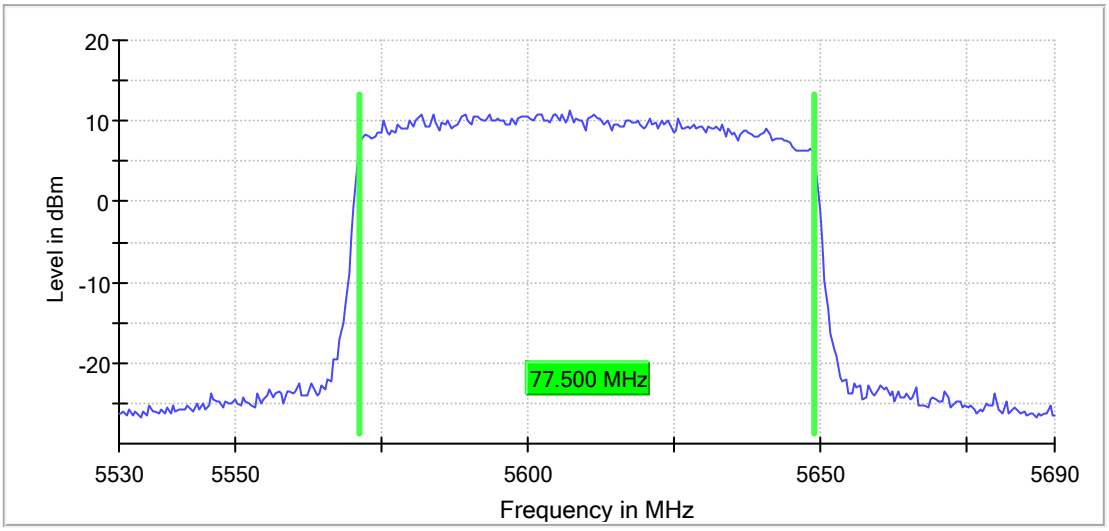

Measurement

Setting	Instrument Value	Target Value
Start Frequency	5.53000 GHz	5.53000 GHz
Stop Frequency	5.69000 GHz	5.69000 GHz
Span	160.000 MHz	160.000 MHz
RBW	1.000 MHz	>= 800.000 kHz
VBW	3.000 MHz	>= 3.000 MHz
SweepPoints	320	~ 320
Sweeptime	1.000 ms	AUTO
Reference Level	10.000 dBm	10.000 dBm
Attenuation	30.000 dB	AUTO
Detector	MaxPeak	MaxPeak
SweepCount	200	200
Filter	3 dB	3 dB
Trace Mode	Max Hold	Max Hold
Sweeptype	Sweep	AUTO
Preamp	off	off
Stablemode	Trace	Trace
Stablevalue	0.30 dB	0.30 dB
Run	144 / max. 150	max. 150
Stable	5 / 5	5
Max Stable Difference	0.00 dB	0.30 dB

Occupied Channel Bandwidth 99% (5690 MHz; 80 MHz)

Test according to FCC title 47 part 15 §15.407(a),(e), KDB 789033 D02 General U-NII Test Procedures New Rules v02r01 D and ANSI C63.10-2013

99 % Bandwidth

DUT Frequency (MHz)	Bandwidth (MHz)	Bandwidth U-NII 2C (MHz)	Bandwidth U-NII 3 (MHz)	Limit Min (MHz)	Limit Max (MHz)
5690.000000	77.500000	73.750000	3.750000	---	---

(continuation of the "99 % Bandwidth" table from column 6 ...)

DUT Frequency (MHz)	Band Edge Left (MHz)	Band Edge Right (MHz)	Result
5690.000000	5651.250000	5728.750000	PASS

99 % Bandwidth

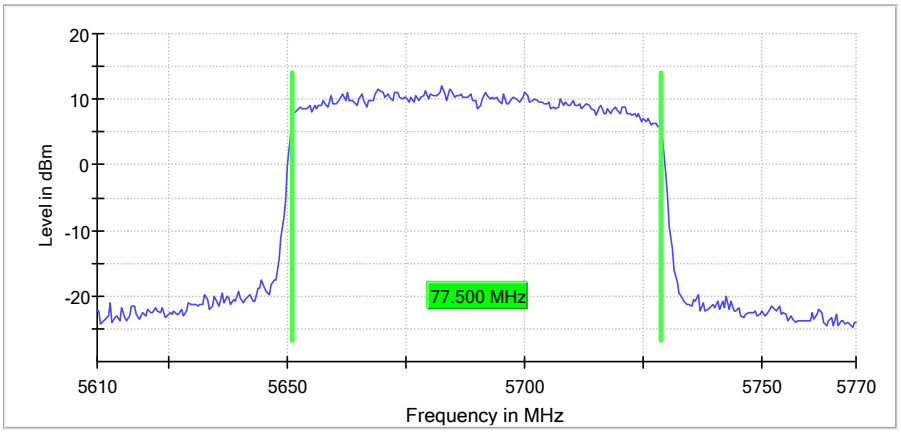

Measurement

Setting	Instrument Value	Target Value
Start Frequency	5.61000 GHz	5.61000 GHz
Stop Frequency	5.77000 GHz	5.77000 GHz
Span	160.000 MHz	160.000 MHz
RBW	1.000 MHz	>= 800.000 kHz
VBW	3.000 MHz	>= 3.000 MHz
SweepPoints	320	~ 320
Sweeptime	1.000 ms	AUTO
Reference Level	10.000 dBm	10.000 dBm
Attenuation	30.000 dB	AUTO
Detector	MaxPeak	MaxPeak
SweepCount	200	200
Filter	3 dB	3 dB
Trace Mode	Max Hold	Max Hold
Sweeptype	Sweep	AUTO
Preamp	off	off
Stablemode	Trace	Trace
Stablevalue	0.30 dB	0.30 dB
Run	124 / max. 150	max. 150
Stable	5 / 5	5
Max Stable Difference	0.00 dB	0.30 dB

Occupied Channel Bandwidth 99% (5775 MHz; 80 MHz)

Test according to FCC title 47 part 15 §15.407(a),(e), KDB 789033 D02 General U-NII Test Procedures New Rules v02r01 D and ANSI C63.10-2013

99 % Bandwidth

DUT Frequency (MHz)	Bandwidth (MHz)	Limit Min (MHz)	Limit Max (MHz)	Band Edge Left (MHz)	Band Edge Right (MHz)
5775.000000	74.500000	---	---	5734.750000	5809.250000

(continuation of the "99 % Bandwidth" table from column 6 ...)

DUT Frequency (MHz)	Result
5775.000000	PASS

99 % Bandwidth

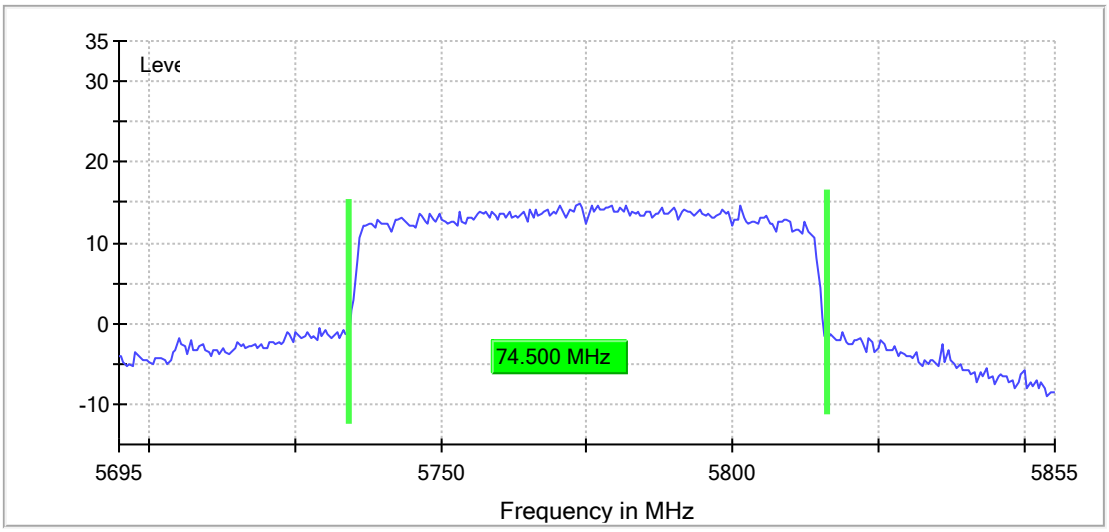

Measurement

Setting	Instrument Value	Target Value
Start Frequency	5.69500 GHz	5.69500 GHz
Stop Frequency	5.85500 GHz	5.85500 GHz
Span	160.000 MHz	160.000 MHz
RBW	1.000 MHz	>= 800.000 kHz
VBW	3.000 MHz	>= 3.000 MHz
SweepPoints	320	~ 320
Sweeptime	1.000 ms	AUTO
Reference Level	10.000 dBm	10.000 dBm
Attenuation	30.000 dB	AUTO
Detector	MaxPeak	MaxPeak
SweepCount	200	200
Filter	3 dB	3 dB
Trace Mode	Max Hold	Max Hold
Sweeptype	Sweep	AUTO
Preamp	off	off
Stablemode	Trace	Trace
Stablevalue	0.30 dB	0.30 dB
Run	117 / max. 150	max. 150
Stable	5 / 5	5
Max Stable Difference	0.00 dB	0.30 dB

2. Maximum output power

2.1 Test Data

U-NII-1 (High Power Mode):

TestMode	Antenna	Channel	Conducted Power Result [dBm]	FCC Limit Conducted Power [dBm]	EIRP [dBm]	ISED Limit EIRP [dBm]	Verdict
11A-CDD	Ant1	5180	8.73	≤23.98	13.48	≤14.78	PASS
	Ant2	5180	8.68	≤23.98	13.20	≤14.78	PASS
	Ant1	5200	8.53	≤23.98	13.28	≤14.78	PASS
	Ant2	5200	8.93	≤23.98	13.45	≤14.78	PASS
	Ant1	5240	8.88	≤23.98	13.63	≤14.78	PASS
	Ant2	5240	8.61	≤23.98	13.13	≤14.78	PASS
11N20MIMO	total	5180	6.03	≤22.33	13.68	≤14.78	PASS
	total	5200	6.53	≤22.33	14.18	≤14.78	PASS
	total	5240	5.55	≤22.33	13.20	≤14.78	PASS
11AC20MIMO	total	5180	5.94	≤22.33	13.59	≤14.78	PASS
	total	5200	6.45	≤22.33	14.10	≤14.78	PASS
	total	5240	5.50	≤22.33	13.15	≤14.78	PASS
11AX20MIMO (Full RU Mode)	total	5180	6.03	≤22.33	13.68	≤14.78	PASS
	total	5200	5.76	≤22.33	13.41	≤14.78	PASS
	total	5240	5.58	≤22.33	13.23	≤14.78	PASS
11AX20MIMO (RU26)	total	5180	6.45	≤22.33	14.10	≤14.78	PASS
	total	5200	5.79	≤22.33	13.44	≤14.78	PASS
	total	5240	5.25	≤22.33	12.90	≤14.78	PASS
11N40MIMO	total	5190	6.11	≤22.33	13.76	≤14.78	PASS
	total	5230	5.58	≤22.33	13.23	≤14.78	PASS
11AC40MIMO	total	5190	6.35	≤22.33	14.00	≤14.78	PASS
	total	5230	5.77	≤22.33	13.42	≤14.78	PASS
11AX40MIMO (Full RU Mode)	total	5190	6.27	≤22.33	13.92	≤14.78	PASS
	total	5230	5.68	≤22.33	13.33	≤14.78	PASS
11AX40MIMO (RU26)	total	5190	5.17	≤22.33	12.82	≤14.78	PASS
	total	5230	5.82	≤22.33	13.47	≤14.78	PASS
11AC80MIMO	total	5210	6.14	≤22.33	13.79	≤14.78	PASS
11AX80MIMO (Full RU Mode)	total	5210	6.06	≤22.33	13.71	≤14.78	PASS
11AX80MIMO (RU26)	total	5210	6.43	≤22.33	14.08	≤14.78	PASS

U-NII-1 (Low Power Mode):

TestMode	Antenna	Channel	Conducted Power Result [dBm]	EIRP [dBm]	ISED Limit EIRP [dBm]	Verdict
11A-CDD	Ant1	5180	5.40	10.15	≤11.78	PASS
	Ant2	5180	5.36	9.88	≤11.78	PASS
	Ant1	5200	5.19	9.94	≤11.78	PASS
	Ant2	5200	5.61	10.13	≤11.78	PASS
	Ant1	5240	5.55	10.30	≤11.78	PASS
	Ant2	5240	5.34	9.86	≤11.78	PASS
11N20MIMO	total	5180	2.71	10.36	≤11.78	PASS
	total	5200	3.23	10.88	≤11.78	PASS
	total	5240	2.25	9.90	≤11.78	PASS
11AC20MIMO	total	5180	2.67	10.32	≤11.78	PASS
	total	5200	3.16	10.81	≤11.78	PASS
	total	5240	2.26	9.91	≤11.78	PASS
11AX20MIMO (Full RU Mode)	total	5180	2.77	10.42	≤11.78	PASS
	total	5200	2.45	10.10	≤11.78	PASS
	total	5240	2.28	9.93	≤11.78	PASS
11AX20MIMO (RU26)	total	5180	3.16	10.81	≤11.78	PASS
	total	5200	2.47	10.12	≤11.78	PASS
	total	5240	1.95	9.60	≤11.78	PASS
11N40MIMO	total	5190	2.86	10.51	≤11.78	PASS
	total	5230	2.31	9.96	≤11.78	PASS
11AC40MIMO	total	5190	3.07	10.72	≤11.78	PASS
	total	5230	2.47	10.12	≤11.78	PASS
11AX40MIMO (Full RU Mode)	total	5190	2.98	10.63	≤11.78	PASS
	total	5230	2.45	10.10	≤11.78	PASS
11AX40MIMO (RU26)	total	5190	1.86	9.51	≤11.78	PASS
	total	5230	2.52	10.17	≤11.78	PASS
11AC80MIMO	total	5210	2.82	10.47	≤11.78	PASS
11AX80MIMO (Full RU Mode)	total	5210	2.81	10.46	≤11.78	PASS
11AX80MIMO (RU26)	total	5210	3.15	10.80	≤11.78	PASS

Note:

1. As for 802.11n/ac/ax, both MIMO and SISO mode tested, only the higher power mode MIMO recorded above.
2. As for MIMO mode for Antenna 1# and Antenna 2#, directional gain is 7.65dBi for U-NII-1, thus the power limit reduced by 1.65dB for U-NII-1 FCC Conducted Power.
3. This device is vehicle use, as per section 6.2.1.1 of RSS-247, the maximum e.i.r.p. shall not exceed 30 mW or (1.76 + 10 logB)dBm, whichever is less, where B is the 99%emission bandwidth in megahertz.
4. This device is vehicle use, as per section 6.2.1.1 of RSS-247, it shall implement TPC in order to have the capability to operate at least 3 dB below the maximum permittede.i.r.p. of 30 mW.

U-NII-2A(High Power Mode)::

TestMode	Antenna	Channel	Conducted Power Result [dBm]	FCC Limit Conducted Power [dBm]	EIRP [dBm]	ISED Limit EIRP [dBm]	Verdict
11A-CDD	Ant1	5260	8.72	≤23.98	13.47	≤14.78	PASS
	Ant2	5260	8.53	≤23.98	13.41	≤14.78	PASS
	Ant1	5280	8.40	≤23.98	13.15	≤14.78	PASS
	Ant2	5280	8.46	≤23.98	13.34	≤14.78	PASS
	Ant1	5320	8.16	≤23.98	12.91	≤14.78	PASS
	Ant2	5320	8.67	≤23.98	13.55	≤14.78	PASS
11N20MIMO	total	5260	5.43	≤22.15	13.26	≤14.78	PASS
	total	5280	5.51	≤22.15	13.34	≤14.78	PASS
	total	5320	5.67	≤22.15	13.50	≤14.78	PASS
11AC20MIMO	total	5260	5.40	≤22.15	13.23	≤14.78	PASS
	total	5280	5.48	≤22.15	13.31	≤14.78	PASS
	total	5320	5.66	≤22.15	13.49	≤14.78	PASS
11AX20MIMO (Full RU Mode)	total	5260	5.51	≤22.15	13.34	≤14.78	PASS
	total	5280	5.74	≤22.15	13.57	≤14.78	PASS
	total	5320	5.79	≤22.15	13.62	≤14.78	PASS
11AX20MIMO (RU26)	total	5260	5.93	≤22.15	13.76	≤14.78	PASS
	total	5280	6.32	≤22.15	14.15	≤14.78	PASS
	total	5320	5.60	≤22.15	13.43	≤14.78	PASS
11N40MIMO	total	5270	5.35	≤22.15	13.18	≤14.78	PASS
	total	5310	5.73	≤22.15	13.56	≤14.78	PASS
11AC40MIMO	total	5270	5.57	≤22.15	13.40	≤14.78	PASS
	total	5310	5.88	≤22.15	13.71	≤14.78	PASS
11AX40MIMO (Full RU Mode)	total	5270	5.44	≤22.15	13.27	≤14.78	PASS
	total	5310	5.75	≤22.15	13.58	≤14.78	PASS
11AX40MIMO (RU26)	total	5270	6.16	≤22.15	13.99	≤14.78	PASS
	total	5310	5.75	≤22.15	13.58	≤14.78	PASS
11AC80MIMO	total	5290	5.87	≤22.15	13.70	≤14.78	PASS
11AX80MIMO (Full RU Mode)	total	5290	5.83	≤22.15	13.66	≤14.78	PASS
11AX80MIMO (RU26)	total	5290	5.91	≤22.15	13.74	≤14.78	PASS

U-NII-2A(Low Power Mode)::

TestMode	Antenna	Channel	Conducted Power Result [dBm]	EIRP [dBm]	ISED Limit EIRP [dBm]	Verdict
11A-CDD	Ant1	5260	5.38	10.13	≤11.78	PASS
	Ant2	5260	5.27	10.15	≤11.78	PASS
	Ant1	5280	5.17	9.92	≤11.78	PASS
	Ant2	5280	5.12	10.00	≤11.78	PASS
	Ant1	5320	4.90	9.65	≤11.78	PASS
	Ant2	5320	5.41	10.29	≤11.78	PASS
11N20MIMO	total	5260	2.15	9.98	≤11.78	PASS
	total	5280	2.17	10.00	≤11.78	PASS
	total	5320	2.35	10.18	≤11.78	PASS
11AC20MIMO	total	5260	2.08	9.91	≤11.78	PASS
	total	5280	2.21	10.04	≤11.78	PASS
	total	5320	2.32	10.15	≤11.78	PASS
11AX20MIMO (Full RU Mode)	total	5260	2.25	10.08	≤11.78	PASS
	total	5280	2.47	10.30	≤11.78	PASS
	total	5320	2.47	10.30	≤11.78	PASS
11AX20MIMO (RU26)	total	5260	2.65	10.48	≤11.78	PASS
	total	5280	3.01	10.84	≤11.78	PASS
	total	5320	2.37	10.20	≤11.78	PASS
11N40MIMO	total	5270	2.03	9.86	≤11.78	PASS
	total	5310	2.39	10.22	≤11.78	PASS
11AC40MIMO	total	5270	2.26	10.09	≤11.78	PASS
	total	5310	2.56	10.39	≤11.78	PASS
11AX40MIMO (Full RU Mode)	total	5270	2.16	9.99	≤11.78	PASS
	total	5310	2.50	10.33	≤11.78	PASS
11AX40MIMO (RU26)	total	5270	2.83	10.66	≤11.78	PASS
	total	5310	2.48	10.31	≤11.78	PASS
11AC80MIMO	total	5290	2.57	10.40	≤11.78	PASS
11AX80MIMO (Full RU Mode)	total	5290	2.60	10.43	≤11.78	PASS
11AX80MIMO (RU26)	total	5290	2.58	10.41	≤11.78	PASS

Note:

1. As for 802.11n/ac/ax, both MIMO and SISO mode tested, only the higher power mode MIMO recorded above.
2. As for MIMO mode for Antenna 1# and Antenna 2#, directional gain is 7.83dBi for U-NII-2A, thus the power limit reduced by 1.83dB for U-NII-2A FCC Conducted Power.
3. This device is vehicle use, as per section 6.2.2.1 of RSS-247, the maximum e.i.r.p. shall not exceed 30 mW or (1.76 + 10 logB)dBm, whichever is less, where B is the 99%emission bandwidth in megahertz.
4. This device is vehicle use, as per section 6.2.1.1 of RSS-247, it shall implement TPC in order to have the capability to operate at least 3 dB below the maximum permittede.i.r.p. of 30 mW.

U-NII-2C:

TestMode	Antenna	Channel	Conducted Power Result [dBm]	Conducted Power [dBm]	EIRP [dBm]	Limit EIRP [dBm]	Verdict
11A-CDD	Ant1	5500	21.38	≤23.98	26.00	≤30	PASS
	Ant2	5500	18.48	≤23.98	22.88	≤30	PASS
	Ant1	5580	21.12	≤23.98	25.74	≤30	PASS
	Ant2	5580	20.46	≤23.98	24.86	≤30	PASS
	Ant1	5700	20.36	≤23.98	24.98	≤30	PASS
	Ant2	5700	20.96	≤23.98	25.36	≤30	PASS
	Ant1	5720	19.20	≤23.98	23.82	≤30	PASS
	Ant2	5720	20.12	≤23.98	24.52	≤30	PASS
11N20MIMO	total	5500	18.80	≤22.46	26.32	≤30	PASS
	total	5580	19.40	≤22.46	26.92	≤30	PASS
	total	5700	18.71	≤22.46	26.23	≤30	PASS
	total	5720	19.44	≤22.46	26.96	≤30	PASS
11AC20MIMO	total	5500	18.79	≤22.46	26.31	≤30	PASS
	total	5580	19.40	≤22.46	26.92	≤30	PASS
	total	5700	18.68	≤22.46	26.20	≤30	PASS
	total	5720	19.43	≤22.46	26.95	≤30	PASS
11AX20MIMO (Full RU Mode)	total	5500	18.90	≤22.46	26.42	≤30	PASS
	total	5580	18.56	≤22.46	26.08	≤30	PASS
	total	5700	18.77	≤22.46	26.29	≤30	PASS
	total	5720	19.43	≤22.46	26.95	≤30	PASS
11AX20MIMO (RU26)	total	5500	12.13	≤22.46	19.65	≤30	PASS
	total	5580	12.77	≤22.46	20.29	≤30	PASS
	total	5700	12.42	≤22.46	19.94	≤30	PASS
	total	5720	12.77	≤22.46	20.29	≤30	PASS
11N40MIMO	total	5510	19.31	≤22.46	26.83	≤30	PASS
	total	5550	18.61	≤22.46	26.13	≤30	PASS
	total	5670	19.30	≤22.46	26.82	≤30	PASS
	total	5710	19.24	≤22.46	26.76	≤30	PASS
11AC40MIMO	total	5510	18.41	≤22.46	25.93	≤30	PASS
	total	5550	19.03	≤22.46	26.55	≤30	PASS
	total	5670	18.73	≤22.46	26.25	≤30	PASS
	total	5710	19.22	≤22.46	26.74	≤30	PASS
11AX40MIMO (Full RU Mode)	total	5510	18.32	≤22.46	25.84	≤30	PASS
	total	5550	18.83	≤22.46	26.35	≤30	PASS
	total	5670	18.52	≤22.46	26.04	≤30	PASS
	total	5710	18.98	≤22.46	26.50	≤30	PASS
11AX40MIMO (RU26)	total	5510	12.16	≤22.46	19.68	≤30	PASS
	total	5550	12.32	≤22.46	19.84	≤30	PASS
	total	5670	12.32	≤22.46	19.84	≤30	PASS
	total	5710	12.43	≤22.46	19.95	≤30	PASS
11AC80MIMO	total	5530	18.94	≤22.46	26.46	≤30	PASS
	total	5610	18.94	≤22.46	26.46	≤30	PASS
	total	5690	18.96	≤22.46	26.48	≤30	PASS
11AX80MIMO (Full RU Mode)	total	5530	6.12	≤22.46	13.64	≤30	PASS
	total	5610	18.90	≤22.46	26.42	≤30	PASS
	total	5690	19.04	≤22.46	26.56	≤30	PASS
11AX80MIMO (RU26)	total	5530	12.10	≤22.46	19.62	≤30	PASS
	total	5610	13.06	≤22.46	20.58	≤30	PASS
	total	5690	11.88	≤22.46	19.40	≤30	PASS

Note:
1. As for 802.11n/ac/ax, both MIMO and SISO mode tested, only the higher power mode MIMO recorded above.
2. As for MIMO mode for Antenna 1# and Antenna 2#, directional gain is 7.52dBi for U-NII-2C, thus the power limit reduced by 1.52dB for U-NII-2C Conducted Power.
3. The maximum e.i.r.p. not greater than 500 mW, thus TPC function not required.

U-NII-3:

TestMode	Antenna	Channel	Conducted Power Result [dBm]	Limit Conducted Power [dBm]	EIRP [dBm]	Limit EIRP [dBm]	Verdict
11A-CDD	Ant1	5745	19.10	≤30	23.72	≤36	PASS
	Ant2	5745	18.09	≤30	22.49	≤36	PASS
	Ant1	5785	20.47	≤30	25.09	≤36	PASS
	Ant2	5785	19.18	≤30	23.58	≤36	PASS
	Ant1	5825	19.11	≤30	23.73	≤36	PASS
	Ant2	5825	18.48	≤30	22.88	≤36	PASS
11N20MIMO	total	5745	22.02	≤28.48	26.64	≤36	PASS
	total	5785	22.65	≤28.48	27.05	≤36	PASS
	total	5825	21.13	≤28.48	28.65	≤36	PASS
11AC20MIMO	total	5745	22.00	≤28.48	29.52	≤36	PASS
	total	5785	22.70	≤28.48	30.22	≤36	PASS
	total	5825	21.13	≤28.48	28.65	≤36	PASS
11AX20MIMO (Full RU Mode)	total	5745	22.06	≤28.48	29.58	≤36	PASS
	total	5785	22.53	≤28.48	30.05	≤36	PASS
	total	5825	20.96	≤28.48	28.48	≤36	PASS
11AX20MIMO (RU26)	total	5745	22.13	≤28.48	29.65	≤36	PASS
	total	5785	22.48	≤28.48	30.00	≤36	PASS
	total	5825	22.00	≤28.48	29.52	≤36	PASS
11N40MIMO	total	5755	22.56	≤28.48	30.08	≤36	PASS
	total	5795	23.11	≤28.48	30.63	≤36	PASS
11AC40MIMO	total	5755	22.68	≤28.48	30.20	≤36	PASS
	total	5795	23.33	≤28.48	30.85	≤36	PASS
11AX40MIMO (Full RU Mode)	total	5755	22.50	≤28.48	30.02	≤36	PASS
	total	5795	22.91	≤28.48	30.43	≤36	PASS
11AX40MIMO (RU26)	total	5755	21.29	≤28.48	28.81	≤36	PASS
	total	5795	22.05	≤28.48	29.57	≤36	PASS
11AC80MIMO	total	5775	22.62	≤28.48	30.14	≤36	PASS
11AX80MIMO (Full RU Mode)	total	5775	22.65	≤28.48	30.17	≤36	PASS
11AX80MIMO (RU26)	total	5775	21.48	≤28.48	29.00	≤36	PASS

Note:
1. As for 802.11n/ac/ax, both MIMO and SISO mode tested, only the higher power mode MIMO recorded above.
2. As for MIMO mode for Antenna 1# and Antenna 2#, directional gain is 7.52dBi for U-NII-3, thus the power limit reduced by 1.52dB for U-NII-3 Conducted Power.

3. Power Spectral Density
3.1 Test Data

802.11A (Ant 1):
Power Spectral Density (5180 MHz; 20 MHz)

Test according to FCC title 47 part 15 §15.407(a), KDB 789033 D02 General U-NII Test Procedures New Rules v02r01 II.F and ANSI C63.10-2013

Result

DUT Frequency (MHz)	Frequency (MHz)	PSD (dBm)	Limit Max (dBm)	Result
5180.000000	5172.871287	-1.775	11.0	PASS

Ports

Port	State
1	used

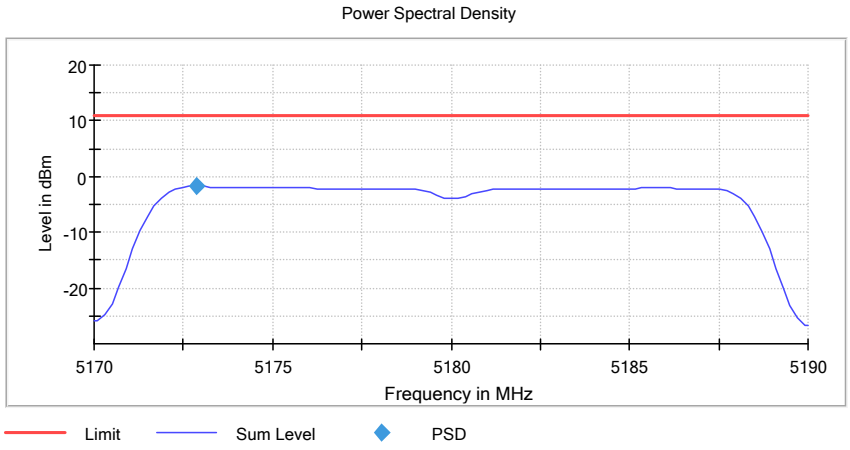

Measurement

Setting	Instrument Value	Target Value
Start Frequency	5.17000 GHz	5.17000 GHz
Stop Frequency	5.19000 GHz	5.19000 GHz
Span	20.000 MHz	20.000 MHz
RBW	1.000 MHz	<= 1.000 MHz
VBW	3.000 MHz	>= 3.000 MHz
SweepPoints	101	~ 40
Sweeptime	505.000 ms	505.000 ms
Reference Level	0.000 dBm	0.000 dBm
Attenuation	20.000 dB	AUTO
Detector	RMS	RMS
SweepCount	119	119
Filter	3 dB	3 dB
Trace Mode	Max Hold	Max Hold
Sweeptype	Sweep	AUTO
Preamp	off	off
Stablemode	Trace	Trace
Stablevalue	0.30 dB	0.30 dB
Run	4 / max. 15	max. 15
Stable	3 / 3	3
Max Stable Difference	0.00 dB	0.30 dB

Power Spectral Density (5200 MHz; 20 MHz)

Test according to FCC title 47 part 15 §15.407(a), KDB 789033 D02 General U-NII Test Procedures New Rules v02r01 II.F and ANSI C63.10-2013

Result

DUT Frequency (MHz)	Frequency (MHz)	PSD (dBm)	Limit Max (dBm)	Result
5200.000000	5205.742574	-2.004	11.0	PASS

Ports

Port	State
1	used

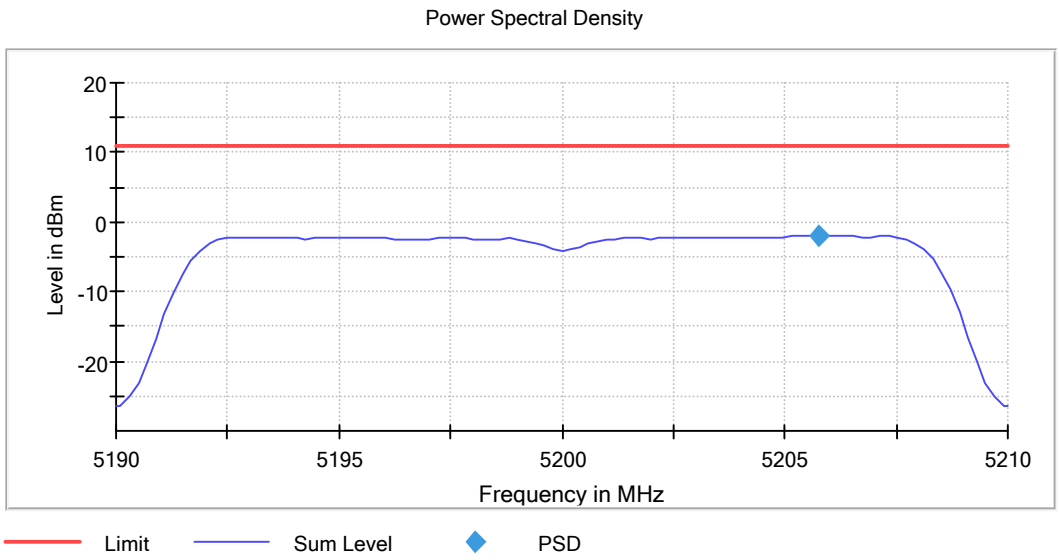

Measurement

Setting	Instrument Value	Target Value
Start Frequency	5.19000 GHz	5.19000 GHz
Stop Frequency	5.21000 GHz	5.21000 GHz
Span	20.000 MHz	20.000 MHz
RBW	1.000 MHz	<= 1.000 MHz
VBW	3.000 MHz	>= 3.000 MHz
SweepPoints	101	~ 40
Sweeptime	505.000 ms	505.000 ms
Reference Level	0.000 dBm	0.000 dBm
Attenuation	20.000 dB	AUTO
Detector	RMS	RMS
SweepCount	119	119
Filter	3 dB	3 dB
Trace Mode	Max Hold	Max Hold
Sweeptype	Sweep	AUTO
Preamp	off	off
Stablemode	Trace	Trace
Stablevalue	0.30 dB	0.30 dB
Run	4 / max. 15	max. 15
Stable	3 / 3	3
Max Stable Difference	0.01 dB	0.30 dB

Power Spectral Density (5240 MHz; 20 MHz)

Test according to FCC title 47 part 15 §15.407(a), KDB 789033 D02 General U-NII Test Procedures New Rules v02r01 II.F and ANSI C63.10-2013

Result

DUT Frequency (MHz)	Frequency (MHz)	PSD (dBm)	Limit Max (dBm)	Result
5240.000000	5245.742574	-1.787	11.0	PASS

Ports

Port	State
1	used

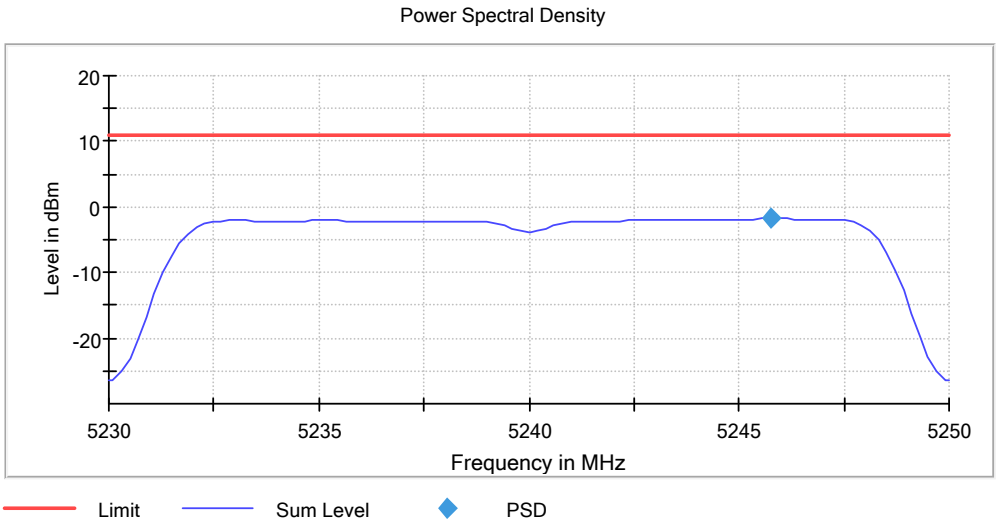

Measurement

Setting	Instrument Value	Target Value
Start Frequency	5.23000 GHz	5.23000 GHz
Stop Frequency	5.25000 GHz	5.25000 GHz
Span	20.000 MHz	20.000 MHz
RBW	1.000 MHz	<= 1.000 MHz
VBW	3.000 MHz	>= 3.000 MHz
SweepPoints	101	~ 40
Sweeptime	505.000 ms	505.000 ms
Reference Level	0.000 dBm	0.000 dBm
Attenuation	20.000 dB	AUTO
Detector	RMS	RMS
SweepCount	119	119
Filter	3 dB	3 dB
Trace Mode	Max Hold	Max Hold
Sweeptype	Sweep	AUTO
Preamp	off	off
Stablemode	Trace	Trace
Stablevalue	0.30 dB	0.30 dB
Run	4 / max. 15	max. 15
Stable	3 / 3	3
Max Stable Difference	0.03 dB	0.30 dB

Power Spectral Density (5260 MHz; 20 MHz)

Test according to FCC title 47 part 15 §15.407(a), KDB 789033 D02 General U-NII Test Procedures New Rules v02r01 II.F and ANSI C63.10-2013

Result

DUT Frequency (MHz)	Frequency (MHz)	PSD (dBm)	Limit Max (dBm)	Result
5260.000000	5252.871287	-1.732	11.0	PASS

Ports

Port	State
1	used

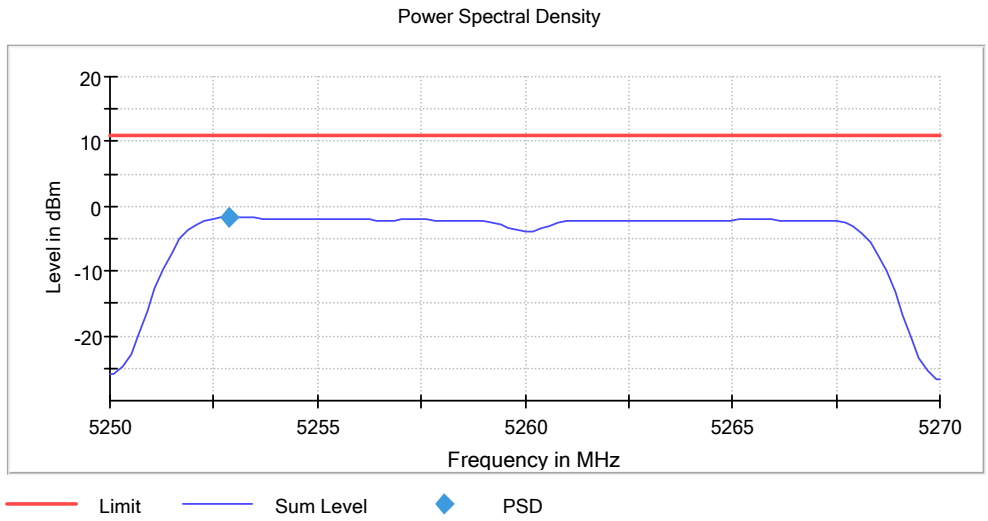

Measurement

Setting	Instrument Value	Target Value
Start Frequency	5.25000 GHz	5.25000 GHz
Stop Frequency	5.27000 GHz	5.27000 GHz
Span	20.000 MHz	20.000 MHz
RBW	1.000 MHz	<= 1.000 MHz
VBW	3.000 MHz	>= 3.000 MHz
SweepPoints	101	~ 40
Sweeptime	505.000 ms	505.000 ms
Reference Level	0.000 dBm	0.000 dBm
Attenuation	20.000 dB	AUTO
Detector	RMS	RMS
SweepCount	119	119
Filter	3 dB	3 dB
Trace Mode	Max Hold	Max Hold
Sweeptype	Sweep	AUTO
Preamp	off	off
Stablemode	Trace	Trace
Stablevalue	0.30 dB	0.30 dB
Run	4 / max. 15	max. 15
Stable	3 / 3	3
Max Stable Difference	0.02 dB	0.30 dB

Power Spectral Density (5280 MHz; 20 MHz)

Test according to FCC title 47 part 15 §15.407(a), KDB 789033 D02 General U-NII Test Procedures New Rules v02r01 II.F and ANSI C63.10-2013

Result

DUT Frequency (MHz)	Frequency (MHz)	PSD (dBm)	Limit Max (dBm)	Result
5280.000000	5273.069307	-1.968	11.0	PASS

Ports

Port	State
1	used

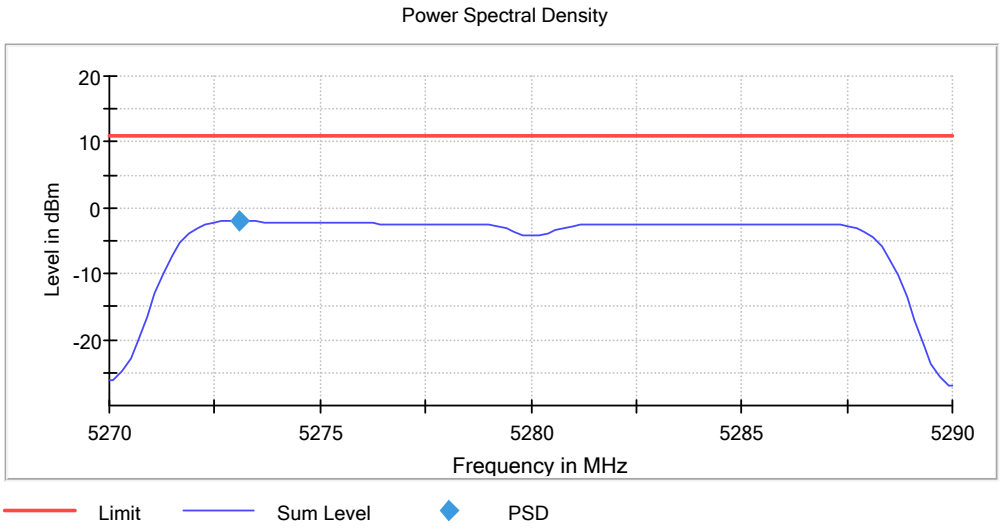

Measurement

Setting	Instrument Value	Target Value
Start Frequency	5.27000 GHz	5.27000 GHz
Stop Frequency	5.29000 GHz	5.29000 GHz
Span	20.000 MHz	20.000 MHz
RBW	1.000 MHz	<= 1.000 MHz
VBW	3.000 MHz	>= 3.000 MHz
SweepPoints	101	~ 40
Sweeptime	505.000 ms	505.000 ms
Reference Level	0.000 dBm	0.000 dBm
Attenuation	20.000 dB	AUTO
Detector	RMS	RMS
SweepCount	119	119
Filter	3 dB	3 dB
Trace Mode	Max Hold	Max Hold
Sweeptype	Sweep	AUTO
Preamp	off	off
Stablemode	Trace	Trace
Stablevalue	0.30 dB	0.30 dB
Run	4 / max. 15	max. 15
Stable	3 / 3	3
Max Stable Difference	0.02 dB	0.30 dB

Power Spectral Density (5320 MHz; 20 MHz)

Test according to FCC title 47 part 15 §15.407(a), KDB 789033 D02 General U-NII Test Procedures New Rules v02r01 II.F and ANSI C63.10-2013

Result

DUT Frequency (MHz)	Frequency (MHz)	PSD (dBm)	Limit Max (dBm)	Result
5320.000000	5326.138614	-2.356	11.0	PASS

Ports

Port	State
1	used

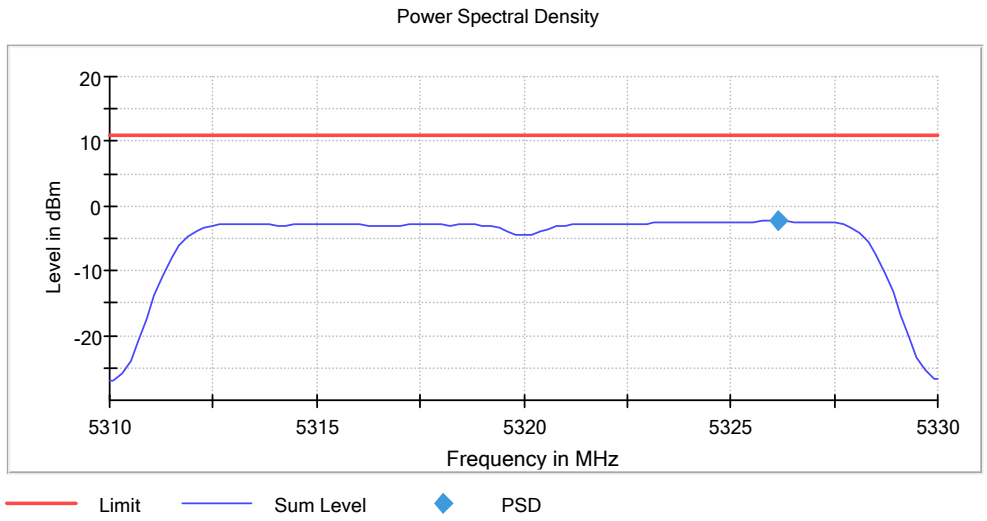

Measurement

Setting	Instrument Value	Target Value
Start Frequency	5.31000 GHz	5.31000 GHz
Stop Frequency	5.33000 GHz	5.33000 GHz
Span	20.000 MHz	20.000 MHz
RBW	1.000 MHz	<= 1.000 MHz
VBW	3.000 MHz	>= 3.000 MHz
SweepPoints	101	~ 40
Sweeptime	505.000 ms	505.000 ms
Reference Level	0.000 dBm	0.000 dBm
Attenuation	20.000 dB	AUTO
Detector	RMS	RMS
SweepCount	119	119
Filter	3 dB	3 dB
Trace Mode	Max Hold	Max Hold
Sweeptype	Sweep	AUTO
Preamp	off	off
Stablemode	Trace	Trace
Stablevalue	0.30 dB	0.30 dB
Run	4 / max. 15	max. 15
Stable	3 / 3	3
Max Stable Difference	0.03 dB	0.30 dB

Power Spectral Density (5500 MHz; 20 MHz)

Test according to FCC title 47 part 15 §15.407(a), KDB 789033 D02 General U-NII Test Procedures New Rules v02r01 II.F and ANSI C63.10-2013

Result

DUT Frequency (MHz)	Frequency (MHz)	PSD (dBm)	Limit Max (dBm)	Result
5500.000000	5492.871287	10.941	11.0	PASS

Ports

Port	State
1	used

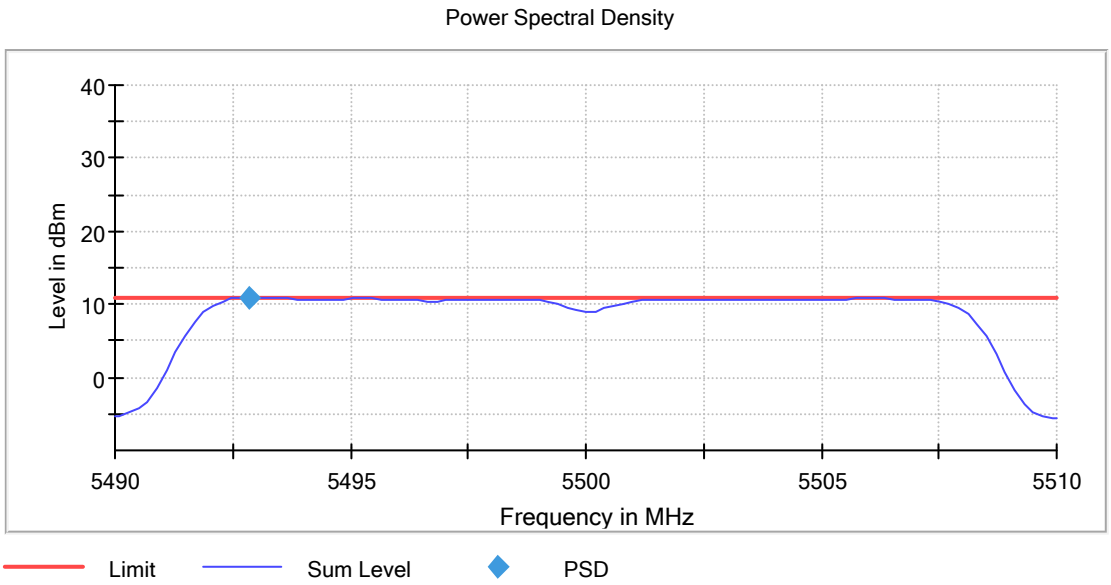

Measurement

Setting	Instrument Value	Target Value
Start Frequency	5.49000 GHz	5.49000 GHz
Stop Frequency	5.51000 GHz	5.51000 GHz
Span	20.000 MHz	20.000 MHz
RBW	1.000 MHz	<= 1.000 MHz
VBW	3.000 MHz	>= 3.000 MHz
SweepPoints	101	~ 40
Sweeptime	505.000 ms	505.000 ms
Reference Level	10.000 dBm	10.000 dBm
Attenuation	30.000 dB	AUTO
Detector	RMS	RMS
SweepCount	119	119
Filter	3 dB	3 dB
Trace Mode	Max Hold	Max Hold
Sweeptype	Sweep	AUTO
Preamp	off	off
Stablemode	Trace	Trace
Stablevalue	0.30 dB	0.30 dB
Run	4 / max. 15	max. 15
Stable	3 / 3	3
Max Stable Difference	0.00 dB	0.30 dB

Power Spectral Density (5580 MHz; 20 MHz)

Test according to FCC title 47 part 15 §15.407(a), KDB 789033 D02 General U-NII Test Procedures New Rules v02r01 II.F and ANSI C63.10-2013

Result

DUT Frequency (MHz)	Frequency (MHz)	PSD (dBm)	Limit Max (dBm)	Result
5580.000000	5586.138614	10.639	11.0	PASS

Ports

Port	State
1	used

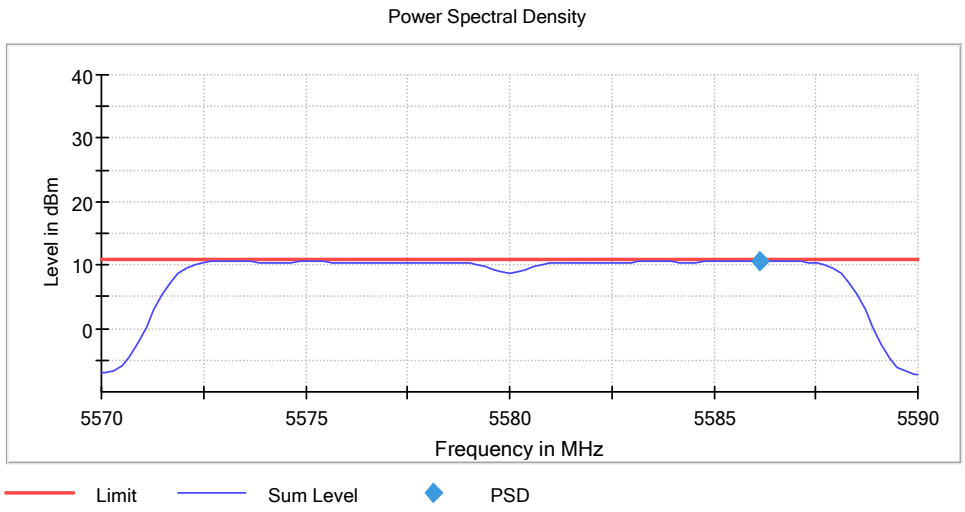

Measurement

Setting	Instrument Value	Target Value
Start Frequency	5.57000 GHz	5.57000 GHz
Stop Frequency	5.59000 GHz	5.59000 GHz
Span	20.000 MHz	20.000 MHz
RBW	1.000 MHz	<= 1.000 MHz
VBW	3.000 MHz	>= 3.000 MHz
SweepPoints	101	~ 40
Sweeptime	505.000 ms	505.000 ms
Reference Level	10.000 dBm	10.000 dBm
Attenuation	30.000 dB	AUTO
Detector	RMS	RMS
SweepCount	119	119
Filter	3 dB	3 dB
Trace Mode	Max Hold	Max Hold
Sweeptype	Sweep	AUTO
Preamp	off	off
Stablemode	Trace	Trace
Stablevalue	0.30 dB	0.30 dB
Run	4 / max. 15	max. 15
Stable	3 / 3	3
Max Stable Difference	0.00 dB	0.30 dB

Power Spectral Density (5700 MHz; 20 MHz)

Test according to FCC title 47 part 15 §15.407(a), KDB 789033 D02 General U-NII Test Procedures New Rules v02r01 II.F and ANSI C63.10-2013

Result

DUT Frequency (MHz)	Frequency (MHz)	PSD (dBm)	Limit Max (dBm)	Result
5700.000000	5692.871287	9.545	11.0	PASS

Ports

Port	State
1	used

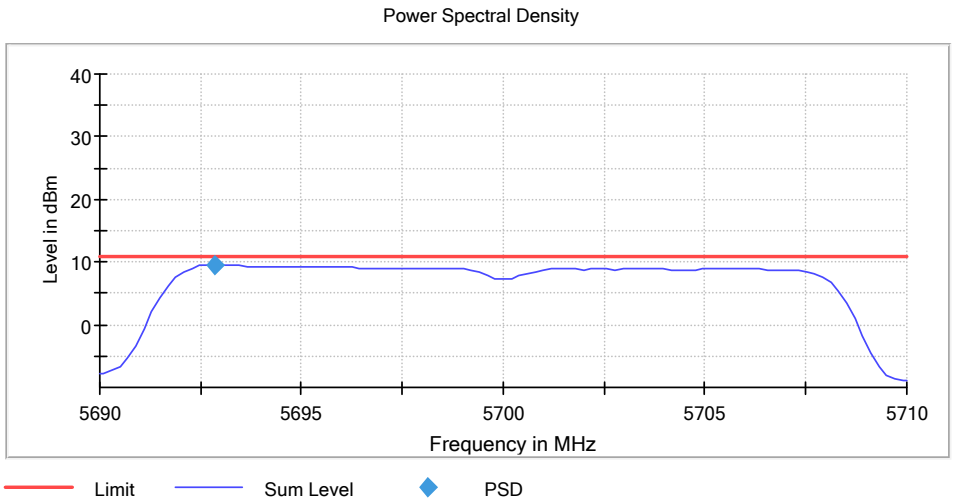

Measurement

Setting	Instrument Value	Target Value
Start Frequency	5.69000 GHz	5.69000 GHz
Stop Frequency	5.71000 GHz	5.71000 GHz
Span	20.000 MHz	20.000 MHz
RBW	1.000 MHz	<= 1.000 MHz
VBW	3.000 MHz	>= 3.000 MHz
SweepPoints	101	~ 40
Sweeptime	505.000 ms	505.000 ms
Reference Level	10.000 dBm	10.000 dBm
Attenuation	30.000 dB	AUTO
Detector	RMS	RMS
SweepCount	119	119
Filter	3 dB	3 dB
Trace Mode	Max Hold	Max Hold
Sweeptype	Sweep	AUTO
Preamp	off	off
Stablemode	Trace	Trace
Stablevalue	0.30 dB	0.30 dB
Run	4 / max. 15	max. 15
Stable	3 / 3	3
Max Stable Difference	0.00 dB	0.30 dB

Power Spectral Density (5720 MHz; 20 MHz)

Test according to FCC title 47 part 15 §15.407(a), KDB 789033 D02 General U-NII Test Procedures New Rules v02r01 II.F and ANSI C63.10-2013

Result

DUT Frequency (MHz)	Frequency (MHz)	PSD (dBm)	Limit Max (dBm)	Result
5720.000000	5712.871287	8.499	11.0	PASS

Ports

Port	State
1	used

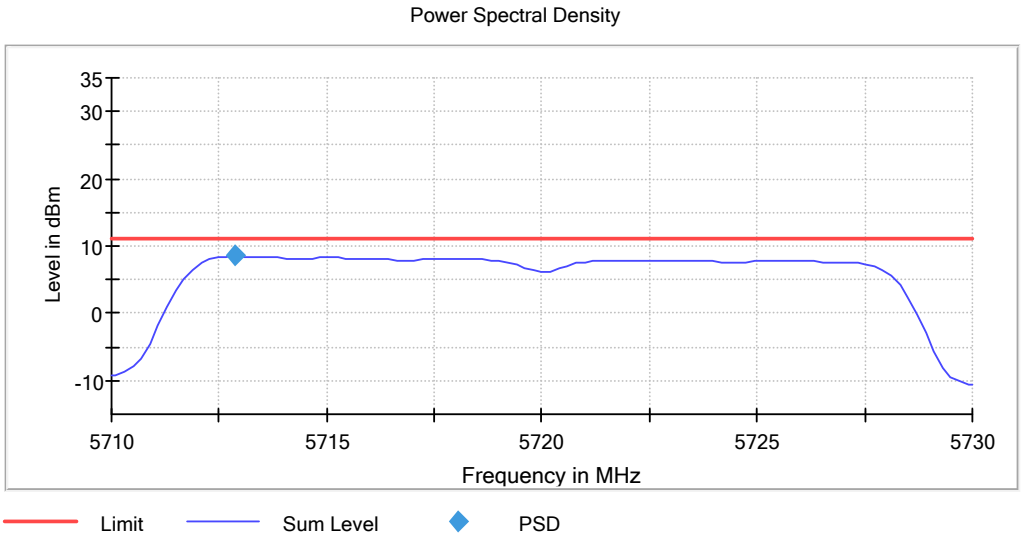

Measurement

Setting	Instrument Value	Target Value
Start Frequency	5.71000 GHz	5.71000 GHz
Stop Frequency	5.73000 GHz	5.73000 GHz
Span	20.000 MHz	20.000 MHz
RBW	1.000 MHz	<= 1.000 MHz
VBW	3.000 MHz	>= 3.000 MHz
SweepPoints	101	~ 40
Sweeptime	505.000 ms	505.000 ms
Reference Level	10.000 dBm	10.000 dBm
Attenuation	30.000 dB	AUTO
Detector	RMS	RMS
SweepCount	119	119
Filter	3 dB	3 dB
Trace Mode	Max Hold	Max Hold
Sweeptype	Sweep	AUTO
Preamp	off	off
Stablemode	Trace	Trace
Stablevalue	0.30 dB	0.30 dB
Run	4 / max. 15	max. 15
Stable	3 / 3	3
Max Stable Difference	0.00 dB	0.30 dB

Power Spectral Density (5745 MHz; 20 MHz)

Test according to FCC title 47 part 15 §15.407(a), KDB 789033 D02 General U-NII Test Procedures New Rules v02r01 II.F and ANSI C63.10-2013

Result

DUT Frequency (MHz)	Frequency (MHz)	PSD (dBm)	Limit Max (dBm)	Result
5745.000000	5751.138614	5.180	30.0	PASS

Ports

Port	State
1	used

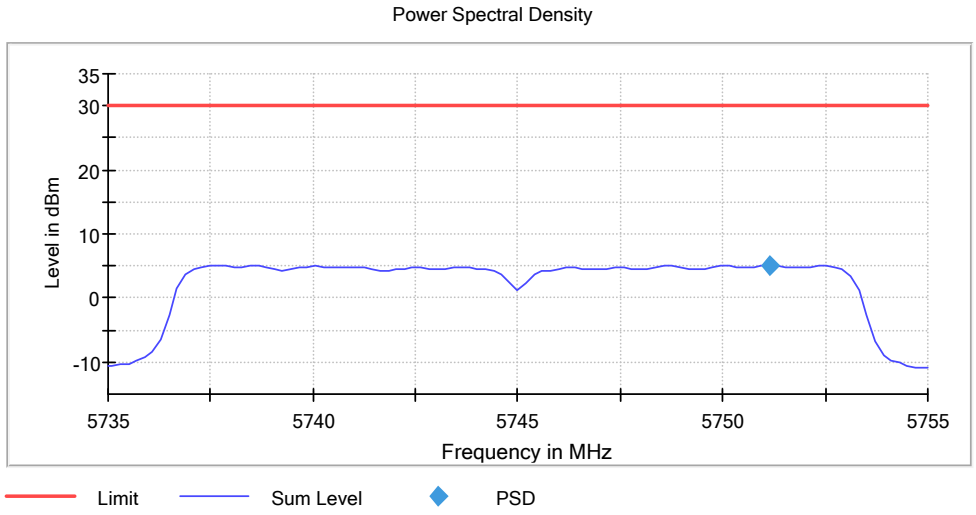

Measurement

Setting	Instrument Value	Target Value
Start Frequency	5.73500 GHz	5.73500 GHz
Stop Frequency	5.75500 GHz	5.75500 GHz
Span	20.000 MHz	20.000 MHz
RBW	500.000 kHz	<= 500.000 kHz
VBW	2.000 MHz	>= 1.500 MHz
SweepPoints	101	~ 80
Sweeptime	505.000 ms	505.000 ms
Reference Level	10.000 dBm	10.000 dBm
Attenuation	30.000 dB	AUTO
Detector	RMS	RMS
SweepCount	119	119
Filter	3 dB	3 dB
Trace Mode	Max Hold	Max Hold
Sweeptype	Sweep	AUTO
Preamp	off	off
Stablemode	Trace	Trace
Stablevalue	0.30 dB	0.30 dB
Run	4 / max. 15	max. 15
Stable	3 / 3	3
Max Stable Difference	0.00 dB	0.30 dB

Power Spectral Density (5785 MHz; 20 MHz)

Test according to FCC title 47 part 15 §15.407(a), KDB 789033 D02 General U-NII Test Procedures New Rules v02r01 II.F and ANSI C63.10-2013

Result

DUT Frequency (MHz)	Frequency (MHz)	PSD (dBm)	Limit Max (dBm)	Result
5785.000000	5791.138614	6.040	30.0	PASS

Ports

Port	State
1	used

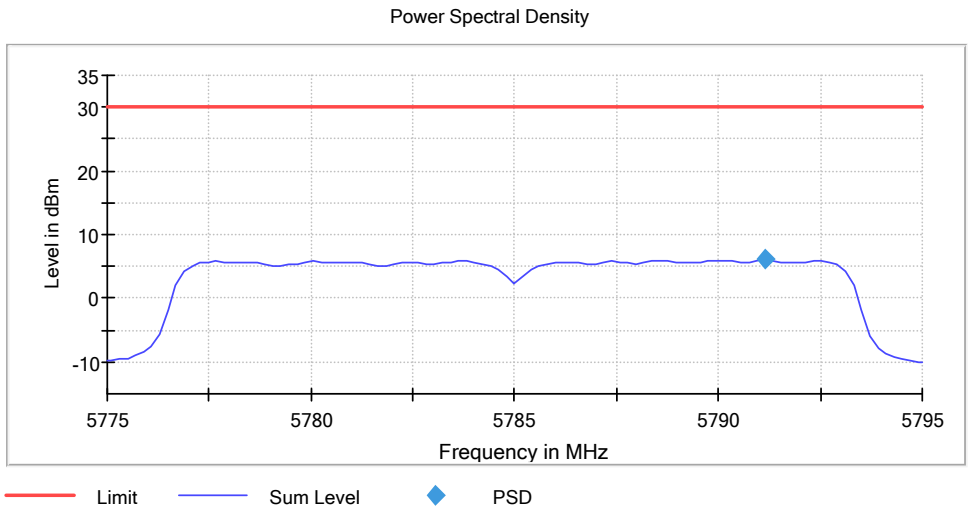

Measurement

Setting	Instrument Value	Target Value
Start Frequency	5.77500 GHz	5.77500 GHz
Stop Frequency	5.79500 GHz	5.79500 GHz
Span	20.000 MHz	20.000 MHz
RBW	500.000 kHz	<= 500.000 kHz
VBW	2.000 MHz	>= 1.500 MHz
SweepPoints	101	~ 80
Sweeptime	505.000 ms	505.000 ms
Reference Level	10.000 dBm	10.000 dBm
Attenuation	30.000 dB	AUTO
Detector	RMS	RMS
SweepCount	119	119
Filter	3 dB	3 dB
Trace Mode	Max Hold	Max Hold
Sweeptype	Sweep	AUTO
Preamp	off	off
Stablemode	Trace	Trace
Stablevalue	0.30 dB	0.30 dB
Run	4 / max. 15	max. 15
Stable	3 / 3	3
Max Stable Difference	0.01 dB	0.30 dB

802.11A(Ant 2):

Power Spectral Density (5180 MHz; 20 MHz)

Test according to FCC title 47 part 15 §15.407(a), KDB 789033 D02 General U-NII Test Procedures New Rules v02r01 II.F and ANSI C63.10-2013

Result

DUT Frequency (MHz)	Frequency (MHz)	PSD (dBm)	Limit Max (dBm)	Result
5180.000000	5172.871287	-2.114	11.0	PASS

Ports

Port	State
1	used

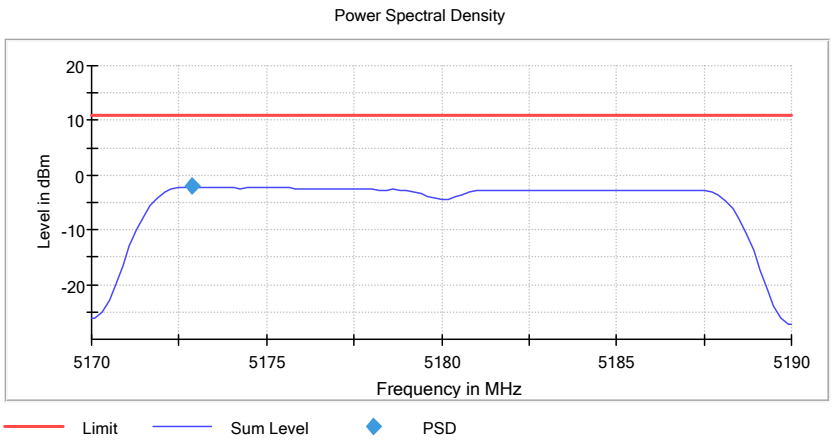

Measurement

Setting	Instrument Value	Target Value
Start Frequency	5.17000 GHz	5.17000 GHz
Stop Frequency	5.19000 GHz	5.19000 GHz
Span	20.000 MHz	20.000 MHz
RBW	1.000 MHz	<= 1.000 MHz
VBW	3.000 MHz	>= 3.000 MHz
SweepPoints	101	~ 40
Sweeptime	505.000 ms	505.000 ms
Reference Level	0.000 dBm	0.000 dBm
Attenuation	20.000 dB	AUTO
Detector	RMS	RMS
SweepCount	119	119
Filter	3 dB	3 dB
Trace Mode	Max Hold	Max Hold
Sweeptype	Sweep	AUTO
Preamp	off	off
Stablemode	Trace	Trace
Stablevalue	0.30 dB	0.30 dB
Run	4 / max. 15	max. 15
Stable	3 / 3	3
Max Stable Difference	0.04 dB	0.30 dB

Power Spectral Density (5200 MHz; 20 MHz)

Test according to FCC title 47 part 15 §15.407(a), KDB 789033 D02 General U-NII Test Procedures New Rules v02r01 II.F and ANSI C63.10-2013

Result

DUT Frequency (MHz)	Frequency (MHz)	PSD (dBm)	Limit Max (dBm)	Result
5200.000000	5192.871287	-1.724	11.0	PASS

Ports

Port	State
1	used

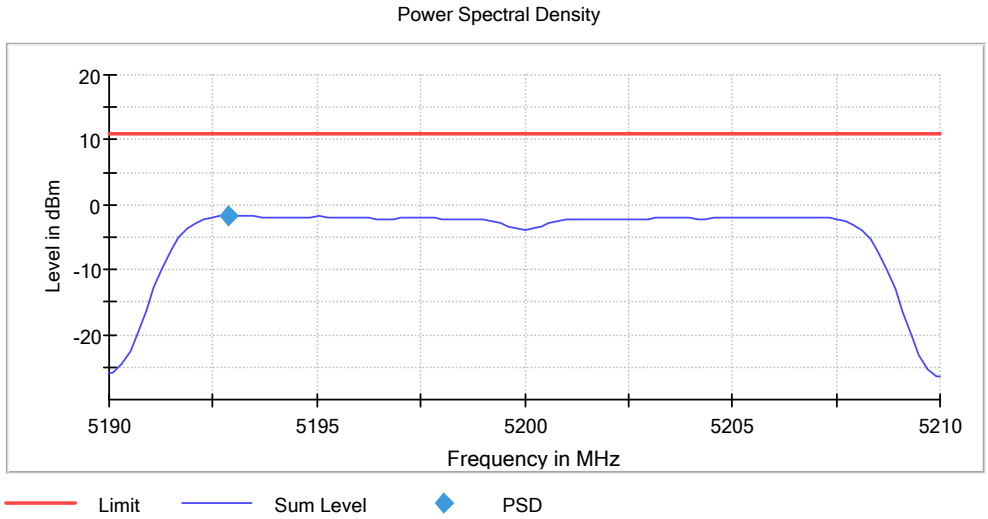

Measurement

Setting	Instrument Value	Target Value
Start Frequency	5.19000 GHz	5.19000 GHz
Stop Frequency	5.21000 GHz	5.21000 GHz
Span	20.000 MHz	20.000 MHz
RBW	1.000 MHz	<= 1.000 MHz
VBW	3.000 MHz	>= 3.000 MHz
SweepPoints	101	~ 40
Sweeptime	505.000 ms	505.000 ms
Reference Level	0.000 dBm	0.000 dBm
Attenuation	20.000 dB	AUTO
Detector	RMS	RMS
SweepCount	119	119
Filter	3 dB	3 dB
Trace Mode	Max Hold	Max Hold
Sweeptype	Sweep	AUTO
Preamp	off	off
Stablemode	Trace	Trace
Stablevalue	0.30 dB	0.30 dB
Run	4 / max. 15	max. 15
Stable	3 / 3	3
Max Stable Difference	0.01 dB	0.30 dB

Power Spectral Density (5240 MHz; 20 MHz)

Test according to FCC title 47 part 15 §15.407(a), KDB 789033 D02 General U-NII Test Procedures New Rules v02r01 II.F and ANSI C63.10-2013

Result

DUT Frequency (MHz)	Frequency (MHz)	PSD (dBm)	Limit Max (dBm)	Result
5240.000000	5245.742574	-2.128	11.0	PASS

Ports

Port	State
1	used

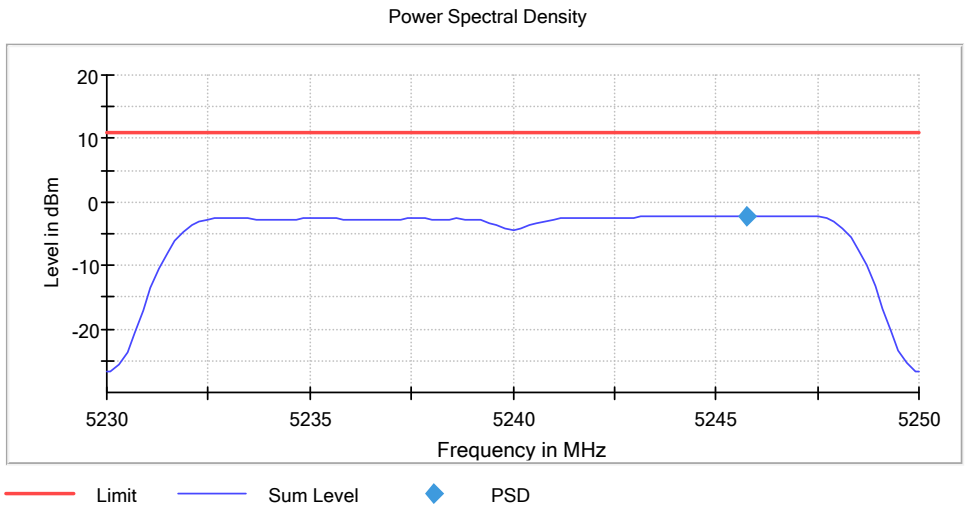

Measurement

Setting	Instrument Value	Target Value
Start Frequency	5.23000 GHz	5.23000 GHz
Stop Frequency	5.25000 GHz	5.25000 GHz
Span	20.000 MHz	20.000 MHz
RBW	1.000 MHz	<= 1.000 MHz
VBW	3.000 MHz	>= 3.000 MHz
SweepPoints	101	~ 40
Sweeptime	505.000 ms	505.000 ms
Reference Level	0.000 dBm	0.000 dBm
Attenuation	20.000 dB	AUTO
Detector	RMS	RMS
SweepCount	119	119
Filter	3 dB	3 dB
Trace Mode	Max Hold	Max Hold
Sweeptype	Sweep	AUTO
Preamp	off	off
Stablemode	Trace	Trace
Stablevalue	0.30 dB	0.30 dB
Run	4 / max. 15	max. 15
Stable	3 / 3	3
Max Stable Difference	0.03 dB	0.30 dB

Power Spectral Density (5260 MHz; 20 MHz)

Test according to FCC title 47 part 15 §15.407(a), KDB 789033 D02 General U-NII Test Procedures New Rules v02r01 II.F and ANSI C63.10-2013

Result

DUT Frequency (MHz)	Frequency (MHz)	PSD (dBm)	Limit Max (dBm)	Result
5260.000000	5252.871287	-2.076	11.0	PASS

Ports

Port	State
1	used

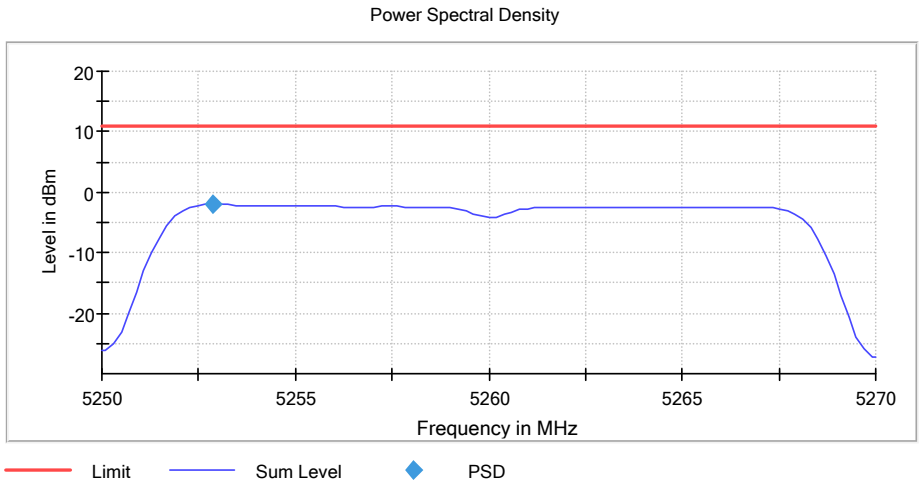

Measurement

Setting	Instrument Value	Target Value
Start Frequency	5.25000 GHz	5.25000 GHz
Stop Frequency	5.27000 GHz	5.27000 GHz
Span	20.000 MHz	20.000 MHz
RBW	1.000 MHz	<= 1.000 MHz
VBW	3.000 MHz	>= 3.000 MHz
SweepPoints	101	~ 40
Sweeptime	505.000 ms	505.000 ms
Reference Level	0.000 dBm	0.000 dBm
Attenuation	20.000 dB	AUTO
Detector	RMS	RMS
SweepCount	119	119
Filter	3 dB	3 dB
Trace Mode	Max Hold	Max Hold
Sweeptype	Sweep	AUTO
Preamp	off	off
Stablemode	Trace	Trace
Stablevalue	0.30 dB	0.30 dB
Run	4 / max. 15	max. 15
Stable	3 / 3	3
Max Stable Difference	0.02 dB	0.30 dB

Power Spectral Density (5280 MHz; 20 MHz)

Test according to FCC title 47 part 15 §15.407(a), KDB 789033 D02 General U-NII Test Procedures New Rules v02r01 II.F and ANSI C63.10-2013

Result

DUT Frequency (MHz)	Frequency (MHz)	PSD (dBm)	Limit Max (dBm)	Result
5280.000000	5272.871287	-1.812	11.0	PASS

Ports

Port	State
1	used

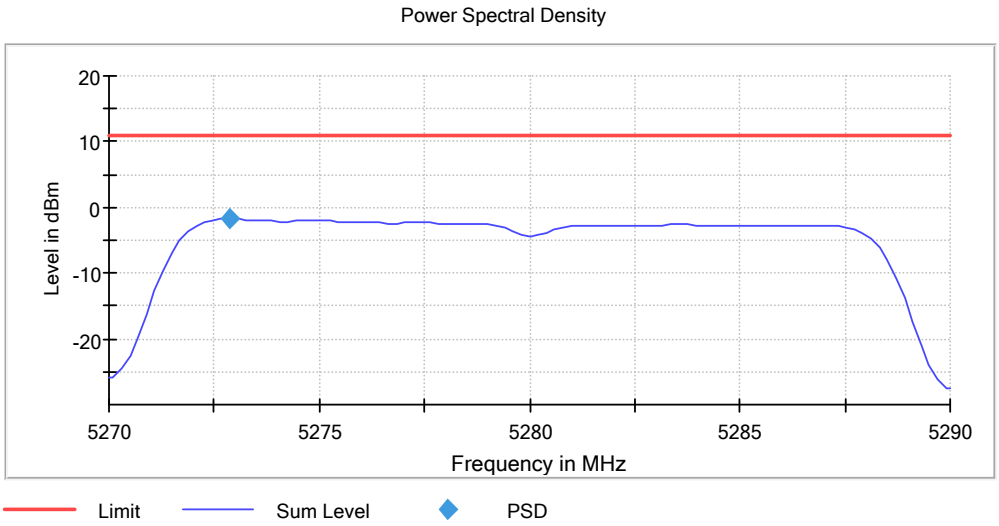

Measurement

Setting	Instrument Value	Target Value
Start Frequency	5.27000 GHz	5.27000 GHz
Stop Frequency	5.29000 GHz	5.29000 GHz
Span	20.000 MHz	20.000 MHz
RBW	1.000 MHz	<= 1.000 MHz
VBW	3.000 MHz	>= 3.000 MHz
SweepPoints	101	~ 40
Sweeptime	505.000 ms	505.000 ms
Reference Level	0.000 dBm	0.000 dBm
Attenuation	20.000 dB	AUTO
Detector	RMS	RMS
SweepCount	119	119
Filter	3 dB	3 dB
Trace Mode	Max Hold	Max Hold
Sweeptype	Sweep	AUTO
Preamp	off	off
Stablemode	Trace	Trace
Stablevalue	0.30 dB	0.30 dB
Run	4 / max. 15	max. 15
Stable	3 / 3	3
Max Stable Difference	0.02 dB	0.30 dB

Power Spectral Density (5320 MHz; 20 MHz)

Test according to FCC title 47 part 15 §15.407(a), KDB 789033 D02 General U-NII Test Procedures New Rules v02r01 II.F and ANSI C63.10-2013

Result

DUT Frequency (MHz)	Frequency (MHz)	PSD (dBm)	Limit Max (dBm)	Result
5320.000000	5326.138614	-1.982	11.0	PASS

Ports

Port	State
1	used

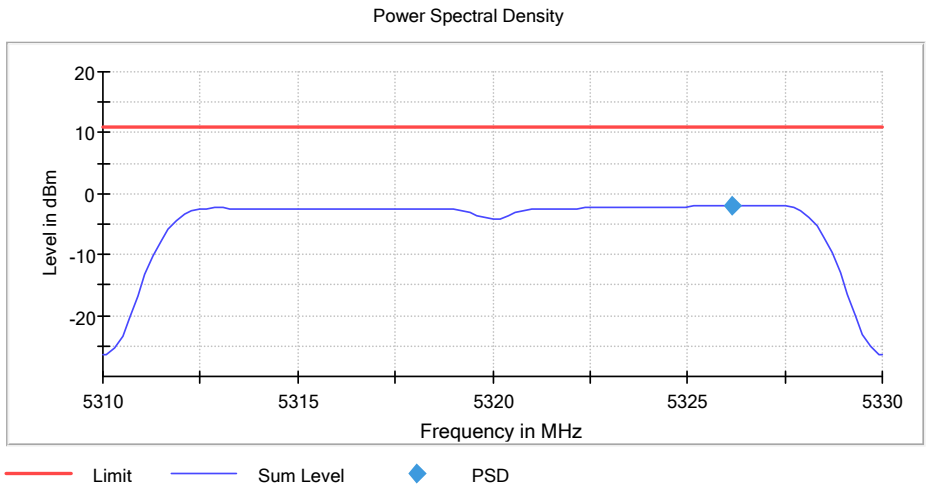

Measurement

Setting	Instrument Value	Target Value
Start Frequency	5.31000 GHz	5.31000 GHz
Stop Frequency	5.33000 GHz	5.33000 GHz
Span	20.000 MHz	20.000 MHz
RBW	1.000 MHz	<= 1.000 MHz
VBW	3.000 MHz	>= 3.000 MHz
SweepPoints	101	~ 40
Sweeptime	505.000 ms	505.000 ms
Reference Level	0.000 dBm	0.000 dBm
Attenuation	20.000 dB	AUTO
Detector	RMS	RMS
SweepCount	119	119
Filter	3 dB	3 dB
Trace Mode	Max Hold	Max Hold
Sweeptype	Sweep	AUTO
Preamp	off	off
Stablemode	Trace	Trace
Stablevalue	0.30 dB	0.30 dB
Run	4 / max. 15	max. 15
Stable	3 / 3	3
Max Stable Difference	0.04 dB	0.30 dB

Power Spectral Density (5500 MHz; 20 MHz)

Test according to FCC title 47 part 15 §15.407(a), KDB 789033 D02 General U-NII Test Procedures New Rules v02r01 II.F and ANSI C63.10-2013

Result

DUT Frequency (MHz)	Frequency (MHz)	PSD (dBm)	Limit Max (dBm)	Result
5500.000000	5505.940594	8.159	11.0	PASS

Ports

Port	State
1	used

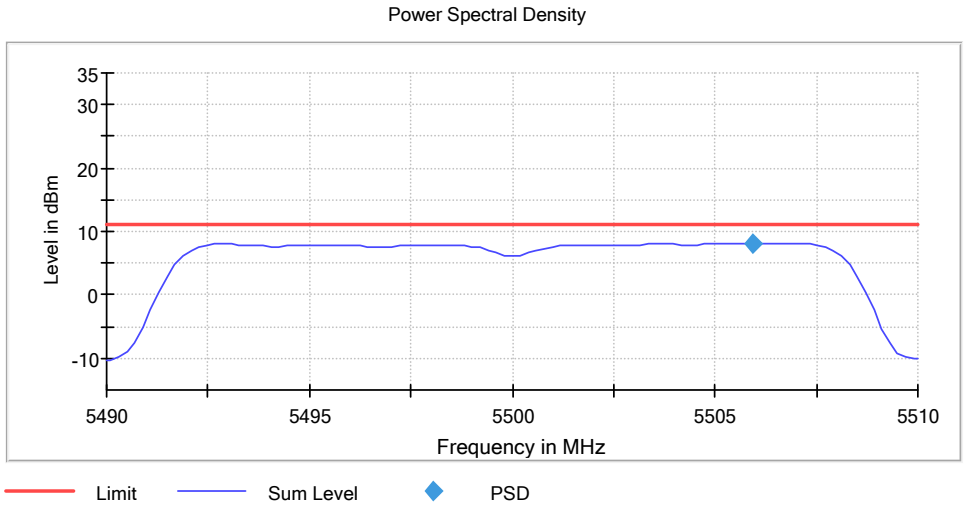

Measurement

Setting	Instrument Value	Target Value
Start Frequency	5.49000 GHz	5.49000 GHz
Stop Frequency	5.51000 GHz	5.51000 GHz
Span	20.000 MHz	20.000 MHz
RBW	1.000 MHz	<= 1.000 MHz
VBW	3.000 MHz	>= 3.000 MHz
SweepPoints	101	~ 40
Sweeptime	505.000 ms	505.000 ms
Reference Level	10.000 dBm	10.000 dBm
Attenuation	30.000 dB	AUTO
Detector	RMS	RMS
SweepCount	119	119
Filter	3 dB	3 dB
Trace Mode	Max Hold	Max Hold
Sweeptype	Sweep	AUTO
Preamp	off	off
Stablemode	Trace	Trace
Stablevalue	0.30 dB	0.30 dB
Run	4 / max. 15	max. 15
Stable	3 / 3	3
Max Stable Difference	0.00 dB	0.30 dB

Power Spectral Density (5580 MHz; 20 MHz)

Test according to FCC title 47 part 15 §15.407(a), KDB 789033 D02 General U-NII Test Procedures New Rules v02r01 II.F and ANSI C63.10-2013

Result

DUT Frequency (MHz)	Frequency (MHz)	PSD (dBm)	Limit Max (dBm)	Result
5580.000000	5586.138614	10.155	11.0	PASS

Ports

Port	State
1	used

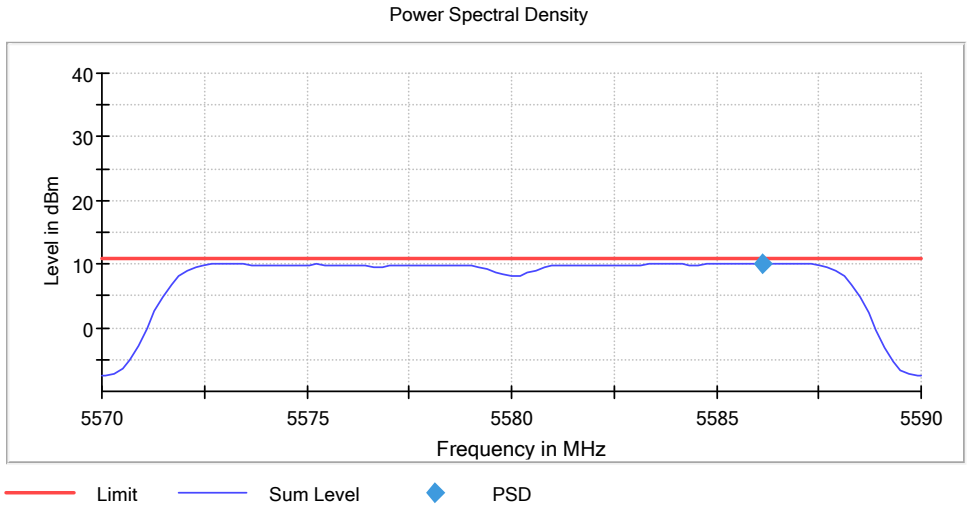

Measurement

Setting	Instrument Value	Target Value
Start Frequency	5.57000 GHz	5.57000 GHz
Stop Frequency	5.59000 GHz	5.59000 GHz
Span	20.000 MHz	20.000 MHz
RBW	1.000 MHz	<= 1.000 MHz
VBW	3.000 MHz	>= 3.000 MHz
SweepPoints	101	~ 40
Sweeptime	505.000 ms	505.000 ms
Reference Level	10.000 dBm	10.000 dBm
Attenuation	30.000 dB	AUTO
Detector	RMS	RMS
SweepCount	119	119
Filter	3 dB	3 dB
Trace Mode	Max Hold	Max Hold
Sweeptype	Sweep	AUTO
Preamp	off	off
Stablemode	Trace	Trace
Stablevalue	0.30 dB	0.30 dB
Run	4 / max. 15	max. 15
Stable	3 / 3	3
Max Stable Difference	0.00 dB	0.30 dB

Power Spectral Density (5700 MHz; 20 MHz)

Test according to FCC title 47 part 15 §15.407(a), KDB 789033 D02 General U-NII Test Procedures New Rules v02r01 II.F and ANSI C63.10-2013

Result

DUT Frequency (MHz)	Frequency (MHz)	PSD (dBm)	Limit Max (dBm)	Result
5700.000000	5692.871287	9.858	11.0	PASS

Ports

Port	State
1	used

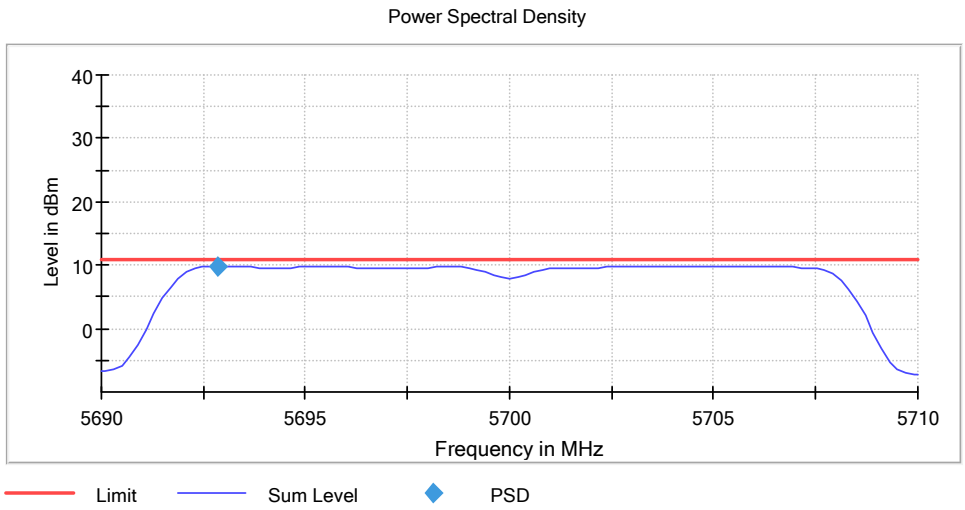

Measurement

Setting	Instrument Value	Target Value
Start Frequency	5.69000 GHz	5.69000 GHz
Stop Frequency	5.71000 GHz	5.71000 GHz
Span	20.000 MHz	20.000 MHz
RBW	1.000 MHz	<= 1.000 MHz
VBW	3.000 MHz	>= 3.000 MHz
SweepPoints	101	~ 40
Sweeptime	505.000 ms	505.000 ms
Reference Level	10.000 dBm	10.000 dBm
Attenuation	30.000 dB	AUTO
Detector	RMS	RMS
SweepCount	119	119
Filter	3 dB	3 dB
Trace Mode	Max Hold	Max Hold
Sweeptype	Sweep	AUTO
Preamp	off	off
Stablemode	Trace	Trace
Stablevalue	0.30 dB	0.30 dB
Run	4 / max. 15	max. 15
Stable	3 / 3	3
Max Stable Difference	0.03 dB	0.30 dB

Power Spectral Density (5720 MHz; 20 MHz)

Test according to FCC title 47 part 15 §15.407(a), KDB 789033 D02 General U-NII Test Procedures New Rules v02r01 II.F and ANSI C63.10-2013

Result

DUT Frequency (MHz)	Frequency (MHz)	PSD (dBm)	Limit Max (dBm)	Result
5720.000000	5712.871287	9.540	11.0	PASS

Ports

Port	State
1	used

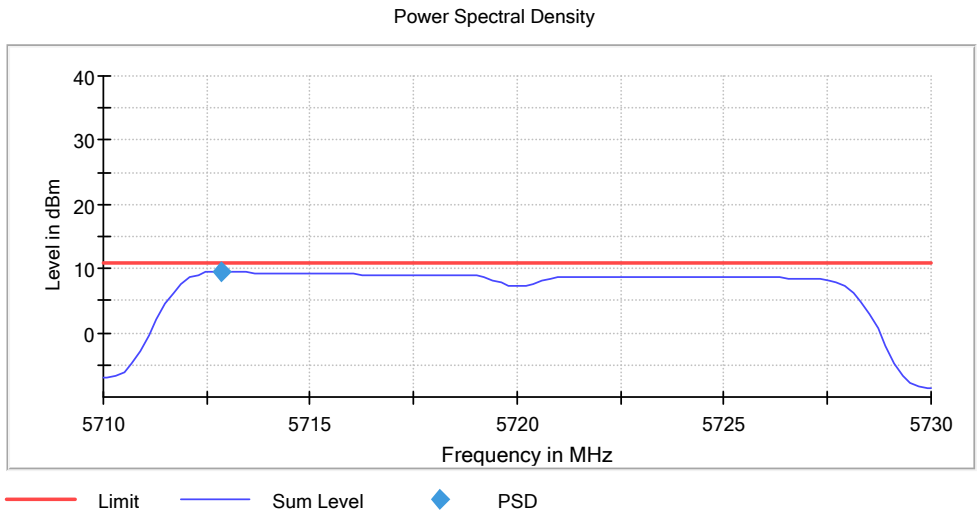

Measurement

Setting	Instrument Value	Target Value
Start Frequency	5.71000 GHz	5.71000 GHz
Stop Frequency	5.73000 GHz	5.73000 GHz
Span	20.000 MHz	20.000 MHz
RBW	1.000 MHz	<= 1.000 MHz
VBW	3.000 MHz	>= 3.000 MHz
SweepPoints	101	~ 40
Sweeptime	505.000 ms	505.000 ms
Reference Level	10.000 dBm	10.000 dBm
Attenuation	30.000 dB	AUTO
Detector	RMS	RMS
SweepCount	119	119
Filter	3 dB	3 dB
Trace Mode	Max Hold	Max Hold
Sweeptype	Sweep	AUTO
Preamp	off	off
Stablemode	Trace	Trace
Stablevalue	0.30 dB	0.30 dB
Run	4 / max. 15	max. 15
Stable	3 / 3	3
Max Stable Difference	0.01 dB	0.30 dB

Power Spectral Density (5745 MHz; 20 MHz)

Test according to FCC title 47 part 15 §15.407(a), KDB 789033 D02 General U-NII Test Procedures New Rules v02r01 II.F and ANSI C63.10-2013

Result

DUT Frequency (MHz)	Frequency (MHz)	PSD (dBm)	Limit Max (dBm)	Result
5745.000000	5737.673267	4.679	30.0	PASS

Ports

Port	State
1	used

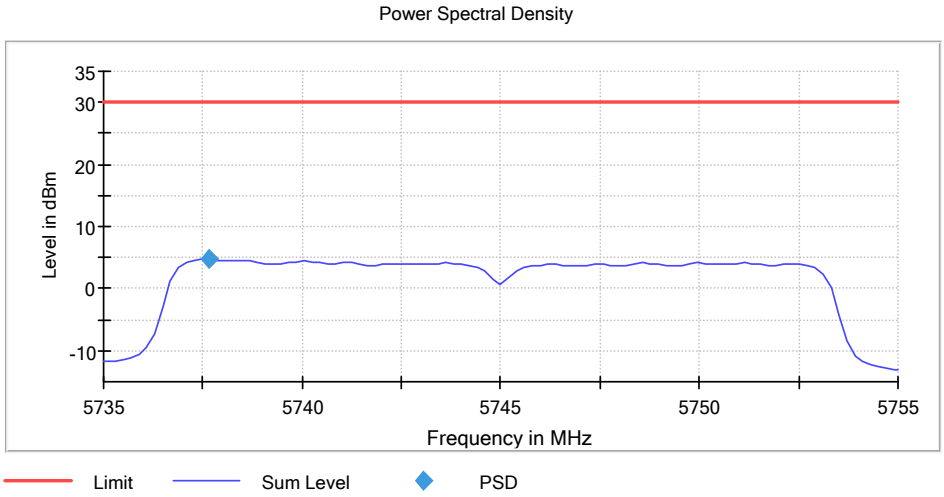

Measurement

Setting	Instrument Value	Target Value
Start Frequency	5.73500 GHz	5.73500 GHz
Stop Frequency	5.75500 GHz	5.75500 GHz
Span	20.000 MHz	20.000 MHz
RBW	500.000 kHz	<= 500.000 kHz
VBW	2.000 MHz	>= 1.500 MHz
SweepPoints	101	~ 80
Sweeptime	505.000 ms	505.000 ms
Reference Level	10.000 dBm	10.000 dBm
Attenuation	30.000 dB	AUTO
Detector	RMS	RMS
SweepCount	119	119
Filter	3 dB	3 dB
Trace Mode	Max Hold	Max Hold
Sweeptype	Sweep	AUTO
Preamp	off	off
Stablemode	Trace	Trace
Stablevalue	0.30 dB	0.30 dB
Run	4 / max. 15	max. 15
Stable	3 / 3	3
Max Stable Difference	0.02 dB	0.30 dB

Power Spectral Density (5785 MHz; 20 MHz)

Test according to FCC title 47 part 15 §15.407(a), KDB 789033 D02 General U-NII Test Procedures New Rules v02r01 II.F and ANSI C63.10-2013

Result

DUT Frequency (MHz)	Frequency (MHz)	PSD (dBm)	Limit Max (dBm)	Result
5785.000000	5791.138614	5.083	30.0	PASS

Ports

Port	State
1	used

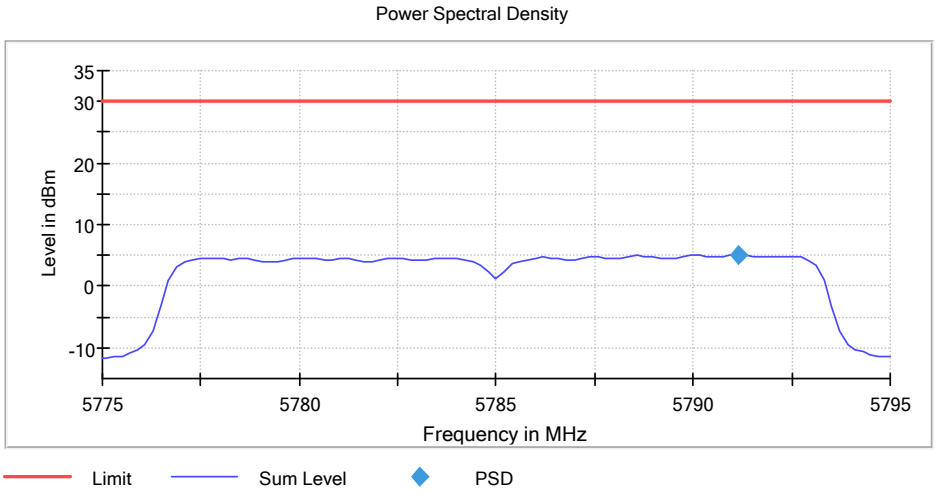

Measurement

Setting	Instrument Value	Target Value
Start Frequency	5.77500 GHz	5.77500 GHz
Stop Frequency	5.79500 GHz	5.79500 GHz
Span	20.000 MHz	20.000 MHz
RBW	500.000 kHz	<= 500.000 kHz
VBW	2.000 MHz	>= 1.500 MHz
SweepPoints	101	~ 80
Sweeptime	505.000 ms	505.000 ms
Reference Level	10.000 dBm	10.000 dBm
Attenuation	30.000 dB	AUTO
Detector	RMS	RMS
SweepCount	119	119
Filter	3 dB	3 dB
Trace Mode	Max Hold	Max Hold
Sweeptype	Sweep	AUTO
Preamp	off	off
Stablemode	Trace	Trace
Stablevalue	0.30 dB	0.30 dB
Run	4 / max. 15	max. 15
Stable	3 / 3	3
Max Stable Difference	0.02 dB	0.30 dB

Power Spectral Density (5825 MHz; 20 MHz)

Test according to FCC title 47 part 15 §15.407(a), KDB 789033 D02 General U-NII Test Procedures New Rules v02r01 II.F and ANSI C63.10-2013

Result

DUT Frequency (MHz)	Frequency (MHz)	PSD (dBm)	Limit Max (dBm)	Result
5825.000000	5817.673267	4.682	30.0	PASS

Ports

Port	State
1	used

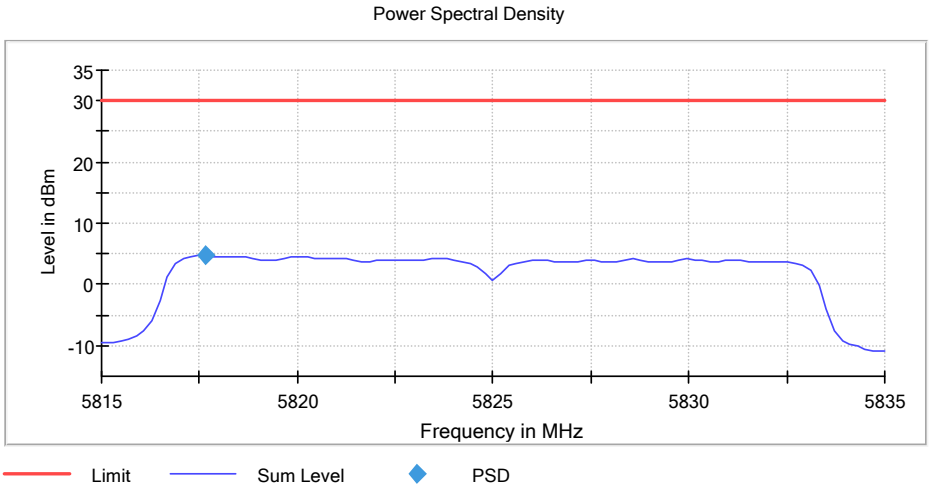

Measurement

Setting	Instrument Value	Target Value
Start Frequency	5.81500 GHz	5.81500 GHz
Stop Frequency	5.83500 GHz	5.83500 GHz
Span	20.000 MHz	20.000 MHz
RBW	500.000 kHz	<= 500.000 kHz
VBW	2.000 MHz	>= 1.500 MHz
SweepPoints	101	~ 80
Sweeptime	505.000 ms	505.000 ms
Reference Level	10.000 dBm	10.000 dBm
Attenuation	30.000 dB	AUTO
Detector	RMS	RMS
SweepCount	119	119
Filter	3 dB	3 dB
Trace Mode	Max Hold	Max Hold
Sweeptype	Sweep	AUTO
Preamp	off	off
Stablemode	Trace	Trace
Stablevalue	0.30 dB	0.30 dB
Run	4 / max. 15	max. 15
Stable	3 / 3	3
Max Stable Difference	0.01 dB	0.30 dB

802.11N20:

Power Spectral Density (5180 MHz; 20 MHz)

Test according to FCC title 47 part 15 §15.407(a), KDB 789033 D02 General U-NII Test Procedures New Rules v02r01 II.F and ANSI C63.10-2013

Result

DUT Frequency (MHz)	Frequency (MHz)	PSD (dBm)	Limit Max (dBm)	Result
5180.000000	5177.425743	-4.441	11.0	PASS

Ports

Port	State
1	used
2	used

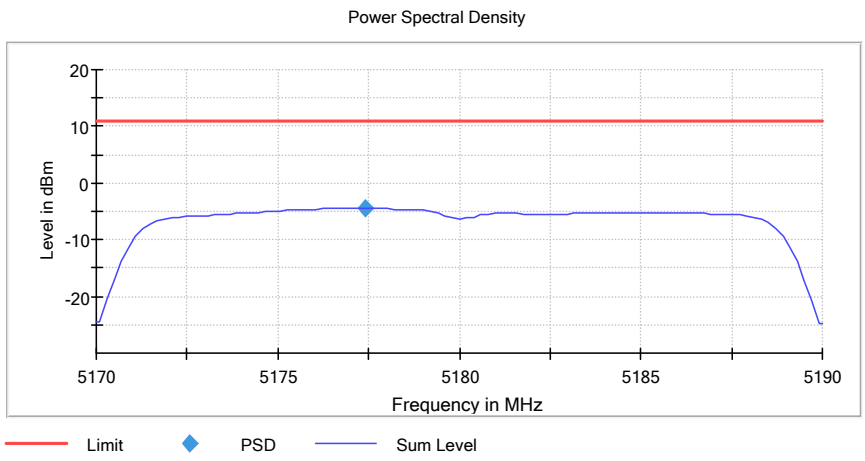

Measurement

Setting	Instrument Value	Target Value
Start Frequency	5.17000 GHz	5.17000 GHz
Stop Frequency	5.19000 GHz	5.19000 GHz
Span	20.000 MHz	20.000 MHz
RBW	1.000 MHz	<= 1.000 MHz
VBW	3.000 MHz	>= 3.000 MHz
SweepPoints	101	~ 40
Sweeptime	505.000 ms	505.000 ms
Reference Level	0.000 dBm	0.000 dBm
Attenuation	20.000 dB	AUTO
Detector	RMS	RMS
SweepCount	119	119
Filter	3 dB	3 dB
Trace Mode	Max Hold	Max Hold
Sweeptype	Sweep	AUTO
Preamp	off	off
Stablemode	Trace	Trace
Stablevalue	0.30 dB	0.30 dB
Run	4 / max. 15	max. 15
Stable	3 / 3	3
Max Stable Difference	0.07 dB	0.30 dB

Power Spectral Density (5200 MHz; 20 MHz)

Test according to FCC title 47 part 15 §15.407(a), KDB 789033 D02 General U-NII Test Procedures New Rules v02r01 II.F and ANSI C63.10-2013

Result

DUT Frequency (MHz)	Frequency (MHz)	PSD (dBm)	Limit Max (dBm)	Result
5200.000000	5197.425743	-3.761	11.0	PASS

Ports

Port	State
1	used
2	used

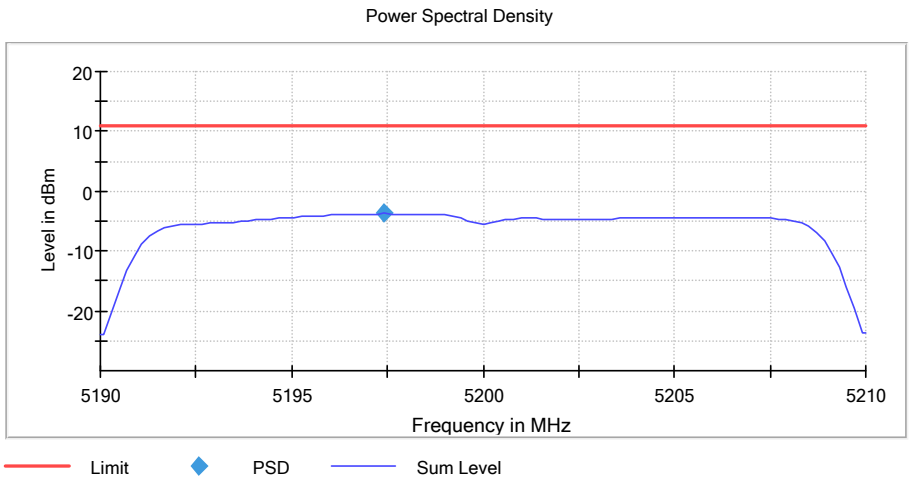

Measurement

Setting	Instrument Value	Target Value
Start Frequency	5.19000 GHz	5.19000 GHz
Stop Frequency	5.21000 GHz	5.21000 GHz
Span	20.000 MHz	20.000 MHz
RBW	1.000 MHz	<= 1.000 MHz
VBW	3.000 MHz	>= 3.000 MHz
SweepPoints	101	~ 40
Sweeptime	505.000 ms	505.000 ms
Reference Level	0.000 dBm	0.000 dBm
Attenuation	20.000 dB	AUTO
Detector	RMS	RMS
SweepCount	119	119
Filter	3 dB	3 dB
Trace Mode	Max Hold	Max Hold
Sweeptype	Sweep	AUTO
Preamp	off	off
Stablemode	Trace	Trace
Stablevalue	0.30 dB	0.30 dB
Run	4 / max. 15	max. 15
Stable	3 / 3	3
Max Stable Difference	0.12 dB	0.30 dB

Power Spectral Density (5240 MHz; 20 MHz)

Test according to FCC title 47 part 15 §15.407(a), KDB 789033 D02 General U-NII Test Procedures New Rules v02r01 II.F and ANSI C63.10-2013

Result

DUT Frequency (MHz)	Frequency (MHz)	PSD (dBm)	Limit Max (dBm)	Result
5240.000000	5238.217822	-4.943	11.0	PASS

Ports

Port	State
1	used
2	used

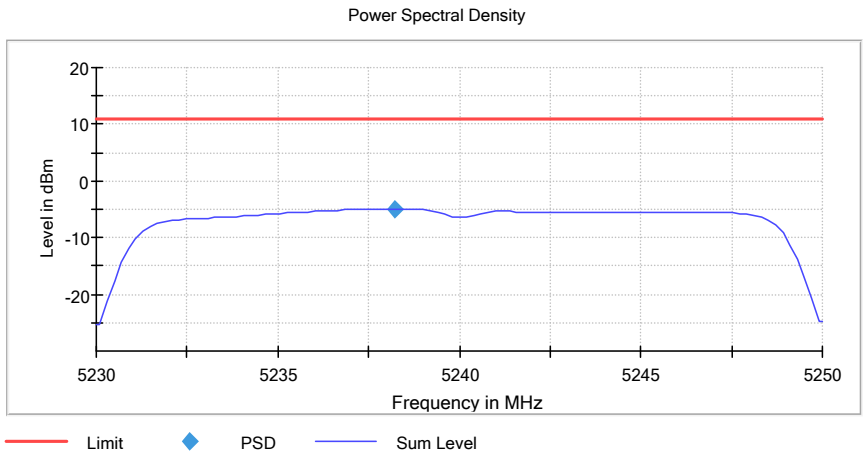

Measurement

Setting	Instrument Value	Target Value
Start Frequency	5.23000 GHz	5.23000 GHz
Stop Frequency	5.25000 GHz	5.25000 GHz
Span	20.000 MHz	20.000 MHz
RBW	1.000 MHz	<= 1.000 MHz
VBW	3.000 MHz	>= 3.000 MHz
SweepPoints	101	~ 40
Sweeptime	505.000 ms	505.000 ms
Reference Level	0.000 dBm	0.000 dBm
Attenuation	20.000 dB	AUTO
Detector	RMS	RMS
SweepCount	119	119
Filter	3 dB	3 dB
Trace Mode	Max Hold	Max Hold
Sweeptype	Sweep	AUTO
Preamp	off	off
Stablemode	Trace	Trace
Stablevalue	0.30 dB	0.30 dB
Run	4 / max. 15	max. 15
Stable	3 / 3	3
Max Stable Difference	0.10 dB	0.30 dB

Power Spectral Density (5260 MHz; 20 MHz)

Test according to FCC title 47 part 15 §15.407(a), KDB 789033 D02 General U-NII Test Procedures New Rules v02r01 II.F and ANSI C63.10-2013

Result

DUT Frequency (MHz)	Frequency (MHz)	PSD (dBm)	Limit Max (dBm)	Result
5260.000000	5258.613861	-4.779	11.0	PASS

Ports

Port	State
1	used
2	used

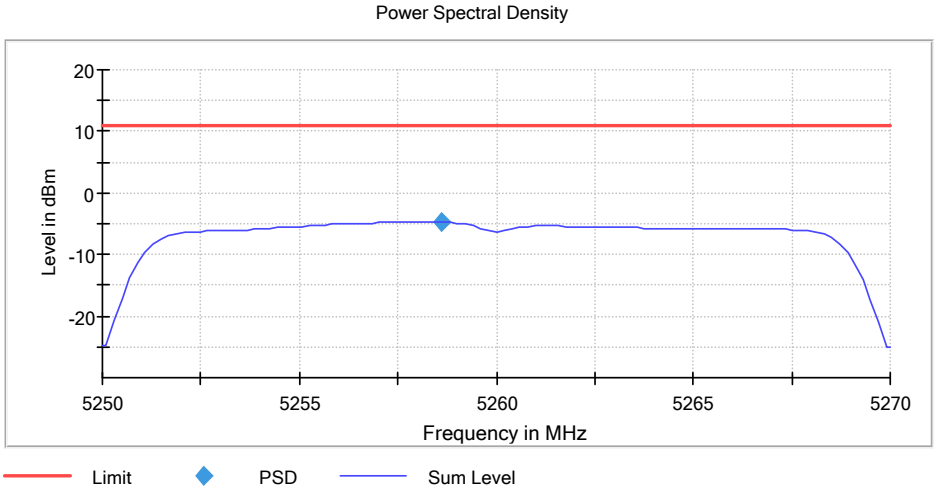

Measurement

Setting	Instrument Value	Target Value
Start Frequency	5.25000 GHz	5.25000 GHz
Stop Frequency	5.27000 GHz	5.27000 GHz
Span	20.000 MHz	20.000 MHz
RBW	1.000 MHz	<= 1.000 MHz
VBW	3.000 MHz	>= 3.000 MHz
SweepPoints	101	~ 40
Sweeptime	505.000 ms	505.000 ms
Reference Level	0.000 dBm	0.000 dBm
Attenuation	20.000 dB	AUTO
Detector	RMS	RMS
SweepCount	119	119
Filter	3 dB	3 dB
Trace Mode	Max Hold	Max Hold
Sweeptype	Sweep	AUTO
Preamp	off	off
Stablemode	Trace	Trace
Stablevalue	0.30 dB	0.30 dB
Run	4 / max. 15	max. 15
Stable	3 / 3	3
Max Stable Difference	0.05 dB	0.30 dB

Power Spectral Density (5280 MHz; 20 MHz)

Test according to FCC title 47 part 15 §15.407(a), KDB 789033 D02 General U-NII Test Procedures New Rules v02r01 II.F and ANSI C63.10-2013

Result

DUT Frequency (MHz)	Frequency (MHz)	PSD (dBm)	Limit Max (dBm)	Result
5280.000000	5278.415842	-4.576	11.0	PASS

Ports

Port	State
1	used
2	used

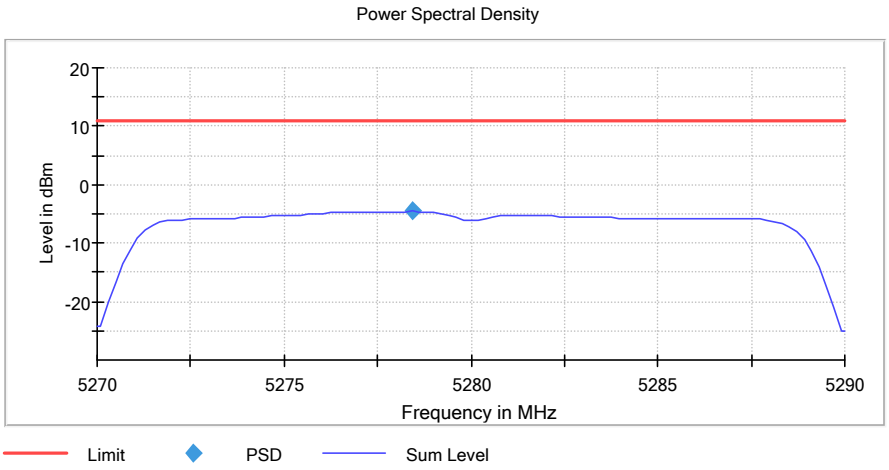

Measurement

Setting	Instrument Value	Target Value
Start Frequency	5.27000 GHz	5.27000 GHz
Stop Frequency	5.29000 GHz	5.29000 GHz
Span	20.000 MHz	20.000 MHz
RBW	1.000 MHz	<= 1.000 MHz
VBW	3.000 MHz	>= 3.000 MHz
SweepPoints	101	~ 40
Sweeptime	505.000 ms	505.000 ms
Reference Level	0.000 dBm	0.000 dBm
Attenuation	20.000 dB	AUTO
Detector	RMS	RMS
SweepCount	119	119
Filter	3 dB	3 dB
Trace Mode	Max Hold	Max Hold
Sweeptype	Sweep	AUTO
Preamp	off	off
Stablemode	Trace	Trace
Stablevalue	0.30 dB	0.30 dB
Run	4 / max. 15	max. 15
Stable	3 / 3	3
Max Stable Difference	0.11 dB	0.30 dB

Power Spectral Density (5320 MHz; 20 MHz)

Test according to FCC title 47 part 15 §15.407(a), KDB 789033 D02 General U-NII Test Procedures New Rules v02r01 II.F and ANSI C63.10-2013

Result

DUT Frequency (MHz)	Frequency (MHz)	PSD (dBm)	Limit Max (dBm)	Result
5320.000000	5318.811881	-4.883	11.0	PASS

Ports

Port	State
1	used
2	used

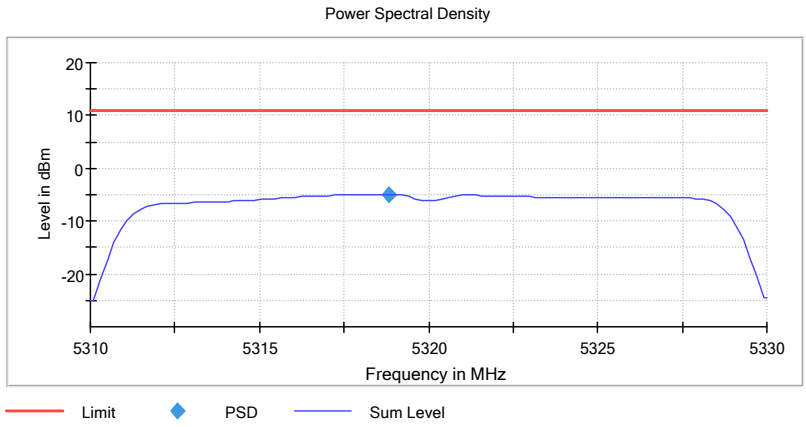

Measurement

Setting	Instrument Value	Target Value
Start Frequency	5.31000 GHz	5.31000 GHz
Stop Frequency	5.33000 GHz	5.33000 GHz
Span	20.000 MHz	20.000 MHz
RBW	1.000 MHz	<= 1.000 MHz
VBW	3.000 MHz	>= 3.000 MHz
SweepPoints	101	~ 40
Sweeptime	505.000 ms	505.000 ms
Reference Level	0.000 dBm	0.000 dBm
Attenuation	20.000 dB	AUTO
Detector	RMS	RMS
SweepCount	119	119
Filter	3 dB	3 dB
Trace Mode	Max Hold	Max Hold
Sweeptype	Sweep	AUTO
Preamp	off	off
Stablemode	Trace	Trace
Stablevalue	0.30 dB	0.30 dB
Run	4 / max. 15	max. 15
Stable	3 / 3	3
Max Stable Difference	0.04 dB	0.30 dB

Power Spectral Density (5500 MHz; 20 MHz)

Test according to FCC title 47 part 15 §15.407(a), KDB 789033 D02 General U-NII Test Procedures New Rules v02r01 II.F and ANSI C63.10-2013

Result

DUT Frequency (MHz)	Frequency (MHz)	PSD (dBm)	Limit Max (dBm)	Result
5500.000000	5501.386139	8.029	11.0	PASS

Ports

Port	State
1	used
2	used

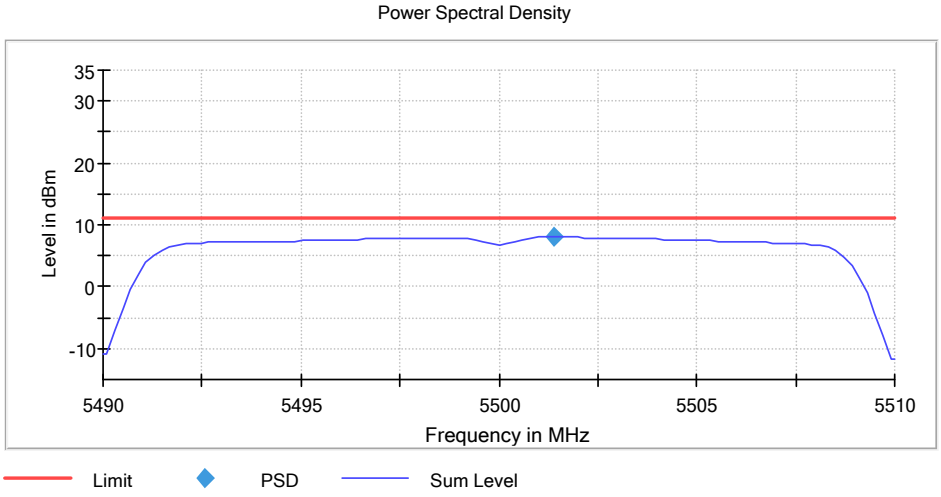

Measurement

Setting	Instrument Value	Target Value
Start Frequency	5.49000 GHz	5.49000 GHz
Stop Frequency	5.51000 GHz	5.51000 GHz
Span	20.000 MHz	20.000 MHz
RBW	1.000 MHz	<= 1.000 MHz
VBW	3.000 MHz	>= 3.000 MHz
SweepPoints	101	~ 40
Sweeptime	505.000 ms	505.000 ms
Reference Level	10.000 dBm	10.000 dBm
Attenuation	30.000 dB	AUTO
Detector	RMS	RMS
SweepCount	119	119
Filter	3 dB	3 dB
Trace Mode	Max Hold	Max Hold
Sweeptype	Sweep	AUTO
Preamp	off	off
Stablemode	Trace	Trace
Stablevalue	0.30 dB	0.30 dB
Run	4 / max. 15	max. 15
Stable	3 / 3	3
Max Stable Difference	0.05 dB	0.30 dB

Power Spectral Density (5580 MHz; 20 MHz)

Test according to FCC title 47 part 15 §15.407(a), KDB 789033 D02 General U-NII Test Procedures New Rules v02r01 II.F and ANSI C63.10-2013

Result

DUT Frequency (MHz)	Frequency (MHz)	PSD (dBm)	Limit Max (dBm)	Result
5580.000000	5581.386139	8.727	11.0	PASS

Ports

Port	State
1	used
2	used

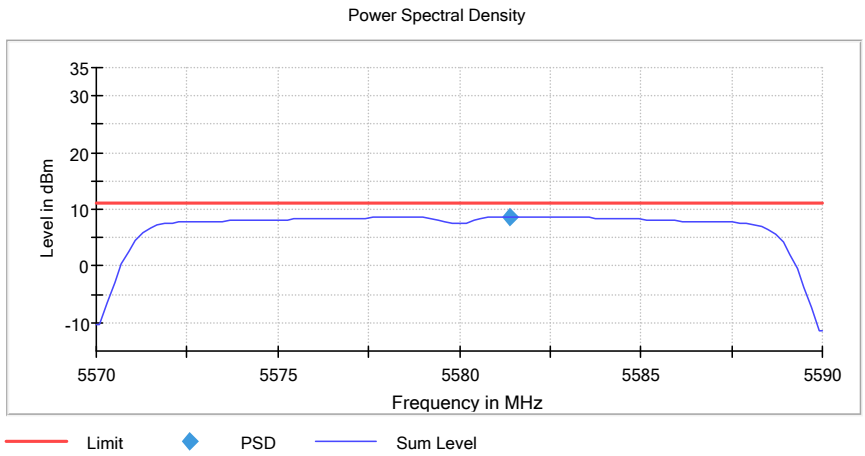

Measurement

Setting	Instrument Value	Target Value
Start Frequency	5.57000 GHz	5.57000 GHz
Stop Frequency	5.59000 GHz	5.59000 GHz
Span	20.000 MHz	20.000 MHz
RBW	1.000 MHz	<= 1.000 MHz
VBW	3.000 MHz	>= 3.000 MHz
SweepPoints	101	~ 40
Sweeptime	505.000 ms	505.000 ms
Reference Level	10.000 dBm	10.000 dBm
Attenuation	30.000 dB	AUTO
Detector	RMS	RMS
SweepCount	119	119
Filter	3 dB	3 dB
Trace Mode	Max Hold	Max Hold
Sweeptype	Sweep	AUTO
Preamp	off	off
Stablemode	Trace	Trace
Stablevalue	0.30 dB	0.30 dB
Run	4 / max. 15	max. 15
Stable	3 / 3	3
Max Stable Difference	0.02 dB	0.30 dB

Power Spectral Density (5700 MHz; 20 MHz)

Test according to FCC title 47 part 15 §15.407(a), KDB 789033 D02 General U-NII Test Procedures New Rules v02r01 II.F and ANSI C63.10-2013

Result

DUT Frequency (MHz)	Frequency (MHz)	PSD (dBm)	Limit Max (dBm)	Result
5700.000000	5701.188119	7.560	11.0	PASS

Ports

Port	State
1	used
2	used

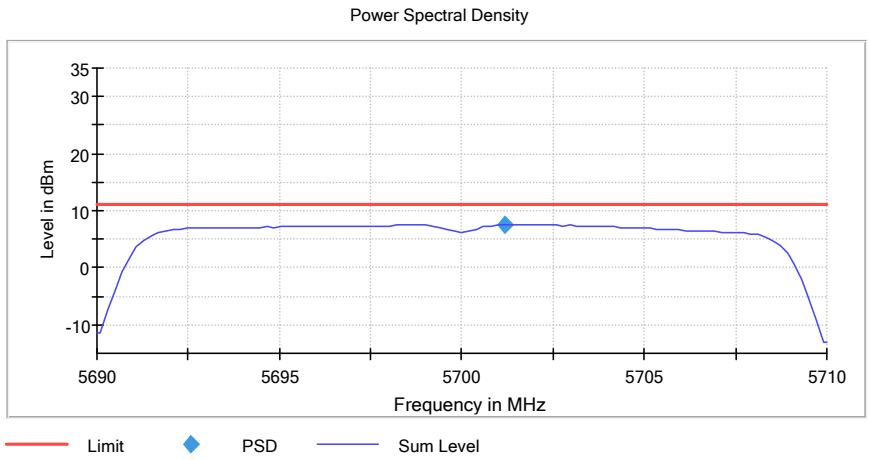

Measurement

Setting	Instrument Value	Target Value
Start Frequency	5.69000 GHz	5.69000 GHz
Stop Frequency	5.71000 GHz	5.71000 GHz
Span	20.000 MHz	20.000 MHz
RBW	1.000 MHz	<= 1.000 MHz
VBW	3.000 MHz	>= 3.000 MHz
SweepPoints	101	~ 40
Sweeptime	505.000 ms	505.000 ms
Reference Level	10.000 dBm	10.000 dBm
Attenuation	30.000 dB	AUTO
Detector	RMS	RMS
SweepCount	119	119
Filter	3 dB	3 dB
Trace Mode	Max Hold	Max Hold
Sweeptype	Sweep	AUTO
Preamp	off	off
Stablemode	Trace	Trace
Stablevalue	0.30 dB	0.30 dB
Run	4 / max. 15	max. 15
Stable	3 / 3	3
Max Stable Difference	0.03 dB	0.30 dB

Power Spectral Density (5720 MHz; 20 MHz)

Test according to FCC title 47 part 15 §15.407(a), KDB 789033 D02 General U-NII Test Procedures New Rules v02r01 II.F and ANSI C63.10-2013

Result

DUT Frequency (MHz)	Frequency (MHz)	PSD (dBm)	Limit Max (dBm)	Result
5720.000000	5718.613861	8.261	11.0	PASS

Ports

Port	State
1	used
2	used

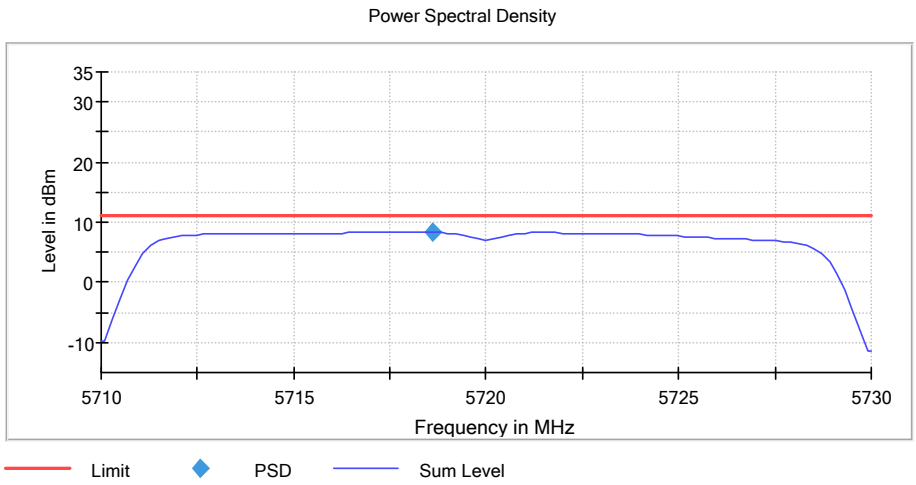

Measurement

Setting	Instrument Value	Target Value
Start Frequency	5.71000 GHz	5.71000 GHz
Stop Frequency	5.73000 GHz	5.73000 GHz
Span	20.000 MHz	20.000 MHz
RBW	1.000 MHz	<= 1.000 MHz
VBW	3.000 MHz	>= 3.000 MHz
SweepPoints	101	~ 40
Sweeptime	505.000 ms	505.000 ms
Reference Level	10.000 dBm	10.000 dBm
Attenuation	30.000 dB	AUTO
Detector	RMS	RMS
SweepCount	119	119
Filter	3 dB	3 dB
Trace Mode	Max Hold	Max Hold
Sweeptype	Sweep	AUTO
Preamp	off	off
Stablemode	Trace	Trace
Stablevalue	0.30 dB	0.30 dB
Run	4 / max. 15	max. 15
Stable	3 / 3	3
Max Stable Difference	0.01 dB	0.30 dB

Power Spectral Density (5745 MHz; 20 MHz)

Test according to FCC title 47 part 15 §15.407(a), KDB 789033 D02 General U-NII Test Procedures New Rules v02r01 II.F and ANSI C63.10-2013

Result

DUT Frequency (MHz)	Frequency (MHz)	PSD (dBm)	Limit Max (dBm)	Result
5745.000000	5747.970297	7.552	30.0	PASS

Ports

Port	State
1	used
2	used

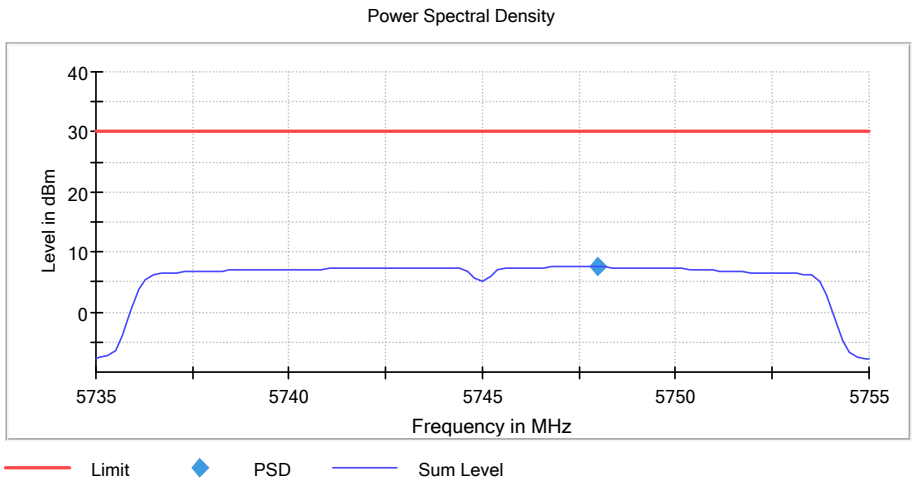

Measurement

Setting	Instrument Value	Target Value
Start Frequency	5.73500 GHz	5.73500 GHz
Stop Frequency	5.75500 GHz	5.75500 GHz
Span	20.000 MHz	20.000 MHz
RBW	500.000 kHz	<= 500.000 kHz
VBW	2.000 MHz	>= 1.500 MHz
SweepPoints	101	~ 80
Sweeptime	505.000 ms	505.000 ms
Reference Level	10.000 dBm	10.000 dBm
Attenuation	30.000 dB	AUTO
Detector	RMS	RMS
SweepCount	119	119
Filter	3 dB	3 dB
Trace Mode	Max Hold	Max Hold
Sweeptype	Sweep	AUTO
Preamp	off	off
Stablemode	Trace	Trace
Stablevalue	0.30 dB	0.30 dB
Run	4 / max. 15	max. 15
Stable	3 / 3	3
Max Stable Difference	0.00 dB	0.30 dB

Power Spectral Density (5785 MHz; 20 MHz)

Test according to FCC title 47 part 15 §15.407(a), KDB 789033 D02 General U-NII Test Procedures New Rules v02r01 II.F and ANSI C63.10-2013

Result

DUT Frequency (MHz)	Frequency (MHz)	PSD (dBm)	Limit Max (dBm)	Result
5785.000000	5787.970297	8.096	30.0	PASS

Ports

Port	State
1	used
2	used

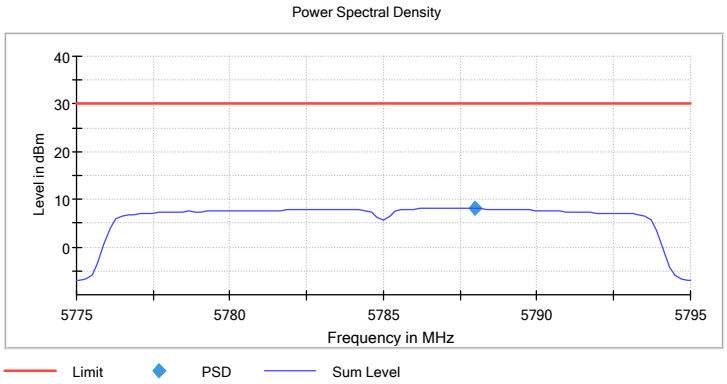

Measurement

Setting	Instrument Value	Target Value
Start Frequency	5.77500 GHz	5.77500 GHz
Stop Frequency	5.79500 GHz	5.79500 GHz
Span	20.000 MHz	20.000 MHz
RBW	500.000 kHz	<= 500.000 kHz
VBW	2.000 MHz	>= 1.500 MHz
SweepPoints	101	~ 80
Sweeptime	505.000 ms	505.000 ms
Reference Level	10.000 dBm	10.000 dBm
Attenuation	30.000 dB	AUTO
Detector	RMS	RMS
SweepCount	119	119
Filter	3 dB	3 dB
Trace Mode	Max Hold	Max Hold
Sweeptype	Sweep	AUTO
Preamp	off	off
Stablemode	Trace	Trace
Stablevalue	0.30 dB	0.30 dB
Run	4 / max. 15	max. 15
Stable	3 / 3	3
Max Stable Difference	0.02 dB	0.30 dB

Power Spectral Density (5825 MHz; 20 MHz)

Test according to FCC title 47 part 15 §15.407(a), KDB 789033 D02 General U-NII Test Procedures New Rules v02r01 II.F and ANSI C63.10-2013

Result

DUT Frequency (MHz)	Frequency (MHz)	PSD (dBm)	Limit Max (dBm)	Result
5825.000000	5822.227723	6.542	30.0	PASS

Ports

Port	State
1	used
2	used

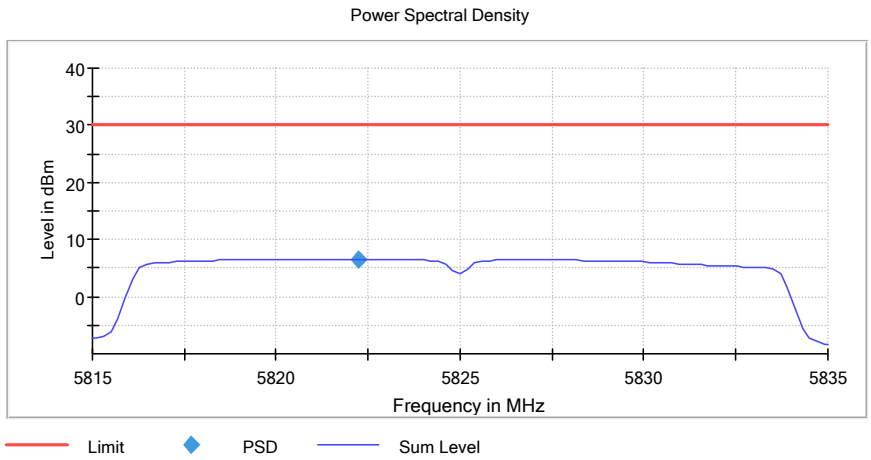

Measurement

Setting	Instrument Value	Target Value
Start Frequency	5.81500 GHz	5.81500 GHz
Stop Frequency	5.83500 GHz	5.83500 GHz
Span	20.000 MHz	20.000 MHz
RBW	500.000 kHz	<= 500.000 kHz
VBW	2.000 MHz	>= 1.500 MHz
SweepPoints	101	~ 80
Sweeptime	505.000 ms	505.000 ms
Reference Level	10.000 dBm	10.000 dBm
Attenuation	30.000 dB	AUTO
Detector	RMS	RMS
SweepCount	119	119
Filter	3 dB	3 dB
Trace Mode	Max Hold	Max Hold
Sweeptype	Sweep	AUTO
Preamp	off	off
Stablemode	Trace	Trace
Stablevalue	0.30 dB	0.30 dB
Run	4 / max. 15	max. 15
Stable	3 / 3	3
Max Stable Difference	0.01 dB	0.30 dB

802.11AC20:

Power Spectral Density (5180 MHz; 20 MHz)

Test according to FCC title 47 part 15 §15.407(a), KDB 789033 D02 General U-NII Test Procedures New Rules v02r01 II.F and ANSI C63.10-2013

Result

DUT Frequency (MHz)	Frequency (MHz)	PSD (dBm)	Limit Max (dBm)	Result
5180.000000	5177.029703	-4.703	11.0	PASS

Ports

Port	State
1	used
2	used

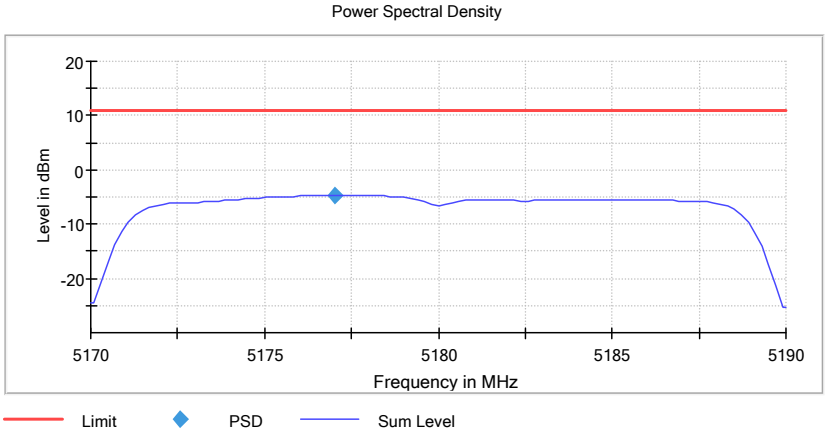

Measurement

Setting	Instrument Value	Target Value
Start Frequency	5.17000 GHz	5.17000 GHz
Stop Frequency	5.19000 GHz	5.19000 GHz
Span	20.000 MHz	20.000 MHz
RBW	1.000 MHz	<= 1.000 MHz
VBW	3.000 MHz	>= 3.000 MHz
SweepPoints	101	~ 40
Sweeptime	505.000 ms	505.000 ms
Reference Level	0.000 dBm	0.000 dBm
Attenuation	20.000 dB	AUTO
Detector	RMS	RMS
SweepCount	119	119
Filter	3 dB	3 dB
Trace Mode	Max Hold	Max Hold
Sweeptype	Sweep	AUTO
Preamp	off	off
Stablemode	Trace	Trace
Stablevalue	0.30 dB	0.30 dB
Run	4 / max. 15	max. 15
Stable	3 / 3	3
Max Stable Difference	0.04 dB	0.30 dB

Power Spectral Density (5200 MHz; 20 MHz)

Test according to FCC title 47 part 15 §15.407(a), KDB 789033 D02 General U-NII Test Procedures New Rules v02r01 II.F and ANSI C63.10-2013

Result

DUT Frequency (MHz)	Frequency (MHz)	PSD (dBm)	Limit Max (dBm)	Result
5200.000000	5198.019802	-4.042	11.0	PASS

Ports

Port	State
1	used
2	used

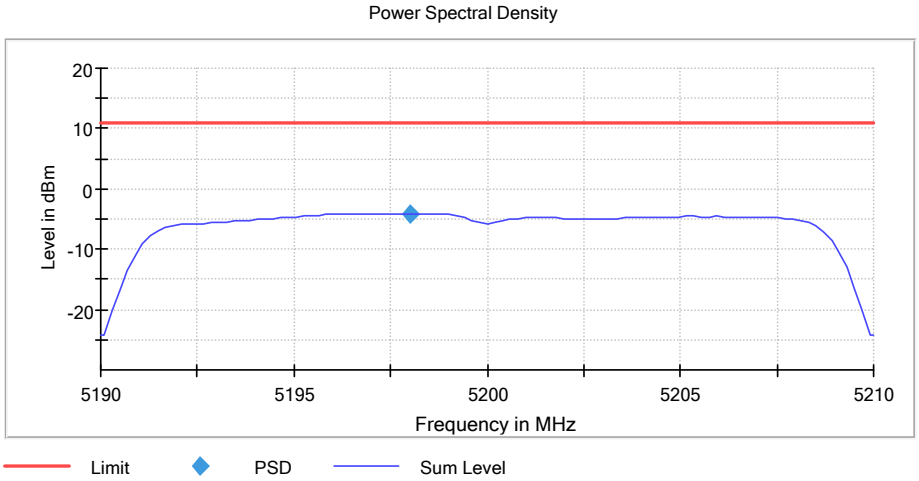

Measurement

Setting	Instrument Value	Target Value
Start Frequency	5.19000 GHz	5.19000 GHz
Stop Frequency	5.21000 GHz	5.21000 GHz
Span	20.000 MHz	20.000 MHz
RBW	1.000 MHz	<= 1.000 MHz
VBW	3.000 MHz	>= 3.000 MHz
SweepPoints	101	~ 40
Sweeptime	505.000 ms	505.000 ms
Reference Level	0.000 dBm	0.000 dBm
Attenuation	20.000 dB	AUTO
Detector	RMS	RMS
SweepCount	119	119
Filter	3 dB	3 dB
Trace Mode	Max Hold	Max Hold
Sweeptype	Sweep	AUTO
Preamp	off	off
Stablemode	Trace	Trace
Stablevalue	0.30 dB	0.30 dB
Run	4 / max. 15	max. 15
Stable	3 / 3	3
Max Stable Difference	0.07 dB	0.30 dB

Power Spectral Density (5240 MHz; 20 MHz)

Test according to FCC title 47 part 15 §15.407(a), KDB 789033 D02 General U-NII Test Procedures New Rules v02r01 II.F and ANSI C63.10-2013

Result

DUT Frequency (MHz)	Frequency (MHz)	PSD (dBm)	Limit Max (dBm)	Result
5240.000000	5238.613861	-5.174	11.0	PASS

Ports

Port	State
1	used
2	used

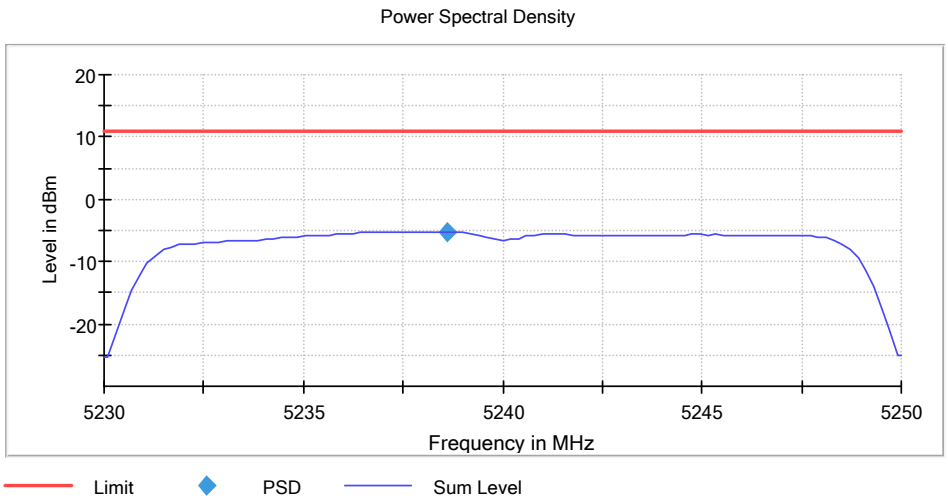

Measurement

Setting	Instrument Value	Target Value
Start Frequency	5.23000 GHz	5.23000 GHz
Stop Frequency	5.25000 GHz	5.25000 GHz
Span	20.000 MHz	20.000 MHz
RBW	1.000 MHz	<= 1.000 MHz
VBW	3.000 MHz	>= 3.000 MHz
SweepPoints	101	~ 40
Sweeptime	505.000 ms	505.000 ms
Reference Level	0.000 dBm	0.000 dBm
Attenuation	20.000 dB	AUTO
Detector	RMS	RMS
SweepCount	119	119
Filter	3 dB	3 dB
Trace Mode	Max Hold	Max Hold
Sweeptype	Sweep	AUTO
Preamp	off	off
Stablemode	Trace	Trace
Stablevalue	0.30 dB	0.30 dB
Run	4 / max. 15	max. 15
Stable	3 / 3	3
Max Stable Difference	0.07 dB	0.30 dB

Power Spectral Density (5260 MHz; 20 MHz)

Test according to FCC title 47 part 15 §15.407(a), KDB 789033 D02 General U-NII Test Procedures New Rules v02r01 II.F and ANSI C63.10-2013

Result

DUT Frequency (MHz)	Frequency (MHz)	PSD (dBm)	Limit Max (dBm)	Result
5260.000000	5258.415842	-4.943	11.0	PASS

Ports

Port	State
1	used
2	used

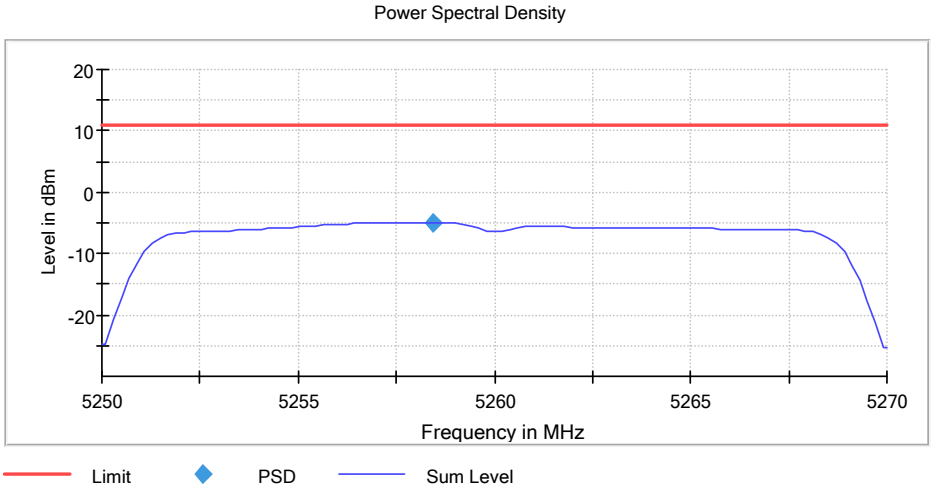

Measurement

Setting	Instrument Value	Target Value
Start Frequency	5.25000 GHz	5.25000 GHz
Stop Frequency	5.27000 GHz	5.27000 GHz
Span	20.000 MHz	20.000 MHz
RBW	1.000 MHz	<= 1.000 MHz
VBW	3.000 MHz	>= 3.000 MHz
SweepPoints	101	~ 40
Sweeptime	505.000 ms	505.000 ms
Reference Level	0.000 dBm	0.000 dBm
Attenuation	20.000 dB	AUTO
Detector	RMS	RMS
SweepCount	119	119
Filter	3 dB	3 dB
Trace Mode	Max Hold	Max Hold
Sweeptype	Sweep	AUTO
Preamp	off	off
Stablemode	Trace	Trace
Stablevalue	0.30 dB	0.30 dB
Run	4 / max. 15	max. 15
Stable	3 / 3	3
Max Stable Difference	0.06 dB	0.30 dB

Power Spectral Density (5280 MHz; 20 MHz)

Test according to FCC title 47 part 15 §15.407(a), KDB 789033 D02 General U-NII Test Procedures New Rules v02r01 II.F and ANSI C63.10-2013

Result

DUT Frequency (MHz)	Frequency (MHz)	PSD (dBm)	Limit Max (dBm)	Result
5280.000000	5278.019802	-4.671	11.0	PASS

Ports

Port	State
1	used
2	used

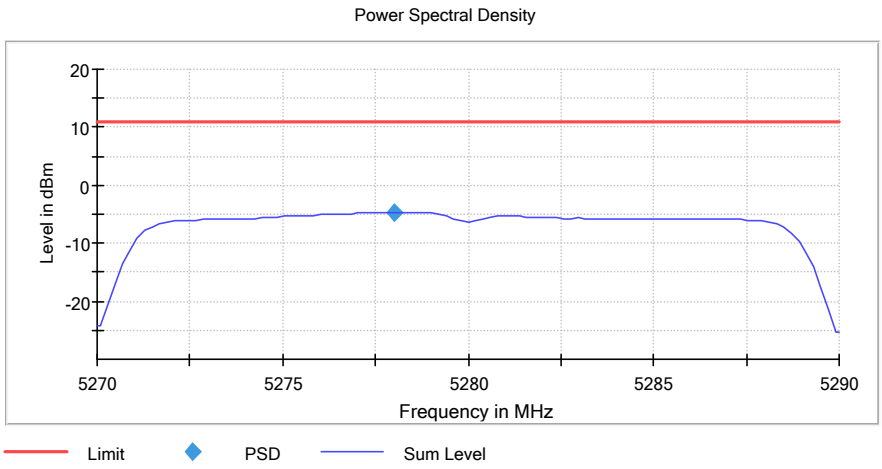

Measurement

Setting	Instrument Value	Target Value
Start Frequency	5.27000 GHz	5.27000 GHz
Stop Frequency	5.29000 GHz	5.29000 GHz
Span	20.000 MHz	20.000 MHz
RBW	1.000 MHz	<= 1.000 MHz
VBW	3.000 MHz	>= 3.000 MHz
SweepPoints	101	~ 40
Sweeptime	505.000 ms	505.000 ms
Reference Level	0.000 dBm	0.000 dBm
Attenuation	20.000 dB	AUTO
Detector	RMS	RMS
SweepCount	119	119
Filter	3 dB	3 dB
Trace Mode	Max Hold	Max Hold
Sweeptype	Sweep	AUTO
Preamp	off	off
Stablemode	Trace	Trace
Stablevalue	0.30 dB	0.30 dB
Run	4 / max. 15	max. 15
Stable	3 / 3	3
Max Stable Difference	0.11 dB	0.30 dB

Power Spectral Density (5320 MHz; 20 MHz)

Test according to FCC title 47 part 15 §15.407(a), KDB 789033 D02 General U-NII Test Procedures New Rules v02r01 II.F and ANSI C63.10-2013

Result

DUT Frequency (MHz)	Frequency (MHz)	PSD (dBm)	Limit Max (dBm)	Result
5320.000000	5318.811881	-5.005	11.0	PASS

Ports

Port	State
1	used
2	used

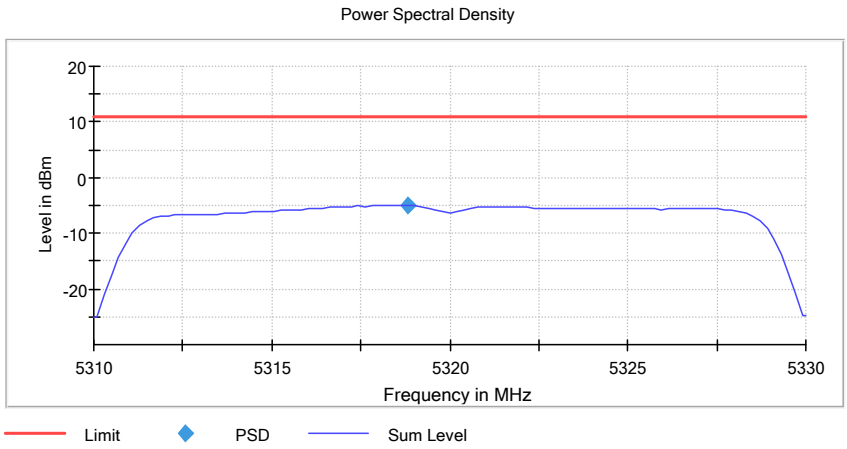

Measurement

Setting	Instrument Value	Target Value
Start Frequency	5.31000 GHz	5.31000 GHz
Stop Frequency	5.33000 GHz	5.33000 GHz
Span	20.000 MHz	20.000 MHz
RBW	1.000 MHz	<= 1.000 MHz
VBW	3.000 MHz	>= 3.000 MHz
SweepPoints	101	~ 40
Sweeptime	505.000 ms	505.000 ms
Reference Level	0.000 dBm	0.000 dBm
Attenuation	20.000 dB	AUTO
Detector	RMS	RMS
SweepCount	119	119
Filter	3 dB	3 dB
Trace Mode	Max Hold	Max Hold
Sweeptype	Sweep	AUTO
Preamp	off	off
Stablemode	Trace	Trace
Stablevalue	0.30 dB	0.30 dB
Run	4 / max. 15	max. 15
Stable	3 / 3	3
Max Stable Difference	0.21 dB	0.30 dB

Power Spectral Density (5500 MHz; 20 MHz)

Test according to FCC title 47 part 15 §15.407(a), KDB 789033 D02 General U-NII Test Procedures New Rules v02r01 II.F and ANSI C63.10-2013

Result

DUT Frequency (MHz)	Frequency (MHz)	PSD (dBm)	Limit Max (dBm)	Result
5500.000000	5501.386139	8.074	11.0	PASS

Ports

Port	State
1	used
2	used

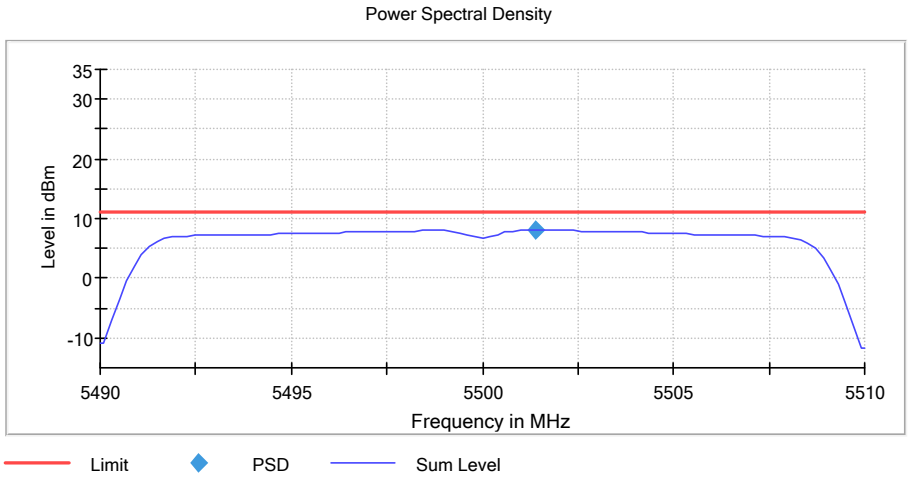

Measurement

Setting	Instrument Value	Target Value
Start Frequency	5.49000 GHz	5.49000 GHz
Stop Frequency	5.51000 GHz	5.51000 GHz
Span	20.000 MHz	20.000 MHz
RBW	1.000 MHz	<= 1.000 MHz
VBW	3.000 MHz	>= 3.000 MHz
SweepPoints	101	~ 40
Sweeptime	505.000 ms	505.000 ms
Reference Level	10.000 dBm	10.000 dBm
Attenuation	30.000 dB	AUTO
Detector	RMS	RMS
SweepCount	119	119
Filter	3 dB	3 dB
Trace Mode	Max Hold	Max Hold
Sweeptype	Sweep	AUTO
Preamp	off	off
Stablemode	Trace	Trace
Stablevalue	0.30 dB	0.30 dB
Run	4 / max. 15	max. 15
Stable	3 / 3	3
Max Stable Difference	0.00 dB	0.30 dB

Power Spectral Density (5580 MHz; 20 MHz)

Test according to FCC title 47 part 15 §15.407(a), KDB 789033 D02 General U-NII Test Procedures New Rules v02r01 II.F and ANSI C63.10-2013

Result

DUT Frequency (MHz)	Frequency (MHz)	PSD (dBm)	Limit Max (dBm)	Result
5580.000000	5581.386139	8.820	11.0	PASS

Ports

Port	State
1	used
2	used

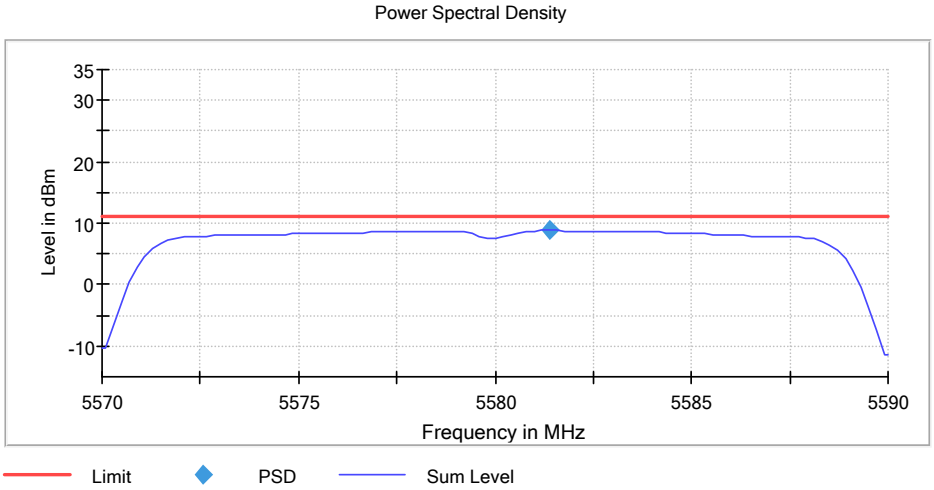

Measurement

Setting	Instrument Value	Target Value
Start Frequency	5.57000 GHz	5.57000 GHz
Stop Frequency	5.59000 GHz	5.59000 GHz
Span	20.000 MHz	20.000 MHz
RBW	1.000 MHz	<= 1.000 MHz
VBW	3.000 MHz	>= 3.000 MHz
SweepPoints	101	~ 40
Sweeptime	505.000 ms	505.000 ms
Reference Level	10.000 dBm	10.000 dBm
Attenuation	30.000 dB	AUTO
Detector	RMS	RMS
SweepCount	119	119
Filter	3 dB	3 dB
Trace Mode	Max Hold	Max Hold
Sweeptype	Sweep	AUTO
Preamp	off	off
Stablemode	Trace	Trace
Stablevalue	0.30 dB	0.30 dB
Run	4 / max. 15	max. 15
Stable	3 / 3	3
Max Stable Difference	0.03 dB	0.30 dB

Power Spectral Density (5700 MHz; 20 MHz)

Test according to FCC title 47 part 15 §15.407(a), KDB 789033 D02 General U-NII Test Procedures New Rules v02r01 II.F and ANSI C63.10-2013

Result

DUT Frequency (MHz)	Frequency (MHz)	PSD (dBm)	Limit Max (dBm)	Result
5700.000000	5701.188119	7.593	11.0	PASS

Ports

Port	State
1	used
2	used

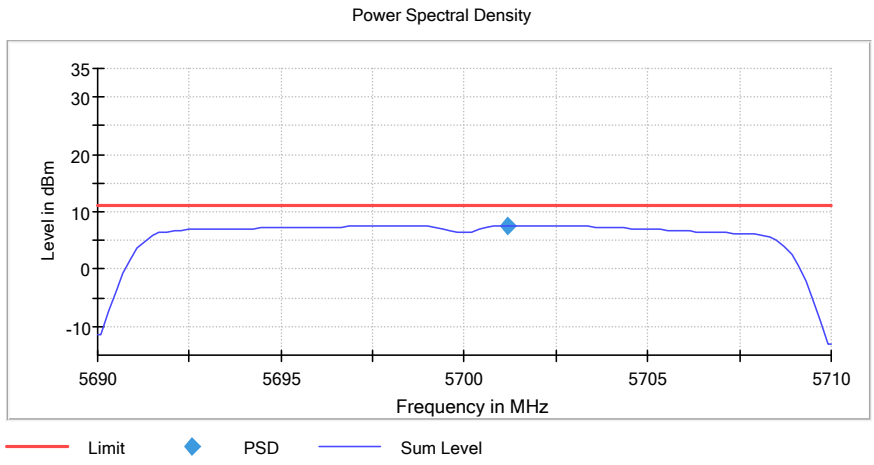

Measurement

Setting	Instrument Value	Target Value
Start Frequency	5.69000 GHz	5.69000 GHz
Stop Frequency	5.71000 GHz	5.71000 GHz
Span	20.000 MHz	20.000 MHz
RBW	1.000 MHz	<= 1.000 MHz
VBW	3.000 MHz	>= 3.000 MHz
SweepPoints	101	~ 40
Sweeptime	505.000 ms	505.000 ms
Reference Level	10.000 dBm	10.000 dBm
Attenuation	30.000 dB	AUTO
Detector	RMS	RMS
SweepCount	119	119
Filter	3 dB	3 dB
Trace Mode	Max Hold	Max Hold
Sweeptype	Sweep	AUTO
Preamp	off	off
Stablemode	Trace	Trace
Stablevalue	0.30 dB	0.30 dB
Run	4 / max. 15	max. 15
Stable	3 / 3	3
Max Stable Difference	0.02 dB	0.30 dB

Power Spectral Density (5720 MHz; 20 MHz)

Test according to FCC title 47 part 15 §15.407(a), KDB 789033 D02 General U-NII Test Procedures New Rules v02r01 II.F and ANSI C63.10-2013

Result

DUT Frequency (MHz)	Frequency (MHz)	PSD (dBm)	Limit Max (dBm)	Result
5720.000000	5721.386139	8.372	11.0	PASS

Ports

Port	State
1	used
2	used

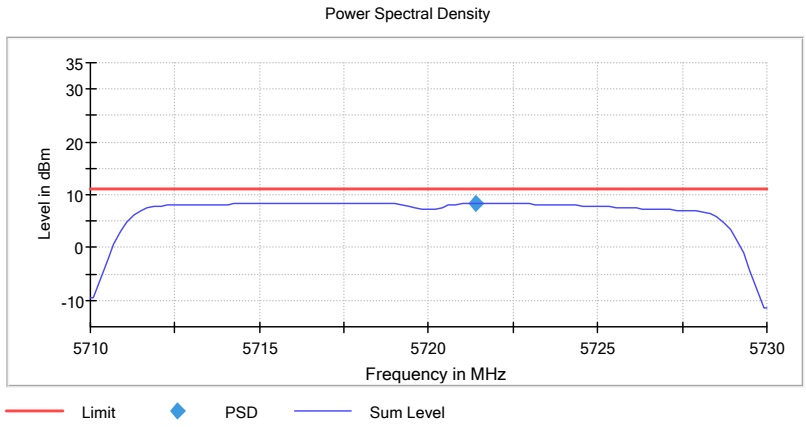

Measurement

Setting	Instrument Value	Target Value
Start Frequency	5.71000 GHz	5.71000 GHz
Stop Frequency	5.73000 GHz	5.73000 GHz
Span	20.000 MHz	20.000 MHz
RBW	1.000 MHz	<= 1.000 MHz
VBW	3.000 MHz	>= 3.000 MHz
SweepPoints	101	~ 40
Sweeptime	505.000 ms	505.000 ms
Reference Level	10.000 dBm	10.000 dBm
Attenuation	30.000 dB	AUTO
Detector	RMS	RMS
SweepCount	119	119
Filter	3 dB	3 dB
Trace Mode	Max Hold	Max Hold
Sweeptype	Sweep	AUTO
Preamp	off	off
Stablemode	Trace	Trace
Stablevalue	0.30 dB	0.30 dB
Run	4 / max. 15	max. 15
Stable	3 / 3	3
Max Stable Difference	0.03 dB	0.30 dB

Power Spectral Density (5745 MHz; 20 MHz)

Test according to FCC title 47 part 15 §15.407(a), KDB 789033 D02 General U-NII Test Procedures New Rules v02r01 II.F and ANSI C63.10-2013

Result

DUT Frequency (MHz)	Frequency (MHz)	PSD (dBm)	Limit Max (dBm)	Result
5745.000000	5747.970297	7.708	30.0	PASS

Ports

Port	State
1	used
2	used

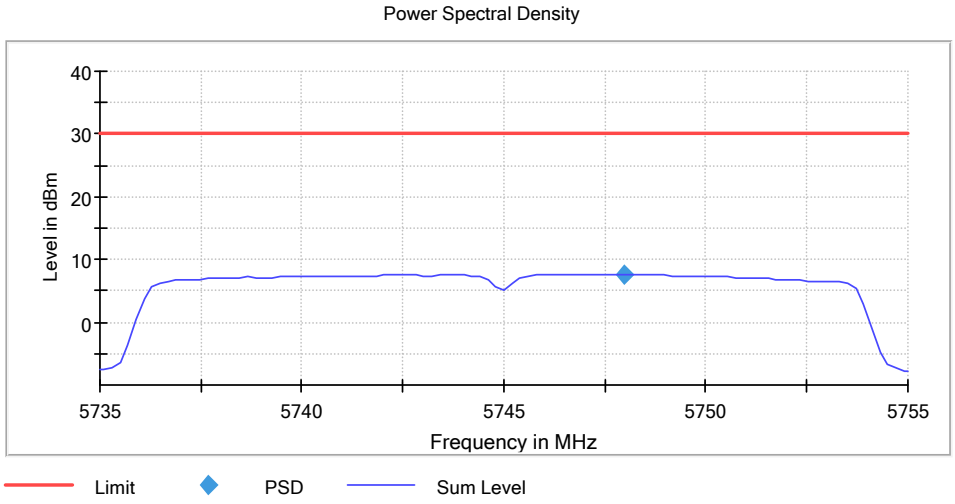

Measurement

Setting	Instrument Value	Target Value
Start Frequency	5.73500 GHz	5.73500 GHz
Stop Frequency	5.75500 GHz	5.75500 GHz
Span	20.000 MHz	20.000 MHz
RBW	500.000 kHz	<= 500.000 kHz
VBW	2.000 MHz	>= 1.500 MHz
SweepPoints	101	~ 80
Sweeptime	505.000 ms	505.000 ms
Reference Level	10.000 dBm	10.000 dBm
Attenuation	30.000 dB	AUTO
Detector	RMS	RMS
SweepCount	119	119
Filter	3 dB	3 dB
Trace Mode	Max Hold	Max Hold
Sweeptype	Sweep	AUTO
Preamp	off	off
Stablemode	Trace	Trace
Stablevalue	0.30 dB	0.30 dB
Run	4 / max. 15	max. 15
Stable	3 / 3	3
Max Stable Difference	0.00 dB	0.30 dB

Power Spectral Density (5785 MHz; 20 MHz)

Test according to FCC title 47 part 15 §15.407(a), KDB 789033 D02 General U-NII Test Procedures New Rules v02r01 II.F and ANSI C63.10-2013

Result

DUT Frequency (MHz)	Frequency (MHz)	PSD (dBm)	Limit Max (dBm)	Result
5785.000000	5787.970297	8.251	30.0	PASS

Ports

Port	State
1	used
2	used

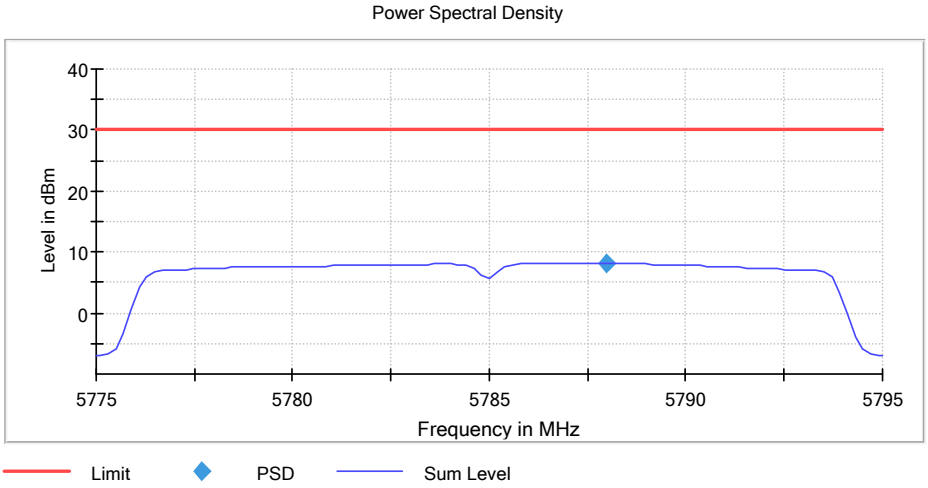

Measurement

Setting	Instrument Value	Target Value
Start Frequency	5.77500 GHz	5.77500 GHz
Stop Frequency	5.79500 GHz	5.79500 GHz
Span	20.000 MHz	20.000 MHz
RBW	500.000 kHz	<= 500.000 kHz
VBW	2.000 MHz	>= 1.500 MHz
SweepPoints	101	~ 80
Sweeptime	505.000 ms	505.000 ms
Reference Level	10.000 dBm	10.000 dBm
Attenuation	30.000 dB	AUTO
Detector	RMS	RMS
SweepCount	119	119
Filter	3 dB	3 dB
Trace Mode	Max Hold	Max Hold
Sweeptype	Sweep	AUTO
Preamp	off	off
Stablemode	Trace	Trace
Stablevalue	0.30 dB	0.30 dB
Run	4 / max. 15	max. 15
Stable	3 / 3	3
Max Stable Difference	0.02 dB	0.30 dB

Power Spectral Density (5825 MHz; 20 MHz)

Test according to FCC title 47 part 15 §15.407(a), KDB 789033 D02 General U-NII Test Procedures New Rules v02r01 II.F and ANSI C63.10-2013

Result

DUT Frequency (MHz)	Frequency (MHz)	PSD (dBm)	Limit Max (dBm)	Result
5825.000000	5822.227723	6.622	30.0	PASS

Ports

Port	State
1	used
2	used

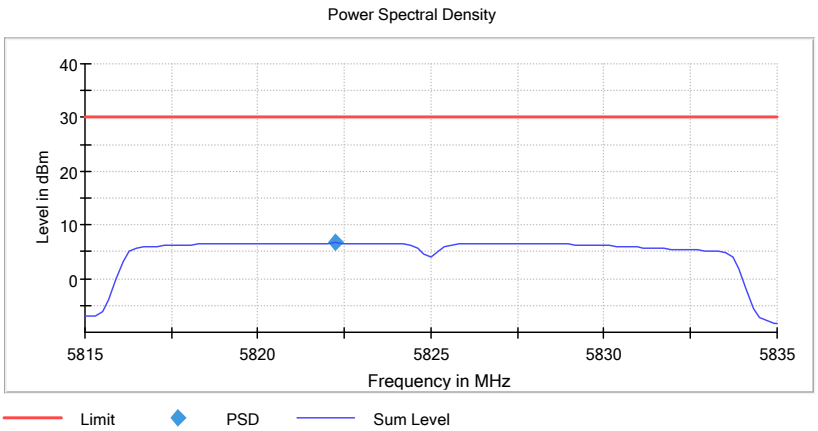

Measurement

Setting	Instrument Value	Target Value
Start Frequency	5.81500 GHz	5.81500 GHz
Stop Frequency	5.83500 GHz	5.83500 GHz
Span	20.000 MHz	20.000 MHz
RBW	500.000 kHz	<= 500.000 kHz
VBW	2.000 MHz	>= 1.500 MHz
SweepPoints	101	~ 80
Sweeptime	505.000 ms	505.000 ms
Reference Level	10.000 dBm	10.000 dBm
Attenuation	30.000 dB	AUTO
Detector	RMS	RMS
SweepCount	119	119
Filter	3 dB	3 dB
Trace Mode	Max Hold	Max Hold
Sweeptype	Sweep	AUTO
Preamp	off	off
Stablemode	Trace	Trace
Stablevalue	0.30 dB	0.30 dB
Run	4 / max. 15	max. 15
Stable	3 / 3	3
Max Stable Difference	0.03 dB	0.30 dB

802.11AX20:

Power Spectral Density (5180 MHz; 20 MHz)

Test according to FCC title 47 part 15 §15.407(a), KDB 789033 D02 General U-NII Test Procedures New Rules v02r01 II.F and ANSI C63.10-2013

Result

DUT Frequency (MHz)	Frequency (MHz)	PSD (dBm)	Limit Max (dBm)	Result
5180.000000	5177.029703	-4.707	11.0	PASS

Ports

Port	State
1	used
2	used

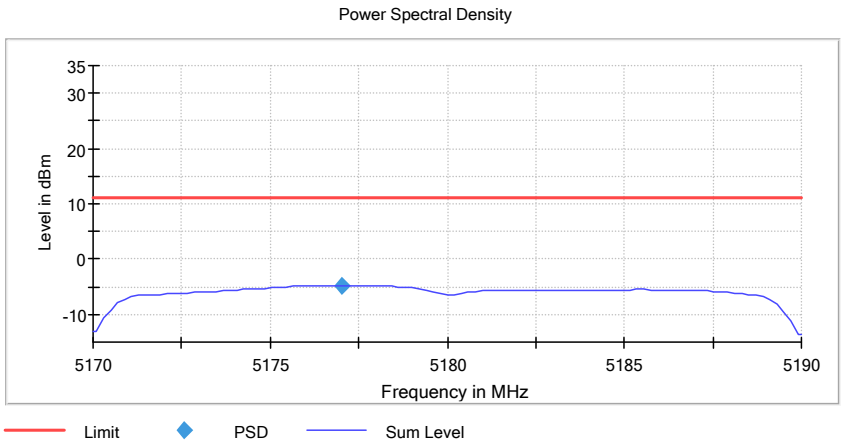

Measurement

Setting	Instrument Value	Target Value
Start Frequency	5.17000 GHz	5.17000 GHz
Stop Frequency	5.19000 GHz	5.19000 GHz
Span	20.000 MHz	20.000 MHz
RBW	1.000 MHz	<= 1.000 MHz
VBW	3.000 MHz	>= 3.000 MHz
SweepPoints	101	~ 40
Sweeptime	505.000 ms	505.000 ms
Reference Level	0.000 dBm	0.000 dBm
Attenuation	20.000 dB	AUTO
Detector	RMS	RMS
SweepCount	119	119
Filter	3 dB	3 dB
Trace Mode	Max Hold	Max Hold
Sweeptype	Sweep	AUTO
Preamp	off	off
Stablemode	Trace	Trace
Stablevalue	0.30 dB	0.30 dB
Run	4 / max. 15	max. 15
Stable	3 / 3	3
Max Stable Difference	0.00 dB	0.30 dB

Power Spectral Density (5200 MHz; 20 MHz)

Test according to FCC title 47 part 15 §15.407(a), KDB 789033 D02 General U-NII Test Procedures New Rules v02r01 II.F and ANSI C63.10-2013

Result

DUT Frequency (MHz)	Frequency (MHz)	PSD (dBm)	Limit Max (dBm)	Result
5200.000000	5197.425743	-4.813	11.0	PASS

Ports

Port	State
1	used
2	used

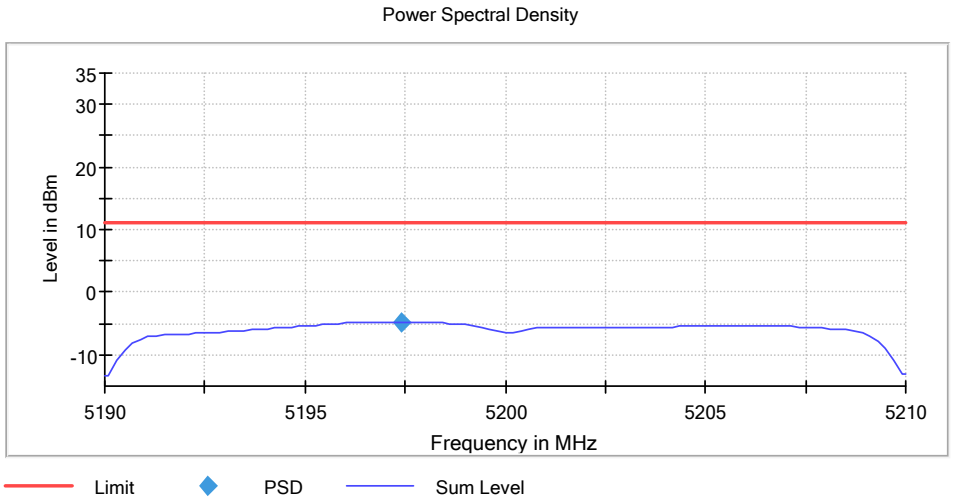

Measurement

Setting	Instrument Value	Target Value
Start Frequency	5.19000 GHz	5.19000 GHz
Stop Frequency	5.21000 GHz	5.21000 GHz
Span	20.000 MHz	20.000 MHz
RBW	1.000 MHz	<= 1.000 MHz
VBW	3.000 MHz	>= 3.000 MHz
SweepPoints	101	~ 40
Sweeptime	505.000 ms	505.000 ms
Reference Level	0.000 dBm	0.000 dBm
Attenuation	20.000 dB	AUTO
Detector	RMS	RMS
SweepCount	119	119
Filter	3 dB	3 dB
Trace Mode	Max Hold	Max Hold
Sweeptype	Sweep	AUTO
Preamp	off	off
Stablemode	Trace	Trace
Stablevalue	0.30 dB	0.30 dB
Run	4 / max. 15	max. 15
Stable	3 / 3	3
Max Stable Difference	0.00 dB	0.30 dB

Power Spectral Density (5240 MHz; 20 MHz)

Test according to FCC title 47 part 15 §15.407(a), KDB 789033 D02 General U-NII Test Procedures New Rules v02r01 II.F and ANSI C63.10-2013

Result

DUT Frequency (MHz)	Frequency (MHz)	PSD (dBm)	Limit Max (dBm)	Result
5240.000000	5237.425743	-5.168	11.0	PASS

Ports

Port	State
1	used
2	used

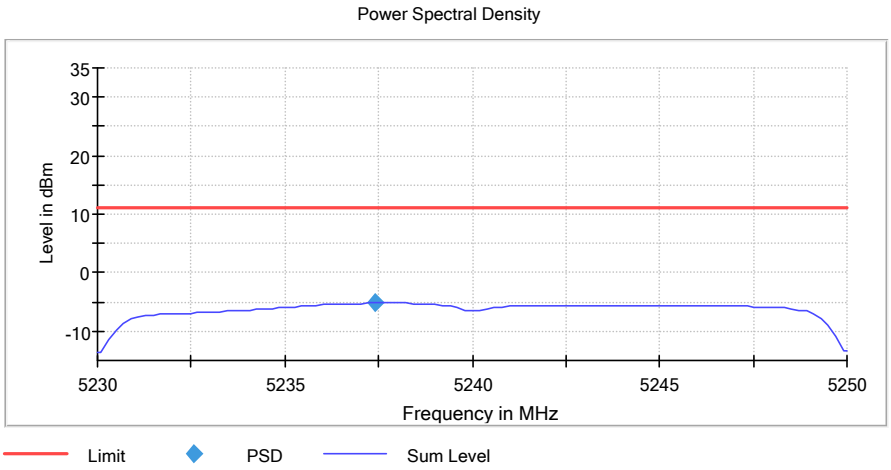

Measurement

Setting	Instrument Value	Target Value
Start Frequency	5.23000 GHz	5.23000 GHz
Stop Frequency	5.25000 GHz	5.25000 GHz
Span	20.000 MHz	20.000 MHz
RBW	1.000 MHz	<= 1.000 MHz
VBW	3.000 MHz	>= 3.000 MHz
SweepPoints	101	~ 40
Sweeptime	505.000 ms	505.000 ms
Reference Level	0.000 dBm	0.000 dBm
Attenuation	20.000 dB	AUTO
Detector	RMS	RMS
SweepCount	119	119
Filter	3 dB	3 dB
Trace Mode	Max Hold	Max Hold
Sweeptype	Sweep	AUTO
Preamp	off	off
Stablemode	Trace	Trace
Stablevalue	0.30 dB	0.30 dB
Run	4 / max. 15	max. 15
Stable	3 / 3	3
Max Stable Difference	0.00 dB	0.30 dB

Power Spectral Density (5260 MHz; 20 MHz)

Test according to FCC title 47 part 15 §15.407(a), KDB 789033 D02 General U-NII Test Procedures New Rules v02r01 II.F and ANSI C63.10-2013

Result

DUT Frequency (MHz)	Frequency (MHz)	PSD (dBm)	Limit Max (dBm)	Result
5260.000000	5257.425743	-4.963	11.0	PASS

Ports

Port	State
1	used
2	used

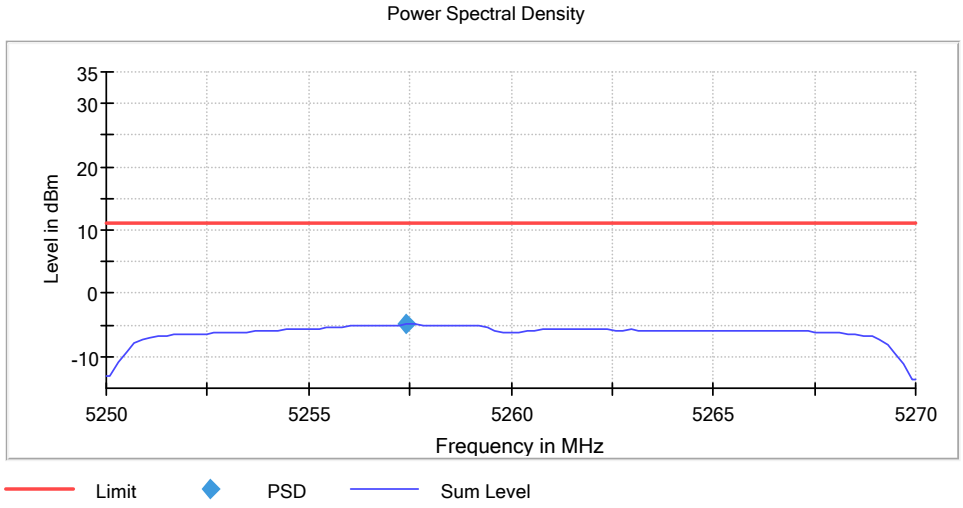

Measurement

Setting	Instrument Value	Target Value
Start Frequency	5.25000 GHz	5.25000 GHz
Stop Frequency	5.27000 GHz	5.27000 GHz
Span	20.000 MHz	20.000 MHz
RBW	1.000 MHz	<= 1.000 MHz
VBW	3.000 MHz	>= 3.000 MHz
SweepPoints	101	~ 40
Sweeptime	505.000 ms	505.000 ms
Reference Level	0.000 dBm	0.000 dBm
Attenuation	20.000 dB	AUTO
Detector	RMS	RMS
SweepCount	119	119
Filter	3 dB	3 dB
Trace Mode	Max Hold	Max Hold
Sweeptype	Sweep	AUTO
Preamp	off	off
Stablemode	Trace	Trace
Stablevalue	0.30 dB	0.30 dB
Run	4 / max. 15	max. 15
Stable	3 / 3	3
Max Stable Difference	0.00 dB	0.30 dB

Power Spectral Density (5280 MHz; 20 MHz)

Test according to FCC title 47 part 15 §15.407(a), KDB 789033 D02 General U-NII Test Procedures New Rules v02r01 II.F and ANSI C63.10-2013

Result

DUT Frequency (MHz)	Frequency (MHz)	PSD (dBm)	Limit Max (dBm)	Result
5280.000000	5278.217822	-4.560	11.0	PASS

Ports

Port	State
1	used
2	used

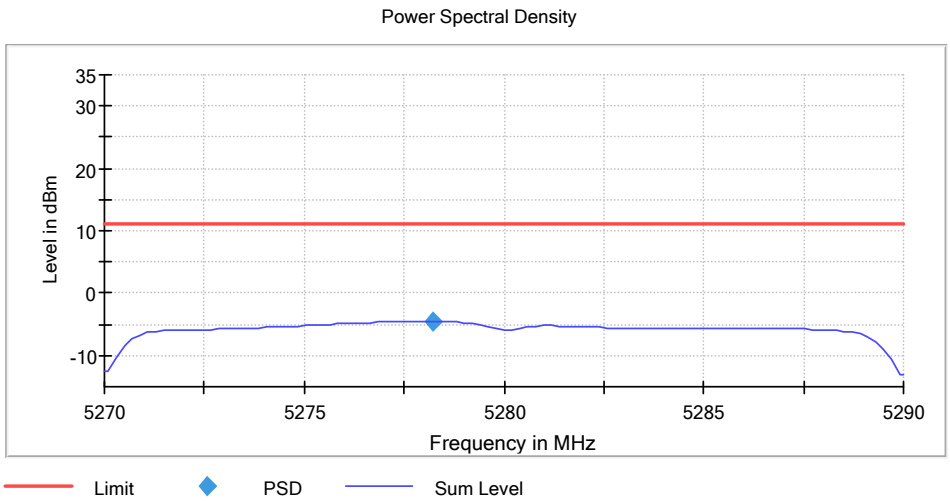

Measurement

Setting	Instrument Value	Target Value
Start Frequency	5.27000 GHz	5.27000 GHz
Stop Frequency	5.29000 GHz	5.29000 GHz
Span	20.000 MHz	20.000 MHz
RBW	1.000 MHz	<= 1.000 MHz
VBW	3.000 MHz	>= 3.000 MHz
SweepPoints	101	~ 40
Sweeptime	505.000 ms	505.000 ms
Reference Level	0.000 dBm	0.000 dBm
Attenuation	20.000 dB	AUTO
Detector	RMS	RMS
SweepCount	119	119
Filter	3 dB	3 dB
Trace Mode	Max Hold	Max Hold
Sweeptype	Sweep	AUTO
Preamp	off	off
Stablemode	Trace	Trace
Stablevalue	0.30 dB	0.30 dB
Run	4 / max. 15	max. 15
Stable	3 / 3	3
Max Stable Difference	0.00 dB	0.30 dB

Power Spectral Density (5320 MHz; 20 MHz)

Test according to FCC title 47 part 15 §15.407(a), KDB 789033 D02 General U-NII Test Procedures New Rules v02r01 II.F and ANSI C63.10-2013

Result

DUT Frequency (MHz)	Frequency (MHz)	PSD (dBm)	Limit Max (dBm)	Result
5320.000000	5318.811881	-4.913	11.0	PASS

Ports

Port	State
1	used
2	used

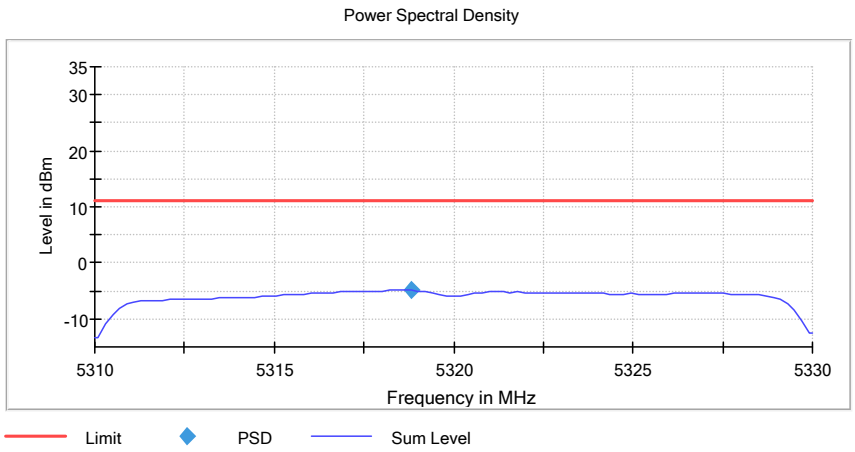

Measurement

Setting	Instrument Value	Target Value
Start Frequency	5.31000 GHz	5.31000 GHz
Stop Frequency	5.33000 GHz	5.33000 GHz
Span	20.000 MHz	20.000 MHz
RBW	1.000 MHz	<= 1.000 MHz
VBW	3.000 MHz	>= 3.000 MHz
SweepPoints	101	~ 40
Sweeptime	505.000 ms	505.000 ms
Reference Level	0.000 dBm	0.000 dBm
Attenuation	20.000 dB	AUTO
Detector	RMS	RMS
SweepCount	119	119
Filter	3 dB	3 dB
Trace Mode	Max Hold	Max Hold
Sweeptype	Sweep	AUTO
Preamp	off	off
Stablemode	Trace	Trace
Stablevalue	0.30 dB	0.30 dB
Run	4 / max. 15	max. 15
Stable	3 / 3	3
Max Stable Difference	0.00 dB	0.30 dB

Power Spectral Density (5500 MHz; 20 MHz)

Test according to FCC title 47 part 15 §15.407(a), KDB 789033 D02 General U-NII Test Procedures New Rules v02r01 II.F and ANSI C63.10-2013

Result

DUT Frequency (MHz)	Frequency (MHz)	PSD (dBm)	Limit Max (dBm)	Result
5500.000000	5501.386139	8.027	11.0	PASS

Ports

Port	State
1	used
2	used

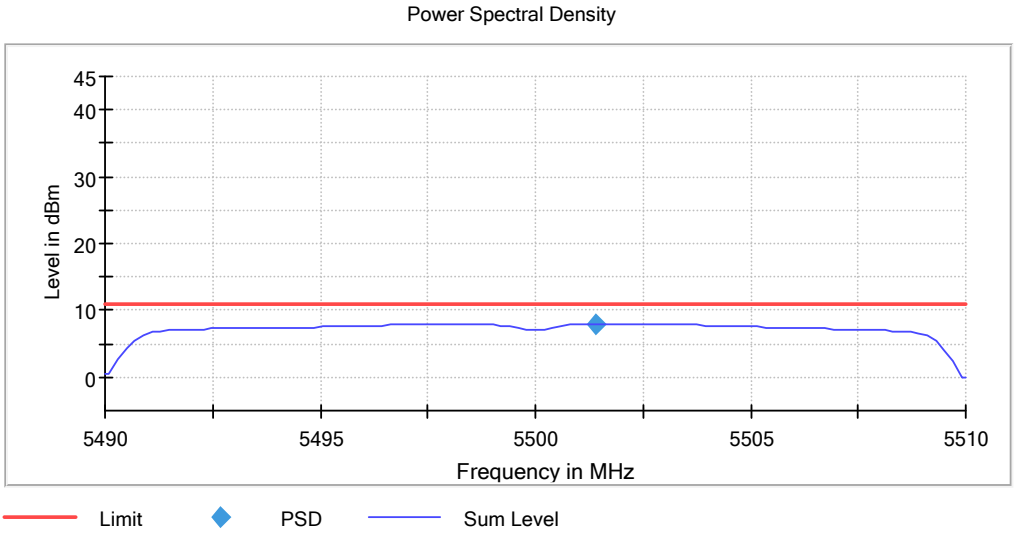

Measurement

Setting	Instrument Value	Target Value
Start Frequency	5.49000 GHz	5.49000 GHz
Stop Frequency	5.51000 GHz	5.51000 GHz
Span	20.000 MHz	20.000 MHz
RBW	1.000 MHz	<= 1.000 MHz
VBW	3.000 MHz	>= 3.000 MHz
SweepPoints	101	~ 40
Sweeptime	505.000 ms	505.000 ms
Reference Level	10.000 dBm	10.000 dBm
Attenuation	30.000 dB	AUTO
Detector	RMS	RMS
SweepCount	119	119
Filter	3 dB	3 dB
Trace Mode	Max Hold	Max Hold
Sweeptype	Sweep	AUTO
Preamp	off	off
Stablemode	Trace	Trace
Stablevalue	0.30 dB	0.30 dB
Run	4 / max. 15	max. 15
Stable	3 / 3	3
Max Stable Difference	0.00 dB	0.30 dB

Power Spectral Density (5580 MHz; 20 MHz)

Test according to FCC title 47 part 15 §15.407(a), KDB 789033 D02 General U-NII Test Procedures New Rules v02r01 II.F and ANSI C63.10-2013

Result

DUT Frequency (MHz)	Frequency (MHz)	PSD (dBm)	Limit Max (dBm)	Result
5580.000000	5581.584158	7.794	11.0	PASS

Ports

Port	State
1	used
2	used

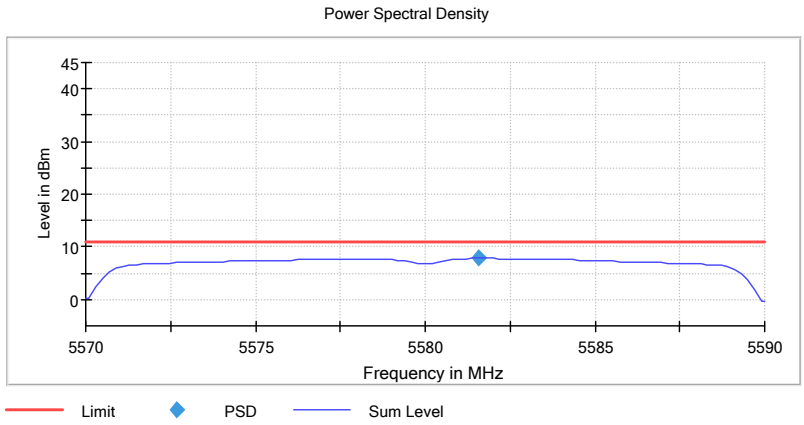

Measurement

Setting	Instrument Value	Target Value
Start Frequency	5.57000 GHz	5.57000 GHz
Stop Frequency	5.59000 GHz	5.59000 GHz
Span	20.000 MHz	20.000 MHz
RBW	1.000 MHz	<= 1.000 MHz
VBW	3.000 MHz	>= 3.000 MHz
SweepPoints	101	~ 40
Sweeptime	505.000 ms	505.000 ms
Reference Level	10.000 dBm	10.000 dBm
Attenuation	30.000 dB	AUTO
Detector	RMS	RMS
SweepCount	119	119
Filter	3 dB	3 dB
Trace Mode	Max Hold	Max Hold
Sweeptype	Sweep	AUTO
Preamp	off	off
Stablemode	Trace	Trace
Stablevalue	0.30 dB	0.30 dB
Run	4 / max. 15	max. 15
Stable	3 / 3	3
Max Stable Difference	0.00 dB	0.30 dB

Power Spectral Density (5700 MHz; 20 MHz)

Test according to FCC title 47 part 15 §15.407(a), KDB 789033 D02 General U-NII Test Procedures New Rules v02r01 II.F and ANSI C63.10-2013

Result

DUT Frequency (MHz)	Frequency (MHz)	PSD (dBm)	Limit Max (dBm)	Result
5700.000000	5701.782178	7.473	11.0	PASS

Ports

Port	State
1	used
2	used

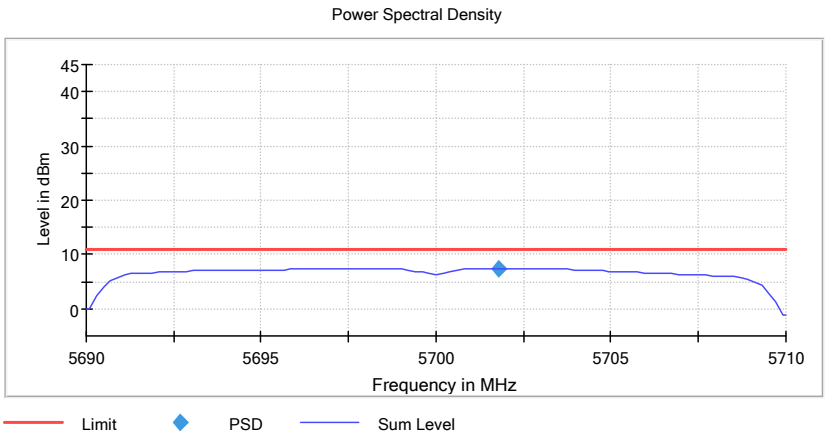

Measurement

Setting	Instrument Value	Target Value
Start Frequency	5.69000 GHz	5.69000 GHz
Stop Frequency	5.71000 GHz	5.71000 GHz
Span	20.000 MHz	20.000 MHz
RBW	1.000 MHz	<= 1.000 MHz
VBW	3.000 MHz	>= 3.000 MHz
SweepPoints	101	~ 40
Sweeptime	505.000 ms	505.000 ms
Reference Level	10.000 dBm	10.000 dBm
Attenuation	30.000 dB	AUTO
Detector	RMS	RMS
SweepCount	119	119
Filter	3 dB	3 dB
Trace Mode	Max Hold	Max Hold
Sweeptype	Sweep	AUTO
Preamp	off	off
Stablemode	Trace	Trace
Stablevalue	0.30 dB	0.30 dB
Run	4 / max. 15	max. 15
Stable	3 / 3	3
Max Stable Difference	0.00 dB	0.30 dB

Power Spectral Density (5720 MHz; 20 MHz)

Test according to FCC title 47 part 15 §15.407(a), KDB 789033 D02 General U-NII Test Procedures New Rules v02r01 II.F and ANSI C63.10-2013

Result

DUT Frequency (MHz)	Frequency (MHz)	PSD (dBm)	Limit Max (dBm)	Result
5720.000000	5716.435644	8.220	11.0	PASS

Ports

Port	State
1	used
2	used

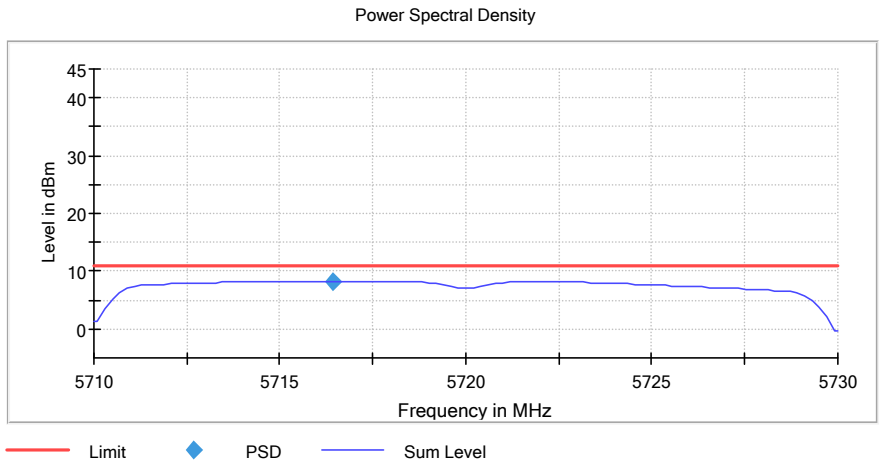

Measurement

Setting	Instrument Value	Target Value
Start Frequency	5.71000 GHz	5.71000 GHz
Stop Frequency	5.73000 GHz	5.73000 GHz
Span	20.000 MHz	20.000 MHz
RBW	1.000 MHz	<= 1.000 MHz
VBW	3.000 MHz	>= 3.000 MHz
SweepPoints	101	~ 40
Sweeptime	505.000 ms	505.000 ms
Reference Level	10.000 dBm	10.000 dBm
Attenuation	30.000 dB	AUTO
Detector	RMS	RMS
SweepCount	119	119
Filter	3 dB	3 dB
Trace Mode	Max Hold	Max Hold
Sweeptype	Sweep	AUTO
Preamp	off	off
Stablemode	Trace	Trace
Stablevalue	0.30 dB	0.30 dB
Run	4 / max. 15	max. 15
Stable	3 / 3	3
Max Stable Difference	0.00 dB	0.30 dB

Power Spectral Density (5745 MHz; 20 MHz)

Test according to FCC title 47 part 15 §15.407(a), KDB 789033 D02 General U-NII Test Procedures New Rules v02r01 II.F and ANSI C63.10-2013

Result

DUT Frequency (MHz)	Frequency (MHz)	PSD (dBm)	Limit Max (dBm)	Result
5745.000000	5748.168317	7.432	30.0	PASS

Ports

Port	State
1	used
2	used

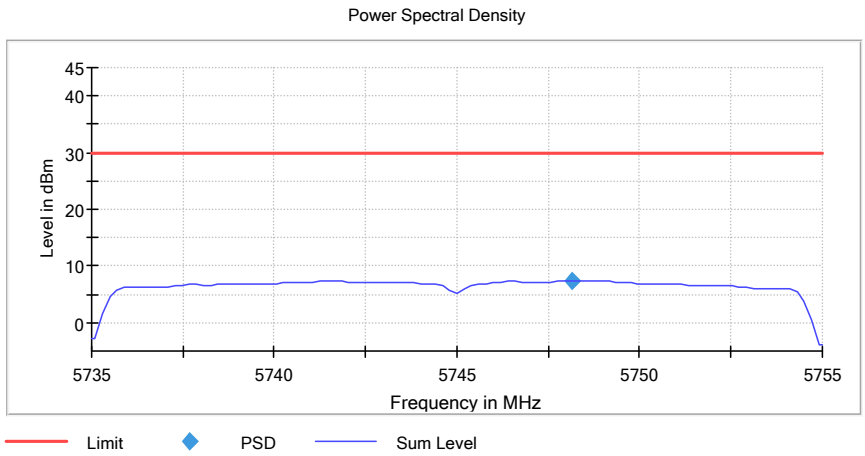

Measurement

Setting	Instrument Value	Target Value
Start Frequency	5.73500 GHz	5.73500 GHz
Stop Frequency	5.75500 GHz	5.75500 GHz
Span	20.000 MHz	20.000 MHz
RBW	500.000 kHz	<= 500.000 kHz
VBW	2.000 MHz	>= 1.500 MHz
SweepPoints	101	~ 80
Sweeptime	505.000 ms	505.000 ms
Reference Level	10.000 dBm	10.000 dBm
Attenuation	30.000 dB	AUTO
Detector	RMS	RMS
SweepCount	119	119
Filter	3 dB	3 dB
Trace Mode	Max Hold	Max Hold
Sweeptype	Sweep	AUTO
Preamp	off	off
Stablemode	Trace	Trace
Stablevalue	0.30 dB	0.30 dB
Run	4 / max. 15	max. 15
Stable	3 / 3	3
Max Stable Difference	0.00 dB	0.30 dB

Power Spectral Density (5785 MHz; 20 MHz)

Test according to FCC title 47 part 15 §15.407(a), KDB 789033 D02 General U-NII Test Procedures New Rules v02r01 II.F and ANSI C63.10-2013

Result

DUT Frequency (MHz)	Frequency (MHz)	PSD (dBm)	Limit Max (dBm)	Result
5785.000000	5788.168317	7.887	30.0	PASS

Ports

Port	State
1	used
2	used

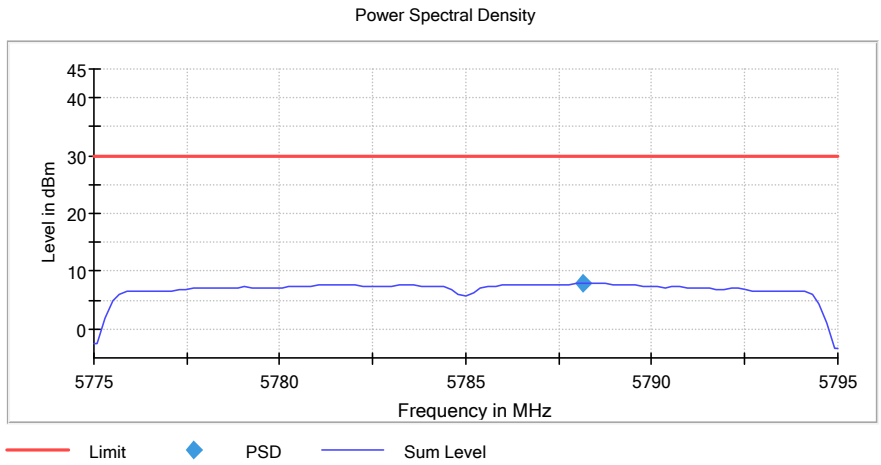

Measurement

Setting	Instrument Value	Target Value
Start Frequency	5.77500 GHz	5.77500 GHz
Stop Frequency	5.79500 GHz	5.79500 GHz
Span	20.000 MHz	20.000 MHz
RBW	500.000 kHz	<= 500.000 kHz
VBW	2.000 MHz	>= 1.500 MHz
SweepPoints	101	~ 80
Sweeptime	505.000 ms	505.000 ms
Reference Level	10.000 dBm	10.000 dBm
Attenuation	30.000 dB	AUTO
Detector	RMS	RMS
SweepCount	119	119
Filter	3 dB	3 dB
Trace Mode	Max Hold	Max Hold
Sweeptype	Sweep	AUTO
Preamp	off	off
Stablemode	Trace	Trace
Stablevalue	0.30 dB	0.30 dB
Run	4 / max. 15	max. 15
Stable	3 / 3	3
Max Stable Difference	0.00 dB	0.30 dB

Power Spectral Density (5825 MHz; 20 MHz)

Test according to FCC title 47 part 15 §15.407(a), KDB 789033 D02 General U-NII Test Procedures New Rules v02r01 II.F and ANSI C63.10-2013

Result

DUT Frequency (MHz)	Frequency (MHz)	PSD (dBm)	Limit Max (dBm)	Result
5825.000000	5821.435644	6.363	30.0	PASS

Ports

Port	State
1	used
2	used

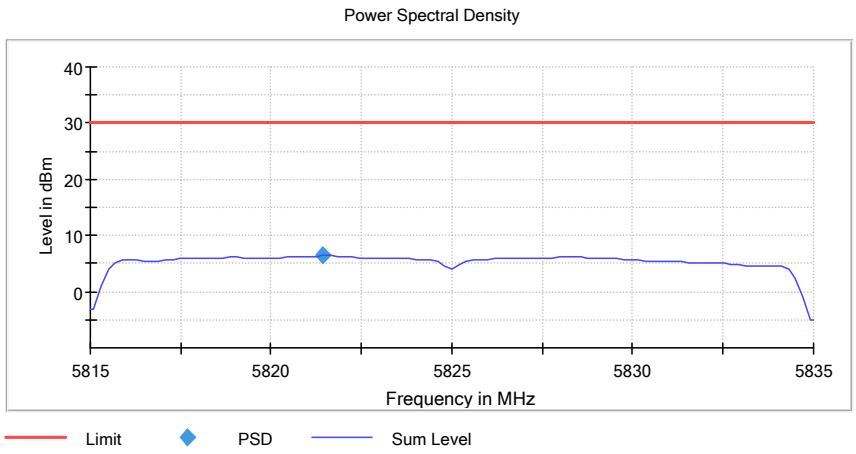

Measurement

Setting	Instrument Value	Target Value
Start Frequency	5.81500 GHz	5.81500 GHz
Stop Frequency	5.83500 GHz	5.83500 GHz
Span	20.000 MHz	20.000 MHz
RBW	500.000 kHz	<= 500.000 kHz
VBW	2.000 MHz	>= 1.500 MHz
SweepPoints	101	~ 80
Sweeptime	505.000 ms	505.000 ms
Reference Level	10.000 dBm	10.000 dBm
Attenuation	30.000 dB	AUTO
Detector	RMS	RMS
SweepCount	119	119
Filter	3 dB	3 dB
Trace Mode	Max Hold	Max Hold
Sweeptype	Sweep	AUTO
Preamp	off	off
Stablemode	Trace	Trace
Stablevalue	0.30 dB	0.30 dB
Run	4 / max. 15	max. 15
Stable	3 / 3	3
Max Stable Difference	0.00 dB	0.30 dB

802.11AX20(RU26):

Power Spectral Density (5180 MHz; 20 MHz)

Test according to FCC title 47 part 15 §15.407(a), KDB 789033 D02 General U-NII Test Procedures New Rules v02r01 II.F and ANSI C63.10-2013

Result

DUT Frequency (MHz)	Frequency (MHz)	PSD (dBm)	Limit Max (dBm)	Result
5180.000000	5171.485149	4.191	11.0	PASS

Ports

Port	State
1	used
2	used

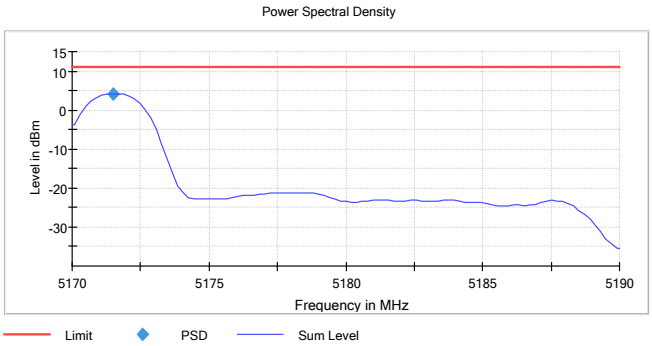

Measurement

Setting	Instrument Value	Target Value
Start Frequency	5.17000 GHz	5.17000 GHz
Stop Frequency	5.19000 GHz	5.19000 GHz
Span	20.000 MHz	20.000 MHz
RBW	1.000 MHz	<= 1.000 MHz
VBW	3.000 MHz	>= 3.000 MHz
SweepPoints	101	~ 40
Sweeptime	505.000 ms	505.000 ms
Reference Level	0.000 dBm	0.000 dBm
Attenuation	20.000 dB	AUTO
Detector	RMS	RMS
SweepCount	119	119
Filter	3 dB	3 dB
Trace Mode	Max Hold	Max Hold
Sweeptype	Sweep	AUTO
Preamp	off	off
Stablemode	Trace	Trace
Stablevalue	0.30 dB	0.30 dB
Run	4 / max. 15	max. 15
Stable	3 / 3	3
Max Stable Difference	0.04 dB	0.30 dB

Power Spectral Density (5200 MHz; 20 MHz)

Test according to FCC title 47 part 15 §15.407(a), KDB 789033 D02 General U-NII Test Procedures New Rules v02r01 II.F and ANSI C63.10-2013

Result

DUT Frequency (MHz)	Frequency (MHz)	PSD (dBm)	Limit Max (dBm)	Result
5200.000000	5191.485149	3.979	11.0	PASS

Ports

Port	State
1	used
2	used

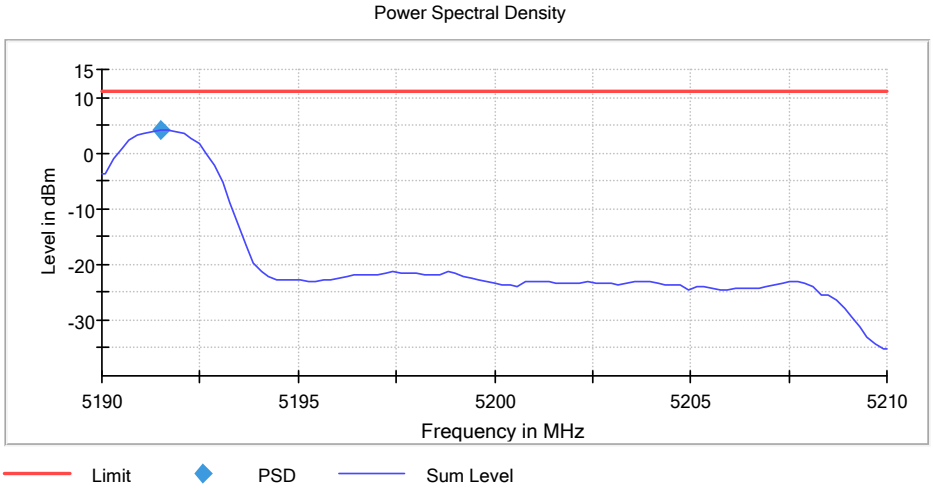

Measurement

Setting	Instrument Value	Target Value
Start Frequency	5.19000 GHz	5.19000 GHz
Stop Frequency	5.21000 GHz	5.21000 GHz
Span	20.000 MHz	20.000 MHz
RBW	1.000 MHz	<= 1.000 MHz
VBW	3.000 MHz	>= 3.000 MHz
SweepPoints	101	~ 40
Sweeptime	505.000 ms	505.000 ms
Reference Level	0.000 dBm	0.000 dBm
Attenuation	20.000 dB	AUTO
Detector	RMS	RMS
SweepCount	119	119
Filter	3 dB	3 dB
Trace Mode	Max Hold	Max Hold
Sweeptype	Sweep	AUTO
Preamp	off	off
Stablemode	Trace	Trace
Stablevalue	0.30 dB	0.30 dB
Run	4 / max. 15	max. 15
Stable	3 / 3	3
Max Stable Difference	0.05 dB	0.30 dB

Power Spectral Density (5240 MHz; 20 MHz)

Test according to FCC title 47 part 15 §15.407(a), KDB 789033 D02 General U-NII Test Procedures New Rules v02r01 II.F and ANSI C63.10-2013

Result

DUT Frequency (MHz)	Frequency (MHz)	PSD (dBm)	Limit Max (dBm)	Result
5240.000000	5231.485149	3.265	11.0	PASS

Ports

Port	State
1	used
2	used

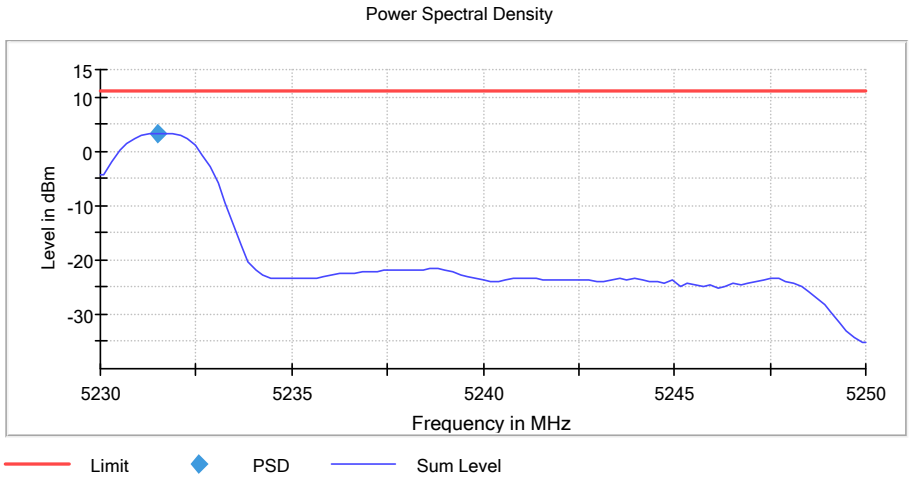

Measurement

Setting	Instrument Value	Target Value
Start Frequency	5.23000 GHz	5.23000 GHz
Stop Frequency	5.25000 GHz	5.25000 GHz
Span	20.000 MHz	20.000 MHz
RBW	1.000 MHz	<= 1.000 MHz
VBW	3.000 MHz	>= 3.000 MHz
SweepPoints	101	~ 40
Sweeptime	505.000 ms	505.000 ms
Reference Level	0.000 dBm	0.000 dBm
Attenuation	20.000 dB	AUTO
Detector	RMS	RMS
SweepCount	119	119
Filter	3 dB	3 dB
Trace Mode	Max Hold	Max Hold
Sweeptype	Sweep	AUTO
Preamp	off	off
Stablemode	Trace	Trace
Stablevalue	0.30 dB	0.30 dB
Run	4 / max. 15	max. 15
Stable	3 / 3	3
Max Stable Difference	0.00 dB	0.30 dB

Power Spectral Density (5260 MHz; 20 MHz)

Test according to FCC title 47 part 15 §15.407(a), KDB 789033 D02 General U-NII Test Procedures New Rules v02r01 II.F and ANSI C63.10-2013

Result

DUT Frequency (MHz)	Frequency (MHz)	PSD (dBm)	Limit Max (dBm)	Result
5260.000000	5251.485149	3.918	11.0	PASS

Ports

Port	State
1	used
2	used

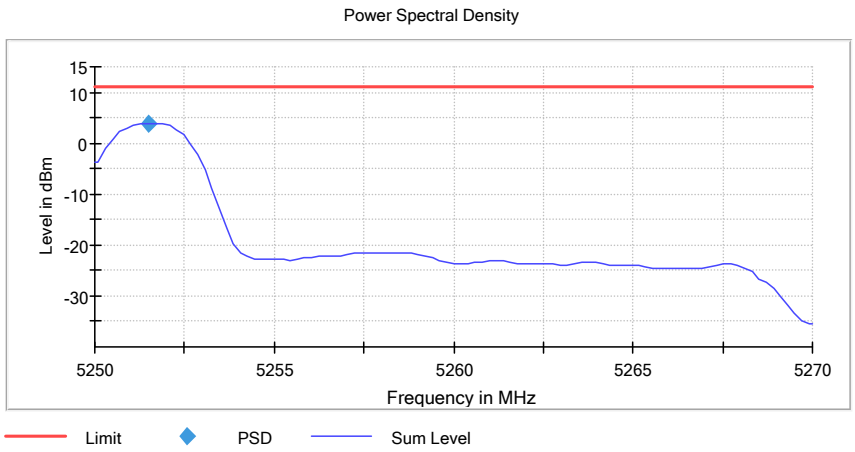

Measurement

Setting	Instrument Value	Target Value
Start Frequency	5.25000 GHz	5.25000 GHz
Stop Frequency	5.27000 GHz	5.27000 GHz
Span	20.000 MHz	20.000 MHz
RBW	1.000 MHz	<= 1.000 MHz
VBW	3.000 MHz	>= 3.000 MHz
SweepPoints	101	~ 40
Sweeptime	505.000 ms	505.000 ms
Reference Level	0.000 dBm	0.000 dBm
Attenuation	20.000 dB	AUTO
Detector	RMS	RMS
SweepCount	119	119
Filter	3 dB	3 dB
Trace Mode	Max Hold	Max Hold
Sweeptype	Sweep	AUTO
Preamp	off	off
Stablemode	Trace	Trace
Stablevalue	0.30 dB	0.30 dB
Run	4 / max. 15	max. 15
Stable	3 / 3	3
Max Stable Difference	0.00 dB	0.30 dB

Power Spectral Density (5280 MHz; 20 MHz)

Test according to FCC title 47 part 15 §15.407(a), KDB 789033 D02 General U-NII Test Procedures New Rules v02r01 II.F and ANSI C63.10-2013

Result

DUT Frequency (MHz)	Frequency (MHz)	PSD (dBm)	Limit Max (dBm)	Result
5280.000000	5271.485149	4.563	11.0	PASS

Ports

Port	State
1	used
2	used

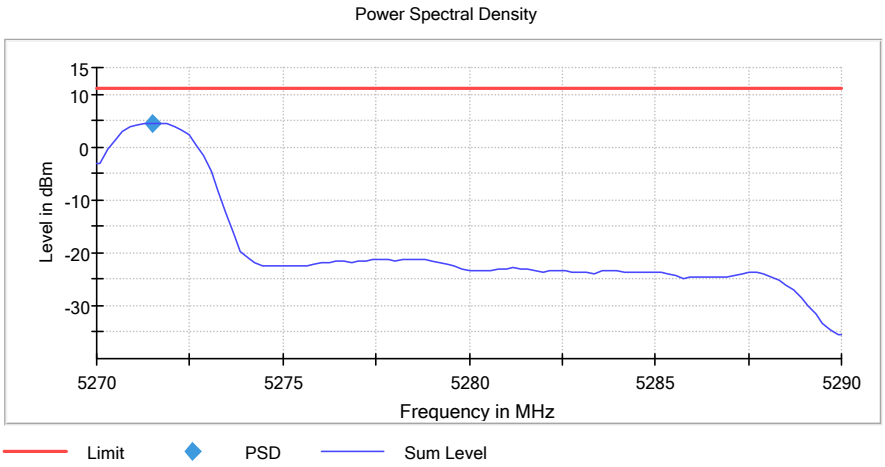

Measurement

Setting	Instrument Value	Target Value
Start Frequency	5.27000 GHz	5.27000 GHz
Stop Frequency	5.29000 GHz	5.29000 GHz
Span	20.000 MHz	20.000 MHz
RBW	1.000 MHz	<= 1.000 MHz
VBW	3.000 MHz	>= 3.000 MHz
SweepPoints	101	~ 40
Sweeptime	505.000 ms	505.000 ms
Reference Level	0.000 dBm	0.000 dBm
Attenuation	20.000 dB	AUTO
Detector	RMS	RMS
SweepCount	119	119
Filter	3 dB	3 dB
Trace Mode	Max Hold	Max Hold
Sweeptype	Sweep	AUTO
Preamp	off	off
Stablemode	Trace	Trace
Stablevalue	0.30 dB	0.30 dB
Run	4 / max. 15	max. 15
Stable	3 / 3	3
Max Stable Difference	0.02 dB	0.30 dB

Power Spectral Density (5320 MHz; 20 MHz)

Test according to FCC title 47 part 15 §15.407(a), KDB 789033 D02 General U-NII Test Procedures New Rules v02r01 II.F and ANSI C63.10-2013

Result

DUT Frequency (MHz)	Frequency (MHz)	PSD (dBm)	Limit Max (dBm)	Result
5320.000000	5311.485149	3.630	11.0	PASS

Ports

Port	State
1	used
2	used

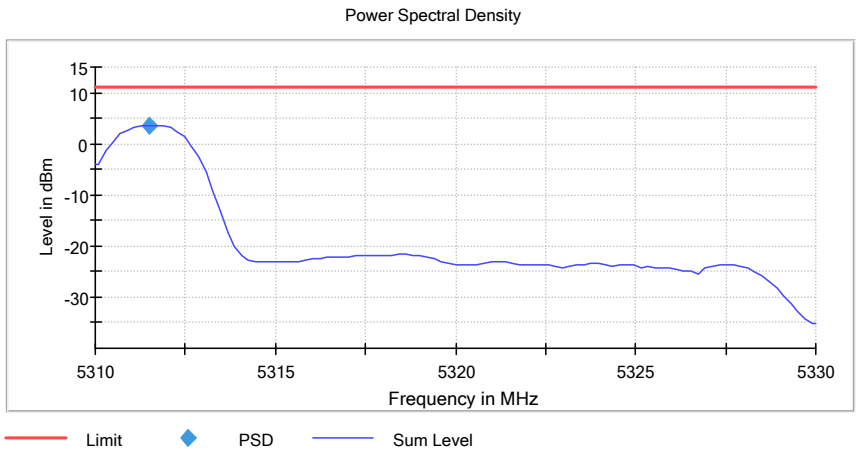

Measurement

Setting	Instrument Value	Target Value
Start Frequency	5.31000 GHz	5.31000 GHz
Stop Frequency	5.33000 GHz	5.33000 GHz
Span	20.000 MHz	20.000 MHz
RBW	1.000 MHz	<= 1.000 MHz
VBW	3.000 MHz	>= 3.000 MHz
SweepPoints	101	~ 40
Sweeptime	505.000 ms	505.000 ms
Reference Level	0.000 dBm	0.000 dBm
Attenuation	20.000 dB	AUTO
Detector	RMS	RMS
SweepCount	119	119
Filter	3 dB	3 dB
Trace Mode	Max Hold	Max Hold
Sweeptype	Sweep	AUTO
Preamp	off	off
Stablemode	Trace	Trace
Stablevalue	0.30 dB	0.30 dB
Run	4 / max. 15	max. 15
Stable	3 / 3	3
Max Stable Difference	0.07 dB	0.30 dB

Power Spectral Density (5500 MHz; 20 MHz)

Test according to FCC title 47 part 15 §15.407(a), KDB 789033 D02 General U-NII Test Procedures New Rules v02r01 II.F and ANSI C63.10-2013

Result

DUT Frequency (MHz)	Frequency (MHz)	PSD (dBm)	Limit Max (dBm)	Result
5500.000000	5491.485149	10.275	11.0	PASS

Ports

Port	State
1	used
2	used

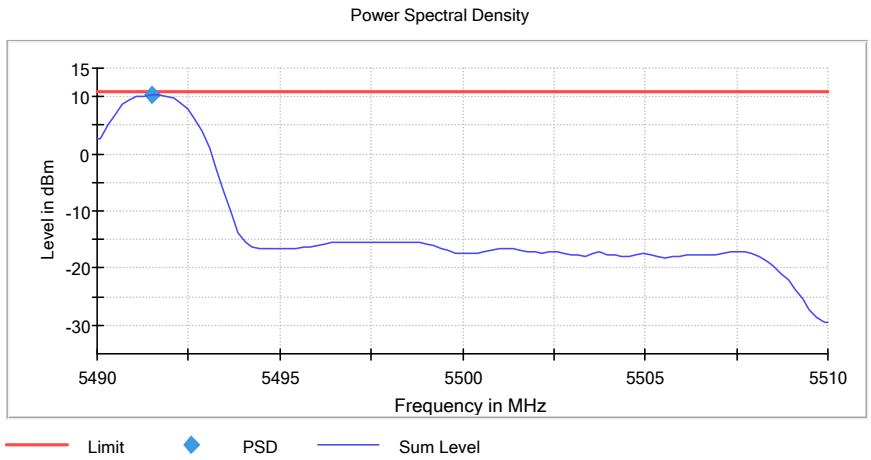

Measurement

Setting	Instrument Value	Target Value
Start Frequency	5.49000 GHz	5.49000 GHz
Stop Frequency	5.51000 GHz	5.51000 GHz
Span	20.000 MHz	20.000 MHz
RBW	1.000 MHz	<= 1.000 MHz
VBW	3.000 MHz	>= 3.000 MHz
SweepPoints	101	~ 40
Sweeptime	505.000 ms	505.000 ms
Reference Level	0.000 dBm	0.000 dBm
Attenuation	20.000 dB	AUTO
Detector	RMS	RMS
SweepCount	119	119
Filter	3 dB	3 dB
Trace Mode	Max Hold	Max Hold
Sweeptype	Sweep	AUTO
Preamp	off	off
Stablemode	Trace	Trace
Stablevalue	0.30 dB	0.30 dB
Run	4 / max. 15	max. 15
Stable	3 / 3	3
Max Stable Difference	0.06 dB	0.30 dB

Power Spectral Density (5580 MHz; 20 MHz)

Test according to FCC title 47 part 15 §15.407(a), KDB 789033 D02 General U-NII Test Procedures New Rules v02r01 II.F and ANSI C63.10-2013

Result

DUT Frequency (MHz)	Frequency (MHz)	PSD (dBm)	Limit Max (dBm)	Result
5580.000000	5571.485149	10.912	11.0	PASS

Ports

Port	State
1	used
2	used

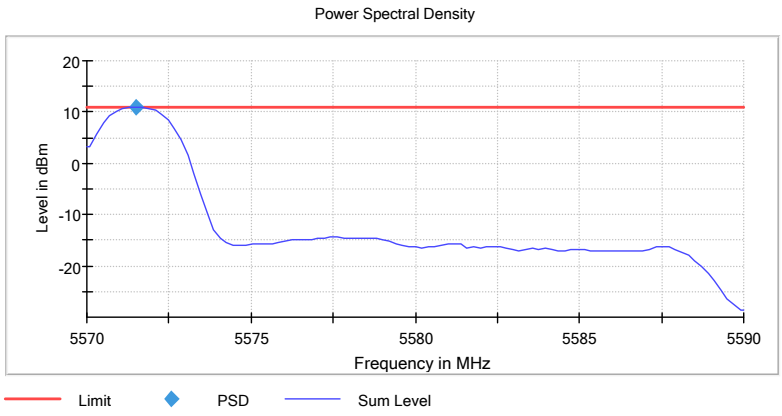

Measurement

Setting	Instrument Value	Target Value
Start Frequency	5.57000 GHz	5.57000 GHz
Stop Frequency	5.59000 GHz	5.59000 GHz
Span	20.000 MHz	20.000 MHz
RBW	1.000 MHz	<= 1.000 MHz
VBW	3.000 MHz	>= 3.000 MHz
SweepPoints	101	~ 40
Sweeptime	505.000 ms	505.000 ms
Reference Level	0.000 dBm	0.000 dBm
Attenuation	20.000 dB	AUTO
Detector	RMS	RMS
SweepCount	119	119
Filter	3 dB	3 dB
Trace Mode	Max Hold	Max Hold
Sweeptype	Sweep	AUTO
Preamp	off	off
Stablemode	Trace	Trace
Stablevalue	0.30 dB	0.30 dB
Run	4 / max. 15	max. 15
Stable	3 / 3	3
Max Stable Difference	0.09 dB	0.30 dB

Power Spectral Density (5700 MHz; 20 MHz)

Test according to FCC title 47 part 15 §15.407(a), KDB 789033 D02 General U-NII Test Procedures New Rules v02r01 II.F and ANSI C63.10-2013

Result

DUT Frequency (MHz)	Frequency (MHz)	PSD (dBm)	Limit Max (dBm)	Result
5700.000000	5691.683168	10.173	11.0	PASS

Ports

Port	State
1	used
2	used

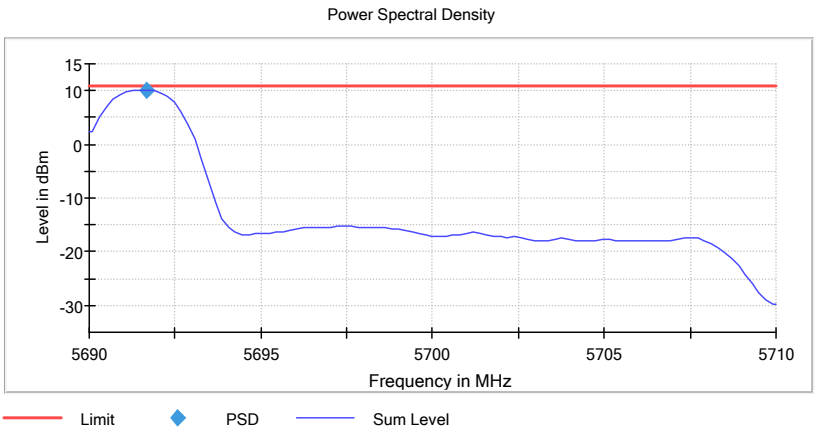

Measurement

Setting	Instrument Value	Target Value
Start Frequency	5.69000 GHz	5.69000 GHz
Stop Frequency	5.71000 GHz	5.71000 GHz
Span	20.000 MHz	20.000 MHz
RBW	1.000 MHz	<= 1.000 MHz
VBW	3.000 MHz	>= 3.000 MHz
SweepPoints	101	~ 40
Sweeptime	505.000 ms	505.000 ms
Reference Level	0.000 dBm	0.000 dBm
Attenuation	20.000 dB	AUTO
Detector	RMS	RMS
SweepCount	119	119
Filter	3 dB	3 dB
Trace Mode	Max Hold	Max Hold
Sweeptype	Sweep	AUTO
Preamp	off	off
Stablemode	Trace	Trace
Stablevalue	0.30 dB	0.30 dB
Run	4 / max. 15	max. 15
Stable	3 / 3	3
Max Stable Difference	0.07 dB	0.30 dB

Power Spectral Density (5720 MHz; 20 MHz)

Test according to FCC title 47 part 15 §15.407(a), KDB 789033 D02 General U-NII Test Procedures New Rules v02r01 II.F and ANSI C63.10-2013

Result

DUT Frequency (MHz)	Frequency (MHz)	PSD (dBm)	Limit Max (dBm)	Result
5720.000000	5711.485149	10.641	11.0	PASS

Ports

Port	State
1	used
2	used

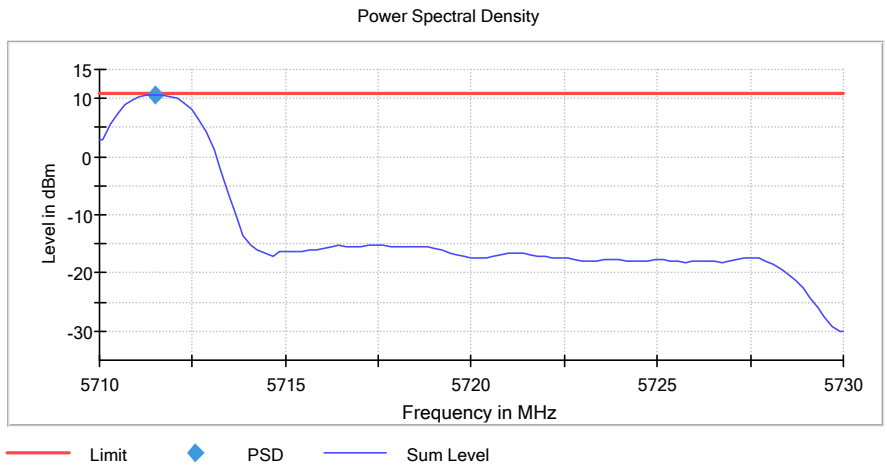

Measurement

Setting	Instrument Value	Target Value
Start Frequency	5.71000 GHz	5.71000 GHz
Stop Frequency	5.73000 GHz	5.73000 GHz
Span	20.000 MHz	20.000 MHz
RBW	1.000 MHz	<= 1.000 MHz
VBW	3.000 MHz	>= 3.000 MHz
SweepPoints	101	~ 40
Sweeptime	505.000 ms	505.000 ms
Reference Level	0.000 dBm	0.000 dBm
Attenuation	20.000 dB	AUTO
Detector	RMS	RMS
SweepCount	119	119
Filter	3 dB	3 dB
Trace Mode	Max Hold	Max Hold
Sweeptype	Sweep	AUTO
Preamp	off	off
Stablemode	Trace	Trace
Stablevalue	0.30 dB	0.30 dB
Run	4 / max. 15	max. 15
Stable	3 / 3	3
Max Stable Difference	0.00 dB	0.30 dB

Power Spectral Density (5745 MHz; 20 MHz)

Test according to FCC title 47 part 15 §15.407(a), KDB 789033 D02 General U-NII Test Procedures New Rules v02r01 II.F and ANSI C63.10-2013

Result

DUT Frequency (MHz)	Frequency (MHz)	PSD (dBm)	Limit Max (dBm)	Result
5745.000000	5736.485149	16.597	30.0	PASS

Ports

Port	State
1	used
2	used

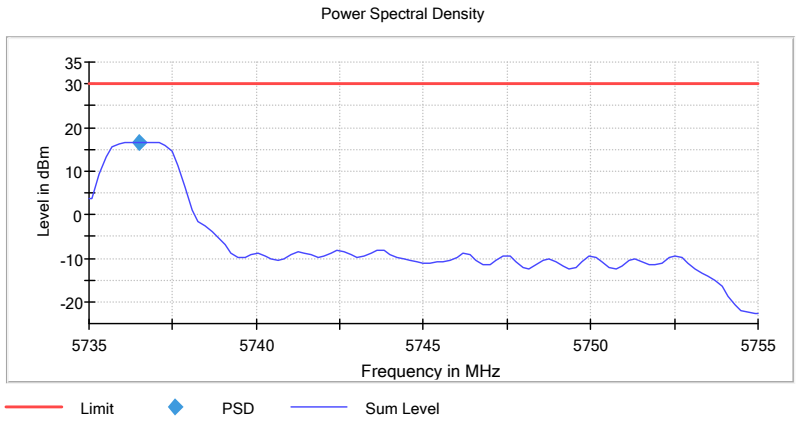

Measurement

Setting	Instrument Value	Target Value
Start Frequency	5.73500 GHz	5.73500 GHz
Stop Frequency	5.75500 GHz	5.75500 GHz
Span	20.000 MHz	20.000 MHz
RBW	500.000 kHz	<= 500.000 kHz
VBW	2.000 MHz	>= 1.500 MHz
SweepPoints	101	~ 80
Sweeptime	505.000 ms	505.000 ms
Reference Level	10.000 dBm	10.000 dBm
Attenuation	30.000 dB	AUTO
Detector	RMS	RMS
SweepCount	119	119
Filter	3 dB	3 dB
Trace Mode	Max Hold	Max Hold
Sweeptype	Sweep	AUTO
Preamp	off	off
Stablemode	Trace	Trace
Stablevalue	0.30 dB	0.30 dB
Run	4 / max. 15	max. 15
Stable	3 / 3	3
Max Stable Difference	0.00 dB	0.30 dB

Power Spectral Density (5785 MHz; 20 MHz)

Test according to FCC title 47 part 15 §15.407(a), KDB 789033 D02 General U-NII Test Procedures New Rules v02r01 II.F and ANSI C63.10-2013

Result

DUT Frequency (MHz)	Frequency (MHz)	PSD (dBm)	Limit Max (dBm)	Result
5785.000000	5776.485149	16.651	30.0	PASS

Ports

Port	State
1	used
2	used

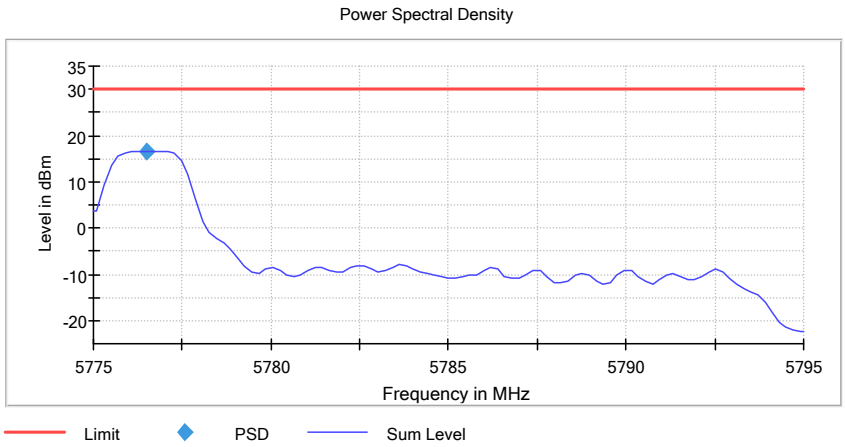

Measurement

Setting	Instrument Value	Target Value
Start Frequency	5.77500 GHz	5.77500 GHz
Stop Frequency	5.79500 GHz	5.79500 GHz
Span	20.000 MHz	20.000 MHz
RBW	500.000 kHz	<= 500.000 kHz
VBW	2.000 MHz	>= 1.500 MHz
SweepPoints	101	~ 80
Sweeptime	505.000 ms	505.000 ms
Reference Level	10.000 dBm	10.000 dBm
Attenuation	30.000 dB	AUTO
Detector	RMS	RMS
SweepCount	119	119
Filter	3 dB	3 dB
Trace Mode	Max Hold	Max Hold
Sweeptype	Sweep	AUTO
Preamp	off	off
Stablemode	Trace	Trace
Stablevalue	0.30 dB	0.30 dB
Run	4 / max. 15	max. 15
Stable	3 / 3	3
Max Stable Difference	0.01 dB	0.30 dB

Power Spectral Density (5825 MHz; 20 MHz)

Test according to FCC title 47 part 15 §15.407(a), KDB 789033 D02 General U-NII Test Procedures New Rules v02r01 II.F and ANSI C63.10-2013

Result

DUT Frequency (MHz)	Frequency (MHz)	PSD (dBm)	Limit Max (dBm)	Result
5825.000000	5816.485149	16.113	30.0	PASS

Ports

Port	State
1	used
2	used

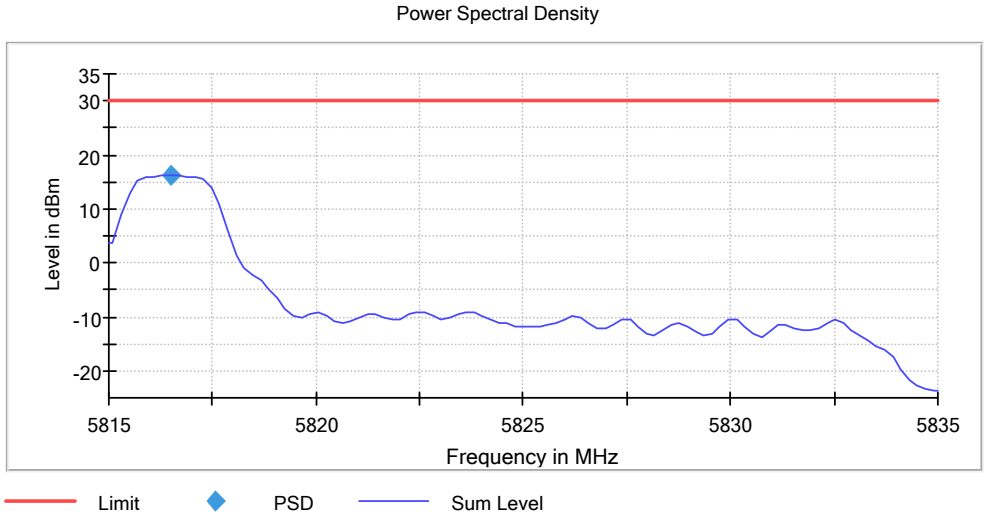

Measurement

Setting	Instrument Value	Target Value
Start Frequency	5.81500 GHz	5.81500 GHz
Stop Frequency	5.83500 GHz	5.83500 GHz
Span	20.000 MHz	20.000 MHz
RBW	500.000 kHz	<= 500.000 kHz
VBW	2.000 MHz	>= 1.500 MHz
SweepPoints	101	~ 80
Sweeptime	505.000 ms	505.000 ms
Reference Level	10.000 dBm	10.000 dBm
Attenuation	30.000 dB	AUTO
Detector	RMS	RMS
SweepCount	119	119
Filter	3 dB	3 dB
Trace Mode	Max Hold	Max Hold
Sweeptype	Sweep	AUTO
Preamp	off	off
Stablemode	Trace	Trace
Stablevalue	0.30 dB	0.30 dB
Run	4 / max. 15	max. 15
Stable	3 / 3	3
Max Stable Difference	0.00 dB	0.30 dB

802.11N40:

Power Spectral Density (5190 MHz; 40 MHz)

Test according to FCC title 47 part 15 §15.407(a), KDB 789033 D02 General U-NII Test Procedures New Rules v02r01 II.F and ANSI C63.10-2013

Result

DUT Frequency (MHz)	Frequency (MHz)	PSD (dBm)	Limit Max (dBm)	Result
5190.000000	5187.227723	-7.405	11.0	PASS

Ports

Port	State
1	used
2	used

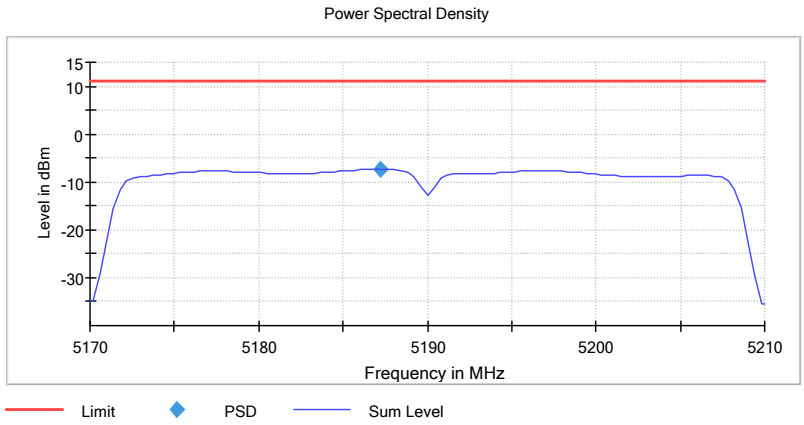

Measurement

Setting	Instrument Value	Target Value
Start Frequency	5.17000 GHz	5.17000 GHz
Stop Frequency	5.21000 GHz	5.21000 GHz
Span	40.000 MHz	40.000 MHz
RBW	1.000 MHz	<= 1.000 MHz
VBW	3.000 MHz	>= 3.000 MHz
SweepPoints	101	~ 80
Sweeptime	505.000 ms	505.000 ms
Reference Level	0.000 dBm	0.000 dBm
Attenuation	20.000 dB	AUTO
Detector	RMS	RMS
SweepCount	119	119
Filter	3 dB	3 dB
Trace Mode	Max Hold	Max Hold
Sweeptype	Sweep	AUTO
Preamp	off	off
Stablemode	Trace	Trace
Stablevalue	0.30 dB	0.30 dB
Run	4 / max. 15	max. 15
Stable	3 / 3	3
Max Stable Difference	0.12 dB	0.30 dB

Power Spectral Density (5230 MHz; 40 MHz)

Test according to FCC title 47 part 15 §15.407(a), KDB 789033 D02 General U-NII Test Procedures New Rules v02r01 II.F and ANSI C63.10-2013

Result

DUT Frequency (MHz)	Frequency (MHz)	PSD (dBm)	Limit Max (dBm)	Result
5230.000000	5237.524752	-7.793	11.0	PASS

Ports

Port	State
1	used
2	used

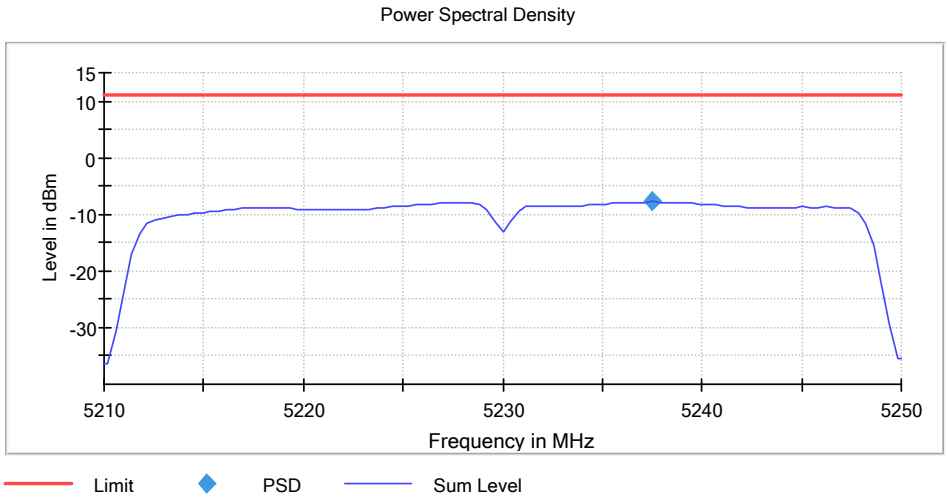

Measurement

Setting	Instrument Value	Target Value
Start Frequency	5.21000 GHz	5.21000 GHz
Stop Frequency	5.25000 GHz	5.25000 GHz
Span	40.000 MHz	40.000 MHz
RBW	1.000 MHz	<= 1.000 MHz
VBW	3.000 MHz	>= 3.000 MHz
SweepPoints	101	~ 80
Sweeptime	505.000 ms	505.000 ms
Reference Level	0.000 dBm	0.000 dBm
Attenuation	20.000 dB	AUTO
Detector	RMS	RMS
SweepCount	119	119
Filter	3 dB	3 dB
Trace Mode	Max Hold	Max Hold
Sweeptype	Sweep	AUTO
Preamp	off	off
Stablemode	Trace	Trace
Stablevalue	0.30 dB	0.30 dB
Run	4 / max. 15	max. 15
Stable	3 / 3	3
Max Stable Difference	0.09 dB	0.30 dB

Power Spectral Density (5270 MHz; 40 MHz)

Test according to FCC title 47 part 15 §15.407(a), KDB 789033 D02 General U-NII Test Procedures New Rules v02r01 II.F and ANSI C63.10-2013

Result

DUT Frequency (MHz)	Frequency (MHz)	PSD (dBm)	Limit Max (dBm)	Result
5270.000000	5268.019802	-7.703	11.0	PASS

Ports

Port	State
1	used
2	used

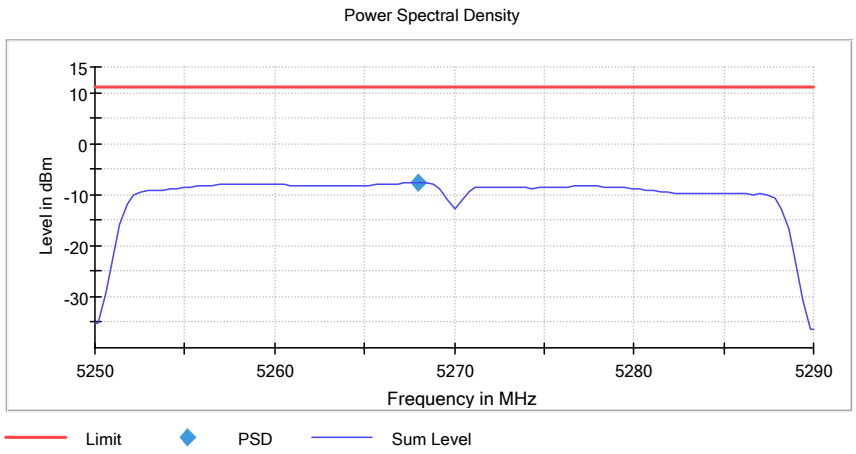

Measurement

Setting	Instrument Value	Target Value
Start Frequency	5.25000 GHz	5.25000 GHz
Stop Frequency	5.29000 GHz	5.29000 GHz
Span	40.000 MHz	40.000 MHz
RBW	1.000 MHz	<= 1.000 MHz
VBW	3.000 MHz	>= 3.000 MHz
SweepPoints	101	~ 80
Sweeptime	505.000 ms	505.000 ms
Reference Level	0.000 dBm	0.000 dBm
Attenuation	20.000 dB	AUTO
Detector	RMS	RMS
SweepCount	119	119
Filter	3 dB	3 dB
Trace Mode	Max Hold	Max Hold
Sweeptype	Sweep	AUTO
Preamp	off	off
Stablemode	Trace	Trace
Stablevalue	0.30 dB	0.30 dB
Run	4 / max. 15	max. 15
Stable	3 / 3	3
Max Stable Difference	0.09 dB	0.30 dB

Power Spectral Density (5310 MHz; 40 MHz)

Test according to FCC title 47 part 15 §15.407(a), KDB 789033 D02 General U-NII Test Procedures New Rules v02r01 II.F and ANSI C63.10-2013

Result

DUT Frequency (MHz)	Frequency (MHz)	PSD (dBm)	Limit Max (dBm)	Result
5310.000000	5318.712871	-7.804	11.0	PASS

Ports

Port	State
1	used
2	used

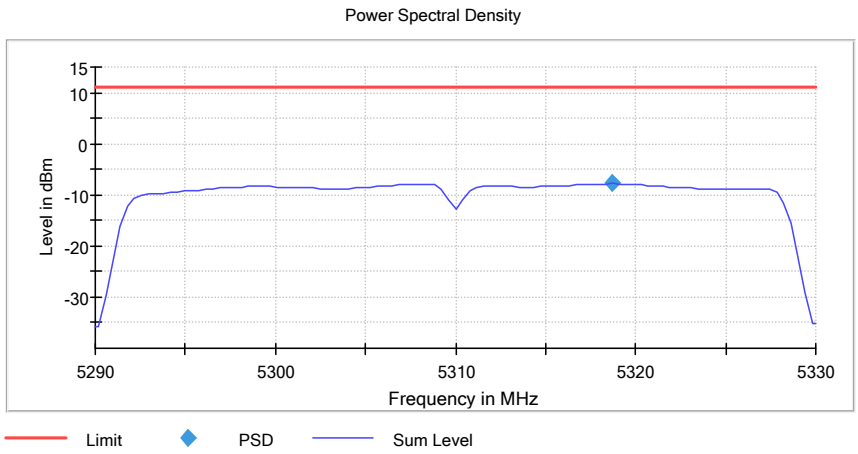

Measurement

Setting	Instrument Value	Target Value
Start Frequency	5.29000 GHz	5.29000 GHz
Stop Frequency	5.33000 GHz	5.33000 GHz
Span	40.000 MHz	40.000 MHz
RBW	1.000 MHz	<= 1.000 MHz
VBW	3.000 MHz	>= 3.000 MHz
SweepPoints	101	~ 80
Sweeptime	505.000 ms	505.000 ms
Reference Level	0.000 dBm	0.000 dBm
Attenuation	20.000 dB	AUTO
Detector	RMS	RMS
SweepCount	119	119
Filter	3 dB	3 dB
Trace Mode	Max Hold	Max Hold
Sweeptype	Sweep	AUTO
Preamp	off	off
Stablemode	Trace	Trace
Stablevalue	0.30 dB	0.30 dB
Run	4 / max. 15	max. 15
Stable	3 / 3	3
Max Stable Difference	0.12 dB	0.30 dB

Power Spectral Density (5510 MHz; 40 MHz)

Test according to FCC title 47 part 15 §15.407(a), KDB 789033 D02 General U-NII Test Procedures New Rules v02r01 II.F and ANSI C63.10-2013

Result

DUT Frequency (MHz)	Frequency (MHz)	PSD (dBm)	Limit Max (dBm)	Result
5510.000000	5511.980198	5.660	11.0	PASS

Ports

Port	State
1	used
2	used

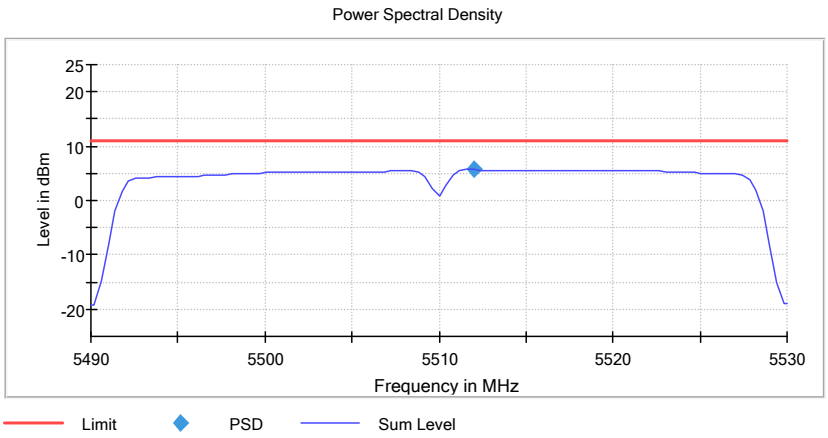

Measurement

Setting	Instrument Value	Target Value
Start Frequency	5.49000 GHz	5.49000 GHz
Stop Frequency	5.53000 GHz	5.53000 GHz
Span	40.000 MHz	40.000 MHz
RBW	1.000 MHz	<= 1.000 MHz
VBW	3.000 MHz	>= 3.000 MHz
SweepPoints	101	~ 80
Sweeptime	505.000 ms	505.000 ms
Reference Level	10.000 dBm	10.000 dBm
Attenuation	30.000 dB	AUTO
Detector	RMS	RMS
SweepCount	119	119
Filter	3 dB	3 dB
Trace Mode	Max Hold	Max Hold
Sweeptype	Sweep	AUTO
Preamp	off	off
Stablemode	Trace	Trace
Stablevalue	0.30 dB	0.30 dB
Run	4 / max. 15	max. 15
Stable	3 / 3	3
Max Stable Difference	0.02 dB	0.30 dB

Power Spectral Density (5550 MHz; 40 MHz)

Test according to FCC title 47 part 15 §15.407(a), KDB 789033 D02 General U-NII Test Procedures New Rules v02r01 II.F and ANSI C63.10-2013

Result

DUT Frequency (MHz)	Frequency (MHz)	PSD (dBm)	Limit Max (dBm)	Result
5550.000000	5551.980198	5.369	11.0	PASS

Ports

Port	State
1	used
2	used

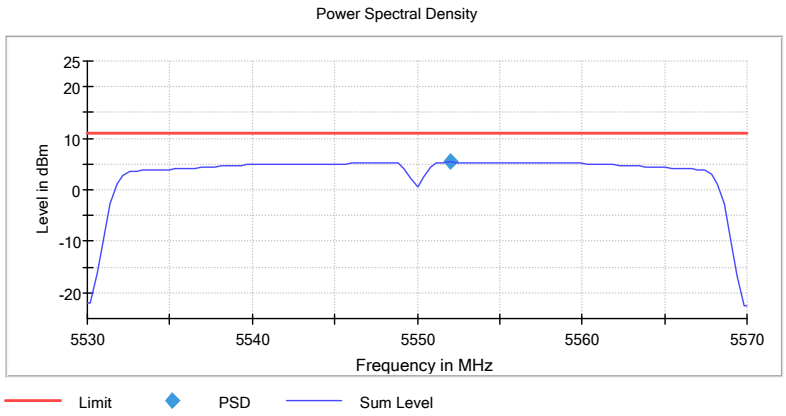

Measurement

Setting	Instrument Value	Target Value
Start Frequency	5.53000 GHz	5.53000 GHz
Stop Frequency	5.57000 GHz	5.57000 GHz
Span	40.000 MHz	40.000 MHz
RBW	1.000 MHz	<= 1.000 MHz
VBW	3.000 MHz	>= 3.000 MHz
SweepPoints	101	~ 80
Sweeptime	505.000 ms	505.000 ms
Reference Level	10.000 dBm	10.000 dBm
Attenuation	30.000 dB	AUTO
Detector	RMS	RMS
SweepCount	119	119
Filter	3 dB	3 dB
Trace Mode	Max Hold	Max Hold
Sweeptype	Sweep	AUTO
Preamp	off	off
Stablemode	Trace	Trace
Stablevalue	0.30 dB	0.30 dB
Run	4 / max. 15	max. 15
Stable	3 / 3	3
Max Stable Difference	0.06 dB	0.30 dB

Power Spectral Density (5670 MHz; 40 MHz)

Test according to FCC title 47 part 15 §15.407(a), KDB 789033 D02 General U-NII Test Procedures New Rules v02r01 II.F and ANSI C63.10-2013

Result

DUT Frequency (MHz)	Frequency (MHz)	PSD (dBm)	Limit Max (dBm)	Result
5670.000000	5671.980198	5.574	11.0	PASS

Ports

Port	State
1	used
2	used

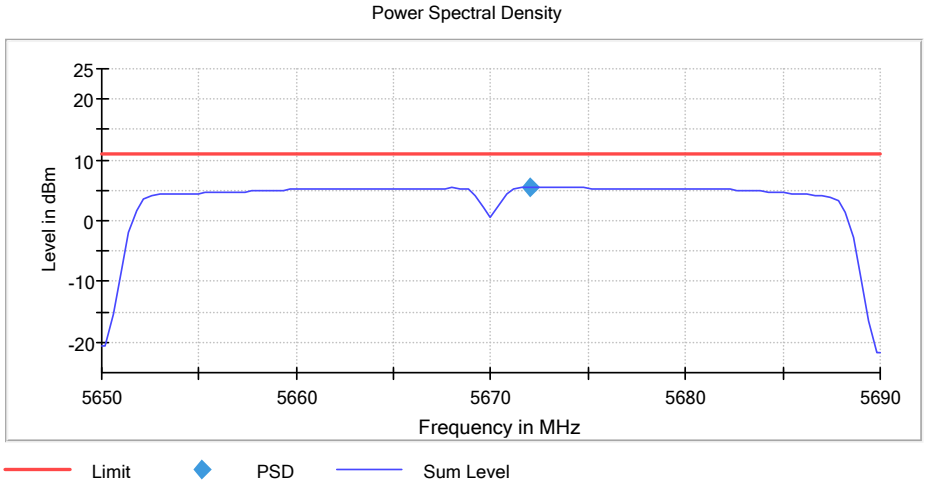

Measurement

Setting	Instrument Value	Target Value
Start Frequency	5.65000 GHz	5.65000 GHz
Stop Frequency	5.69000 GHz	5.69000 GHz
Span	40.000 MHz	40.000 MHz
RBW	1.000 MHz	<= 1.000 MHz
VBW	3.000 MHz	>= 3.000 MHz
SweepPoints	101	~ 80
Sweeptime	505.000 ms	505.000 ms
Reference Level	10.000 dBm	10.000 dBm
Attenuation	30.000 dB	AUTO
Detector	RMS	RMS
SweepCount	119	119
Filter	3 dB	3 dB
Trace Mode	Max Hold	Max Hold
Sweeptype	Sweep	AUTO
Preamp	off	off
Stablemode	Trace	Trace
Stablevalue	0.30 dB	0.30 dB
Run	4 / max. 15	max. 15
Stable	3 / 3	3
Max Stable Difference	0.06 dB	0.30 dB

Power Spectral Density (5710 MHz; 40 MHz)

Test according to FCC title 47 part 15 §15.407(a), KDB 789033 D02 General U-NII Test Procedures New Rules v02r01 II.F and ANSI C63.10-2013

Result

DUT Frequency (MHz)	Frequency (MHz)	PSD (dBm)	Limit Max (dBm)	Result
5710.000000	5702.079208	5.734	11.0	PASS

Ports

Port	State
1	used
2	used

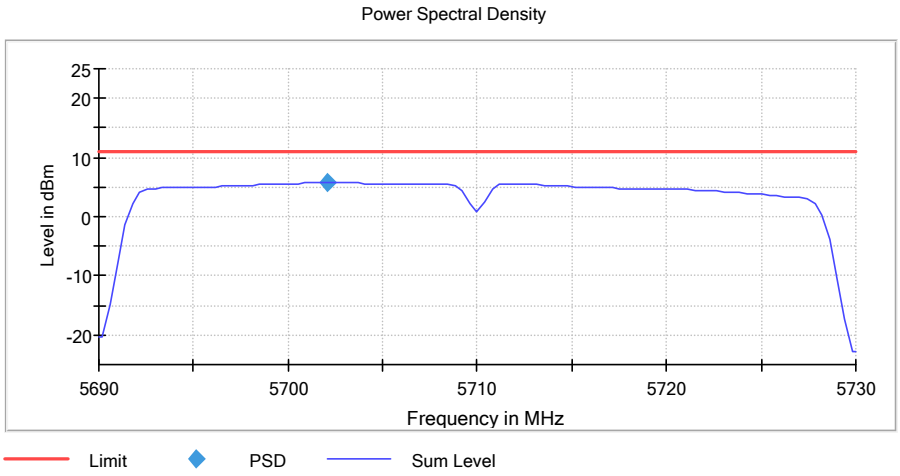

Measurement

Setting	Instrument Value	Target Value
Start Frequency	5.69000 GHz	5.69000 GHz
Stop Frequency	5.73000 GHz	5.73000 GHz
Span	40.000 MHz	40.000 MHz
RBW	1.000 MHz	<= 1.000 MHz
VBW	3.000 MHz	>= 3.000 MHz
SweepPoints	101	~ 80
Sweeptime	505.000 ms	505.000 ms
Reference Level	10.000 dBm	10.000 dBm
Attenuation	30.000 dB	AUTO
Detector	RMS	RMS
SweepCount	119	119
Filter	3 dB	3 dB
Trace Mode	Max Hold	Max Hold
Sweeptype	Sweep	AUTO
Preamp	off	off
Stablemode	Trace	Trace
Stablevalue	0.30 dB	0.30 dB
Run	4 / max. 15	max. 15
Stable	3 / 3	3
Max Stable Difference	0.07 dB	0.30 dB

Power Spectral Density (5755 MHz; 40 MHz)

Test according to FCC title 47 part 15 §15.407(a), KDB 789033 D02 General U-NII Test Procedures New Rules v02r01 II.F and ANSI C63.10-2013

Result

DUT Frequency (MHz)	Frequency (MHz)	PSD (dBm)	Limit Max (dBm)	Result
5755.000000	5758.125000	5.363	30.0	PASS

Ports

Port	State
1	used
2	used

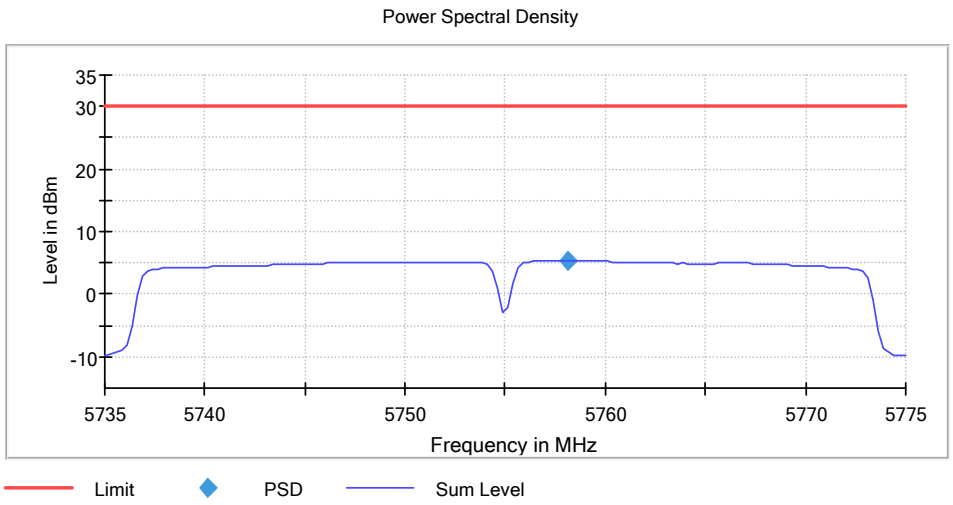

Measurement

Setting	Instrument Value	Target Value
Start Frequency	5.73500 GHz	5.73500 GHz
Stop Frequency	5.77500 GHz	5.77500 GHz
Span	40.000 MHz	40.000 MHz
RBW	500.000 kHz	<= 500.000 kHz
VBW	2.000 MHz	>= 1.500 MHz
SweepPoints	160	~ 160
Sweeptime	800.000 ms	800.000 ms
Reference Level	10.000 dBm	10.000 dBm
Attenuation	30.000 dB	AUTO
Detector	RMS	RMS
SweepCount	76	76
Filter	3 dB	3 dB
Trace Mode	Max Hold	Max Hold
Sweeptype	Sweep	AUTO
Preamp	off	off
Stablemode	Trace	Trace
Stablevalue	0.30 dB	0.30 dB
Run	4 / max. 15	max. 15
Stable	3 / 3	3
Max Stable Difference	0.01 dB	0.30 dB

Power Spectral Density (5795 MHz; 40 MHz)

Test according to FCC title 47 part 15 §15.407(a), KDB 789033 D02 General U-NII Test Procedures New Rules v02r01 II.F and ANSI C63.10-2013

Result

DUT Frequency (MHz)	Frequency (MHz)	PSD (dBm)	Limit Max (dBm)	Result
5795.000000	5798.125000	5.883	30.0	PASS

Ports

Port	State
1	used
2	used

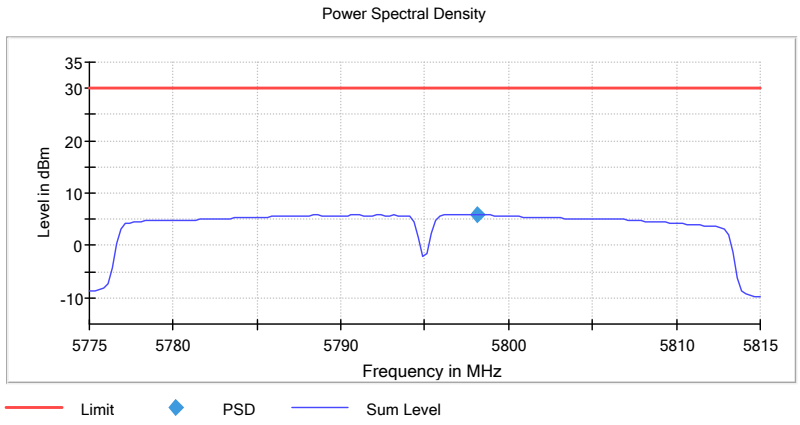

Measurement

Setting	Instrument Value	Target Value
Start Frequency	5.77500 GHz	5.77500 GHz
Stop Frequency	5.81500 GHz	5.81500 GHz
Span	40.000 MHz	40.000 MHz
RBW	500.000 kHz	<= 500.000 kHz
VBW	2.000 MHz	>= 1.500 MHz
SweepPoints	160	~ 160
Sweeptime	800.000 ms	800.000 ms
Reference Level	10.000 dBm	10.000 dBm
Attenuation	30.000 dB	AUTO
Detector	RMS	RMS
SweepCount	76	76
Filter	3 dB	3 dB
Trace Mode	Max Hold	Max Hold
Sweeptype	Sweep	AUTO
Preamp	off	off
Stablemode	Trace	Trace
Stablevalue	0.30 dB	0.30 dB
Run	4 / max. 15	max. 15
Stable	3 / 3	3
Max Stable Difference	0.04 dB	0.30 dB

802.11AC40:

Power Spectral Density (5190 MHz; 40 MHz)

Test according to FCC title 47 part 15 §15.407(a), KDB 789033 D02 General U-NII Test Procedures New Rules v02r01 II.F and ANSI C63.10-2013

Result

DUT Frequency (MHz)	Frequency (MHz)	PSD (dBm)	Limit Max (dBm)	Result
5190.000000	5186.831683	-6.890	11.0	PASS

Ports

Port	State
1	used
2	used

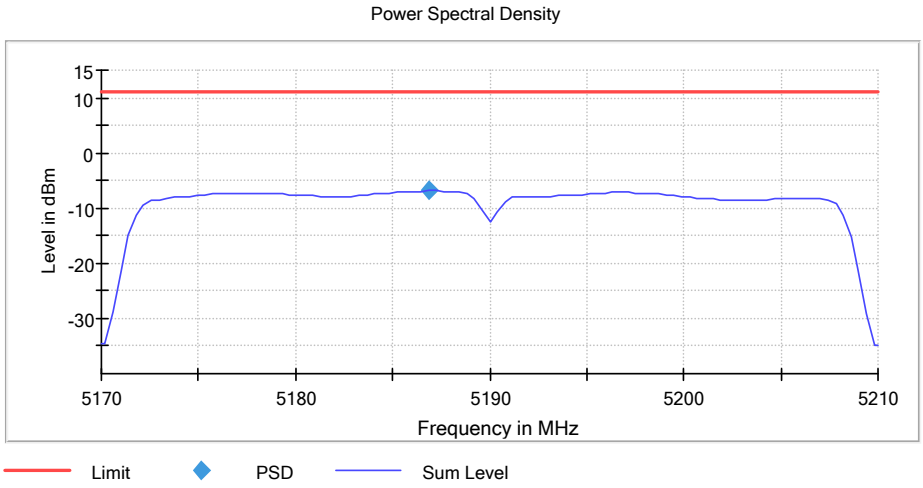

Measurement

Setting	Instrument Value	Target Value
Start Frequency	5.17000 GHz	5.17000 GHz
Stop Frequency	5.21000 GHz	5.21000 GHz
Span	40.000 MHz	40.000 MHz
RBW	1.000 MHz	<= 1.000 MHz
VBW	3.000 MHz	>= 3.000 MHz
SweepPoints	101	~ 80
Sweeptime	505.000 ms	505.000 ms
Reference Level	0.000 dBm	0.000 dBm
Attenuation	20.000 dB	AUTO
Detector	RMS	RMS
SweepCount	119	119
Filter	3 dB	3 dB
Trace Mode	Max Hold	Max Hold
Sweeptype	Sweep	AUTO
Preamp	off	off
Stablemode	Trace	Trace
Stablevalue	0.30 dB	0.30 dB
Run	4 / max. 15	max. 15
Stable	3 / 3	3
Max Stable Difference	0.08 dB	0.30 dB

Power Spectral Density (5230 MHz; 40 MHz)

Test according to FCC title 47 part 15 §15.407(a), KDB 789033 D02 General U-NII Test Procedures New Rules v02r01 II.F and ANSI C63.10-2013

Result

DUT Frequency (MHz)	Frequency (MHz)	PSD (dBm)	Limit Max (dBm)	Result
5230.000000	5237.128713	-7.329	11.0	PASS

Ports

Port	State
1	used
2	used

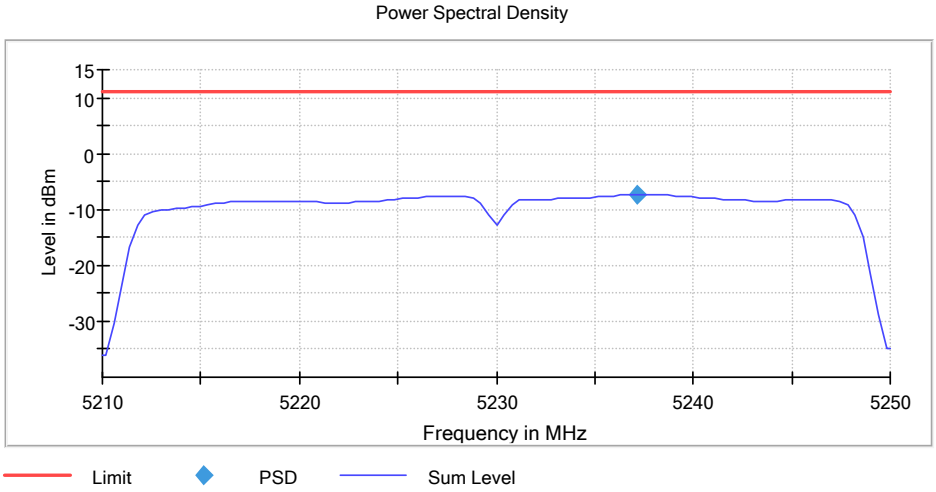

Measurement

Setting	Instrument Value	Target Value
Start Frequency	5.21000 GHz	5.21000 GHz
Stop Frequency	5.25000 GHz	5.25000 GHz
Span	40.000 MHz	40.000 MHz
RBW	1.000 MHz	<= 1.000 MHz
VBW	3.000 MHz	>= 3.000 MHz
SweepPoints	101	~ 80
Sweeptime	505.000 ms	505.000 ms
Reference Level	0.000 dBm	0.000 dBm
Attenuation	20.000 dB	AUTO
Detector	RMS	RMS
SweepCount	119	119
Filter	3 dB	3 dB
Trace Mode	Max Hold	Max Hold
Sweeptype	Sweep	AUTO
Preamp	off	off
Stablemode	Trace	Trace
Stablevalue	0.30 dB	0.30 dB
Run	4 / max. 15	max. 15
Stable	3 / 3	3
Max Stable Difference	0.17 dB	0.30 dB

Power Spectral Density (5270 MHz; 40 MHz)

Test according to FCC title 47 part 15 §15.407(a), KDB 789033 D02 General U-NII Test Procedures New Rules v02r01 II.F and ANSI C63.10-2013

Result

DUT Frequency (MHz)	Frequency (MHz)	PSD (dBm)	Limit Max (dBm)	Result
5270.000000	5268.019802	-7.373	11.0	PASS

Ports

Port	State
1	used
2	used

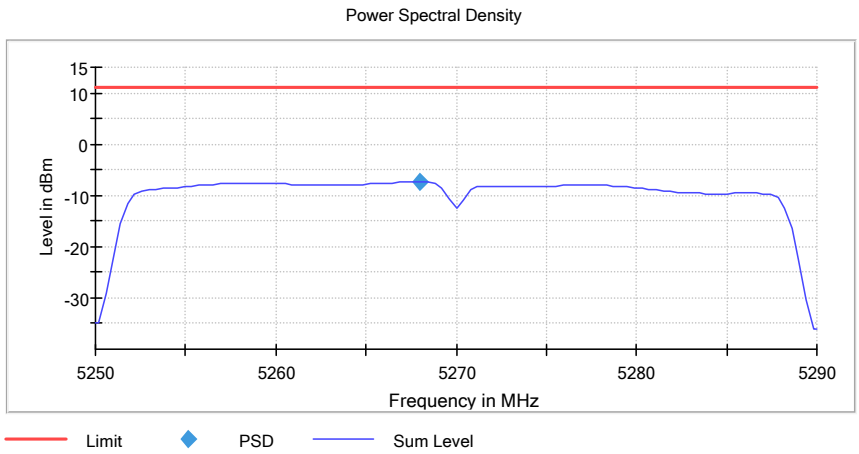

Measurement

Setting	Instrument Value	Target Value
Start Frequency	5.25000 GHz	5.25000 GHz
Stop Frequency	5.29000 GHz	5.29000 GHz
Span	40.000 MHz	40.000 MHz
RBW	1.000 MHz	<= 1.000 MHz
VBW	3.000 MHz	>= 3.000 MHz
SweepPoints	101	~ 80
Sweeptime	505.000 ms	505.000 ms
Reference Level	0.000 dBm	0.000 dBm
Attenuation	20.000 dB	AUTO
Detector	RMS	RMS
SweepCount	119	119
Filter	3 dB	3 dB
Trace Mode	Max Hold	Max Hold
Sweeptype	Sweep	AUTO
Preamp	off	off
Stablemode	Trace	Trace
Stablevalue	0.30 dB	0.30 dB
Run	4 / max. 15	max. 15
Stable	3 / 3	3
Max Stable Difference	0.11 dB	0.30 dB

Power Spectral Density (5310 MHz; 40 MHz)

Test according to FCC title 47 part 15 §15.407(a), KDB 789033 D02 General U-NII Test Procedures New Rules v02r01 II.F and ANSI C63.10-2013

Result

DUT Frequency (MHz)	Frequency (MHz)	PSD (dBm)	Limit Max (dBm)	Result
5310.000000	5319.108911	-7.424	11.0	PASS

Ports

Port	State
1	used
2	used

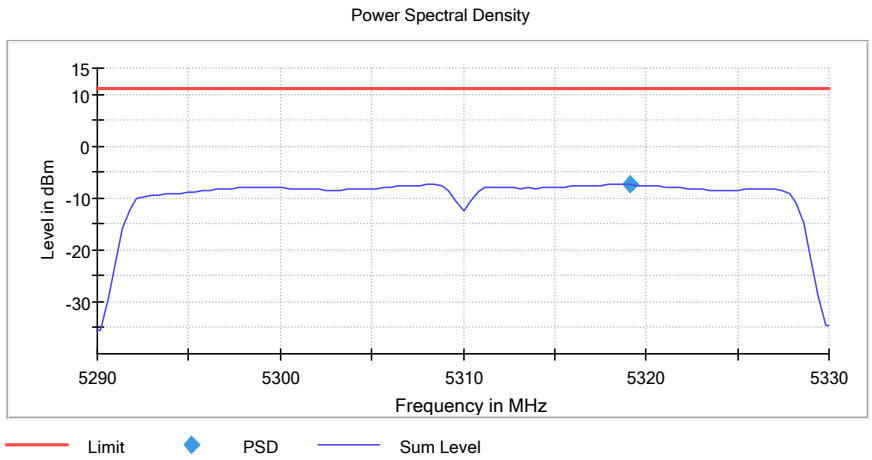

Measurement

Setting	Instrument Value	Target Value
Start Frequency	5.29000 GHz	5.29000 GHz
Stop Frequency	5.33000 GHz	5.33000 GHz
Span	40.000 MHz	40.000 MHz
RBW	1.000 MHz	<= 1.000 MHz
VBW	3.000 MHz	>= 3.000 MHz
SweepPoints	101	~ 80
Sweeptime	505.000 ms	505.000 ms
Reference Level	0.000 dBm	0.000 dBm
Attenuation	20.000 dB	AUTO
Detector	RMS	RMS
SweepCount	119	119
Filter	3 dB	3 dB
Trace Mode	Max Hold	Max Hold
Sweeptype	Sweep	AUTO
Preamp	off	off
Stablemode	Trace	Trace
Stablevalue	0.30 dB	0.30 dB
Run	4 / max. 15	max. 15
Stable	3 / 3	3
Max Stable Difference	0.14 dB	0.30 dB

Power Spectral Density (5510 MHz; 40 MHz)

Test according to FCC title 47 part 15 §15.407(a), KDB 789033 D02 General U-NII Test Procedures New Rules v02r01 II.F and ANSI C63.10-2013

Result

DUT Frequency (MHz)	Frequency (MHz)	PSD (dBm)	Limit Max (dBm)	Result
5510.000000	5519.504950	5.044	11.0	PASS

Ports

Port	State
1	used
2	used

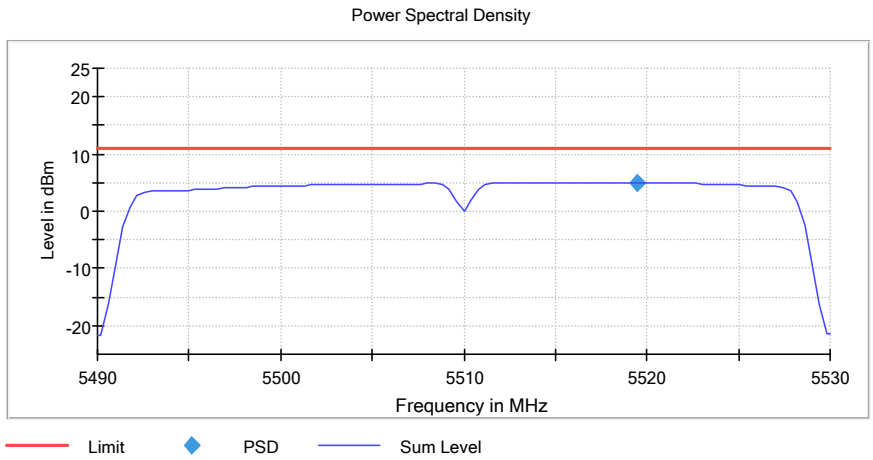

Measurement

Setting	Instrument Value	Target Value
Start Frequency	5.49000 GHz	5.49000 GHz
Stop Frequency	5.53000 GHz	5.53000 GHz
Span	40.000 MHz	40.000 MHz
RBW	1.000 MHz	<= 1.000 MHz
VBW	3.000 MHz	>= 3.000 MHz
SweepPoints	101	~ 80
Sweeptime	505.000 ms	505.000 ms
Reference Level	10.000 dBm	10.000 dBm
Attenuation	30.000 dB	AUTO
Detector	RMS	RMS
SweepCount	119	119
Filter	3 dB	3 dB
Trace Mode	Max Hold	Max Hold
Sweeptype	Sweep	AUTO
Preamp	off	off
Stablemode	Trace	Trace
Stablevalue	0.30 dB	0.30 dB
Run	4 / max. 15	max. 15
Stable	3 / 3	3
Max Stable Difference	0.02 dB	0.30 dB

Power Spectral Density (5550 MHz; 40 MHz)

Test according to FCC title 47 part 15 §15.407(a), KDB 789033 D02 General U-NII Test Procedures New Rules v02r01 II.F and ANSI C63.10-2013

Result

DUT Frequency (MHz)	Frequency (MHz)	PSD (dBm)	Limit Max (dBm)	Result
5550.000000	5551.980198	5.827	11.0	PASS

Ports

Port	State
1	used
2	used

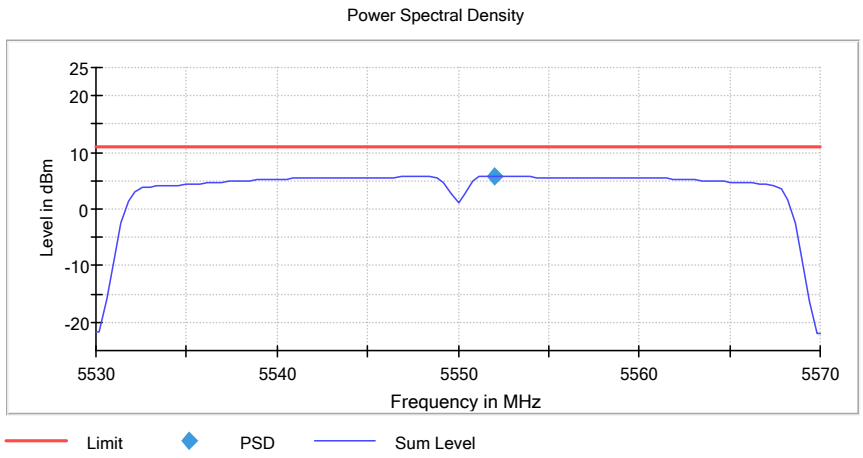

Measurement

Setting	Instrument Value	Target Value
Start Frequency	5.53000 GHz	5.53000 GHz
Stop Frequency	5.57000 GHz	5.57000 GHz
Span	40.000 MHz	40.000 MHz
RBW	1.000 MHz	<= 1.000 MHz
VBW	3.000 MHz	>= 3.000 MHz
SweepPoints	101	~ 80
Sweeptime	505.000 ms	505.000 ms
Reference Level	10.000 dBm	10.000 dBm
Attenuation	30.000 dB	AUTO
Detector	RMS	RMS
SweepCount	119	119
Filter	3 dB	3 dB
Trace Mode	Max Hold	Max Hold
Sweeptype	Sweep	AUTO
Preamp	off	off
Stablemode	Trace	Trace
Stablevalue	0.30 dB	0.30 dB
Run	4 / max. 15	max. 15
Stable	3 / 3	3
Max Stable Difference	0.01 dB	0.30 dB

Power Spectral Density (5670 MHz; 40 MHz)

Test according to FCC title 47 part 15 §15.407(a), KDB 789033 D02 General U-NII Test Procedures New Rules v02r01 II.F and ANSI C63.10-2013

Result

DUT Frequency (MHz)	Frequency (MHz)	PSD (dBm)	Limit Max (dBm)	Result
5670.000000	5671.980198	4.996	11.0	PASS

Ports

Port	State
1	used
2	used

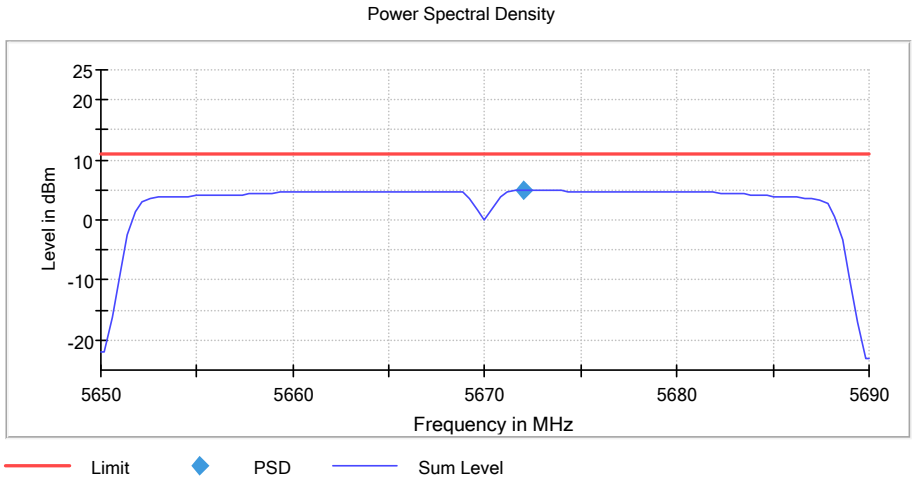

Measurement

Setting	Instrument Value	Target Value
Start Frequency	5.65000 GHz	5.65000 GHz
Stop Frequency	5.69000 GHz	5.69000 GHz
Span	40.000 MHz	40.000 MHz
RBW	1.000 MHz	<= 1.000 MHz
VBW	3.000 MHz	>= 3.000 MHz
SweepPoints	101	~ 80
Sweeptime	505.000 ms	505.000 ms
Reference Level	10.000 dBm	10.000 dBm
Attenuation	30.000 dB	AUTO
Detector	RMS	RMS
SweepCount	119	119
Filter	3 dB	3 dB
Trace Mode	Max Hold	Max Hold
Sweeptype	Sweep	AUTO
Preamp	off	off
Stablemode	Trace	Trace
Stablevalue	0.30 dB	0.30 dB
Run	4 / max. 15	max. 15
Stable	3 / 3	3
Max Stable Difference	0.02 dB	0.30 dB

Power Spectral Density (5710 MHz; 40 MHz)

Test according to FCC title 47 part 15 §15.407(a), KDB 789033 D02 General U-NII Test Procedures New Rules v02r01 II.F and ANSI C63.10-2013

Result

DUT Frequency (MHz)	Frequency (MHz)	PSD (dBm)	Limit Max (dBm)	Result
5710.000000	5701.683168	5.608	11.0	PASS

Ports

Port	State
1	used
2	used

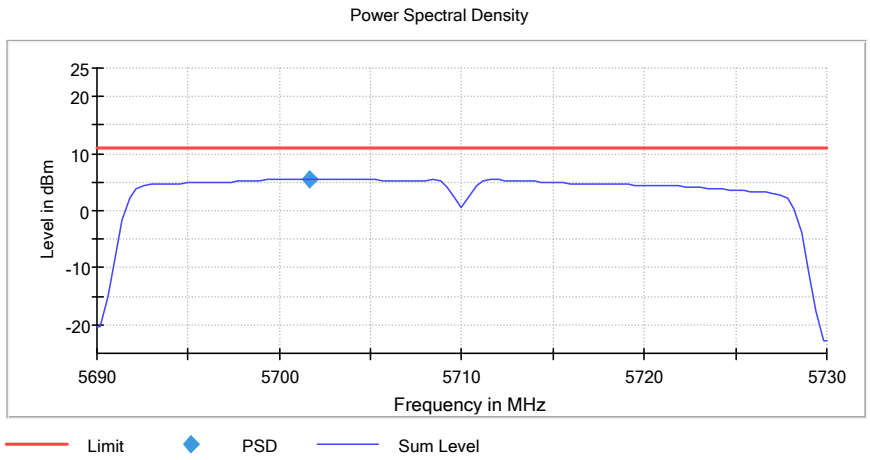

Measurement

Setting	Instrument Value	Target Value
Start Frequency	5.69000 GHz	5.69000 GHz
Stop Frequency	5.73000 GHz	5.73000 GHz
Span	40.000 MHz	40.000 MHz
RBW	1.000 MHz	<= 1.000 MHz
VBW	3.000 MHz	>= 3.000 MHz
SweepPoints	101	~ 80
Sweeptime	505.000 ms	505.000 ms
Reference Level	10.000 dBm	10.000 dBm
Attenuation	30.000 dB	AUTO
Detector	RMS	RMS
SweepCount	119	119
Filter	3 dB	3 dB
Trace Mode	Max Hold	Max Hold
Sweeptype	Sweep	AUTO
Preamp	off	off
Stablemode	Trace	Trace
Stablevalue	0.30 dB	0.30 dB
Run	4 / max. 15	max. 15
Stable	3 / 3	3
Max Stable Difference	0.09 dB	0.30 dB

Power Spectral Density (5755 MHz; 40 MHz)

Test according to FCC title 47 part 15 §15.407(a), KDB 789033 D02 General U-NII Test Procedures New Rules v02r01 II.F and ANSI C63.10-2013

Result

DUT Frequency (MHz)	Frequency (MHz)	PSD (dBm)	Limit Max (dBm)	Result
5755.000000	5758.375000	5.364	30.0	PASS

Ports

Port	State
1	used
2	used

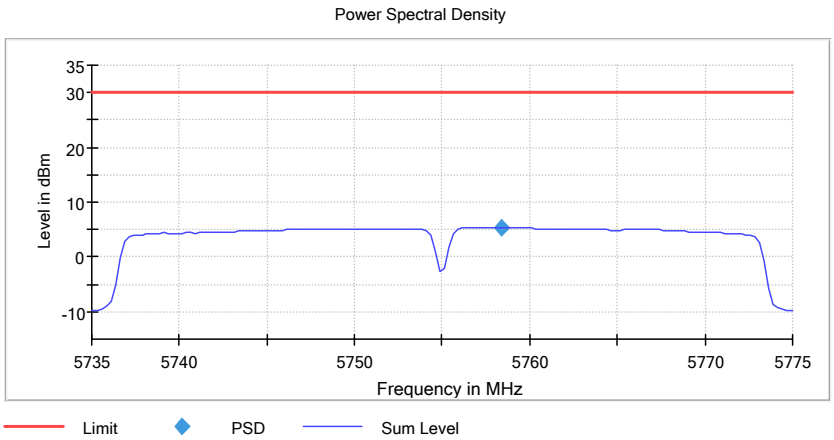

Measurement

Setting	Instrument Value	Target Value
Start Frequency	5.73500 GHz	5.73500 GHz
Stop Frequency	5.77500 GHz	5.77500 GHz
Span	40.000 MHz	40.000 MHz
RBW	500.000 kHz	<= 500.000 kHz
VBW	2.000 MHz	>= 1.500 MHz
SweepPoints	160	~ 160
Sweeptime	800.000 ms	800.000 ms
Reference Level	10.000 dBm	10.000 dBm
Attenuation	30.000 dB	AUTO
Detector	RMS	RMS
SweepCount	76	76
Filter	3 dB	3 dB
Trace Mode	Max Hold	Max Hold
Sweeptype	Sweep	AUTO
Preamp	off	off
Stablemode	Trace	Trace
Stablevalue	0.30 dB	0.30 dB
Run	4 / max. 15	max. 15
Stable	3 / 3	3
Max Stable Difference	0.00 dB	0.30 dB

Power Spectral Density (5795 MHz; 40 MHz)

Test according to FCC title 47 part 15 §15.407(a), KDB 789033 D02 General U-NII Test Procedures New Rules v02r01 II.F and ANSI C63.10-2013

Result

DUT Frequency (MHz)	Frequency (MHz)	PSD (dBm)	Limit Max (dBm)	Result
5795.000000	5796.875000	5.901	30.0	PASS

Ports

Port	State
1	used
2	used

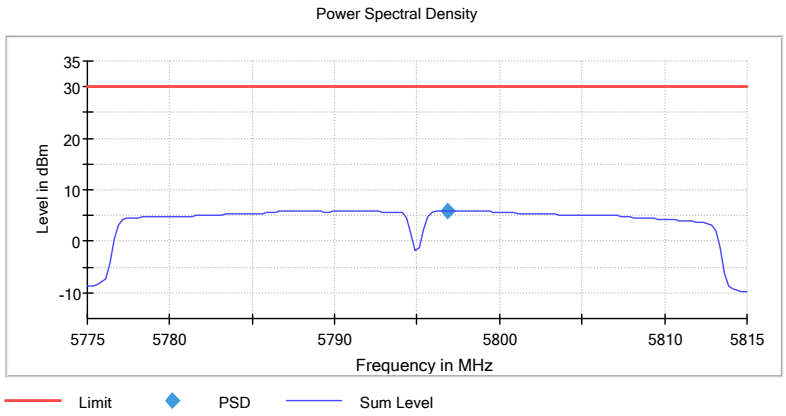

Measurement

Setting	Instrument Value	Target Value
Start Frequency	5.77500 GHz	5.77500 GHz
Stop Frequency	5.81500 GHz	5.81500 GHz
Span	40.000 MHz	40.000 MHz
RBW	500.000 kHz	<= 500.000 kHz
VBW	2.000 MHz	>= 1.500 MHz
SweepPoints	160	~ 160
Sweeptime	800.000 ms	800.000 ms
Reference Level	10.000 dBm	10.000 dBm
Attenuation	30.000 dB	AUTO
Detector	RMS	RMS
SweepCount	76	76
Filter	3 dB	3 dB
Trace Mode	Max Hold	Max Hold
Sweeptype	Sweep	AUTO
Preamp	off	off
Stablemode	Trace	Trace
Stablevalue	0.30 dB	0.30 dB
Run	4 / max. 15	max. 15
Stable	3 / 3	3
Max Stable Difference	0.00 dB	0.30 dB

802.11AX40 (Full RU):

Power Spectral Density (5190 MHz; 40 MHz)

Test according to FCC title 47 part 15 §15.407(a), KDB 789033 D02 General U-NII Test Procedures New Rules v02r01 II.F and ANSI C63.10-2013

Result

DUT Frequency (MHz)	Frequency (MHz)	PSD (dBm)	Limit Max (dBm)	Result
5190.000000	5187.227723	-7.265	11.0	PASS

Ports

Port	State
1	used
2	used

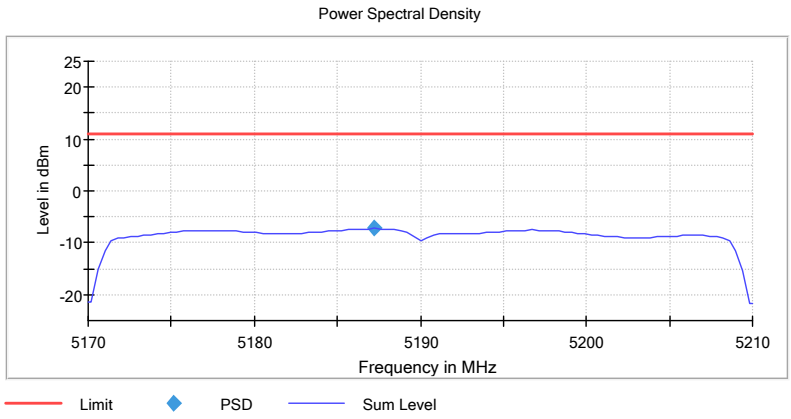

Measurement

Setting	Instrument Value	Target Value
Start Frequency	5.17000 GHz	5.17000 GHz
Stop Frequency	5.21000 GHz	5.21000 GHz
Span	40.000 MHz	40.000 MHz
RBW	1.000 MHz	<= 1.000 MHz
VBW	3.000 MHz	>= 3.000 MHz
SweepPoints	101	~ 80
Sweeptime	505.000 ms	505.000 ms
Reference Level	0.000 dBm	0.000 dBm
Attenuation	20.000 dB	AUTO
Detector	RMS	RMS
SweepCount	119	119
Filter	3 dB	3 dB
Trace Mode	Max Hold	Max Hold
Sweeptype	Sweep	AUTO
Preamp	off	off
Stablemode	Trace	Trace
Stablevalue	0.30 dB	0.30 dB
Run	4 / max. 15	max. 15
Stable	3 / 3	3
Max Stable Difference	0.08 dB	0.30 dB

Power Spectral Density (5230 MHz; 40 MHz)

Test according to FCC title 47 part 15 §15.407(a), KDB 789033 D02 General U-NII Test Procedures New Rules v02r01 II.F and ANSI C63.10-2013

Result

DUT Frequency (MHz)	Frequency (MHz)	PSD (dBm)	Limit Max (dBm)	Result
5230.000000	5237.524752	-7.807	11.0	PASS

Ports

Port	State
1	used
2	used

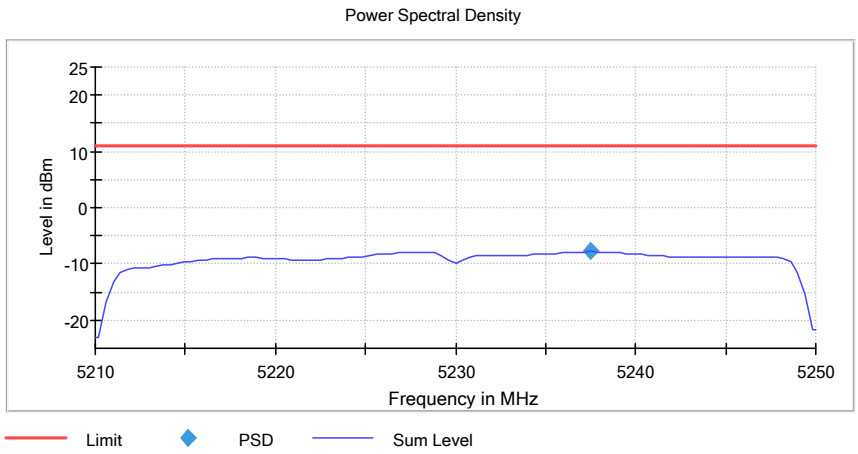

Measurement

Setting	Instrument Value	Target Value
Start Frequency	5.21000 GHz	5.21000 GHz
Stop Frequency	5.25000 GHz	5.25000 GHz
Span	40.000 MHz	40.000 MHz
RBW	1.000 MHz	<= 1.000 MHz
VBW	3.000 MHz	>= 3.000 MHz
SweepPoints	101	~ 80
Sweeptime	505.000 ms	505.000 ms
Reference Level	0.000 dBm	0.000 dBm
Attenuation	20.000 dB	AUTO
Detector	RMS	RMS
SweepCount	119	119
Filter	3 dB	3 dB
Trace Mode	Max Hold	Max Hold
Sweeptype	Sweep	AUTO
Preamp	off	off
Stablemode	Trace	Trace
Stablevalue	0.30 dB	0.30 dB
Run	4 / max. 15	max. 15
Stable	3 / 3	3
Max Stable Difference	0.09 dB	0.30 dB

Power Spectral Density (5270 MHz; 40 MHz)

Test according to FCC title 47 part 15 §15.407(a), KDB 789033 D02 General U-NII Test Procedures New Rules v02r01 II.F and ANSI C63.10-2013

Result

DUT Frequency (MHz)	Frequency (MHz)	PSD (dBm)	Limit Max (dBm)	Result
5270.000000	5267.623762	-7.748	11.0	PASS

Ports

Port	State
1	used
2	used

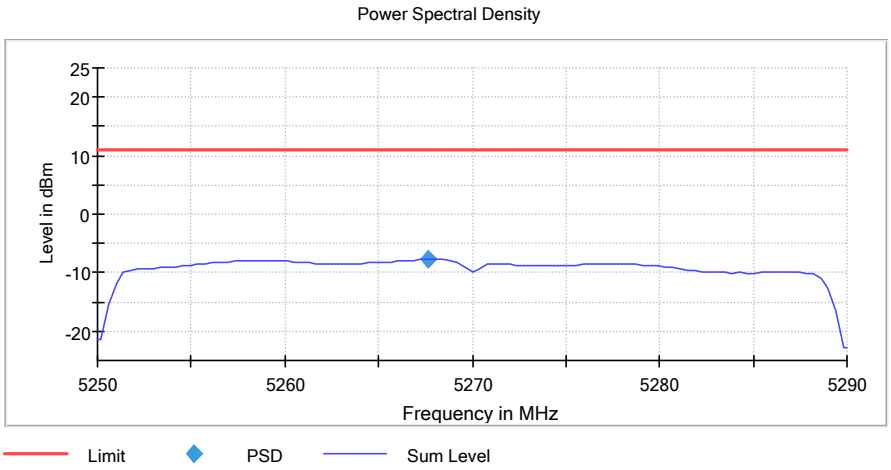

Measurement

Setting	Instrument Value	Target Value
Start Frequency	5.25000 GHz	5.25000 GHz
Stop Frequency	5.29000 GHz	5.29000 GHz
Span	40.000 MHz	40.000 MHz
RBW	1.000 MHz	<= 1.000 MHz
VBW	3.000 MHz	>= 3.000 MHz
SweepPoints	101	~ 80
Sweeptime	505.000 ms	505.000 ms
Reference Level	0.000 dBm	0.000 dBm
Attenuation	20.000 dB	AUTO
Detector	RMS	RMS
SweepCount	119	119
Filter	3 dB	3 dB
Trace Mode	Max Hold	Max Hold
Sweeptype	Sweep	AUTO
Preamp	off	off
Stablemode	Trace	Trace
Stablevalue	0.30 dB	0.30 dB
Run	4 / max. 15	max. 15
Stable	3 / 3	3
Max Stable Difference	0.15 dB	0.30 dB

Power Spectral Density (5310 MHz; 40 MHz)

Test according to FCC title 47 part 15 §15.407(a), KDB 789033 D02 General U-NII Test Procedures New Rules v02r01 II.F and ANSI C63.10-2013

Result

DUT Frequency (MHz)	Frequency (MHz)	PSD (dBm)	Limit Max (dBm)	Result
5310.000000	5308.415842	-7.861	11.0	PASS

Ports

Port	State
1	used
2	used

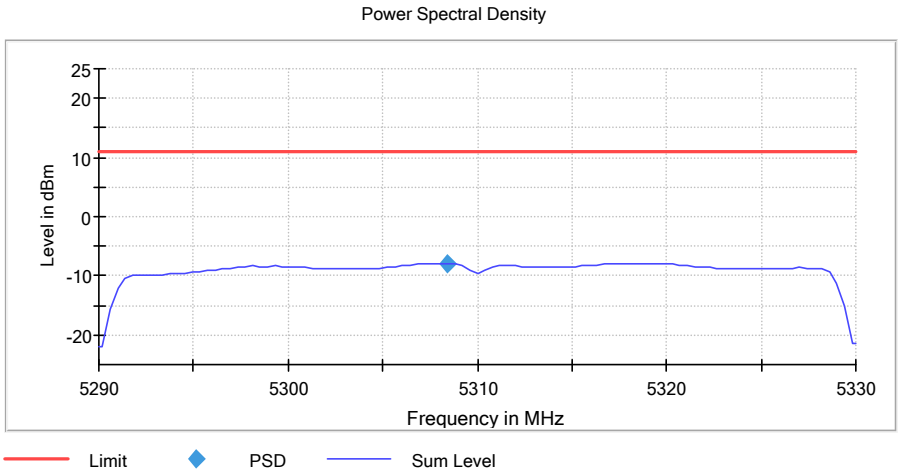

Measurement

Setting	Instrument Value	Target Value
Start Frequency	5.29000 GHz	5.29000 GHz
Stop Frequency	5.33000 GHz	5.33000 GHz
Span	40.000 MHz	40.000 MHz
RBW	1.000 MHz	<= 1.000 MHz
VBW	3.000 MHz	>= 3.000 MHz
SweepPoints	101	~ 80
Sweeptime	505.000 ms	505.000 ms
Reference Level	0.000 dBm	0.000 dBm
Attenuation	20.000 dB	AUTO
Detector	RMS	RMS
SweepCount	119	119
Filter	3 dB	3 dB
Trace Mode	Max Hold	Max Hold
Sweeptype	Sweep	AUTO
Preamp	off	off
Stablemode	Trace	Trace
Stablevalue	0.30 dB	0.30 dB
Run	4 / max. 15	max. 15
Stable	3 / 3	3
Max Stable Difference	0.00 dB	0.30 dB

Power Spectral Density (5510 MHz; 40 MHz)

Test according to FCC title 47 part 15 §15.407(a), KDB 789033 D02 General U-NII Test Procedures New Rules v02r01 II.F and ANSI C63.10-2013

Result

DUT Frequency (MHz)	Frequency (MHz)	PSD (dBm)	Limit Max (dBm)	Result
5510.000000	5511.980198	4.449	11.0	PASS

Ports

Port	State
1	used
2	used

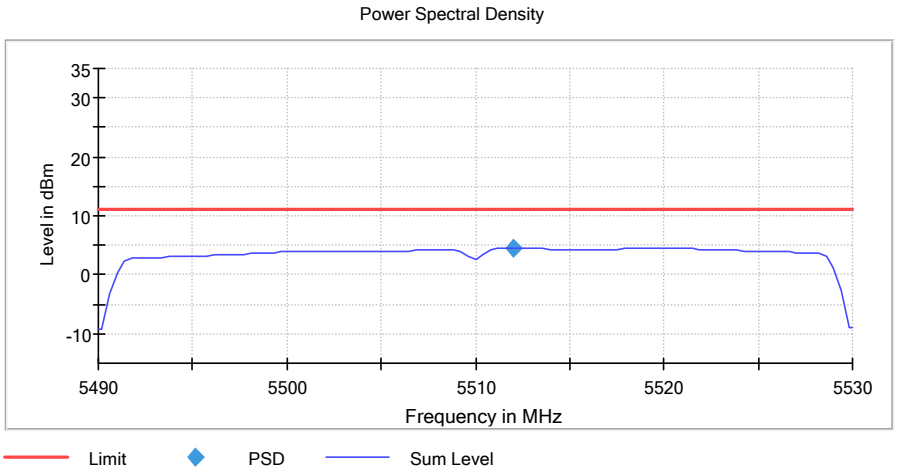

Measurement

Setting	Instrument Value	Target Value
Start Frequency	5.49000 GHz	5.49000 GHz
Stop Frequency	5.53000 GHz	5.53000 GHz
Span	40.000 MHz	40.000 MHz
RBW	1.000 MHz	<= 1.000 MHz
VBW	3.000 MHz	>= 3.000 MHz
SweepPoints	101	~ 80
Sweeptime	505.000 ms	505.000 ms
Reference Level	10.000 dBm	10.000 dBm
Attenuation	30.000 dB	AUTO
Detector	RMS	RMS
SweepCount	119	119
Filter	3 dB	3 dB
Trace Mode	Max Hold	Max Hold
Sweeptype	Sweep	AUTO
Preamp	off	off
Stablemode	Trace	Trace
Stablevalue	0.30 dB	0.30 dB
Run	4 / max. 15	max. 15
Stable	3 / 3	3
Max Stable Difference	0.00 dB	0.30 dB

Power Spectral Density (5550 MHz; 40 MHz)

Test according to FCC title 47 part 15 §15.407(a), KDB 789033 D02 General U-NII Test Procedures New Rules v02r01 II.F and ANSI C63.10-2013

Result

DUT Frequency (MHz)	Frequency (MHz)	PSD (dBm)	Limit Max (dBm)	Result
5550.000000	5551.584158	5.242	11.0	PASS

Ports

Port	State
1	used
2	used

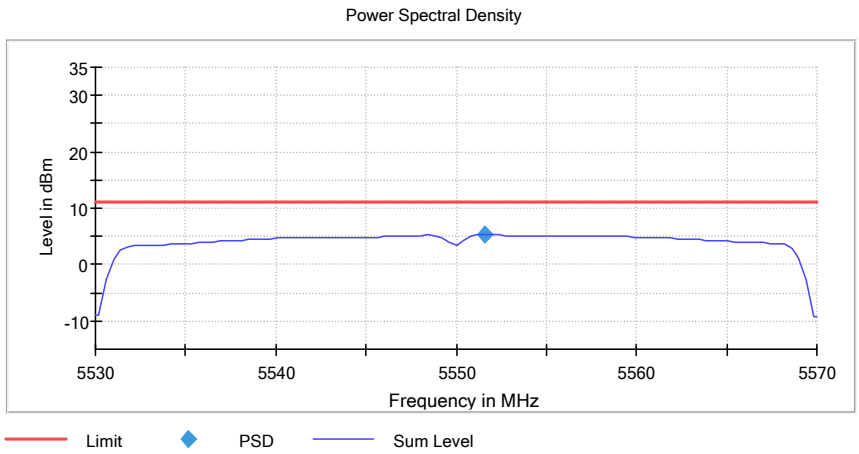

Measurement

Setting	Instrument Value	Target Value
Start Frequency	5.53000 GHz	5.53000 GHz
Stop Frequency	5.57000 GHz	5.57000 GHz
Span	40.000 MHz	40.000 MHz
RBW	1.000 MHz	<= 1.000 MHz
VBW	3.000 MHz	>= 3.000 MHz
SweepPoints	101	~ 80
Sweeptime	505.000 ms	505.000 ms
Reference Level	10.000 dBm	10.000 dBm
Attenuation	30.000 dB	AUTO
Detector	RMS	RMS
SweepCount	119	119
Filter	3 dB	3 dB
Trace Mode	Max Hold	Max Hold
Sweeptype	Sweep	AUTO
Preamp	off	off
Stablemode	Trace	Trace
Stablevalue	0.30 dB	0.30 dB
Run	4 / max. 15	max. 15
Stable	3 / 3	3
Max Stable Difference	0.00 dB	0.30 dB

Power Spectral Density (5670 MHz; 40 MHz)

Test according to FCC title 47 part 15 §15.407(a), KDB 789033 D02 General U-NII Test Procedures New Rules v02r01 II.F and ANSI C63.10-2013

Result

DUT Frequency (MHz)	Frequency (MHz)	PSD (dBm)	Limit Max (dBm)	Result
5670.000000	5671.584158	4.369	11.0	PASS

Ports

Port	State
1	used
2	used

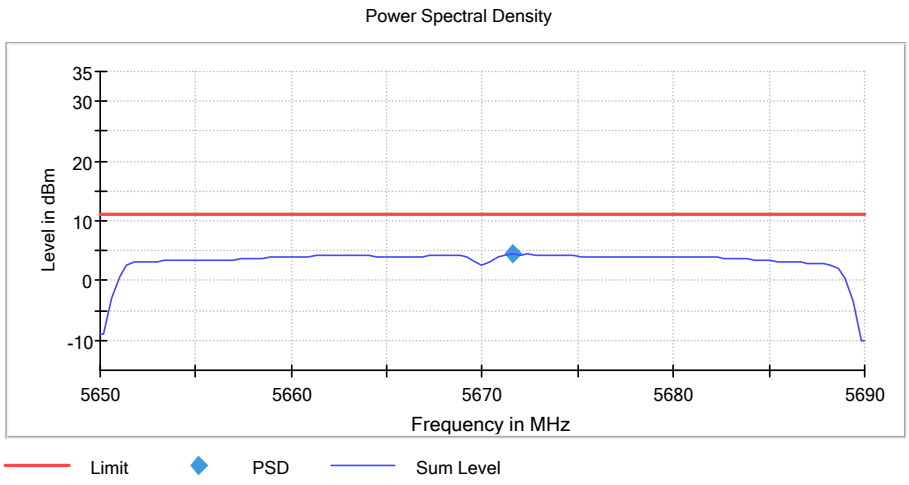

Measurement

Setting	Instrument Value	Target Value
Start Frequency	5.65000 GHz	5.65000 GHz
Stop Frequency	5.69000 GHz	5.69000 GHz
Span	40.000 MHz	40.000 MHz
RBW	1.000 MHz	<= 1.000 MHz
VBW	3.000 MHz	>= 3.000 MHz
SweepPoints	101	~ 80
Sweeptime	505.000 ms	505.000 ms
Reference Level	10.000 dBm	10.000 dBm
Attenuation	30.000 dB	AUTO
Detector	RMS	RMS
SweepCount	119	119
Filter	3 dB	3 dB
Trace Mode	Max Hold	Max Hold
Sweeptype	Sweep	AUTO
Preamp	off	off
Stablemode	Trace	Trace
Stablevalue	0.30 dB	0.30 dB
Run	4 / max. 15	max. 15
Stable	3 / 3	3
Max Stable Difference	0.00 dB	0.30 dB

Power Spectral Density (5710 MHz; 40 MHz)

Test according to FCC title 47 part 15 §15.407(a), KDB 789033 D02 General U-NII Test Procedures New Rules v02r01 II.F and ANSI C63.10-2013

Result

DUT Frequency (MHz)	Frequency (MHz)	PSD (dBm)	Limit Max (dBm)	Result
5710.000000	5703.267327	4.893	11.0	PASS

Ports

Port	State
1	used
2	used

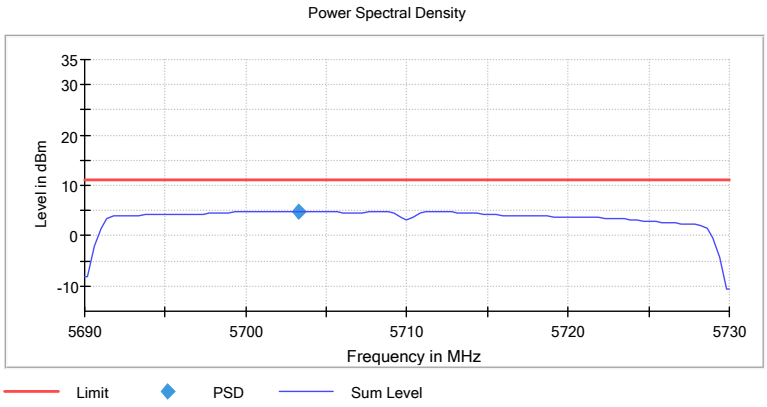

Measurement

Setting	Instrument Value	Target Value
Start Frequency	5.69000 GHz	5.69000 GHz
Stop Frequency	5.73000 GHz	5.73000 GHz
Span	40.000 MHz	40.000 MHz
RBW	1.000 MHz	<= 1.000 MHz
VBW	3.000 MHz	>= 3.000 MHz
SweepPoints	101	~ 80
Sweeptime	505.000 ms	505.000 ms
Reference Level	10.000 dBm	10.000 dBm
Attenuation	30.000 dB	AUTO
Detector	RMS	RMS
SweepCount	119	119
Filter	3 dB	3 dB
Trace Mode	Max Hold	Max Hold
Sweeptype	Sweep	AUTO
Preamp	off	off
Stablemode	Trace	Trace
Stablevalue	0.30 dB	0.30 dB
Run	4 / max. 15	max. 15
Stable	3 / 3	3
Max Stable Difference	0.04 dB	0.30 dB

Power Spectral Density (5755 MHz; 40 MHz)

Test according to FCC title 47 part 15 §15.407(a), KDB 789033 D02 General U-NII Test Procedures New Rules v02r01 II.F and ANSI C63.10-2013

Result

DUT Frequency (MHz)	Frequency (MHz)	PSD (dBm)	Limit Max (dBm)	Result
5755.000000	5757.625000	4.767	30.0	PASS

Ports

Port	State
1	used
2	used

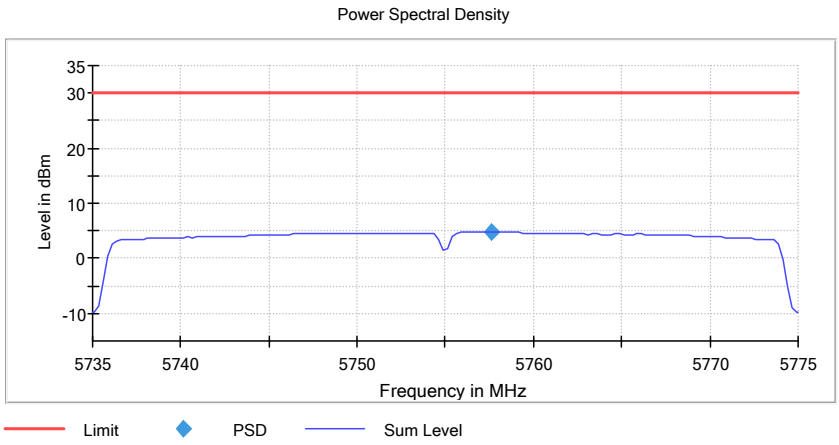

Measurement

Setting	Instrument Value	Target Value
Start Frequency	5.73500 GHz	5.73500 GHz
Stop Frequency	5.77500 GHz	5.77500 GHz
Span	40.000 MHz	40.000 MHz
RBW	500.000 kHz	<= 500.000 kHz
VBW	2.000 MHz	>= 1.500 MHz
SweepPoints	160	~ 160
Sweeptime	800.000 ms	800.000 ms
Reference Level	10.000 dBm	10.000 dBm
Attenuation	30.000 dB	AUTO
Detector	RMS	RMS
SweepCount	76	76
Filter	3 dB	3 dB
Trace Mode	Max Hold	Max Hold
Sweeptype	Sweep	AUTO
Preamp	off	off
Stablemode	Trace	Trace
Stablevalue	0.30 dB	0.30 dB
Run	4 / max. 15	max. 15
Stable	3 / 3	3
Max Stable Difference	0.00 dB	0.30 dB

Power Spectral Density (5795 MHz; 40 MHz)

Test according to FCC title 47 part 15 §15.407(a), KDB 789033 D02 General U-NII Test Procedures New Rules v02r01 II.F and ANSI C63.10-2013

Result

DUT Frequency (MHz)	Frequency (MHz)	PSD (dBm)	Limit Max (dBm)	Result
5795.000000	5797.625000	5.309	30.0	PASS

Ports

Port	State
1	used
2	used

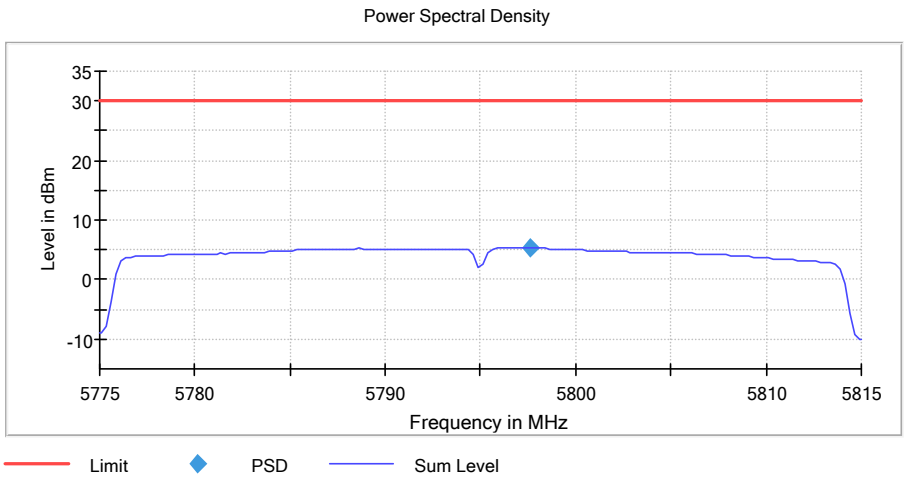

Measurement

Setting	Instrument Value	Target Value
Start Frequency	5.77500 GHz	5.77500 GHz
Stop Frequency	5.81500 GHz	5.81500 GHz
Span	40.000 MHz	40.000 MHz
RBW	500.000 kHz	<= 500.000 kHz
VBW	2.000 MHz	>= 1.500 MHz
SweepPoints	160	~ 160
Sweeptime	800.000 ms	800.000 ms
Reference Level	10.000 dBm	10.000 dBm
Attenuation	30.000 dB	AUTO
Detector	RMS	RMS
SweepCount	76	76
Filter	3 dB	3 dB
Trace Mode	Max Hold	Max Hold
Sweeptype	Sweep	AUTO
Preamp	off	off
Stablemode	Trace	Trace
Stablevalue	0.30 dB	0.30 dB
Run	4 / max. 15	max. 15
Stable	3 / 3	3
Max Stable Difference	0.02 dB	0.30 dB

802.11AX40(26RU):

Power Spectral Density (5190 MHz; 40 MHz)

Test according to FCC title 47 part 15 §15.407(a), KDB 789033 D02 General U-NII Test Procedures New Rules v02r01 II.F and ANSI C63.10-2013

Result

DUT Frequency (MHz)	Frequency (MHz)	PSD (dBm)	Limit Max (dBm)	Result
5190.000000	5172.178218	3.899	11.0	PASS

Ports

Port	State
1	used
2	used

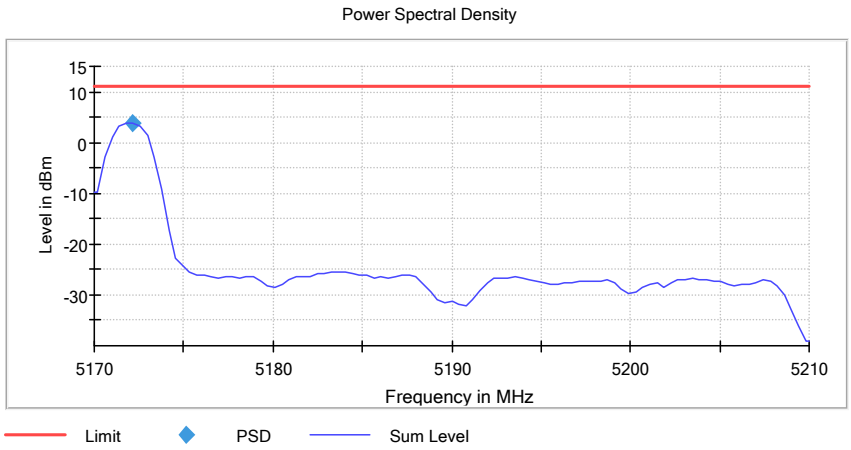

Measurement

Setting	Instrument Value	Target Value
Start Frequency	5.17000 GHz	5.17000 GHz
Stop Frequency	5.21000 GHz	5.21000 GHz
Span	40.000 MHz	40.000 MHz
RBW	1.000 MHz	<= 1.000 MHz
VBW	3.000 MHz	>= 3.000 MHz
SweepPoints	101	~ 80
Sweeptime	505.000 ms	505.000 ms
Reference Level	0.000 dBm	0.000 dBm
Attenuation	20.000 dB	AUTO
Detector	RMS	RMS
SweepCount	119	119
Filter	3 dB	3 dB
Trace Mode	Max Hold	Max Hold
Sweeptype	Sweep	AUTO
Preamp	off	off
Stablemode	Trace	Trace
Stablevalue	0.30 dB	0.30 dB
Run	4 / max. 15	max. 15
Stable	3 / 3	3
Max Stable Difference	0.03 dB	0.30 dB

Power Spectral Density (5230 MHz; 40 MHz)

Test according to FCC title 47 part 15 §15.407(a), KDB 789033 D02 General U-NII Test Procedures New Rules v02r01 II.F and ANSI C63.10-2013

Result

DUT Frequency (MHz)	Frequency (MHz)	PSD (dBm)	Limit Max (dBm)	Result
5230.000000	5212.178218	4.344	11.0	PASS

Ports

Port	State
1	used
2	used

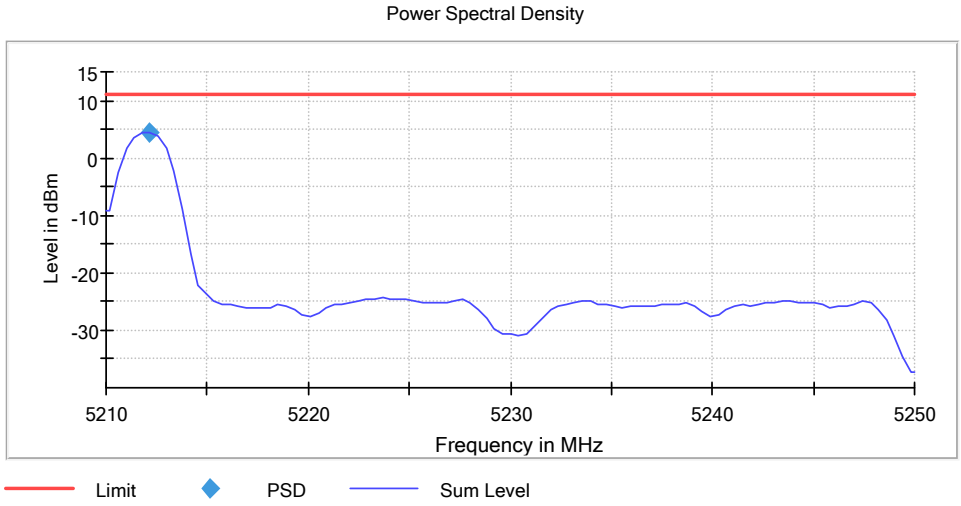

Measurement

Setting	Instrument Value	Target Value
Start Frequency	5.21000 GHz	5.21000 GHz
Stop Frequency	5.25000 GHz	5.25000 GHz
Span	40.000 MHz	40.000 MHz
RBW	1.000 MHz	<= 1.000 MHz
VBW	3.000 MHz	>= 3.000 MHz
SweepPoints	101	~ 80
Sweeptime	505.000 ms	505.000 ms
Reference Level	0.000 dBm	0.000 dBm
Attenuation	20.000 dB	AUTO
Detector	RMS	RMS
SweepCount	119	119
Filter	3 dB	3 dB
Trace Mode	Max Hold	Max Hold
Sweeptype	Sweep	AUTO
Preamp	off	off
Stablemode	Trace	Trace
Stablevalue	0.30 dB	0.30 dB
Run	4 / max. 15	max. 15
Stable	3 / 3	3
Max Stable Difference	0.00 dB	0.30 dB

Power Spectral Density (5270 MHz; 40 MHz)

Test according to FCC title 47 part 15 §15.407(a), KDB 789033 D02 General U-NII Test Procedures New Rules v02r01 II.F and ANSI C63.10-2013

Result

DUT Frequency (MHz)	Frequency (MHz)	PSD (dBm)	Limit Max (dBm)	Result
5270.000000	5252.178218	4.628	11.0	PASS

Ports

Port	State
1	used
2	used

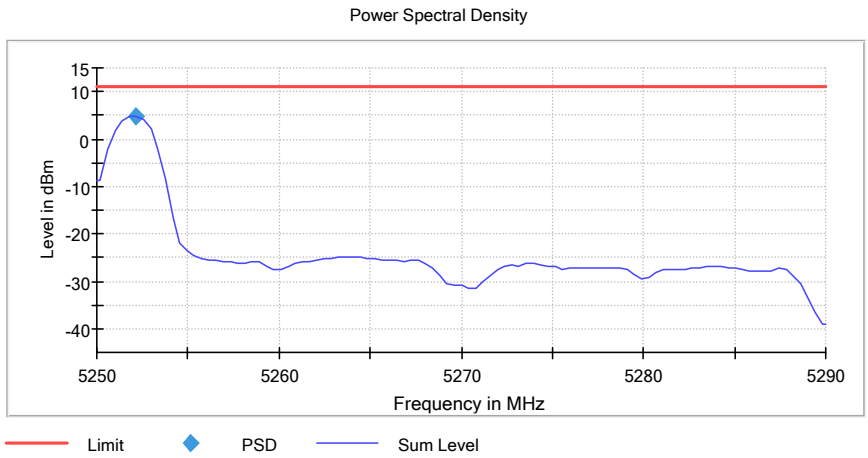

Measurement

Setting	Instrument Value	Target Value
Start Frequency	5.25000 GHz	5.25000 GHz
Stop Frequency	5.29000 GHz	5.29000 GHz
Span	40.000 MHz	40.000 MHz
RBW	1.000 MHz	<= 1.000 MHz
VBW	3.000 MHz	>= 3.000 MHz
SweepPoints	101	~ 80
Sweeptime	505.000 ms	505.000 ms
Reference Level	0.000 dBm	0.000 dBm
Attenuation	20.000 dB	AUTO
Detector	RMS	RMS
SweepCount	119	119
Filter	3 dB	3 dB
Trace Mode	Max Hold	Max Hold
Sweeptype	Sweep	AUTO
Preamp	off	off
Stablemode	Trace	Trace
Stablevalue	0.30 dB	0.30 dB
Run	4 / max. 15	max. 15
Stable	3 / 3	3
Max Stable Difference	0.00 dB	0.30 dB

Power Spectral Density (5310 MHz; 40 MHz)

Test according to FCC title 47 part 15 §15.407(a), KDB 789033 D02 General U-NII Test Procedures New Rules v02r01 II.F and ANSI C63.10-2013

Result

DUT Frequency (MHz)	Frequency (MHz)	PSD (dBm)	Limit Max (dBm)	Result
5310.000000	5292.178218	4.360	11.0	PASS

Ports

Port	State
1	used
2	used

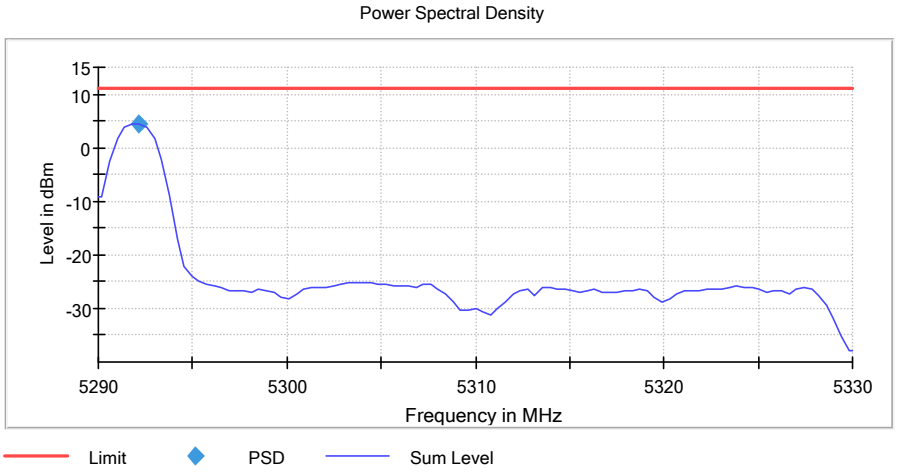

Measurement

Setting	Instrument Value	Target Value
Start Frequency	5.29000 GHz	5.29000 GHz
Stop Frequency	5.33000 GHz	5.33000 GHz
Span	40.000 MHz	40.000 MHz
RBW	1.000 MHz	<= 1.000 MHz
VBW	3.000 MHz	>= 3.000 MHz
SweepPoints	101	~ 80
Sweeptime	505.000 ms	505.000 ms
Reference Level	0.000 dBm	0.000 dBm
Attenuation	20.000 dB	AUTO
Detector	RMS	RMS
SweepCount	119	119
Filter	3 dB	3 dB
Trace Mode	Max Hold	Max Hold
Sweeptype	Sweep	AUTO
Preamp	off	off
Stablemode	Trace	Trace
Stablevalue	0.30 dB	0.30 dB
Run	4 / max. 15	max. 15
Stable	3 / 3	3
Max Stable Difference	0.07 dB	0.30 dB

Power Spectral Density (5510 MHz; 40 MHz)

Test according to FCC title 47 part 15 §15.407(a), KDB 789033 D02 General U-NII Test Procedures New Rules v02r01 II.F and ANSI C63.10-2013

Result

DUT Frequency (MHz)	Frequency (MHz)	PSD (dBm)	Limit Max (dBm)	Result
5510.000000	5491.782178	10.702	11.0	PASS

Ports

Port	State
1	used
2	used

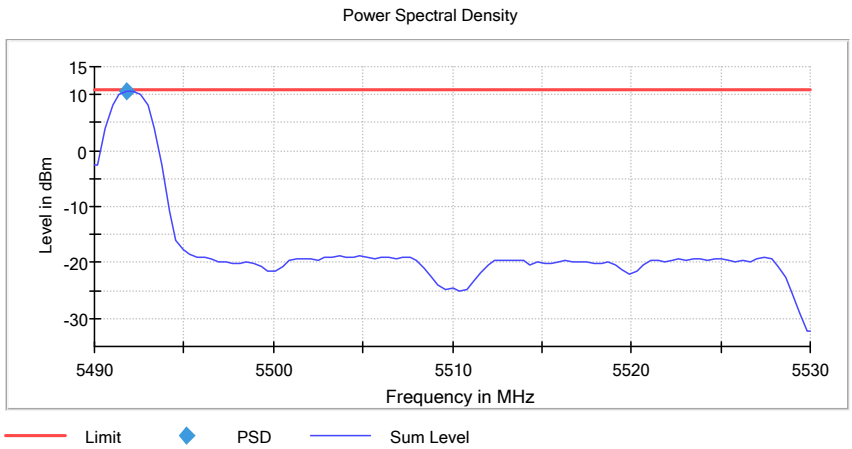

Measurement

Setting	Instrument Value	Target Value
Start Frequency	5.49000 GHz	5.49000 GHz
Stop Frequency	5.53000 GHz	5.53000 GHz
Span	40.000 MHz	40.000 MHz
RBW	1.000 MHz	<= 1.000 MHz
VBW	3.000 MHz	>= 3.000 MHz
SweepPoints	101	~ 80
Sweeptime	505.000 ms	505.000 ms
Reference Level	0.000 dBm	0.000 dBm
Attenuation	20.000 dB	AUTO
Detector	RMS	RMS
SweepCount	119	119
Filter	3 dB	3 dB
Trace Mode	Max Hold	Max Hold
Sweeptype	Sweep	AUTO
Preamp	off	off
Stablemode	Trace	Trace
Stablevalue	0.30 dB	0.30 dB
Run	4 / max. 15	max. 15
Stable	3 / 3	3
Max Stable Difference	0.00 dB	0.30 dB

Power Spectral Density (5550 MHz; 40 MHz)

Test according to FCC title 47 part 15 §15.407(a), KDB 789033 D02 General U-NII Test Procedures New Rules v02r01 II.F and ANSI C63.10-2013

Result

DUT Frequency (MHz)	Frequency (MHz)	PSD (dBm)	Limit Max (dBm)	Result
5550.000000	5531.782178	10.919	11.0	PASS

Ports

Port	State
1	used
2	used

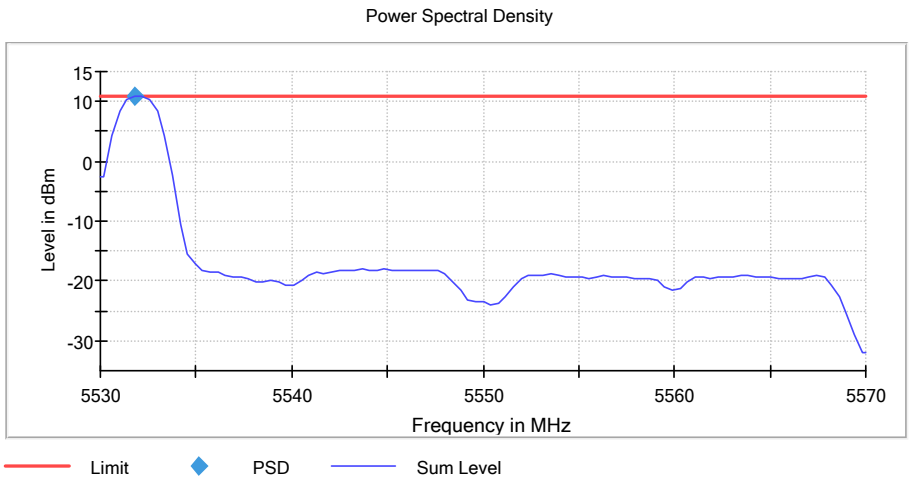

Measurement

Setting	Instrument Value	Target Value
Start Frequency	5.53000 GHz	5.53000 GHz
Stop Frequency	5.57000 GHz	5.57000 GHz
Span	40.000 MHz	40.000 MHz
RBW	1.000 MHz	<= 1.000 MHz
VBW	3.000 MHz	>= 3.000 MHz
SweepPoints	101	~ 80
Sweeptime	505.000 ms	505.000 ms
Reference Level	0.000 dBm	0.000 dBm
Attenuation	20.000 dB	AUTO
Detector	RMS	RMS
SweepCount	119	119
Filter	3 dB	3 dB
Trace Mode	Max Hold	Max Hold
Sweeptype	Sweep	AUTO
Preamp	off	off
Stablemode	Trace	Trace
Stablevalue	0.30 dB	0.30 dB
Run	4 / max. 15	max. 15
Stable	3 / 3	3
Max Stable Difference	0.00 dB	0.30 dB

Power Spectral Density (5670 MHz; 40 MHz)

Test according to FCC title 47 part 15 §15.407(a), KDB 789033 D02 General U-NII Test Procedures New Rules v02r01 II.F and ANSI C63.10-2013

Result

DUT Frequency (MHz)	Frequency (MHz)	PSD (dBm)	Limit Max (dBm)	Result
5670.000000	5651.782178	10.809	11.0	PASS

Ports

Port	State
1	used
2	used

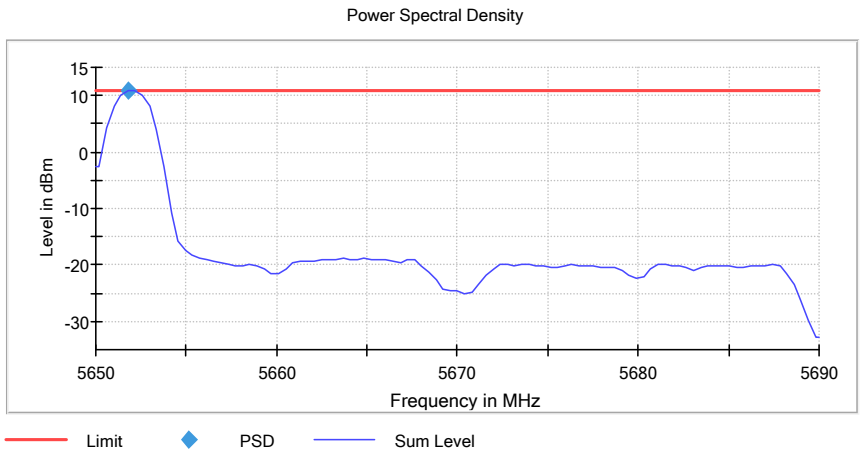

Measurement

Setting	Instrument Value	Target Value
Start Frequency	5.65000 GHz	5.65000 GHz
Stop Frequency	5.69000 GHz	5.69000 GHz
Span	40.000 MHz	40.000 MHz
RBW	1.000 MHz	<= 1.000 MHz
VBW	3.000 MHz	>= 3.000 MHz
SweepPoints	101	~ 80
Sweeptime	505.000 ms	505.000 ms
Reference Level	0.000 dBm	0.000 dBm
Attenuation	20.000 dB	AUTO
Detector	RMS	RMS
SweepCount	119	119
Filter	3 dB	3 dB
Trace Mode	Max Hold	Max Hold
Sweeptype	Sweep	AUTO
Preamp	off	off
Stablemode	Trace	Trace
Stablevalue	0.30 dB	0.30 dB
Run	4 / max. 15	max. 15
Stable	3 / 3	3
Max Stable Difference	0.00 dB	0.30 dB

Power Spectral Density (5710 MHz; 40 MHz)

Test according to FCC title 47 part 15 §15.407(a), KDB 789033 D02 General U-NII Test Procedures New Rules v02r01 II.F and ANSI C63.10-2013

Result

DUT Frequency (MHz)	Frequency (MHz)	PSD (dBm)	Limit Max (dBm)	Result
5710.000000	5692.178218	10.585	11.0	PASS

Ports

Port	State
1	used
2	used

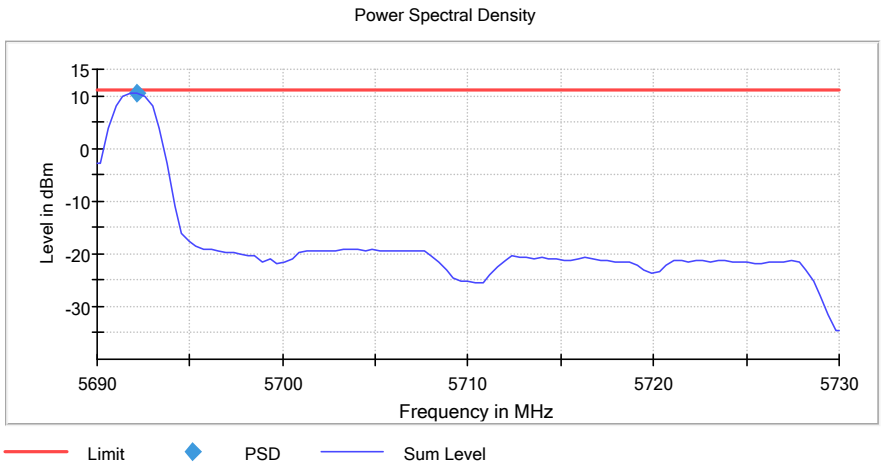

Measurement

Setting	Instrument Value	Target Value
Start Frequency	5.69000 GHz	5.69000 GHz
Stop Frequency	5.73000 GHz	5.73000 GHz
Span	40.000 MHz	40.000 MHz
RBW	1.000 MHz	<= 1.000 MHz
VBW	3.000 MHz	>= 3.000 MHz
SweepPoints	101	~ 80
Sweeptime	505.000 ms	505.000 ms
Reference Level	0.000 dBm	0.000 dBm
Attenuation	20.000 dB	AUTO
Detector	RMS	RMS
SweepCount	119	119
Filter	3 dB	3 dB
Trace Mode	Max Hold	Max Hold
Sweeptype	Sweep	AUTO
Preamp	off	off
Stablemode	Trace	Trace
Stablevalue	0.30 dB	0.30 dB
Run	4 / max. 15	max. 15
Stable	3 / 3	3
Max Stable Difference	0.00 dB	0.30 dB

Power Spectral Density (5755 MHz; 40 MHz)

Test according to FCC title 47 part 15 §15.407(a), KDB 789033 D02 General U-NII Test Procedures New Rules v02r01 II.F and ANSI C63.10-2013

Result

DUT Frequency (MHz)	Frequency (MHz)	PSD (dBm)	Limit Max (dBm)	Result
5755.000000	5736.875000	16.207	30.0	PASS

Ports

Port	State
1	used
2	used

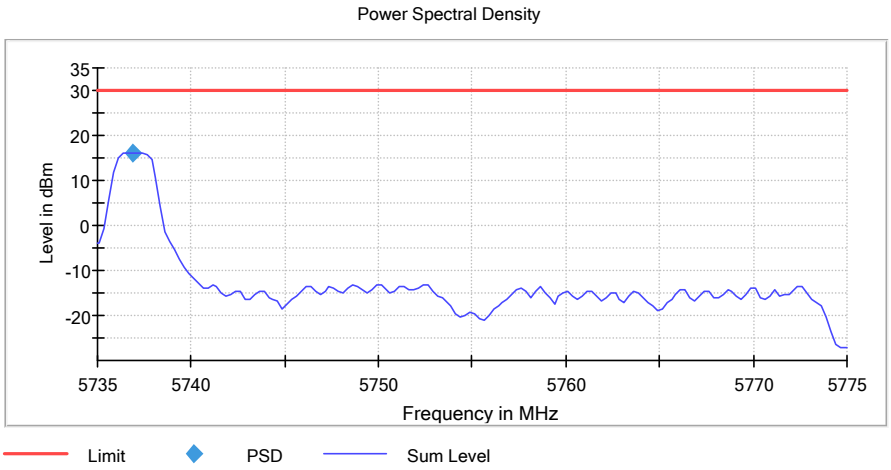

Measurement

Setting	Instrument Value	Target Value
Start Frequency	5.73500 GHz	5.73500 GHz
Stop Frequency	5.77500 GHz	5.77500 GHz
Span	40.000 MHz	40.000 MHz
RBW	500.000 kHz	<= 500.000 kHz
VBW	2.000 MHz	>= 1.500 MHz
SweepPoints	160	~ 160
Sweeptime	800.000 ms	800.000 ms
Reference Level	10.000 dBm	10.000 dBm
Attenuation	30.000 dB	AUTO
Detector	RMS	RMS
SweepCount	76	76
Filter	3 dB	3 dB
Trace Mode	Max Hold	Max Hold
Sweeptype	Sweep	AUTO
Preamp	off	off
Stablemode	Trace	Trace
Stablevalue	0.30 dB	0.30 dB
Run	4 / max. 15	max. 15
Stable	3 / 3	3
Max Stable Difference	0.00 dB	0.30 dB

Power Spectral Density (5795 MHz; 40 MHz)

Test according to FCC title 47 part 15 §15.407(a), KDB 789033 D02 General U-NII Test Procedures New Rules v02r01 II.F and ANSI C63.10-2013

Result

DUT Frequency (MHz)	Frequency (MHz)	PSD (dBm)	Limit Max (dBm)	Result
5795.000000	5776.875000	16.596	30.0	PASS

Ports

Port	State
1	used
2	used

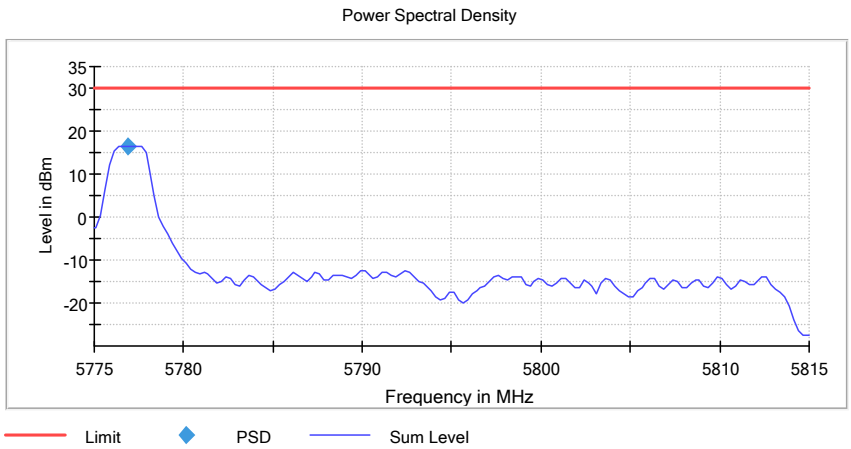

Measurement

Setting	Instrument Value	Target Value
Start Frequency	5.77500 GHz	5.77500 GHz
Stop Frequency	5.81500 GHz	5.81500 GHz
Span	40.000 MHz	40.000 MHz
RBW	500.000 kHz	<= 500.000 kHz
VBW	2.000 MHz	>= 1.500 MHz
SweepPoints	160	~ 160
Sweeptime	800.000 ms	800.000 ms
Reference Level	10.000 dBm	10.000 dBm
Attenuation	30.000 dB	AUTO
Detector	RMS	RMS
SweepCount	76	76
Filter	3 dB	3 dB
Trace Mode	Max Hold	Max Hold
Sweeptype	Sweep	AUTO
Preamp	off	off
Stablemode	Trace	Trace
Stablevalue	0.30 dB	0.30 dB
Run	4 / max. 15	max. 15
Stable	3 / 3	3
Max Stable Difference	0.00 dB	0.30 dB

802.11AC80:

Power Spectral Density (5210 MHz; 80 MHz)

Test according to FCC title 47 part 15 §15.407(a), KDB 789033 D02 General U-NII Test Procedures New Rules v02r01 II.F and ANSI C63.10-2013

Result

DUT Frequency (MHz)	Frequency (MHz)	PSD (dBm)	Limit Max (dBm)	Result
5210.000000	5227.750000	-10.474	11.0	PASS

Ports

Port	State
1	used
2	used

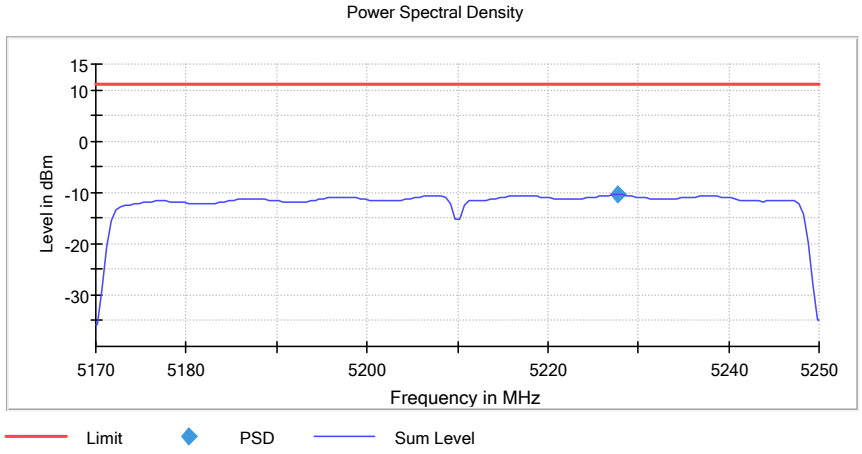

Measurement

Setting	Instrument Value	Target Value
Start Frequency	5.17000 GHz	5.17000 GHz
Stop Frequency	5.25000 GHz	5.25000 GHz
Span	80.000 MHz	80.000 MHz
RBW	1.000 MHz	<= 1.000 MHz
VBW	3.000 MHz	>= 3.000 MHz
SweepPoints	160	~ 160
Sweeptime	800.000 ms	800.000 ms
Reference Level	0.000 dBm	0.000 dBm
Attenuation	20.000 dB	AUTO
Detector	RMS	RMS
SweepCount	76	76
Filter	3 dB	3 dB
Trace Mode	Max Hold	Max Hold
Sweeptype	Sweep	AUTO
Preamp	off	off
Stablemode	Trace	Trace
Stablevalue	0.30 dB	0.30 dB
Run	4 / max. 15	max. 15
Stable	3 / 3	3
Max Stable Difference	0.16 dB	0.30 dB

Power Spectral Density (5290 MHz; 80 MHz)

Test according to FCC title 47 part 15 §15.407(a), KDB 789033 D02 General U-NII Test Procedures New Rules v02r01 II.F and ANSI C63.10-2013

Result

DUT Frequency (MHz)	Frequency (MHz)	PSD (dBm)	Limit Max (dBm)	Result
5290.000000	5267.750000	-10.501	11.0	PASS

Ports

Port	State
1	used
2	used

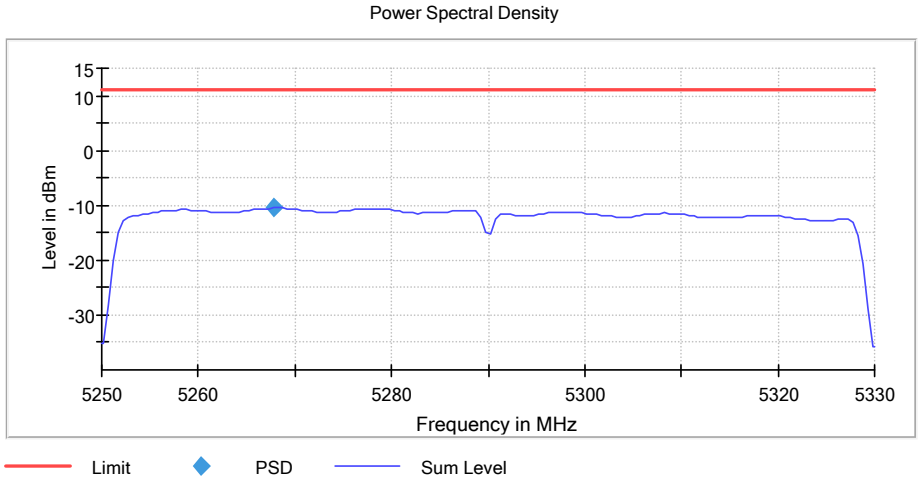

Measurement

Setting	Instrument Value	Target Value
Start Frequency	5.25000 GHz	5.25000 GHz
Stop Frequency	5.33000 GHz	5.33000 GHz
Span	80.000 MHz	80.000 MHz
RBW	1.000 MHz	<= 1.000 MHz
VBW	3.000 MHz	>= 3.000 MHz
SweepPoints	160	~ 160
Sweeptime	800.000 ms	800.000 ms
Reference Level	0.000 dBm	0.000 dBm
Attenuation	20.000 dB	AUTO
Detector	RMS	RMS
SweepCount	76	76
Filter	3 dB	3 dB
Trace Mode	Max Hold	Max Hold
Sweeptype	Sweep	AUTO
Preamp	off	off
Stablemode	Trace	Trace
Stablevalue	0.30 dB	0.30 dB
Run	4 / max. 15	max. 15
Stable	3 / 3	3
Max Stable Difference	0.12 dB	0.30 dB

Power Spectral Density (5530 MHz; 80 MHz)

Test according to FCC title 47 part 15 §15.407(a), KDB 789033 D02 General U-NII Test Procedures New Rules v02r01 II.F and ANSI C63.10-2013

Result

DUT Frequency (MHz)	Frequency (MHz)	PSD (dBm)	Limit Max (dBm)	Result
5530.000000	5541.250000	2.861	11.0	PASS

Ports

Port	State
1	used
2	used

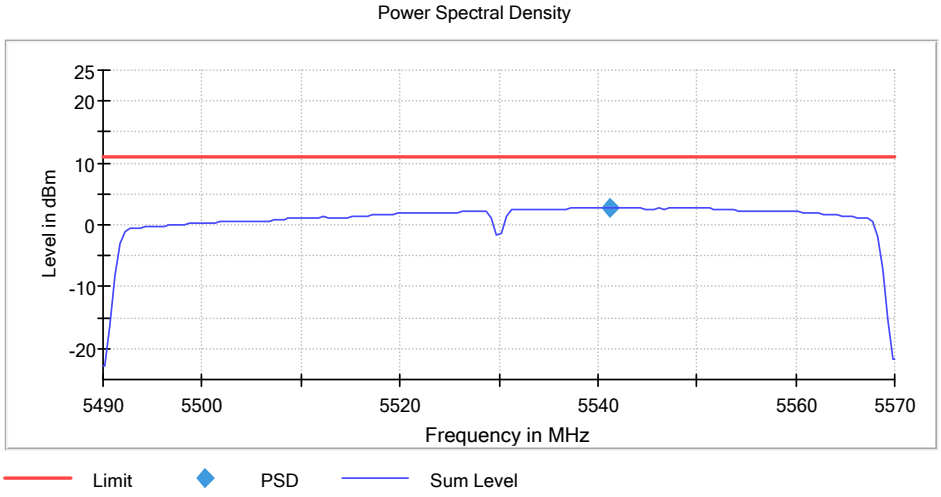

Measurement

Setting	Instrument Value	Target Value
Start Frequency	5.49000 GHz	5.49000 GHz
Stop Frequency	5.57000 GHz	5.57000 GHz
Span	80.000 MHz	80.000 MHz
RBW	1.000 MHz	<= 1.000 MHz
VBW	3.000 MHz	>= 3.000 MHz
SweepPoints	160	~ 160
Sweeptime	800.000 ms	800.000 ms
Reference Level	10.000 dBm	10.000 dBm
Attenuation	30.000 dB	AUTO
Detector	RMS	RMS
SweepCount	76	76
Filter	3 dB	3 dB
Trace Mode	Max Hold	Max Hold
Sweeptype	Sweep	AUTO
Preamp	off	off
Stablemode	Trace	Trace
Stablevalue	0.30 dB	0.30 dB
Run	4 / max. 15	max. 15
Stable	3 / 3	3
Max Stable Difference	0.02 dB	0.30 dB

Power Spectral Density (5610 MHz; 80 MHz)

Test according to FCC title 47 part 15 §15.407(a), KDB 789033 D02 General U-NII Test Procedures New Rules v02r01 II.F and ANSI C63.10-2013

Result

DUT Frequency (MHz)	Frequency (MHz)	PSD (dBm)	Limit Max (dBm)	Result
5610.000000	5612.250000	2.476	11.0	PASS

Ports

Port	State
1	used
2	used

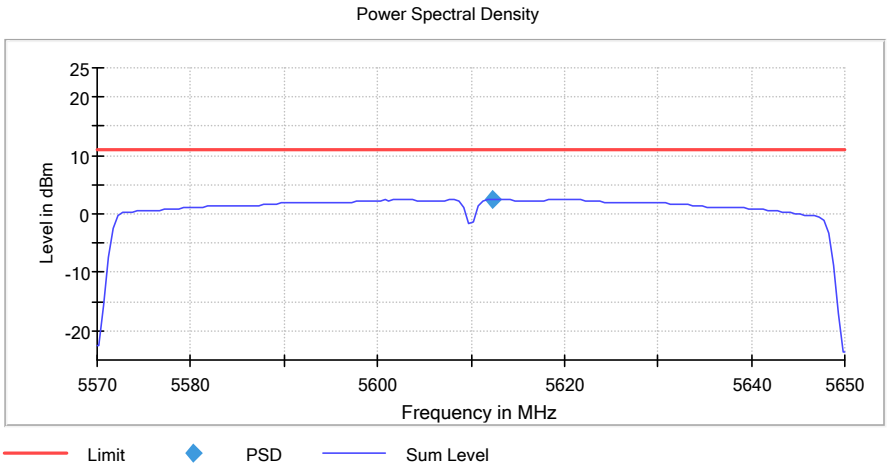

Measurement

Setting	Instrument Value	Target Value
Start Frequency	5.57000 GHz	5.57000 GHz
Stop Frequency	5.65000 GHz	5.65000 GHz
Span	80.000 MHz	80.000 MHz
RBW	1.000 MHz	<= 1.000 MHz
VBW	3.000 MHz	>= 3.000 MHz
SweepPoints	160	~ 160
Sweeptime	800.000 ms	800.000 ms
Reference Level	10.000 dBm	10.000 dBm
Attenuation	30.000 dB	AUTO
Detector	RMS	RMS
SweepCount	76	76
Filter	3 dB	3 dB
Trace Mode	Max Hold	Max Hold
Sweeptype	Sweep	AUTO
Preamp	off	off
Stablemode	Trace	Trace
Stablevalue	0.30 dB	0.30 dB
Run	4 / max. 15	max. 15
Stable	3 / 3	3
Max Stable Difference	0.06 dB	0.30 dB

Power Spectral Density (5690 MHz; 80 MHz)

Test according to FCC title 47 part 15 §15.407(a), KDB 789033 D02 General U-NII Test Procedures New Rules v02r01 II.F and ANSI C63.10-2013

Result

DUT Frequency (MHz)	Frequency (MHz)	PSD (dBm)	Limit Max (dBm)	Result
5690.000000	5691.750000	2.020	11.0	PASS

Ports

Port	State
1	used
2	used

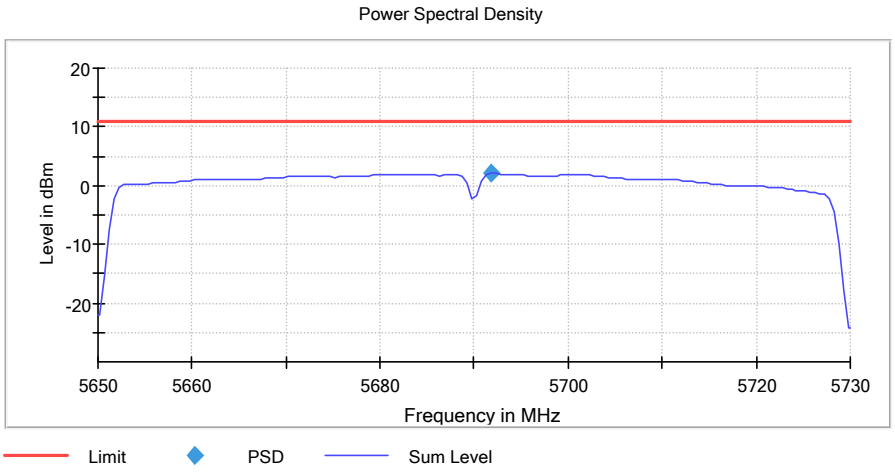

Measurement

Setting	Instrument Value	Target Value
Start Frequency	5.65000 GHz	5.65000 GHz
Stop Frequency	5.73000 GHz	5.73000 GHz
Span	80.000 MHz	80.000 MHz
RBW	1.000 MHz	<= 1.000 MHz
VBW	3.000 MHz	>= 3.000 MHz
SweepPoints	160	~ 160
Sweeptime	800.000 ms	800.000 ms
Reference Level	10.000 dBm	10.000 dBm
Attenuation	30.000 dB	AUTO
Detector	RMS	RMS
SweepCount	76	76
Filter	3 dB	3 dB
Trace Mode	Max Hold	Max Hold
Sweeptype	Sweep	AUTO
Preamp	off	off
Stablemode	Trace	Trace
Stablevalue	0.30 dB	0.30 dB
Run	4 / max. 15	max. 15
Stable	3 / 3	3
Max Stable Difference	0.04 dB	0.30 dB

Power Spectral Density (5775 MHz; 80 MHz)

Test according to FCC title 47 part 15 §15.407(a), KDB 789033 D02 General U-NII Test Procedures New Rules v02r01 II.F and ANSI C63.10-2013

Result

DUT Frequency (MHz)	Frequency (MHz)	PSD (dBm)	Limit Max (dBm)	Result
5775.000000	5787.375000	1.969	30.0	PASS

Ports

Port	State
1	used
2	used

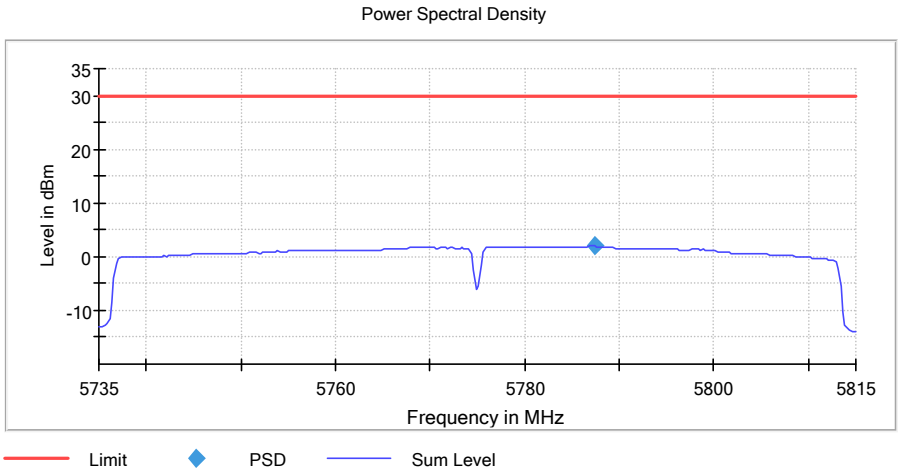

Measurement

Setting	Instrument Value	Target Value
Start Frequency	5.73500 GHz	5.73500 GHz
Stop Frequency	5.81500 GHz	5.81500 GHz
Span	80.000 MHz	80.000 MHz
RBW	500.000 kHz	<= 500.000 kHz
VBW	2.000 MHz	>= 1.500 MHz
SweepPoints	320	~ 320
Sweeptime	1.600 s	1.600 s
Reference Level	10.000 dBm	10.000 dBm
Attenuation	30.000 dB	AUTO
Detector	RMS	RMS
SweepCount	38	38
Filter	3 dB	3 dB
Trace Mode	Max Hold	Max Hold
Sweeptype	Sweep	AUTO
Preamp	off	off
Stablemode	Trace	Trace
Stablevalue	0.30 dB	0.30 dB
Run	4 / max. 15	max. 15
Stable	3 / 3	3
Max Stable Difference	0.00 dB	0.30 dB

802.11AX80 (Full RU):

Power Spectral Density (5210 MHz; 80 MHz)

Test according to FCC title 47 part 15 §15.407(a), KDB 789033 D02 General U-NII Test Procedures New Rules v02r01 II.F and ANSI C63.10-2013

Result

DUT Frequency (MHz)	Frequency (MHz)	PSD (dBm)	Limit Max (dBm)	Result
5210.000000	5227.750000	-10.837	11.0	PASS

Ports

Port	State
1	used
2	used

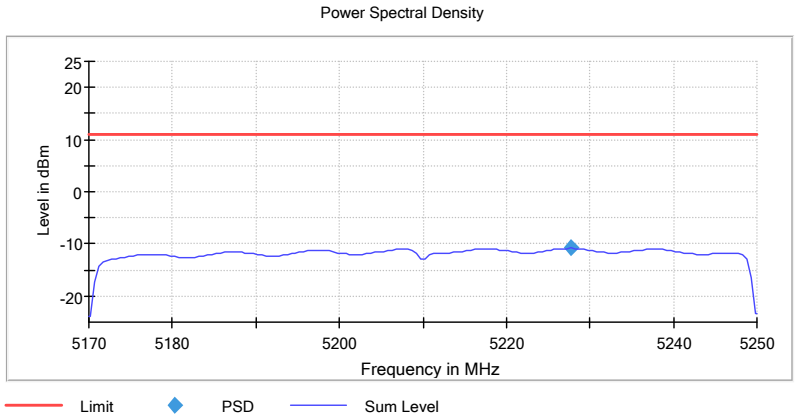

Measurement

Setting	Instrument Value	Target Value
Start Frequency	5.17000 GHz	5.17000 GHz
Stop Frequency	5.25000 GHz	5.25000 GHz
Span	80.000 MHz	80.000 MHz
RBW	1.000 MHz	<= 1.000 MHz
VBW	3.000 MHz	>= 3.000 MHz
SweepPoints	160	~ 160
Sweeptime	800.000 ms	800.000 ms
Reference Level	0.000 dBm	0.000 dBm
Attenuation	20.000 dB	AUTO
Detector	RMS	RMS
SweepCount	76	76
Filter	3 dB	3 dB
Trace Mode	Max Hold	Max Hold
Sweeptype	Sweep	AUTO
Preamp	off	off
Stablemode	Trace	Trace
Stablevalue	0.30 dB	0.30 dB
Run	4 / max. 15	max. 15
Stable	3 / 3	3
Max Stable Difference	0.00 dB	0.30 dB

Power Spectral Density (5290 MHz; 80 MHz)

Test according to FCC title 47 part 15 §15.407(a), KDB 789033 D02 General U-NII Test Procedures New Rules v02r01 II.F and ANSI C63.10-2013

Result

DUT Frequency (MHz)	Frequency (MHz)	PSD (dBm)	Limit Max (dBm)	Result
5290.000000	5268.250000	-10.824	11.0	PASS

Ports

Port	State
1	used
2	used

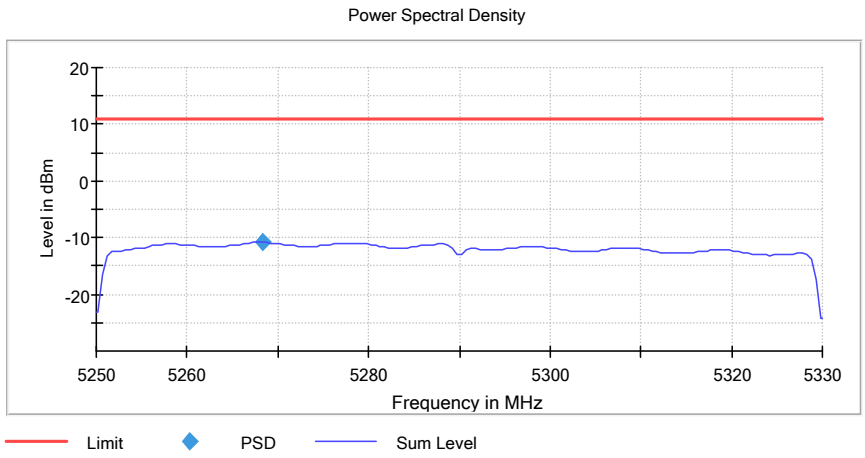

Measurement

Setting	Instrument Value	Target Value
Start Frequency	5.25000 GHz	5.25000 GHz
Stop Frequency	5.33000 GHz	5.33000 GHz
Span	80.000 MHz	80.000 MHz
RBW	1.000 MHz	<= 1.000 MHz
VBW	3.000 MHz	>= 3.000 MHz
SweepPoints	160	~ 160
Sweeptime	800.000 ms	800.000 ms
Reference Level	0.000 dBm	0.000 dBm
Attenuation	20.000 dB	AUTO
Detector	RMS	RMS
SweepCount	76	76
Filter	3 dB	3 dB
Trace Mode	Max Hold	Max Hold
Sweeptype	Sweep	AUTO
Preamp	off	off
Stablemode	Trace	Trace
Stablevalue	0.30 dB	0.30 dB
Run	4 / max. 15	max. 15
Stable	3 / 3	3
Max Stable Difference	0.00 dB	0.30 dB

Power Spectral Density (5530 MHz; 80 MHz)

Test according to FCC title 47 part 15 §15.407(a), KDB 789033 D02 General U-NII Test Procedures New Rules v02r01 II.F and ANSI C63.10-2013

Result

DUT Frequency (MHz)	Frequency (MHz)	PSD (dBm)	Limit Max (dBm)	Result
5530.000000	5540.250000	-10.196	11.0	PASS

Ports

Port	State
1	used
2	used

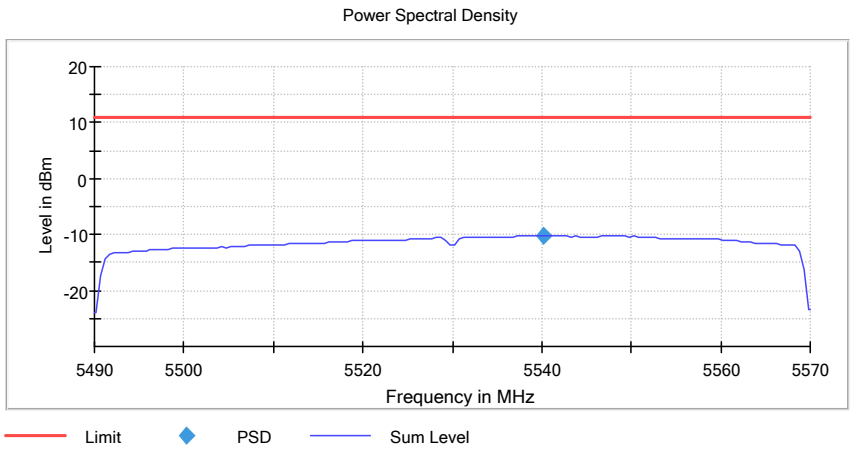

Measurement

Setting	Instrument Value	Target Value
Start Frequency	5.49000 GHz	5.49000 GHz
Stop Frequency	5.57000 GHz	5.57000 GHz
Span	80.000 MHz	80.000 MHz
RBW	1.000 MHz	<= 1.000 MHz
VBW	3.000 MHz	>= 3.000 MHz
SweepPoints	160	~ 160
Sweeptime	800.000 ms	800.000 ms
Reference Level	0.000 dBm	0.000 dBm
Attenuation	20.000 dB	AUTO
Detector	RMS	RMS
SweepCount	76	76
Filter	3 dB	3 dB
Trace Mode	Max Hold	Max Hold
Sweeptype	Sweep	AUTO
Preamp	off	off
Stablemode	Trace	Trace
Stablevalue	0.30 dB	0.30 dB
Run	4 / max. 15	max. 15
Stable	3 / 3	3
Max Stable Difference	0.00 dB	0.30 dB

Power Spectral Density (5610 MHz; 80 MHz)

Test according to FCC title 47 part 15 §15.407(a), KDB 789033 D02 General U-NII Test Procedures New Rules v02r01 II.F and ANSI C63.10-2013

Result

DUT Frequency (MHz)	Frequency (MHz)	PSD (dBm)	Limit Max (dBm)	Result
5610.000000	5611.750000	2.309	11.0	PASS

Ports

Port	State
1	used
2	used

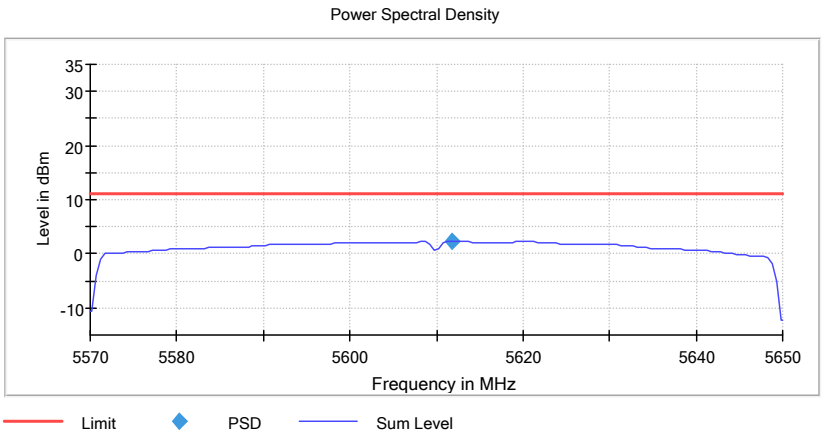

Measurement

Setting	Instrument Value	Target Value
Start Frequency	5.57000 GHz	5.57000 GHz
Stop Frequency	5.65000 GHz	5.65000 GHz
Span	80.000 MHz	80.000 MHz
RBW	1.000 MHz	<= 1.000 MHz
VBW	3.000 MHz	>= 3.000 MHz
SweepPoints	160	~ 160
Sweeptime	800.000 ms	800.000 ms
Reference Level	10.000 dBm	10.000 dBm
Attenuation	30.000 dB	AUTO
Detector	RMS	RMS
SweepCount	76	76
Filter	3 dB	3 dB
Trace Mode	Max Hold	Max Hold
Sweeptype	Sweep	AUTO
Preamp	off	off
Stablemode	Trace	Trace
Stablevalue	0.30 dB	0.30 dB
Run	4 / max. 15	max. 15
Stable	3 / 3	3
Max Stable Difference	0.00 dB	0.30 dB

Power Spectral Density (5690 MHz; 80 MHz)

Test according to FCC title 47 part 15 §15.407(a), KDB 789033 D02 General U-NII Test Procedures New Rules v02r01 II.F and ANSI C63.10-2013

Result

DUT Frequency (MHz)	Frequency (MHz)	PSD (dBm)	Limit Max (dBm)	Result
5690.000000	5692.250000	2.271	11.0	PASS

Ports

Port	State
1	used
2	used

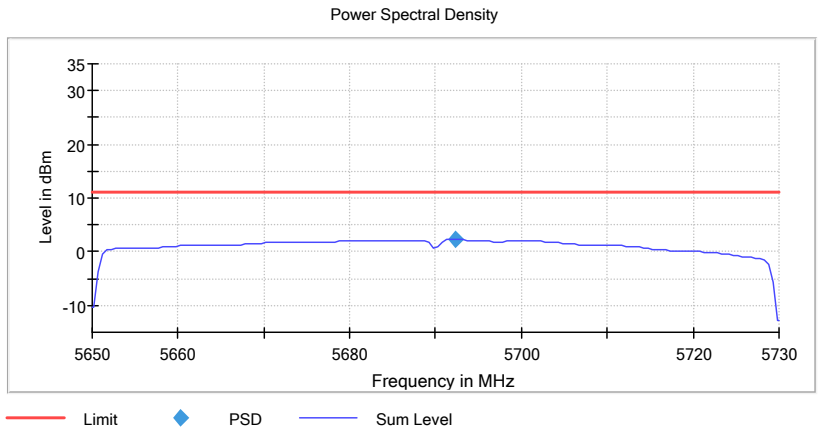

Measurement

Setting	Instrument Value	Target Value
Start Frequency	5.65000 GHz	5.65000 GHz
Stop Frequency	5.73000 GHz	5.73000 GHz
Span	80.000 MHz	80.000 MHz
RBW	1.000 MHz	<= 1.000 MHz
VBW	3.000 MHz	>= 3.000 MHz
SweepPoints	160	~ 160
Sweeptime	800.000 ms	800.000 ms
Reference Level	10.000 dBm	10.000 dBm
Attenuation	30.000 dB	AUTO
Detector	RMS	RMS
SweepCount	76	76
Filter	3 dB	3 dB
Trace Mode	Max Hold	Max Hold
Sweeptype	Sweep	AUTO
Preamp	off	off
Stablemode	Trace	Trace
Stablevalue	0.30 dB	0.30 dB
Run	4 / max. 15	max. 15
Stable	3 / 3	3
Max Stable Difference	0.04 dB	0.30 dB

Power Spectral Density (5775 MHz; 80 MHz)

Test according to FCC title 47 part 15 §15.407(a), KDB 789033 D02 General U-NII Test Procedures New Rules v02r01 II.F and ANSI C63.10-2013

Result

DUT Frequency (MHz)	Frequency (MHz)	PSD (dBm)	Limit Max (dBm)	Result
5775.000000	5777.625000	2.255	30.0	PASS

Ports

Port	State
1	used
2	used

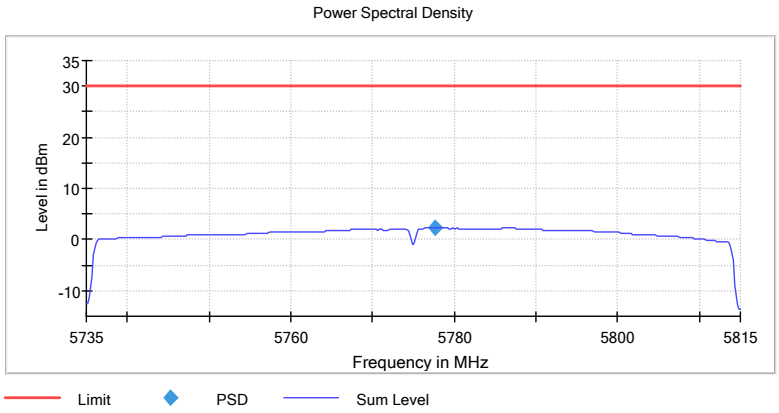

Measurement

Setting	Instrument Value	Target Value
Start Frequency	5.73500 GHz	5.73500 GHz
Stop Frequency	5.81500 GHz	5.81500 GHz
Span	80.000 MHz	80.000 MHz
RBW	500.000 kHz	<= 500.000 kHz
VBW	2.000 MHz	>= 1.500 MHz
SweepPoints	320	~ 320
Sweeptime	1.600 s	1.600 s
Reference Level	10.000 dBm	10.000 dBm
Attenuation	30.000 dB	AUTO
Detector	RMS	RMS
SweepCount	38	38
Filter	3 dB	3 dB
Trace Mode	Max Hold	Max Hold
Sweeptype	Sweep	AUTO
Preamp	off	off
Stablemode	Trace	Trace
Stablevalue	0.30 dB	0.30 dB
Run	4 / max. 15	max. 15
Stable	3 / 3	3
Max Stable Difference	0.07 dB	0.30 dB

802.11AX80 (26 RU):

Power Spectral Density (5210 MHz; 80 MHz)

Test according to FCC title 47 part 15 §15.407(a), KDB 789033 D02 General U-NII Test Procedures New Rules v02r01 II.F and ANSI C63.10-2013

Result

DUT Frequency (MHz)	Frequency (MHz)	PSD (dBm)	Limit Max (dBm)	Result
5210.000000	5171.750000	4.187	11.0	PASS

Ports

Port	State
1	used
2	used

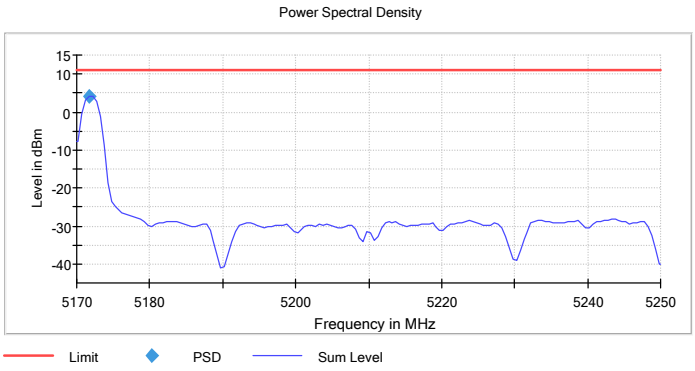

Measurement

Setting	Instrument Value	Target Value
Start Frequency	5.17000 GHz	5.17000 GHz
Stop Frequency	5.25000 GHz	5.25000 GHz
Span	80.000 MHz	80.000 MHz
RBW	1.000 MHz	<= 1.000 MHz
VBW	3.000 MHz	>= 3.000 MHz
SweepPoints	160	~ 160
Sweeptime	800.000 ms	800.000 ms
Reference Level	0.000 dBm	0.000 dBm
Attenuation	20.000 dB	AUTO
Detector	RMS	RMS
SweepCount	76	76
Filter	3 dB	3 dB
Trace Mode	Max Hold	Max Hold
Sweeptype	Sweep	AUTO
Preamp	off	off
Stablemode	Trace	Trace
Stablevalue	0.30 dB	0.30 dB
Run	4 / max. 15	max. 15
Stable	3 / 3	3
Max Stable Difference	0.00 dB	0.30 dB

Power Spectral Density (5290 MHz; 80 MHz)

Test according to FCC title 47 part 15 §15.407(a), KDB 789033 D02 General U-NII Test Procedures New Rules v02r01 II.F and ANSI C63.10-2013

Result

DUT Frequency (MHz)	Frequency (MHz)	PSD (dBm)	Limit Max (dBm)	Result
5290.000000	5251.750000	3.972	11.0	PASS

Ports

Port	State
1	used
2	used

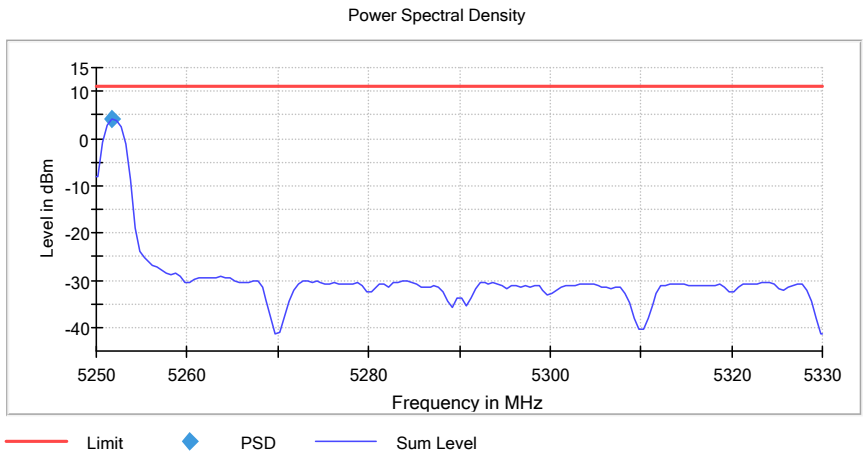

Measurement

Setting	Instrument Value	Target Value
Start Frequency	5.25000 GHz	5.25000 GHz
Stop Frequency	5.33000 GHz	5.33000 GHz
Span	80.000 MHz	80.000 MHz
RBW	1.000 MHz	<= 1.000 MHz
VBW	3.000 MHz	>= 3.000 MHz
SweepPoints	160	~ 160
Sweeptime	800.000 ms	800.000 ms
Reference Level	0.000 dBm	0.000 dBm
Attenuation	20.000 dB	AUTO
Detector	RMS	RMS
SweepCount	76	76
Filter	3 dB	3 dB
Trace Mode	Max Hold	Max Hold
Sweeptype	Sweep	AUTO
Preamp	off	off
Stablemode	Trace	Trace
Stablevalue	0.30 dB	0.30 dB
Run	4 / max. 15	max. 15
Stable	3 / 3	3
Max Stable Difference	0.00 dB	0.30 dB

Power Spectral Density (5530 MHz; 80 MHz)

Test according to FCC title 47 part 15 §15.407(a), KDB 789033 D02 General U-NII Test Procedures New Rules v02r01 II.F and ANSI C63.10-2013

Result

DUT Frequency (MHz)	Frequency (MHz)	PSD (dBm)	Limit Max (dBm)	Result
5530.000000	5491.750000	10.243	11.0	PASS

Ports

Port	State
1	used
2	used

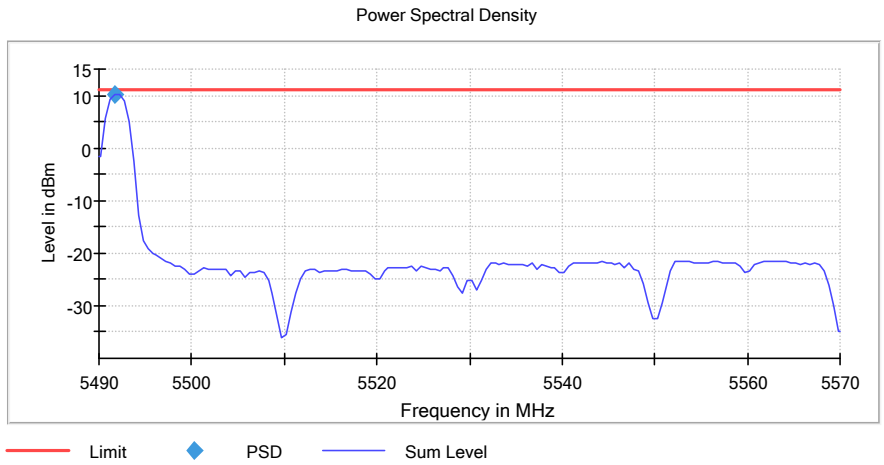

Measurement

Setting	Instrument Value	Target Value
Start Frequency	5.49000 GHz	5.49000 GHz
Stop Frequency	5.57000 GHz	5.57000 GHz
Span	80.000 MHz	80.000 MHz
RBW	1.000 MHz	<= 1.000 MHz
VBW	3.000 MHz	>= 3.000 MHz
SweepPoints	160	~ 160
Sweeptime	800.000 ms	800.000 ms
Reference Level	0.000 dBm	0.000 dBm
Attenuation	20.000 dB	AUTO
Detector	RMS	RMS
SweepCount	76	76
Filter	3 dB	3 dB
Trace Mode	Max Hold	Max Hold
Sweeptype	Sweep	AUTO
Preamp	off	off
Stablemode	Trace	Trace
Stablevalue	0.30 dB	0.30 dB
Run	4 / max. 15	max. 15
Stable	3 / 3	3
Max Stable Difference	0.00 dB	0.30 dB

Power Spectral Density (5610 MHz; 80 MHz)

Test according to FCC title 47 part 15 §15.407(a), KDB 789033 D02 General U-NII Test Procedures New Rules v02r01 II.F and ANSI C63.10-2013

Result

DUT Frequency (MHz)	Frequency (MHz)	PSD (dBm)	Limit Max (dBm)	Result
5610.000000	5571.750000	10.995	11.0	PASS

Ports

Port	State
1	used
2	used

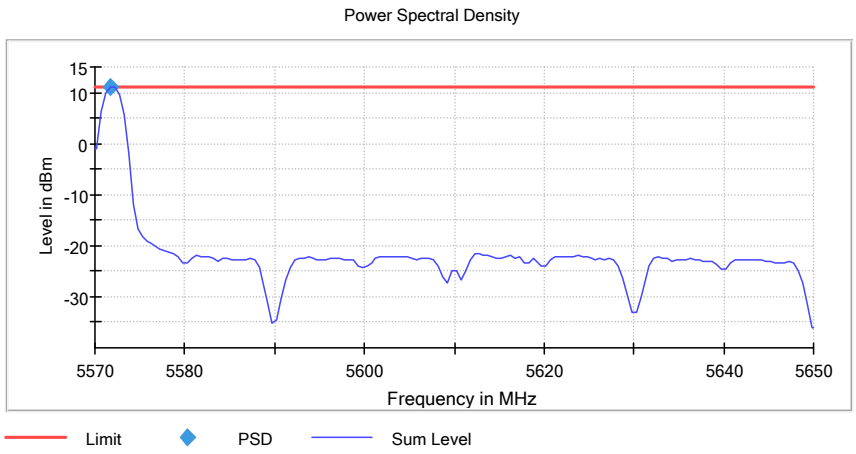

Measurement

Setting	Instrument Value	Target Value
Start Frequency	5.57000 GHz	5.57000 GHz
Stop Frequency	5.65000 GHz	5.65000 GHz
Span	80.000 MHz	80.000 MHz
RBW	1.000 MHz	<= 1.000 MHz
VBW	3.000 MHz	>= 3.000 MHz
SweepPoints	160	~ 160
Sweeptime	800.000 ms	800.000 ms
Reference Level	0.000 dBm	0.000 dBm
Attenuation	20.000 dB	AUTO
Detector	RMS	RMS
SweepCount	76	76
Filter	3 dB	3 dB
Trace Mode	Max Hold	Max Hold
Sweeptype	Sweep	AUTO
Preamp	off	off
Stablemode	Trace	Trace
Stablevalue	0.30 dB	0.30 dB
Run	4 / max. 15	max. 15
Stable	3 / 3	3
Max Stable Difference	0.00 dB	0.30 dB

Power Spectral Density (5690 MHz; 80 MHz)

Test according to FCC title 47 part 15 §15.407(a), KDB 789033 D02 General U-NII Test Procedures New Rules v02r01 II.F and ANSI C63.10-2013

Result

DUT Frequency (MHz)	Frequency (MHz)	PSD (dBm)	Limit Max (dBm)	Result
5690.000000	5651.750000	10.160	11.0	PASS

Ports

Port	State
1	used
2	used

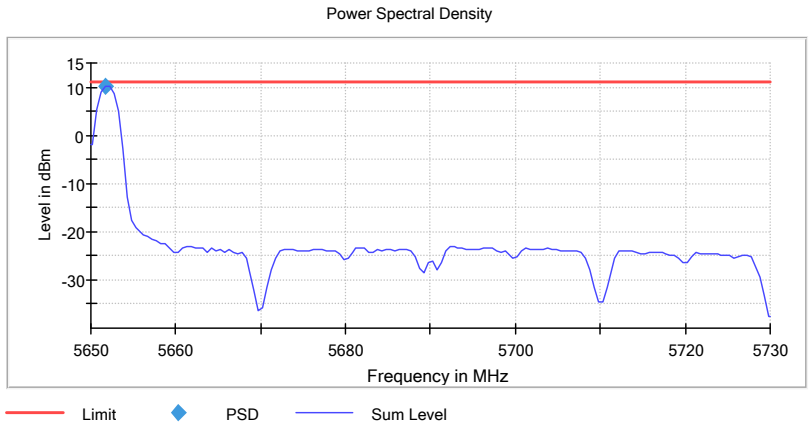

Measurement

Setting	Instrument Value	Target Value
Start Frequency	5.65000 GHz	5.65000 GHz
Stop Frequency	5.73000 GHz	5.73000 GHz
Span	80.000 MHz	80.000 MHz
RBW	1.000 MHz	<= 1.000 MHz
VBW	3.000 MHz	>= 3.000 MHz
SweepPoints	160	~ 160
Sweeptime	800.000 ms	800.000 ms
Reference Level	0.000 dBm	0.000 dBm
Attenuation	20.000 dB	AUTO
Detector	RMS	RMS
SweepCount	76	76
Filter	3 dB	3 dB
Trace Mode	Max Hold	Max Hold
Sweeptype	Sweep	AUTO
Preamp	off	off
Stablemode	Trace	Trace
Stablevalue	0.30 dB	0.30 dB
Run	4 / max. 15	max. 15
Stable	3 / 3	3
Max Stable Difference	0.01 dB	0.30 dB

Power Spectral Density (5775 MHz; 80 MHz)

Test according to FCC title 47 part 15 §15.407(a), KDB 789033 D02 General U-NII Test Procedures New Rules v02r01 II.F and ANSI C63.10-2013

Result

DUT Frequency (MHz)	Frequency (MHz)	PSD (dBm)	Limit Max (dBm)	Result
5775.000000	5736.875000	16.013	30.0	PASS

Ports

Port	State
1	used
2	used

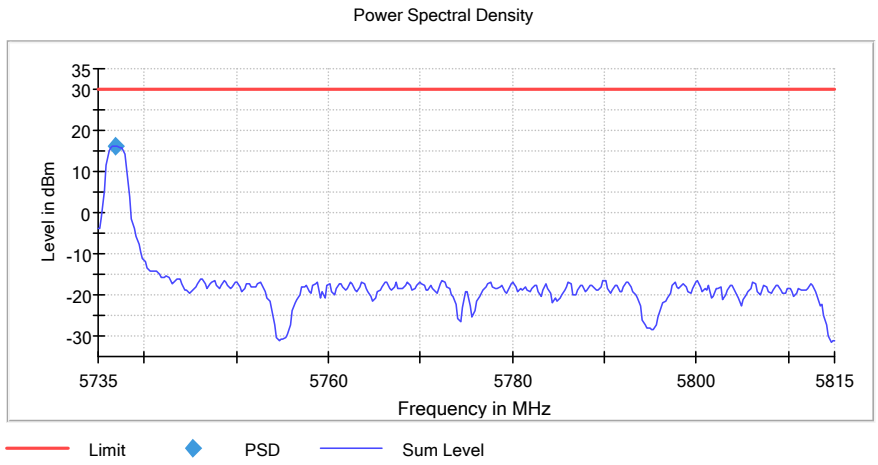

Measurement

Setting	Instrument Value	Target Value
Start Frequency	5.73500 GHz	5.73500 GHz
Stop Frequency	5.81500 GHz	5.81500 GHz
Span	80.000 MHz	80.000 MHz
RBW	500.000 kHz	<= 500.000 kHz
VBW	2.000 MHz	>= 1.500 MHz
SweepPoints	320	~ 320
Sweeptime	1.600 s	1.600 s
Reference Level	10.000 dBm	10.000 dBm
Attenuation	30.000 dB	AUTO
Detector	RMS	RMS
SweepCount	38	38
Filter	3 dB	3 dB
Trace Mode	Max Hold	Max Hold
Sweeptype	Sweep	AUTO
Preamp	off	off
Stablemode	Trace	Trace
Stablevalue	0.30 dB	0.30 dB
Run	4 / max. 15	max. 15
Stable	3 / 3	3
Max Stable Difference	0.00 dB	0.30 dB

4. Transmitter Spurious Emissions

Note:
1. Testing is carried out with frequency rang 9kHz to the tenth harmonics. And it verified that the emssions above 18GHz are just floor-nises, no need to report it.
2. The highest emissions are the fundamental waves.
2. The emissions more than 20dB below the limits not recorded.
3. All modes for required channel tested, only the worst-case reported.

4.1 Transmitter Spurious Emissions, Below 1GHz

EUT Information

EUT Name:	Telematics Module
Model:	GLM2037TK
Test Mode:	WIFI 5G_11a_Ch48
Order No/Sample No:	168444225/A003605994-003
Test Voltage::	DC 12V From DC Source
Remark:	Temp 24 Humi:50%
Test Standard:	FCC 15.407
Tested By:	Kei Zhang
Reviewed By:	Terry Yin

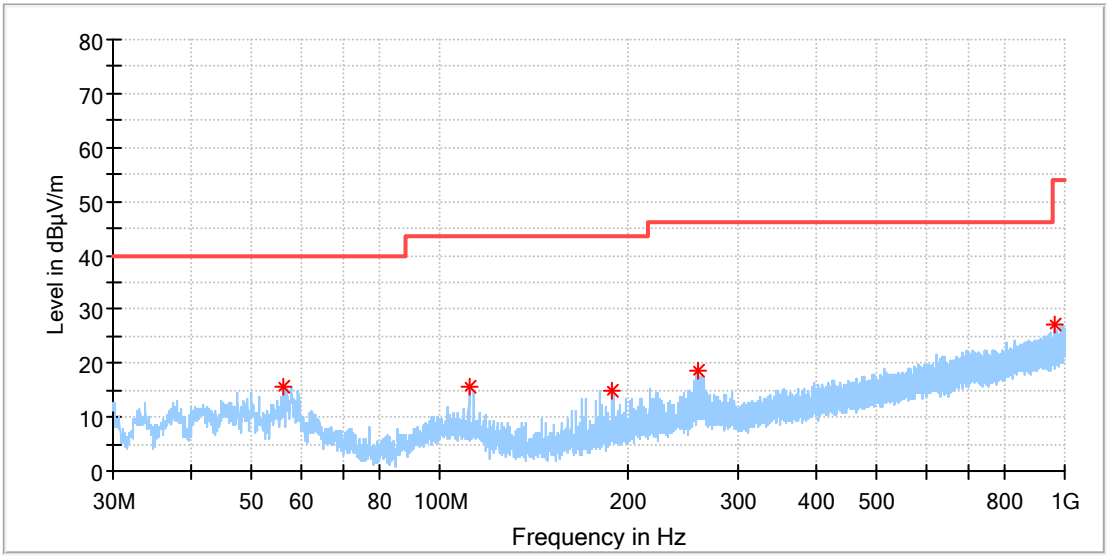

Critical_Freqs

Frequency (MHz)	MaxPeak (dBµV/m)	Limit (dBµV/m)	Margin (dB)	Height (cm)	Pol	Azimuth (deg)	Corr. (dB/m)
56.376539	15.69	40.00	24.31	100.0	H	76.0	-18.9
111.330769	15.72	43.50	27.78	100.0	H	135.0	-19.6
188.408462	14.85	43.50	28.65	100.0	H	152.0	-20.0
259.031923	18.55	46.00	27.45	100.0	H	175.0	-17.5
963.960769	27.12	54.00	26.88	100.0	H	215.0	-4.7

Final_Result

Frequency (MHz)	QuasiPeak (dBµV/m)	Limit (dBµV/m)	Margin (dB)	Height (cm)	Pol	Azimuth (deg)	Corr. (dB/m)
---	---	---	---	---		---	---

EUT Information

EUT Name:	Telematics Module
Model:	GLM2037TK
Test Mode:	WIFI 5G_11a_Ch48
Order No/Sample No:	168444225/A003605994-003
Test Voltage::	DC 12V From DC Source
Remark:	Temp 24 Humi:50%
Test Standard:	FCC 15.407
Tested By:	Kei Zhang
Reviewed By:	Terry Yin

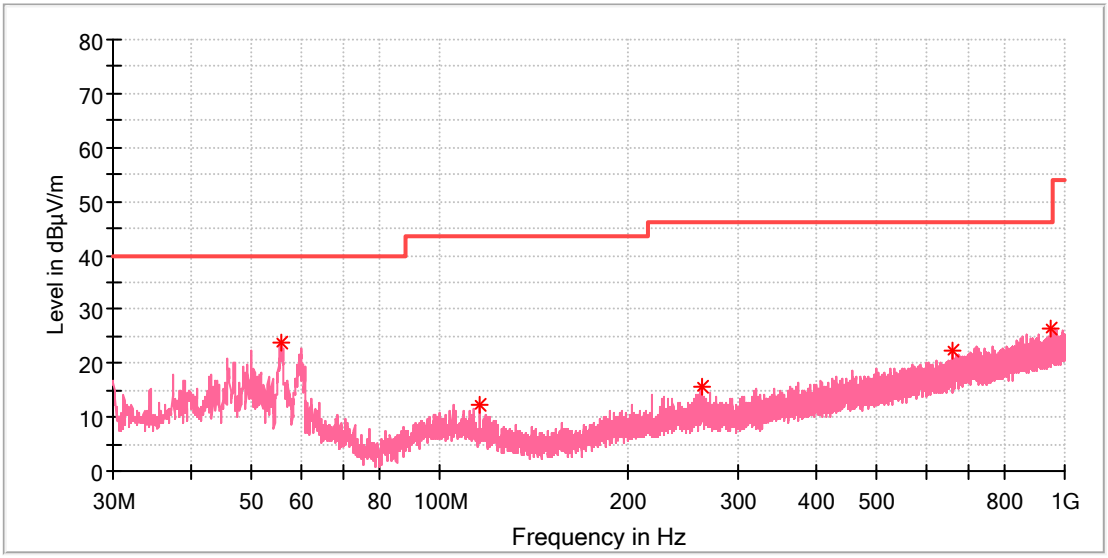

Critical_Freqs

Frequency (MHz)	MaxPeak (dBµV/m)	Limit (dBµV/m)	Margin (dB)	Height (cm)	Pol	Azimuth (deg)	Corr. (dB/m)
55.593077	23.74	40.00	16.26	100.0	V	345.0	-18.8
115.621154	12.28	43.50	31.22	100.0	V	202.0	-20.2
263.322308	15.45	46.00	30.55	100.0	V	145.0	-17.4
660.388077	22.29	46.00	23.71	100.0	V	345.0	-9.2
948.627308	26.23	46.00	19.77	100.0	V	92.0	-4.9

Final_Result

Frequency (MHz)	QuasiPeak (dBµV/m)	Limit (dBµV/m)	Margin (dB)	Height (cm)	Pol	Azimuth (deg)	Corr. (dB/m)
---	---	---	---	---		---	---

4.2 Transmitter Spurious Emissions, above 1GHz

Note: The highest waveform in the figure is Wi-Fi Fundamental.

U-NII-1 Band:

EUT Information

EUT Name:	Telematics Module
Model:	GLM2037TK
Test Mode:	WIFI 5G_11a_Ch36
Order No/Sample No:	168444225/A003605994-003
Test Voltage::	DC 12V From DC Source
Remark:	Temp 24 Humi:50%
Test Standard:	FCC 15.407
Tested By:	Kei Zhang
Reviewed By:	Terry Yin

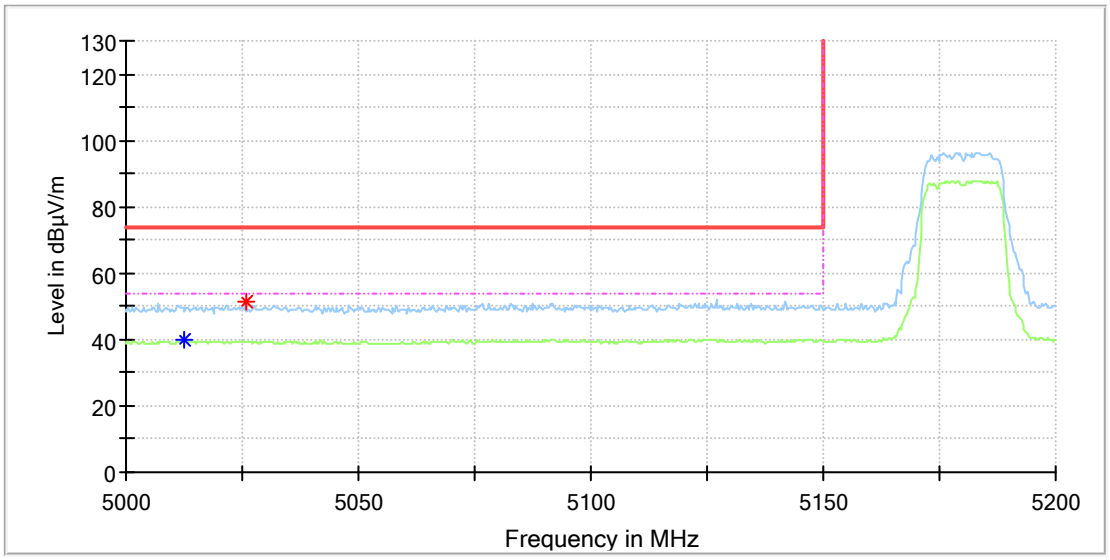

Critical_Freqs

Frequency (MHz)	MaxPeak (dBµV/m)	Average (dBµV/m)	Limit (dBµV/m)	Margin (dB)	Height (cm)	Pol	Azimuth (deg)	Corr. (dB/m)
5012.616667	---	39.67	54.00	14.33	150.0	H	122.0	11.9
5025.727778	51.63	---	74.00	22.37	150.0	H	134.0	11.9

Final_Result

Frequency (MHz)	MaxPeak (dBµV/m)	Limit (dBµV/m)	Margin (dB)	Height (cm)	Pol	Azimuth (deg)	Corr. (dB/m)
---	---	---	---	---		---	---

EUT Information

EUT Name:	Telematics Module
Model:	GLM2037TK
Test Mode:	WIFI 5G_11a_Ch36
Order No/Sample No:	168444225/A003605994-003
Test Voltage::	DC 12V From DC Source
Remark:	Temp 24 Humi:50%
Test Standard:	FCC 15.407
Tested By:	Kei Zhang
Reviewed By:	Terry Yin

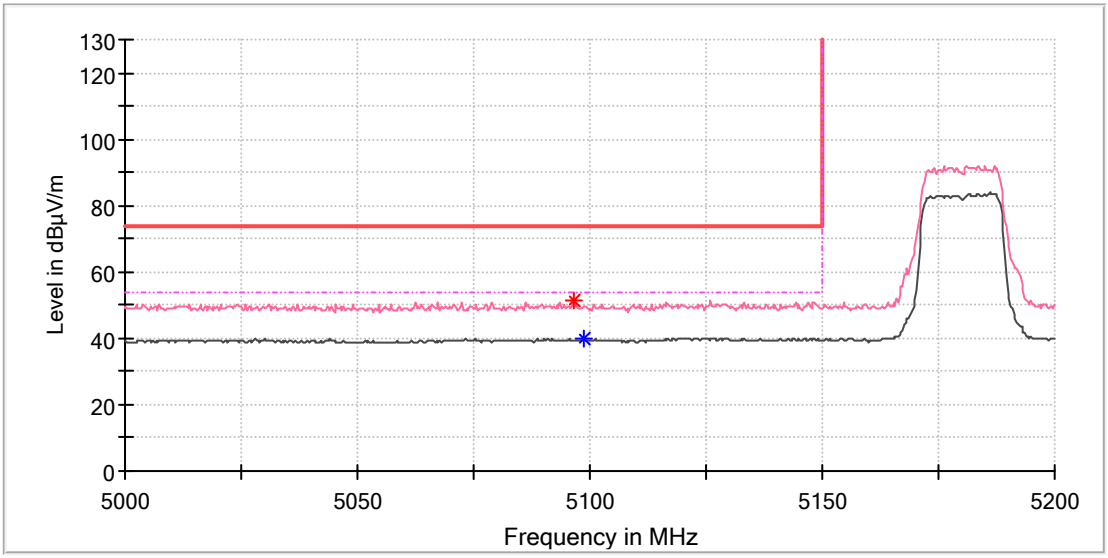

Critical_Freqs

Frequency (MHz)	MaxPeak (dBµV/m)	Average (dBµV/m)	Limit (dBµV/m)	Margin (dB)	Height (cm)	Pol	Azimuth (deg)	Corr. (dB/m)
5096.527778	51.47	---	74.00	22.53	150.0	V	318.0	12.2
5098.494445	---	39.83	54.00	14.17	150.0	V	216.0	12.2

Final_Result

Frequency (MHz)	MaxPeak (dBµV/m)	Limit (dBµV/m)	Margin (dB)	Height (cm)	Pol	Azimuth (deg)	Corr. (dB/m)
---	---	---	---	---		---	---

EUT Information

EUT Name:	Telematics Module
Model:	GLM2037TK
Test Mode:	WIFI 5G_11a_Ch48
Order No/Sample No:	168444225/A003605994-003
Test Voltage::	DC 12V From DC Source
Remark:	Temp 24 Humi:50%
Test Standard:	FCC 15.407
Tested By:	Kei Zhang
Reviewed By:	Terry Yin

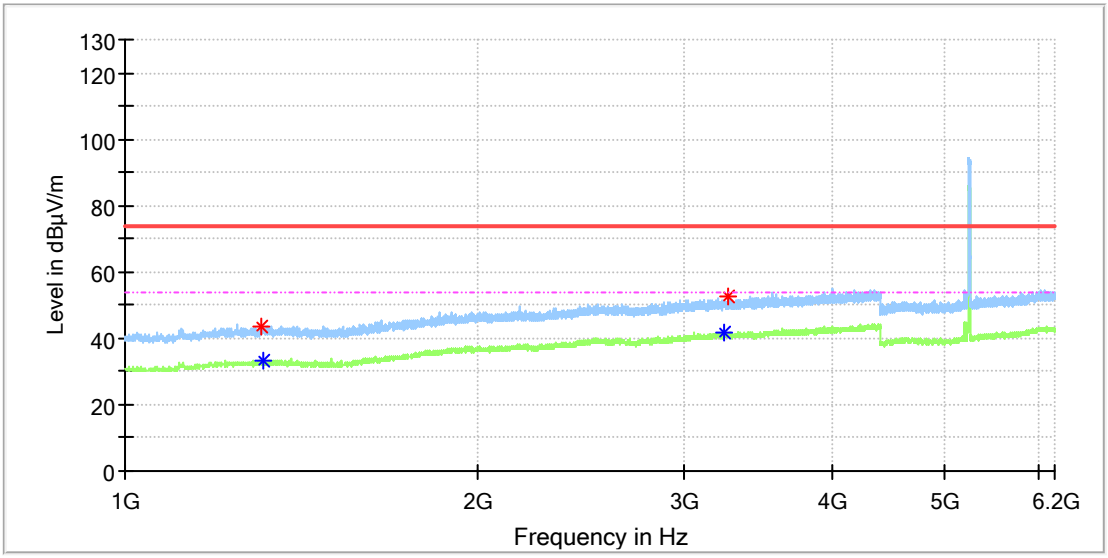

Critical_Freqs

Frequency (MHz)	MaxPeak (dBµV/m)	Average (dBµV/m)	Limit (dBµV/m)	Margin (dB)	Height (cm)	Pol	Azimuth (deg)	Corr. (dB/m)
1304.000000	43.52	---	74.00	30.48	150.0	H	51.0	1.9
1310.500000	---	33.19	54.00	20.81	150.0	H	134.0	2.0
3237.500000	---	41.94	54.00	12.06	150.0	H	94.0	8.5
3272.500000	52.40	---	74.00	21.60	150.0	H	57.0	8.5

Final_Result

Frequency (MHz)	MaxPeak (dBµV/m)	Limit (dBµV/m)	Margin (dB)	Height (cm)	Pol	Azimuth (deg)	Corr. (dB/m)
---	---	---	---	---		---	---

EUT Information

EUT Name:	Telematics Module
Model:	GLM2037TK
Test Mode:	WIFI 5G_11a_Ch48
Order No/Sample No:	168444225/A003605994-003
Test Voltage::	DC 12V From DC Source
Remark:	Temp 24 Humi:50%
Test Standard:	FCC 15.407
Tested By:	Kei Zhang
Reviewed By:	Terry Yin

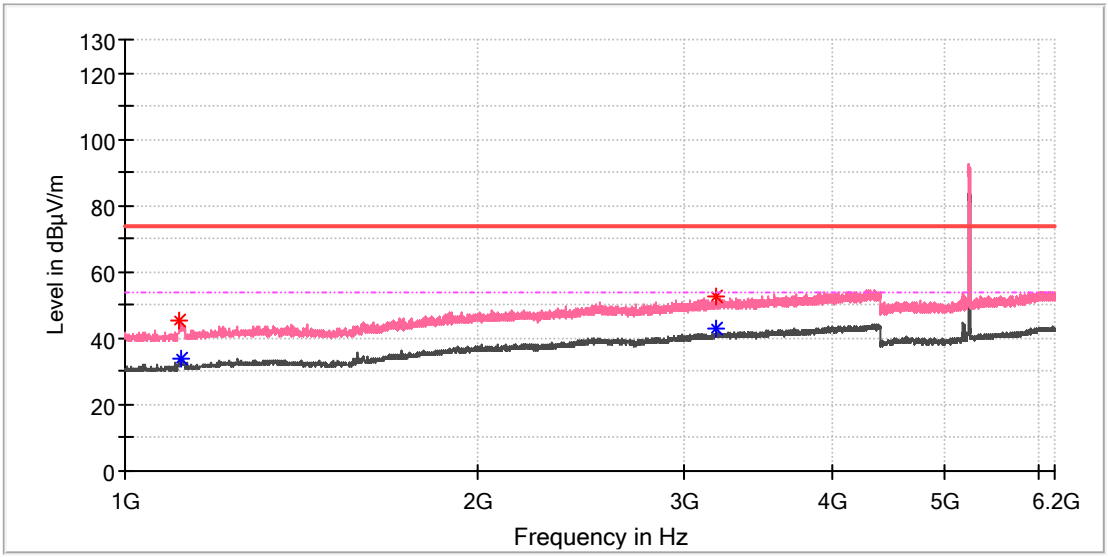

Critical_Freqs

Frequency (MHz)	MaxPeak (dBµV/m)	Average (dBµV/m)	Limit (dBµV/m)	Margin (dB)	Height (cm)	Pol	Azimuth (deg)	Corr. (dB/m)
1112.000000	45.14	---	74.00	28.86	150.0	V	280.0	0.0
1114.500000	---	33.93	54.00	20.07	150.0	V	268.0	0.1
3186.000000	---	43.15	54.00	10.85	150.0	V	260.0	8.6
3195.000000	52.42	---	74.00	21.58	150.0	V	33.0	8.6

Final_Result

Frequency (MHz)	MaxPeak (dBµV/m)	Limit (dBµV/m)	Margin (dB)	Height (cm)	Pol	Azimuth (deg)	Corr. (dB/m)
---	---	---	---	---		---	---

EUT Information

EUT Name:	Telematics Module
Model:	GLM2037TK
Test Mode:	WIFI 5G_11a_Ch48
Order No/Sample No:	168444225/A003605994-003
Test Voltage::	DC 12V From DC Source
Remark:	Temp 24 Humi:50%
Test Standard:	FCC 15.407
Tested By:	Kei Zhang
Reviewed By:	Terry Yin

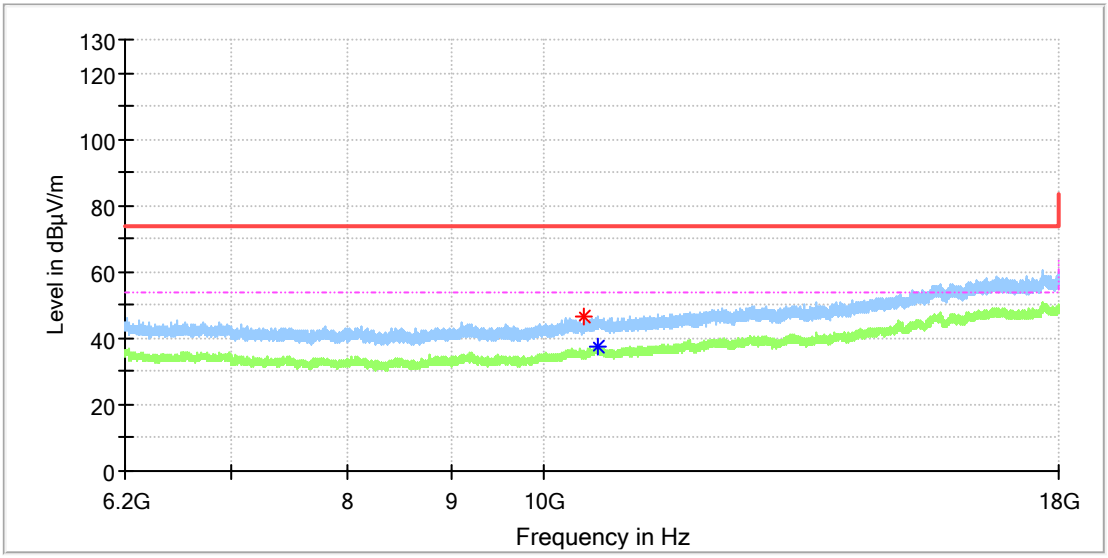

Critical_Freqs

Frequency (MHz)	MaxPeak (dBµV/m)	Average (dBµV/m)	Limit (dBµV/m)	Margin (dB)	Height (cm)	Pol	Azimuth (deg)	Corr. (dB/m)
10467.175000	46.67	---	74.00	27.33	150.0	H	69.0	12.0
10625.983333	---	37.53	54.00	16.47	150.0	H	216.0	12.0

Final_Result

Frequency (MHz)	MaxPeak (dBµV/m)	Limit (dBµV/m)	Margin (dB)	Height (cm)	Pol	Azimuth (deg)	Corr. (dB/m)
---	---	---	---	---		---	---

EUT Information

EUT Name:	Telematics Module
Model:	GLM2037TK
Test Mode:	WIFI 5G_11a_Ch48
Order No/Sample No:	168444225/A003605994-003
Test Voltage::	DC 12V From DC Source
Remark:	Temp 24 Humi:50%
Test Standard:	FCC 15.407
Tested By:	Kei Zhang
Reviewed By:	Terry Yin

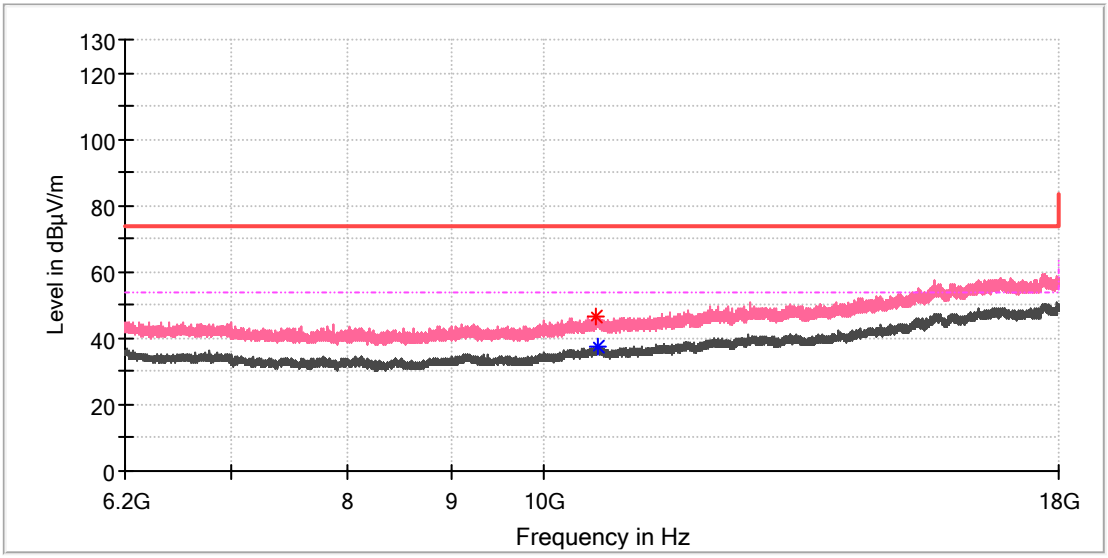

Critical_Freqs

Frequency (MHz)	MaxPeak (dBµV/m)	Average (dBµV/m)	Limit (dBµV/m)	Margin (dB)	Height (cm)	Pol	Azimuth (deg)	Corr. (dB/m)
10610.250000	46.46	---	74.00	27.54	150.0	V	282.0	12.0
10628.441667	---	37.50	54.00	16.50	150.0	V	0.0	12.0

Final_Result

Frequency (MHz)	MaxPeak (dBµV/m)	Limit (dBµV/m)	Margin (dB)	Height (cm)	Pol	Azimuth (deg)	Corr. (dB/m)
---	---	---	---	---		---	---

EUT Information

EUT Name:	Telematics Module
Model:	GLM2037TK
Test Mode:	WIFI 5G_11ac40_Ch38
Order No/Sample No:	168444225/A003605994-003
Test Voltage::	DC 12V From DC Source
Remark:	Temp 24 Humi:50%
Test Standard:	FCC 15.407
Tested By:	Kei Zhang
Reviewed By:	Terry Yin

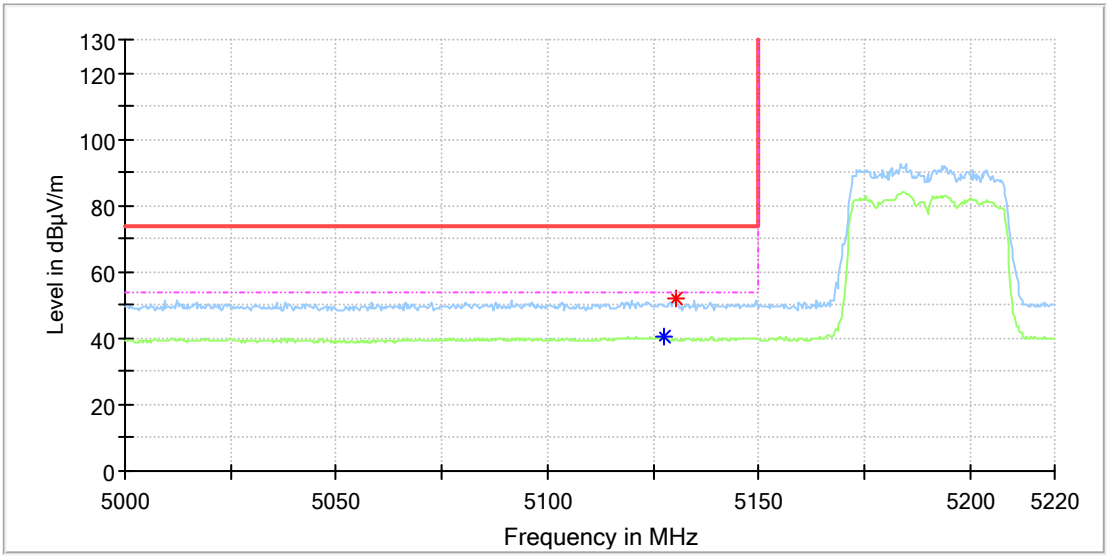

Critical_Freqs

Frequency (MHz)	MaxPeak (dBµV/m)	Average (dBµV/m)	Limit (dBµV/m)	Margin (dB)	Height (cm)	Pol	Azimuth (deg)	Corr. (dB/m)
5127.666667	---	40.52	54.00	13.48	150.0	H	318.0	12.3
5130.288889	51.85	---	74.00	22.15	150.0	H	272.0	12.4

Final_Result

Frequency (MHz)	MaxPeak (dBµV/m)	Limit (dBµV/m)	Margin (dB)	Height (cm)	Pol	Azimuth (deg)	Corr. (dB/m)
---	---	---	---	---		---	---

EUT Information

EUT Name:	Telematics Module
Model:	GLM2037TK
Test Mode:	WIFI 5G_11ac40_Ch38
Order No/Sample No:	168444225/A003605994-003
Test Voltage::	DC 12V From DC Source
Remark:	Temp 24 Humi:50%
Test Standard:	FCC 15.407
Tested By:	Kei Zhang
Reviewed By:	Terry Yin

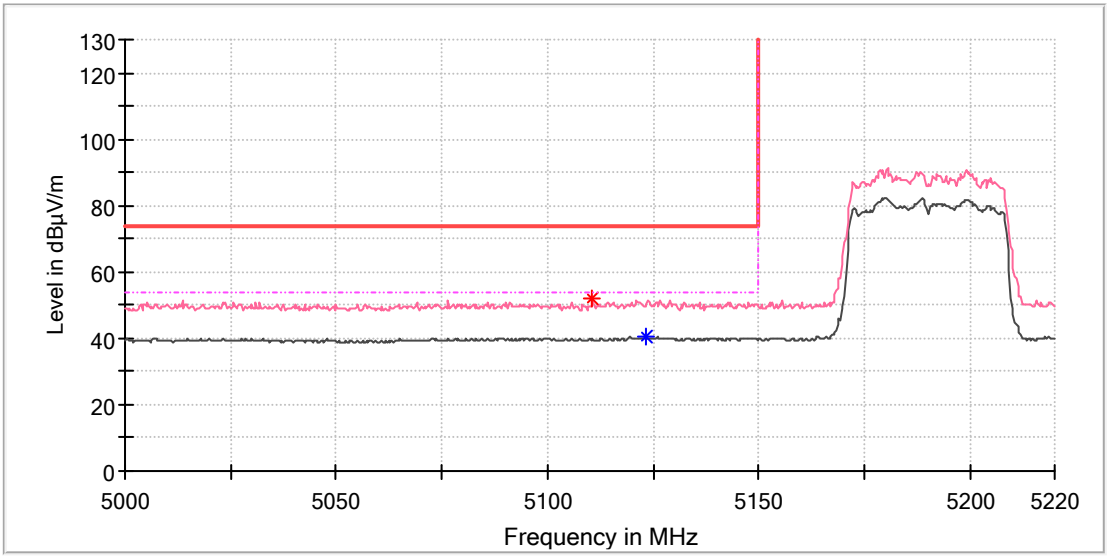

Critical_Freqs

Frequency (MHz)	MaxPeak (dBµV/m)	Average (dBµV/m)	Limit (dBµV/m)	Margin (dB)	Height (cm)	Pol	Azimuth (deg)	Corr. (dB/m)
5110.622222	52.08	---	74.00	21.92	150.0	V	85.0	12.3
5123.077778	---	40.60	54.00	13.40	150.0	V	104.0	12.3

Final_Result

Frequency (MHz)	MaxPeak (dBµV/m)	Limit (dBµV/m)	Margin (dB)	Height (cm)	Pol	Azimuth (deg)	Corr. (dB/m)
---	---	---	---	---		---	---

EUT Information

EUT Name:	Telematics Module
Model:	GLM2037TK
Test Mode:	WIFI 5G_11ac40_Ch46
Order No/Sample No:	168444225/A003605994-003
Test Voltage::	DC 12V From DC Source
Remark:	Temp 24 Humi:50%
Test Standard:	FCC 15.407
Tested By:	Kei Zhang
Reviewed By:	Terry Yin

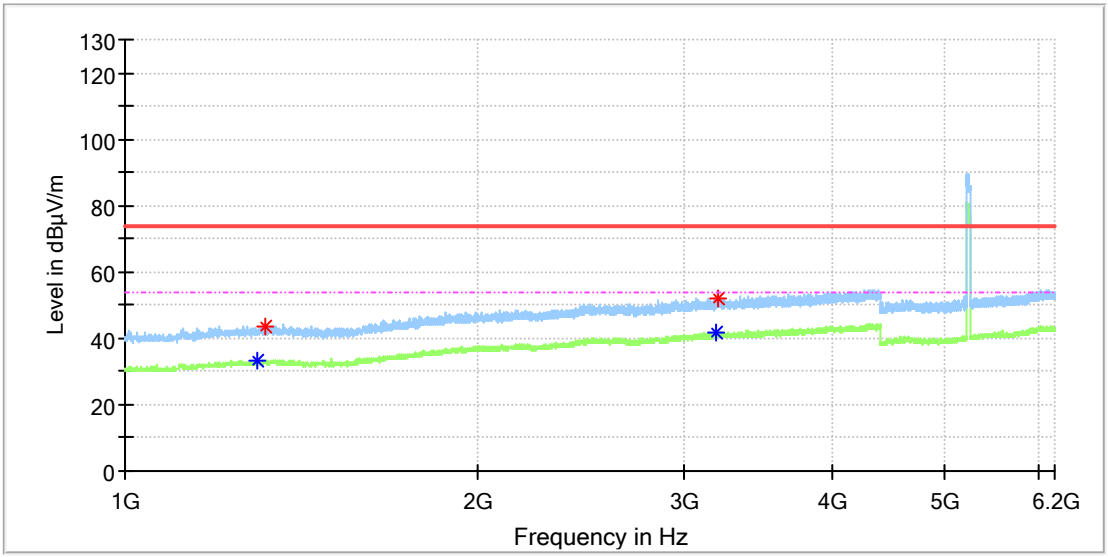

Critical_Freqs

Frequency (MHz)	MaxPeak (dBµV/m)	Average (dBµV/m)	Limit (dBµV/m)	Margin (dB)	Height (cm)	Pol	Azimuth (deg)	Corr. (dB/m)
1294.000000	---	33.11	54.00	20.89	150.0	H	354.0	1.9
1317.500000	43.67	---	74.00	30.33	150.0	H	185.0	2.0
3187.000000	---	41.89	54.00	12.11	150.0	H	358.0	8.6
3201.000000	52.09	---	74.00	21.91	150.0	H	275.0	8.6

Final_Result

Frequency (MHz)	MaxPeak (dBµV/m)	Limit (dBµV/m)	Margin (dB)	Height (cm)	Pol	Azimuth (deg)	Corr. (dB/m)
---	---	---	---	---		---	---

EUT Information

EUT Name:	Telematics Module
Model:	GLM2037TK
Test Mode:	WIFI 5G_11ac40_Ch46
Order No/Sample No:	168444225/A003605994-003
Test Voltage::	DC 12V From DC Source
Remark:	Temp 24 Humi:50%
Test Standard:	FCC 15.407
Tested By:	Kei Zhang
Reviewed By:	Terry Yin

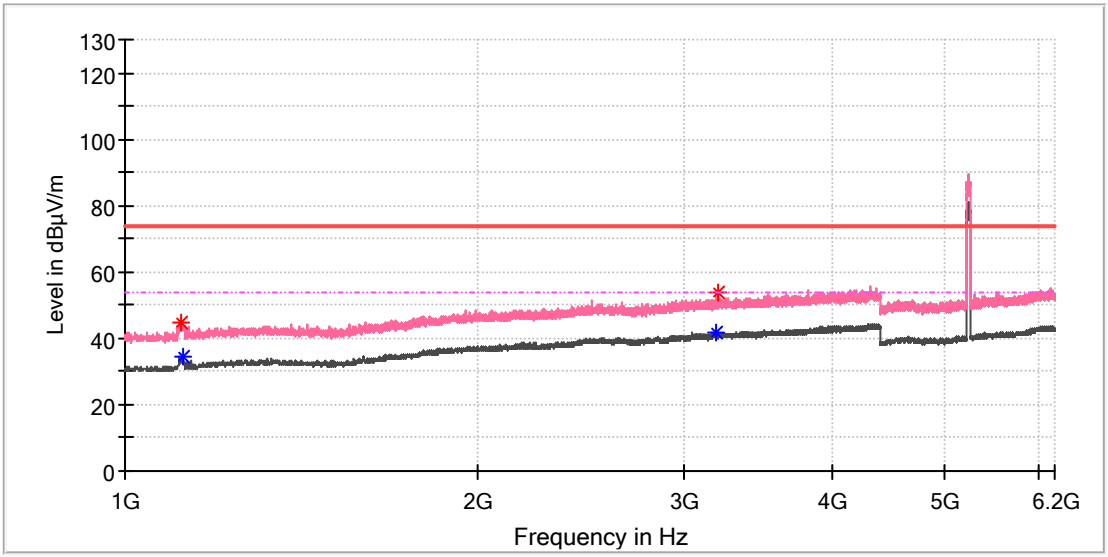

Critical_Freqs

Frequency (MHz)	MaxPeak (dBµV/m)	Average (dBµV/m)	Limit (dBµV/m)	Margin (dB)	Height (cm)	Pol	Azimuth (deg)	Corr. (dB/m)
1117.000000	44.68	---	74.00	29.32	150.0	V	285.0	0.1
1122.000000	---	34.18	54.00	19.82	150.0	V	254.0	0.2
3187.500000	---	41.89	54.00	12.11	150.0	V	48.0	8.6
3199.000000	53.52	---	74.00	20.48	150.0	V	285.0	8.6

Final_Result

Frequency (MHz)	MaxPeak (dBµV/m)	Limit (dBµV/m)	Margin (dB)	Height (cm)	Pol	Azimuth (deg)	Corr. (dB/m)
---	---	---	---	---		---	---

EUT Information

EUT Name:	Telematics Module
Model:	GLM2037TK
Test Mode:	WIFI 5G_11ac40_Ch46
Order No/Sample No:	168444225/A003605994-003
Test Voltage::	DC 12V From DC Source
Remark:	Temp 24 Humi:50%
Test Standard:	FCC 15.407
Tested By:	Kei Zhang
Reviewed By:	Terry Yin

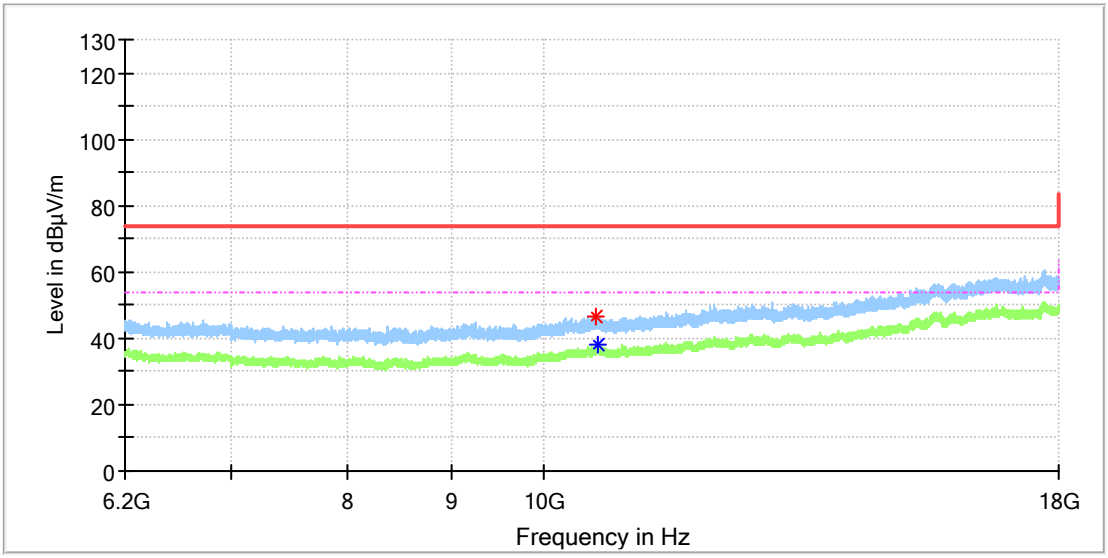

Critical_Freqs

Frequency (MHz)	MaxPeak (dBµV/m)	Average (dBµV/m)	Limit (dBµV/m)	Margin (dB)	Height (cm)	Pol	Azimuth (deg)	Corr. (dB/m)
10601.891667	46.82	---	74.00	27.18	150.0	H	0.0	12.1
10629.425000	---	38.32	54.00	15.68	150.0	H	166.0	12.0

Final_Result

Frequency (MHz)	MaxPeak (dBµV/m)	Limit (dBµV/m)	Margin (dB)	Height (cm)	Pol	Azimuth (deg)	Corr. (dB/m)
---	---	---	---	---		---	---

EUT Information

EUT Name:	Telematics Module
Model:	GLM2037TK
Test Mode:	WIFI 5G_11ac40_Ch46
Order No/Sample No:	168444225/A003605994-003
Test Voltage::	DC 12V From DC Source
Remark:	Temp 24 Humi:50%
Test Standard:	FCC 15.407
Tested By:	Kei Zhang
Reviewed By:	Terry Yin

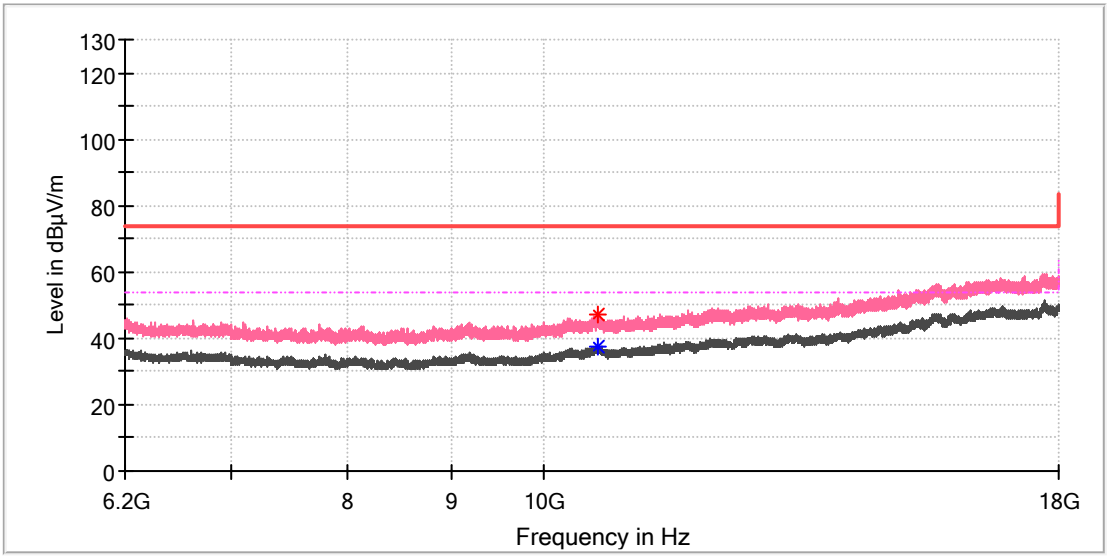

Critical_Freqs

Frequency (MHz)	MaxPeak (dBµV/m)	Average (dBµV/m)	Limit (dBµV/m)	Margin (dB)	Height (cm)	Pol	Azimuth (deg)	Corr. (dB/m)
10627.458333	46.97	---	74.00	27.03	150.0	V	117.0	12.0
10645.158333	---	37.54	54.00	16.46	150.0	V	31.0	12.0

Final_Result

Frequency (MHz)	MaxPeak (dBµV/m)	Limit (dBµV/m)	Margin (dB)	Height (cm)	Pol	Azimuth (deg)	Corr. (dB/m)
---	---	---	---	---		---	---

EUT Information

EUT Name:	Telematics Module
Model:	GLM2037TK
Test Mode:	WIFI 5G_11ac80_Ch42
Order No/Sample No:	168444225/A003605994-003
Test Voltage::	DC 12V From DC Source
Remark:	Temp 24 Humi:50%
Test Standard:	FCC 15.407
Tested By:	Kei Zhang
Reviewed By:	Terry Yin

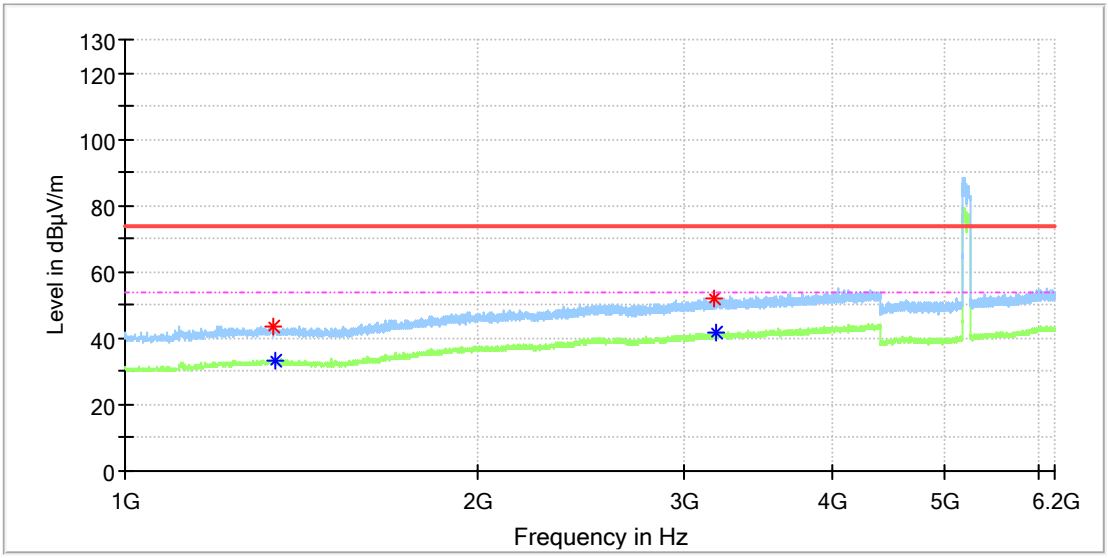

Critical_Freqs

Frequency (MHz)	MaxPeak (dBµV/m)	Average (dBµV/m)	Limit (dBµV/m)	Margin (dB)	Height (cm)	Pol	Azimuth (deg)	Corr. (dB/m)
1338.500000	43.40	---	74.00	30.60	150.0	H	260.0	2.1
1341.500000	---	33.55	54.00	20.45	150.0	H	314.0	2.1
3182.000000	52.12	---	74.00	21.88	150.0	H	182.0	8.6
3192.000000	---	41.51	54.00	12.49	150.0	H	255.0	8.6

Final_Result

Frequency (MHz)	MaxPeak (dBµV/m)	Limit (dBµV/m)	Margin (dB)	Height (cm)	Pol	Azimuth (deg)	Corr. (dB/m)
---	---	---	---	---		---	---

EUT Information

EUT Name:	Telematics Module
Model:	GLM2037TK
Test Mode:	WIFI 5G_11ac80_Ch42
Order No/Sample No:	168444225/A003605994-003
Test Voltage::	DC 12V From DC Source
Remark:	Temp 24 Humi:50%
Test Standard:	FCC 15.407
Tested By:	Kei Zhang
Reviewed By:	Terry Yin

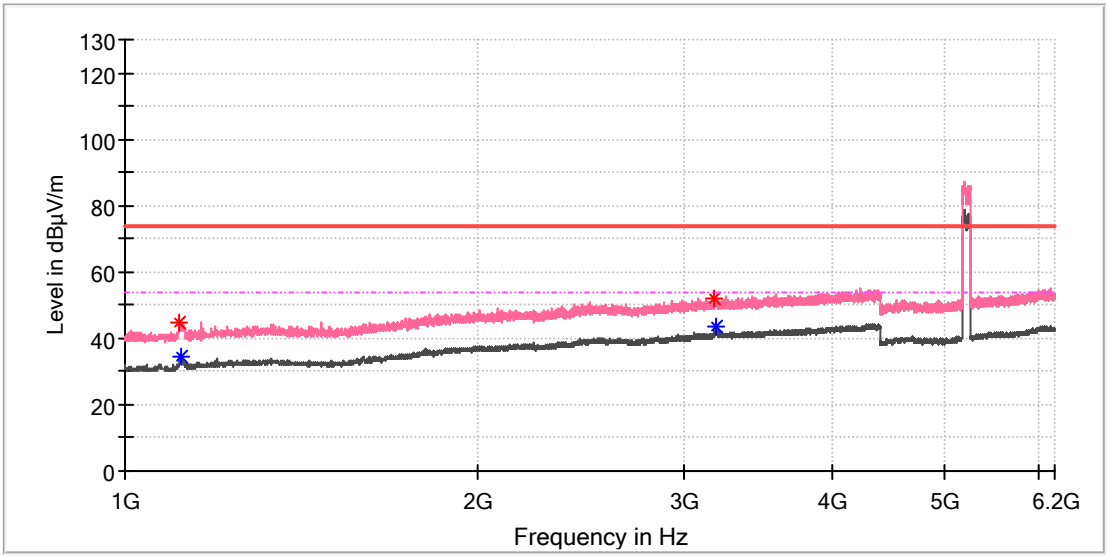

Critical_Freqs

Frequency (MHz)	MaxPeak (dBµV/m)	Average (dBµV/m)	Limit (dBµV/m)	Margin (dB)	Height (cm)	Pol	Azimuth (deg)	Corr. (dB/m)
1114.000000	44.78	---	74.00	29.22	150.0	V	281.0	0.1
1118.500000	---	34.55	54.00	19.45	150.0	V	269.0	0.2
3180.500000	51.95	---	74.00	22.05	150.0	V	261.0	8.6
3195.000000	---	43.44	54.00	10.56	150.0	V	281.0	8.6

Final_Result

Frequency (MHz)	MaxPeak (dBµV/m)	Limit (dBµV/m)	Margin (dB)	Height (cm)	Pol	Azimuth (deg)	Corr. (dB/m)
---	---	---	---	---		---	---

EUT Information

EUT Name:	Telematics Module
Model:	GLM2037TK
Test Mode:	WIFI 5G_11ac80_Ch42
Order No/Sample No:	168444225/A003605994-003
Test Voltage::	DC 12V From DC Source
Remark:	Temp 24 Humi:50%
Test Standard:	FCC 15.407
Tested By:	Kei Zhang
Reviewed By:	Terry Yin

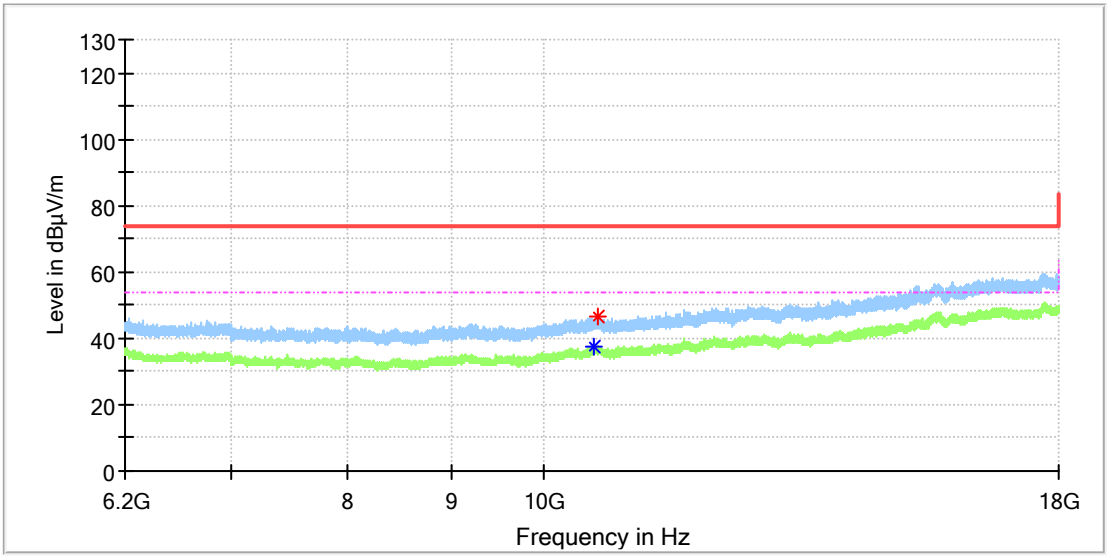

Critical_Freqs

Frequency (MHz)	MaxPeak (dBµV/m)	Average (dBµV/m)	Limit (dBµV/m)	Margin (dB)	Height (cm)	Pol	Azimuth (deg)	Corr. (dB/m)
10595.008333	---	37.19	54.00	16.81	150.0	H	161.0	12.1
10648.108333	46.55	---	74.00	27.45	150.0	H	304.0	12.0

Final_Result

Frequency (MHz)	MaxPeak (dBµV/m)	Limit (dBµV/m)	Margin (dB)	Height (cm)	Pol	Azimuth (deg)	Corr. (dB/m)
---	---	---	---	---		---	---

EUT Information

EUT Name:	Telematics Module
Model:	GLM2037TK
Test Mode:	WIFI 5G_11ac80_Ch42
Order No/Sample No:	168444225/A003605994-003
Test Voltage::	DC 12V From DC Source
Remark:	Temp 24 Humi:50%
Test Standard:	FCC 15.407
Tested By:	Kei Zhang
Reviewed By:	Terry Yin

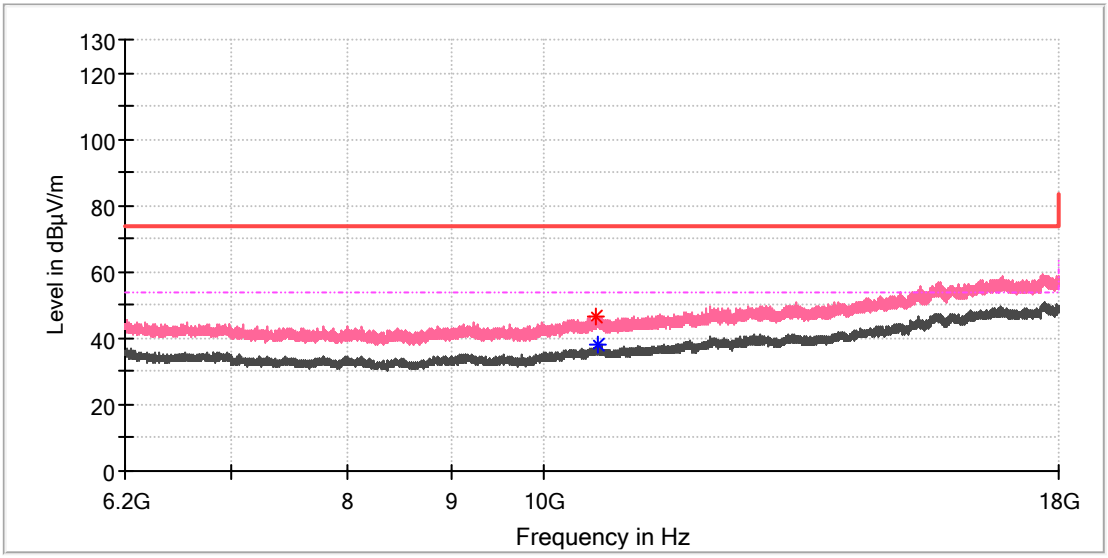

Critical_Freqs

Frequency (MHz)	MaxPeak (dBµV/m)	Average (dBµV/m)	Limit (dBµV/m)	Margin (dB)	Height (cm)	Pol	Azimuth (deg)	Corr. (dB/m)
10620.575000	46.54	---	74.00	27.46	150.0	V	64.0	12.0
10634.833333	---	37.86	54.00	16.14	150.0	V	270.0	12.0

Final_Result

Frequency (MHz)	MaxPeak (dBµV/m)	Limit (dBµV/m)	Margin (dB)	Height (cm)	Pol	Azimuth (deg)	Corr. (dB/m)
---	---	---	---	---		---	---

EUT Information

EUT Name:	Telematics Module
Model:	GLM2037TK
Test Mode:	WIFI 5G_11ac80_Ch42
Order No/Sample No:	168444225/A003605994-003
Test Voltage::	DC 12V From DC Source
Remark:	Temp 24 Humi:50%
Test Standard:	FCC 15.407
Tested By:	Kei Zhang
Reviewed By:	Terry Yin

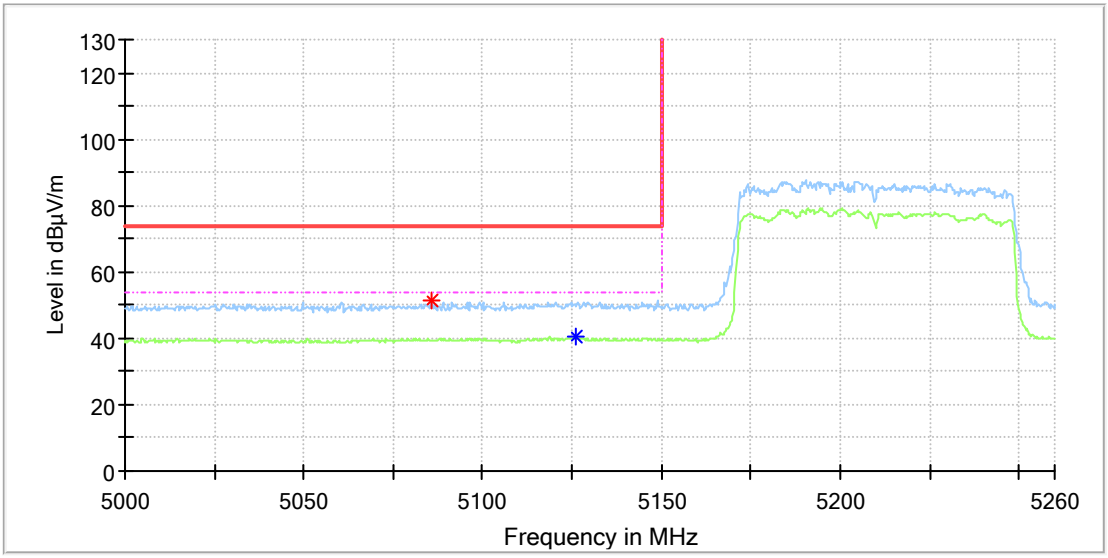

Critical_Freqs

Frequency (MHz)	MaxPeak (dBµV/m)	Average (dBµV/m)	Limit (dBµV/m)	Margin (dB)	Height (cm)	Pol	Azimuth (deg)	Corr. (dB/m)
5085.711111	51.47	---	74.00	22.53	150.0	H	165.0	12.2
5126.355556	---	40.29	54.00	13.71	150.0	H	31.0	12.3

Final_Result

Frequency (MHz)	MaxPeak (dBµV/m)	Limit (dBµV/m)	Margin (dB)	Height (cm)	Pol	Azimuth (deg)	Corr. (dB/m)
---	---	---	---	---		---	---

EUT Information

EUT Name:	Telematics Module
Model:	GLM2037TK
Test Mode:	WIFI 5G_11ac80_Ch42
Order No/Sample No:	168444225/A003605994-003
Test Voltage::	DC 12V From DC Source
Remark:	Temp 24 Humi:50%
Test Standard:	FCC 15.407
Tested By:	Kei Zhang
Reviewed By:	Terry Yin

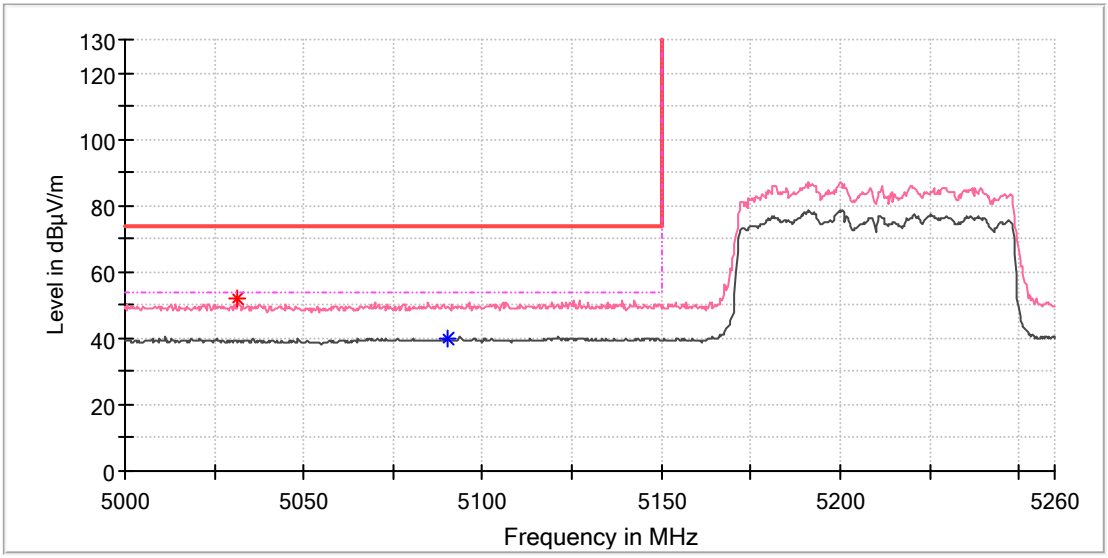

Critical_Freqs

Frequency (MHz)	MaxPeak (dBµV/m)	Average (dBµV/m)	Limit (dBµV/m)	Margin (dB)	Height (cm)	Pol	Azimuth (deg)	Corr. (dB/m)
5031.627778	52.14	---	74.00	21.86	150.0	V	5.0	11.9
5090.300000	---	40.07	54.00	13.93	150.0	V	40.0	12.2

Final_Result

Frequency (MHz)	MaxPeak (dBµV/m)	Limit (dBµV/m)	Margin (dB)	Height (cm)	Pol	Azimuth (deg)	Corr. (dB/m)
---	---	---	---	---		---	---

EUT Information

EUT Name:	Telematics Module
Model:	GLM2037TK
Test Mode:	WIFI 5G_11n20_Ch36
Order No/Sample No:	168444225/A003605994-003
Test Voltage::	DC 12V From DC Source
Remark:	Temp 24 Humi:50%
Test Standard:	FCC 15.407
Tested By:	Kei Zhang
Reviewed By:	Terry Yin

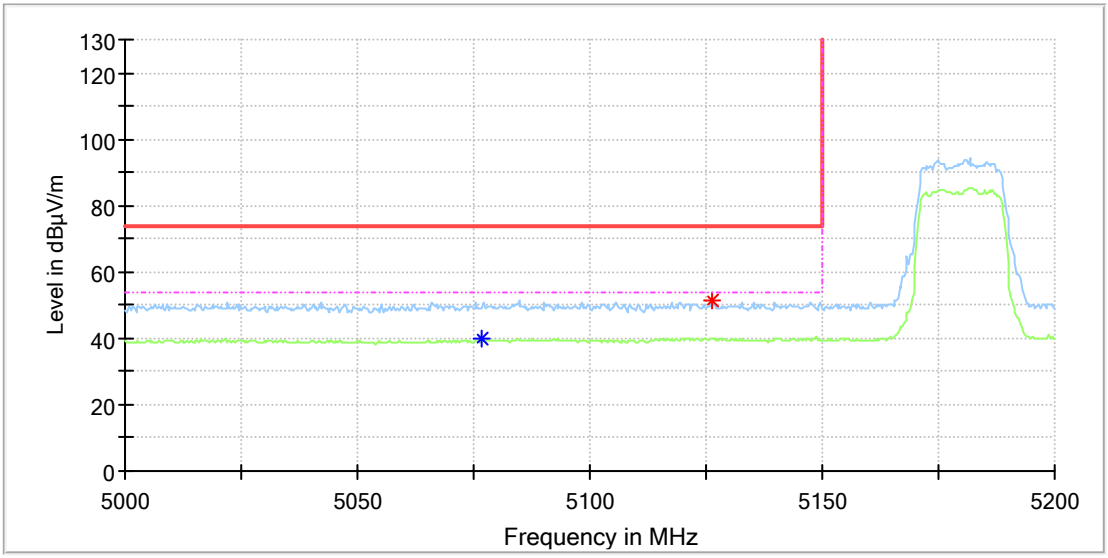

Critical_Freqs

Frequency (MHz)	MaxPeak (dBµV/m)	Average (dBµV/m)	Limit (dBµV/m)	Margin (dB)	Height (cm)	Pol	Azimuth (deg)	Corr. (dB/m)
5076.533333	---	39.82	54.00	14.18	150.0	H	186.0	12.1
5126.355556	51.62	---	74.00	22.38	150.0	H	198.0	12.3

Final_Result

Frequency (MHz)	MaxPeak (dBµV/m)	Limit (dBµV/m)	Margin (dB)	Height (cm)	Pol	Azimuth (deg)	Corr. (dB/m)
---	---	---	---	---		---	---

EUT Information

EUT Name:	Telematics Module
Model:	GLM2037TK
Test Mode:	WIFI 5G_11n20_Ch36
Order No/Sample No:	168444225/A003605994-003
Test Voltage::	DC 12V From DC Source
Remark:	Temp 24 Humi:50%
Test Standard:	FCC 15.407
Tested By:	Kei Zhang
Reviewed By:	Terry Yin

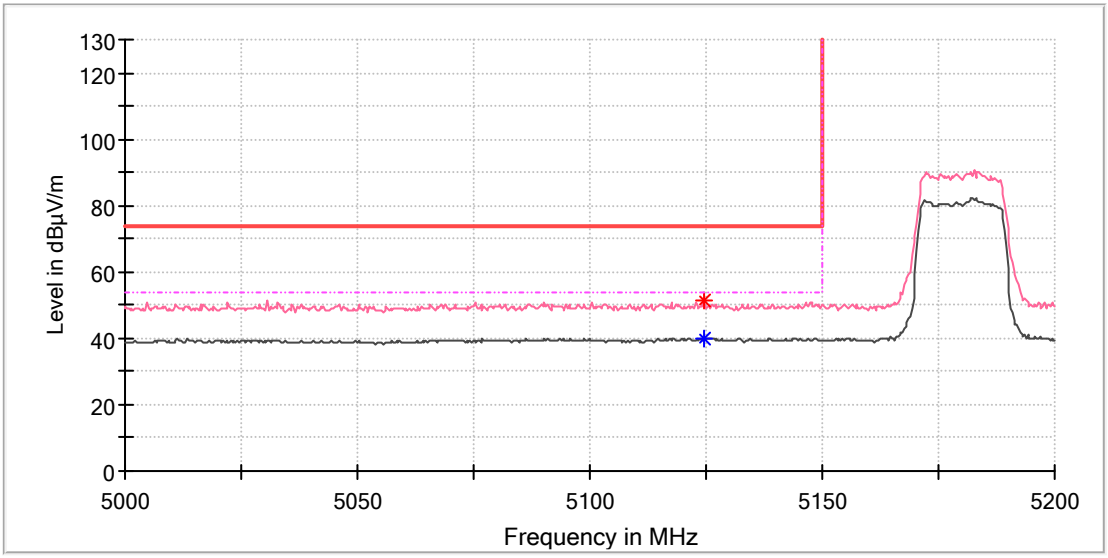

Critical_Freqs

Frequency (MHz)	MaxPeak (dBµV/m)	Average (dBµV/m)	Limit (dBµV/m)	Margin (dB)	Height (cm)	Pol	Azimuth (deg)	Corr. (dB/m)
5124.388889	---	39.97	54.00	14.03	150.0	V	298.0	12.3
5124.388889	51.29	---	74.00	22.71	150.0	V	298.0	12.3

Final_Result

Frequency (MHz)	MaxPeak (dBµV/m)	Limit (dBµV/m)	Margin (dB)	Height (cm)	Pol	Azimuth (deg)	Corr. (dB/m)
---	---	---	---	---		---	---

EUT Information

EUT Name:	Telematics Module
Model:	GLM2037TK
Test Mode:	WIFI 5G_11n20_Ch40
Order No/Sample No:	168444225/A003605994-003
Test Voltage::	DC 12V From DC Source
Remark:	Temp 24 Humi:50%
Test Standard:	FCC 15.407
Tested By:	Kei Zhang
Reviewed By:	Terry Yin

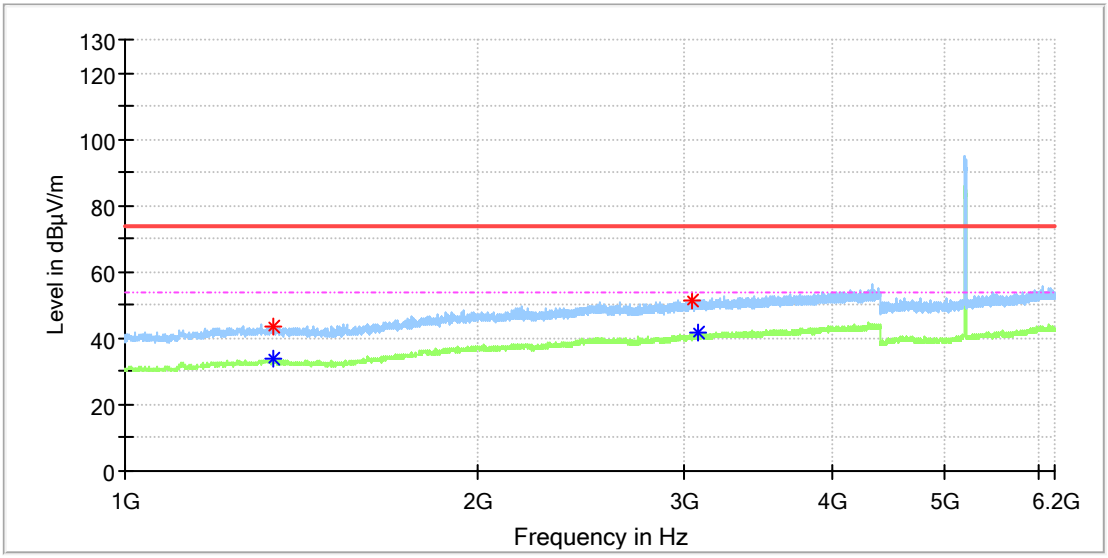

Critical_Freqs

Frequency (MHz)	MaxPeak (dBµV/m)	Average (dBµV/m)	Limit (dBµV/m)	Margin (dB)	Height (cm)	Pol	Azimuth (deg)	Corr. (dB/m)
1335.500000	---	33.77	54.00	20.23	150.0	H	297.0	2.1
1337.500000	43.57	---	74.00	30.43	150.0	H	290.0	2.1
3043.000000	51.43	---	74.00	22.57	150.0	H	358.0	8.6
3078.000000	---	41.63	54.00	12.37	150.0	H	309.0	8.6

Final_Result

Frequency (MHz)	MaxPeak (dBµV/m)	Limit (dBµV/m)	Margin (dB)	Height (cm)	Pol	Azimuth (deg)	Corr. (dB/m)
---	---	---	---	---		---	---

EUT Information

EUT Name:	Telematics Module
Model:	GLM2037TK
Test Mode:	WIFI 5G_11n20_Ch40
Order No/Sample No:	168444225/A003605994-003
Test Voltage::	DC 12V From DC Source
Remark:	Temp 24 Humi:50%
Test Standard:	FCC 15.407
Tested By:	Kei Zhang
Reviewed By:	Terry Yin

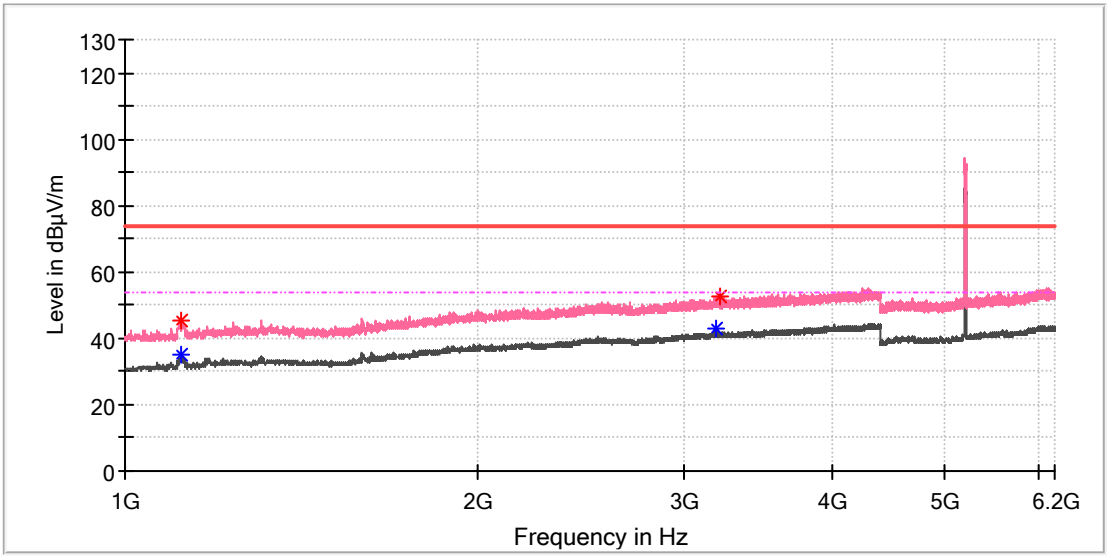

Critical_Freqs

Frequency (MHz)	MaxPeak (dBµV/m)	Average (dBµV/m)	Limit (dBµV/m)	Margin (dB)	Height (cm)	Pol	Azimuth (deg)	Corr. (dB/m)
1115.500000	45.54	---	74.00	28.46	150.0	V	274.0	0.1
1116.000000	---	35.01	54.00	18.99	150.0	V	280.0	0.1
3195.500000	---	43.00	54.00	11.00	150.0	V	274.0	8.6
3212.500000	52.56	---	74.00	21.44	150.0	V	61.0	8.6

Final_Result

Frequency (MHz)	MaxPeak (dBµV/m)	Limit (dBµV/m)	Margin (dB)	Height (cm)	Pol	Azimuth (deg)	Corr. (dB/m)
---	---	---	---	---		---	---

EUT Information

EUT Name:	Telematics Module
Model:	GLM2037TK
Test Mode:	WIFI 5G_11n20_Ch40
Order No/Sample No:	168444225/A003605994-003
Test Voltage::	DC 12V From DC Source
Remark:	Temp 24 Humi:50%
Test Standard:	FCC 15.407
Tested By:	Kei Zhang
Reviewed By:	Terry Yin

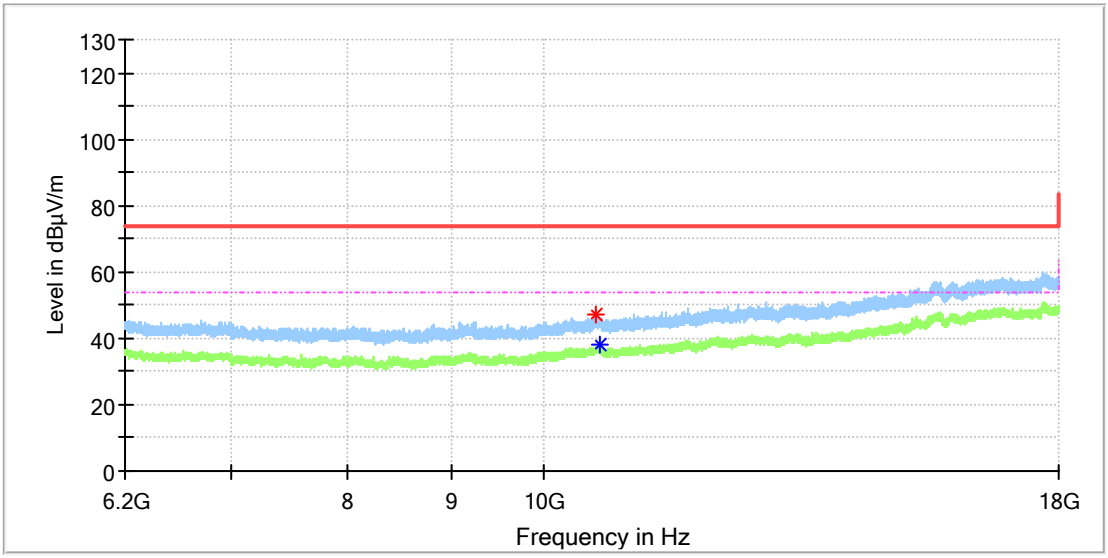

Critical_Freqs

Frequency (MHz)	MaxPeak (dBµV/m)	Average (dBµV/m)	Limit (dBµV/m)	Margin (dB)	Height (cm)	Pol	Azimuth (deg)	Corr. (dB/m)
10610.741667	47.19	---	74.00	26.81	150.0	H	306.0	12.0
10672.691667	---	38.04	54.00	15.96	150.0	H	6.0	11.9

Final_Result

Frequency (MHz)	MaxPeak (dBµV/m)	Limit (dBµV/m)	Margin (dB)	Height (cm)	Pol	Azimuth (deg)	Corr. (dB/m)
---	---	---	---	---		---	---

EUT Information

EUT Name:	Telematics Module
Model:	GLM2037TK
Test Mode:	WIFI 5G_11n20_Ch40
Order No/Sample No:	168444225/A003605994-003
Test Voltage::	DC 12V From DC Source
Remark:	Temp 24 Humi:50%
Test Standard:	FCC 15.407
Tested By:	Kei Zhang
Reviewed By:	Terry Yin

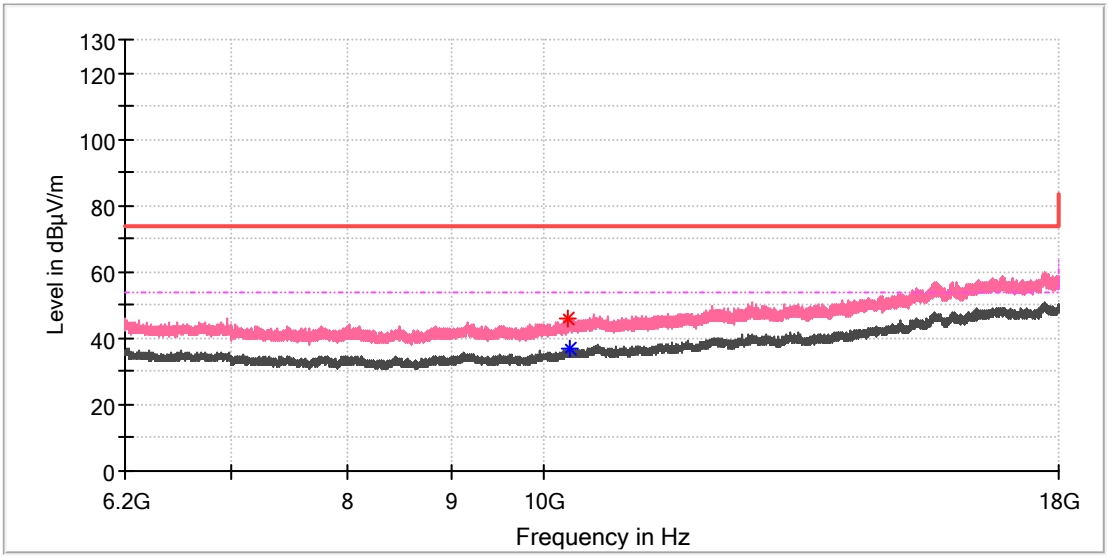

Critical_Freqs

Frequency (MHz)	MaxPeak (dBµV/m)	Average (dBµV/m)	Limit (dBµV/m)	Margin (dB)	Height (cm)	Pol	Azimuth (deg)	Corr. (dB/m)
10270.508333	45.93	---	74.00	28.07	150.0	V	150.0	11.5
10306.400000	---	37.05	54.00	16.95	150.0	V	187.0	11.6

Final_Result

Frequency (MHz)	MaxPeak (dBµV/m)	Limit (dBµV/m)	Margin (dB)	Height (cm)	Pol	Azimuth (deg)	Corr. (dB/m)
---	---	---	---	---		---	---

U-NII-2A:

EUT Information

EUT Name:	Telematics Module
Model:	GLM2037TK
Test Mode:	WIFI 5G_11a_Ch52
Order No/Sample No:	168444225/A003605994-003
Test Voltage::	DC 12V From DC Source
Remark:	Temp 24 Humi:50%
Test Standard:	FCC 15.407
Tested By:	Kei Zhang
Reviewed By:	Terry Yin

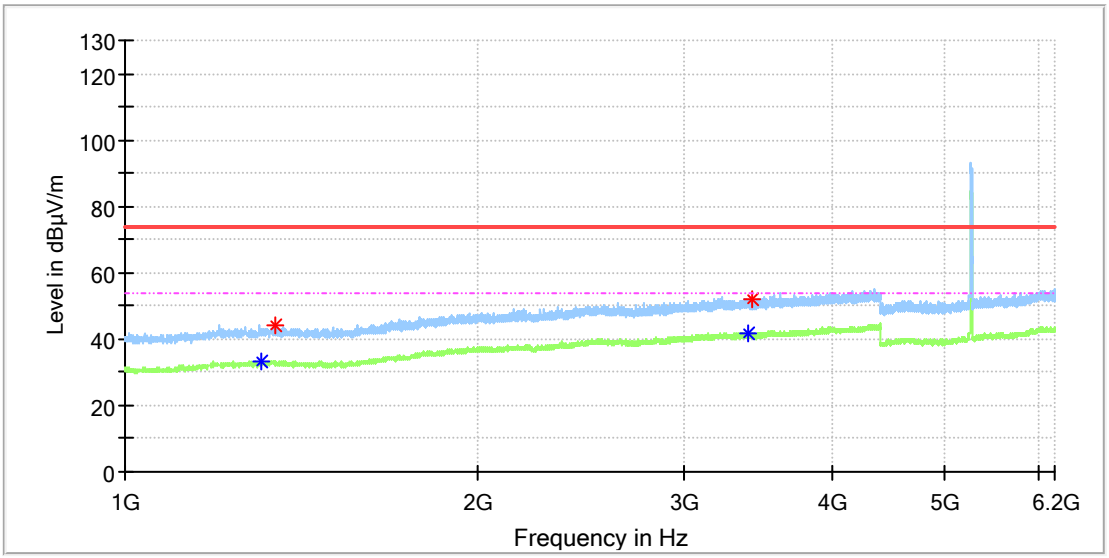

Critical_Freqs

Frequency (MHz)	MaxPeak (dBµV/m)	Average (dBµV/m)	Limit (dBµV/m)	Margin (dB)	Height (cm)	Pol	Azimuth (deg)	Corr. (dB/m)
1306.500000	---	33.37	54.00	20.63	150.0	H	128.0	2.0
1345.500000	43.96	---	74.00	30.04	150.0	H	288.0	2.1
3402.000000	---	41.50	54.00	12.50	150.0	H	51.0	8.7
3423.500000	52.29	---	74.00	21.71	150.0	H	248.0	8.8

Final_Result

Frequency (MHz)	MaxPeak (dBµV/m)	Limit (dBµV/m)	Margin (dB)	Height (cm)	Pol	Azimuth (deg)	Corr. (dB/m)
---	---	---	---	---		---	---

EUT Information

EUT Name:	Telematics Module
Model:	GLM2037TK
Test Mode:	WIFI 5G_11a_Ch52
Order No/Sample No:	168444225/A003605994-003
Test Voltage::	DC 12V From DC Source
Remark:	Temp 24 Humi:50%
Test Standard:	FCC 15.407
Tested By:	Kei Zhang
Reviewed By:	Terry Yin

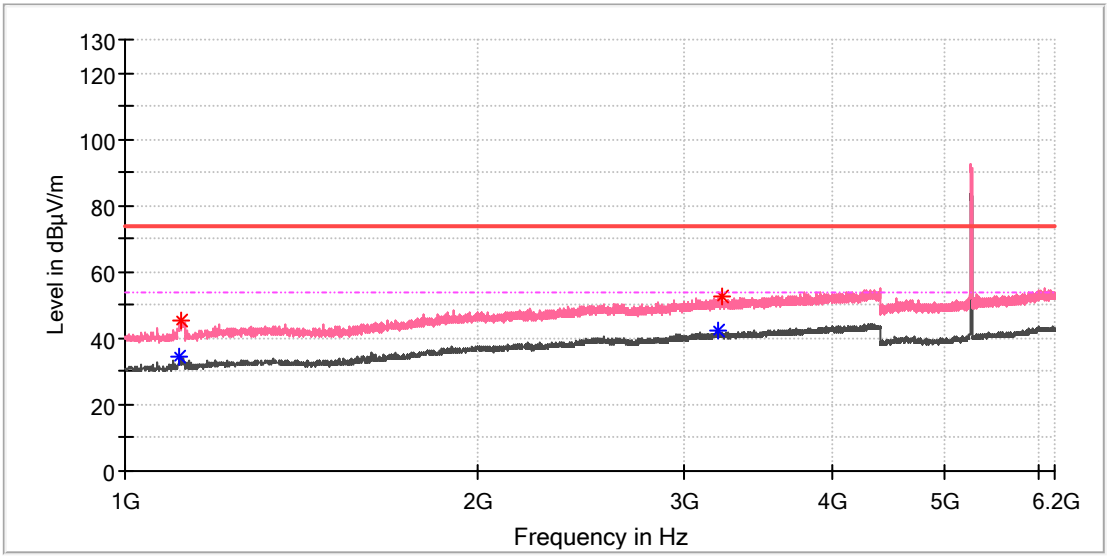

Critical_Freqs

Frequency (MHz)	MaxPeak (dBµV/m)	Average (dBµV/m)	Limit (dBµV/m)	Margin (dB)	Height (cm)	Pol	Azimuth (deg)	Corr. (dB/m)
1113.000000	---	34.48	54.00	19.52	150.0	V	277.0	0.0
1118.500000	45.45	---	74.00	28.55	150.0	V	284.0	0.2
3200.000000	---	42.14	54.00	11.86	150.0	V	81.0	8.6
3224.500000	52.73	---	74.00	21.27	150.0	V	21.0	8.5

Final_Result

Frequency (MHz)	MaxPeak (dBµV/m)	Limit (dBµV/m)	Margin (dB)	Height (cm)	Pol	Azimuth (deg)	Corr. (dB/m)
---	---	---	---	---		---	---

EUT Information

EUT Name:	Telematics Module
Model:	GLM2037TK
Test Mode:	WIFI 5G_11a_Ch52
Order No/Sample No:	168444225/A003605994-003
Test Voltage::	DC 12V From DC Source
Remark:	Temp 24 Humi:50%
Test Standard:	FCC 15.407
Tested By:	Kei Zhang
Reviewed By:	Terry Yin

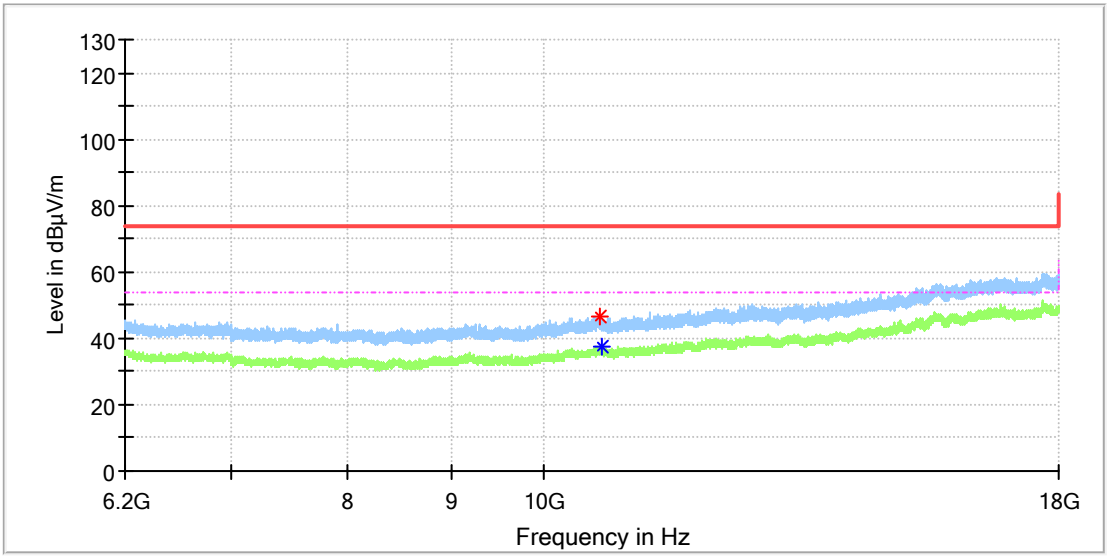

Critical_Freqs

Frequency (MHz)	MaxPeak (dBµV/m)	Average (dBµV/m)	Limit (dBµV/m)	Margin (dB)	Height (cm)	Pol	Azimuth (deg)	Corr. (dB/m)
10659.908333	46.79	---	74.00	27.21	150.0	H	204.0	12.0
10691.866667	---	37.67	54.00	16.33	150.0	H	154.0	11.9

Final_Result

Frequency (MHz)	MaxPeak (dBµV/m)	Limit (dBµV/m)	Margin (dB)	Height (cm)	Pol	Azimuth (deg)	Corr. (dB/m)
---	---	---	---	---		---	---

EUT Information

EUT Name:	Telematics Module
Model:	GLM2037TK
Test Mode:	WIFI 5G_11a_Ch52
Order No/Sample No:	168444225/A003605994-003
Test Voltage::	DC 12V From DC Source
Remark:	Temp 24 Humi:50%
Test Standard:	FCC 15.407
Tested By:	Kei Zhang
Reviewed By:	Terry Yin

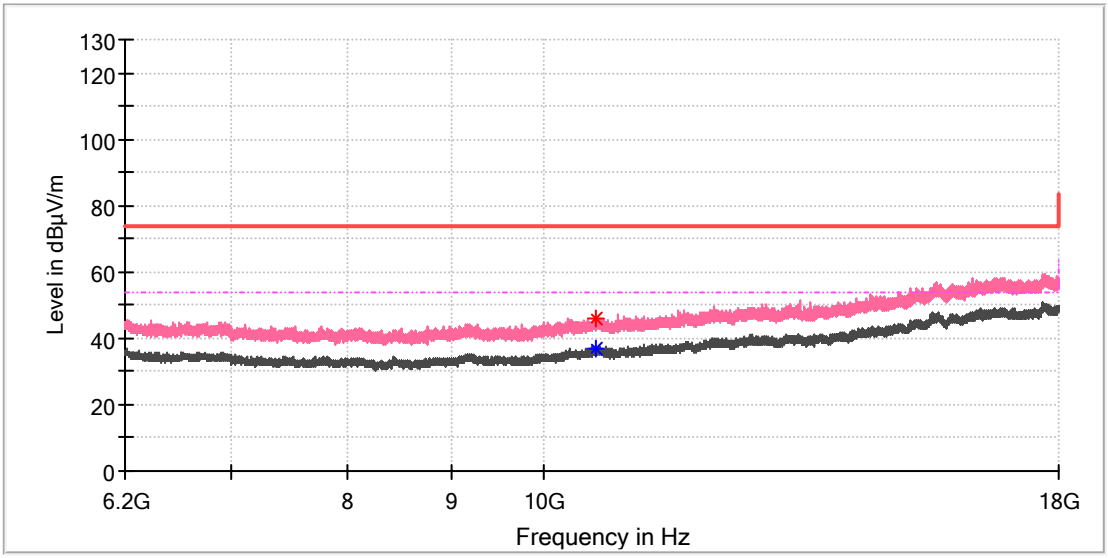

Critical_Freqs

Frequency (MHz)	MaxPeak (dBµV/m)	Average (dBµV/m)	Limit (dBµV/m)	Margin (dB)	Height (cm)	Pol	Azimuth (deg)	Corr. (dB/m)
10612.708333	45.80	---	74.00	28.20	150.0	V	61.0	12.0
10618.116667	---	37.13	54.00	16.87	150.0	V	243.0	12.0

Final_Result

Frequency (MHz)	MaxPeak (dBµV/m)	Limit (dBµV/m)	Margin (dB)	Height (cm)	Pol	Azimuth (deg)	Corr. (dB/m)
---	---	---	---	---		---	---

EUT Information

EUT Name:	Telematics Module
Model:	GLM2037TK
Test Mode:	WIFI 5G_11a_Ch64
Order No/Sample No:	168444225/A003605994-003
Test Voltage::	DC 12V From DC Source
Remark:	Temp 24 Humi:50%
Test Standard:	FCC 15.407
Tested By:	Kei Zhang
Reviewed By:	Terry Yin

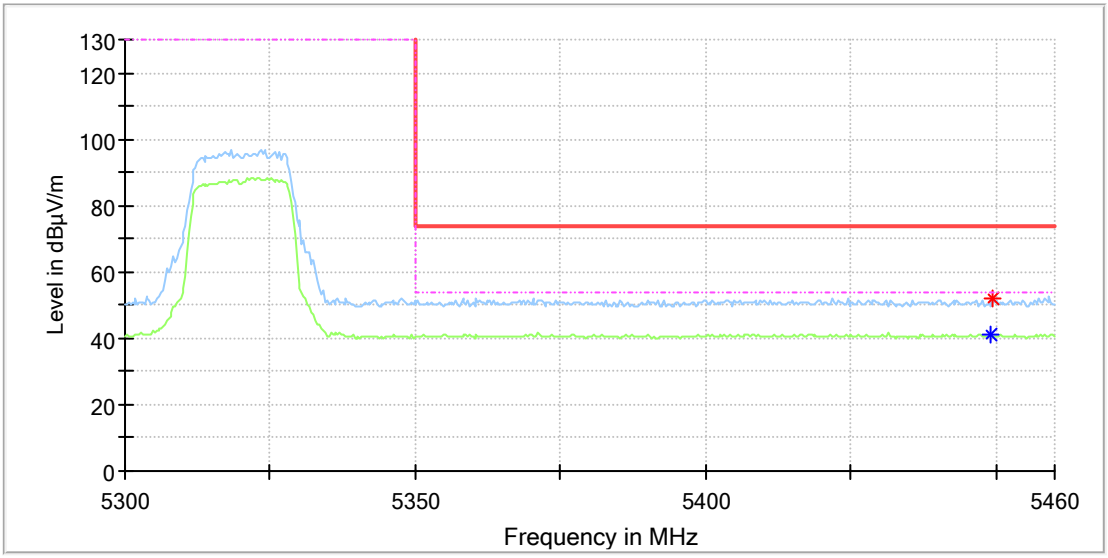

Critical_Freqs

Frequency (MHz)	MaxPeak (dBµV/m)	Average (dBµV/m)	Limit (dBµV/m)	Margin (dB)	Height (cm)	Pol	Azimuth (deg)	Corr. (dB/m)
5448.811111	---	41.22	54.00	12.78	150.0	H	123.0	13.5
5449.400000	52.21	---	74.00	21.79	150.0	H	93.0	13.5

Final_Result

Frequency (MHz)	MaxPeak (dBµV/m)	Limit (dBµV/m)	Margin (dB)	Height (cm)	Pol	Azimuth (deg)	Corr. (dB/m)
---	---	---	---	---		---	---

EUT Information

EUT Name:	Telematics Module
Model:	GLM2037TK
Test Mode:	WIFI 5G_11a_Ch64
Order No/Sample No:	168444225/A003605994-003
Test Voltage::	DC 12V From DC Source
Remark:	Temp 24 Humi:50%
Test Standard:	FCC 15.407
Tested By:	Kei Zhang
Reviewed By:	Terry Yin

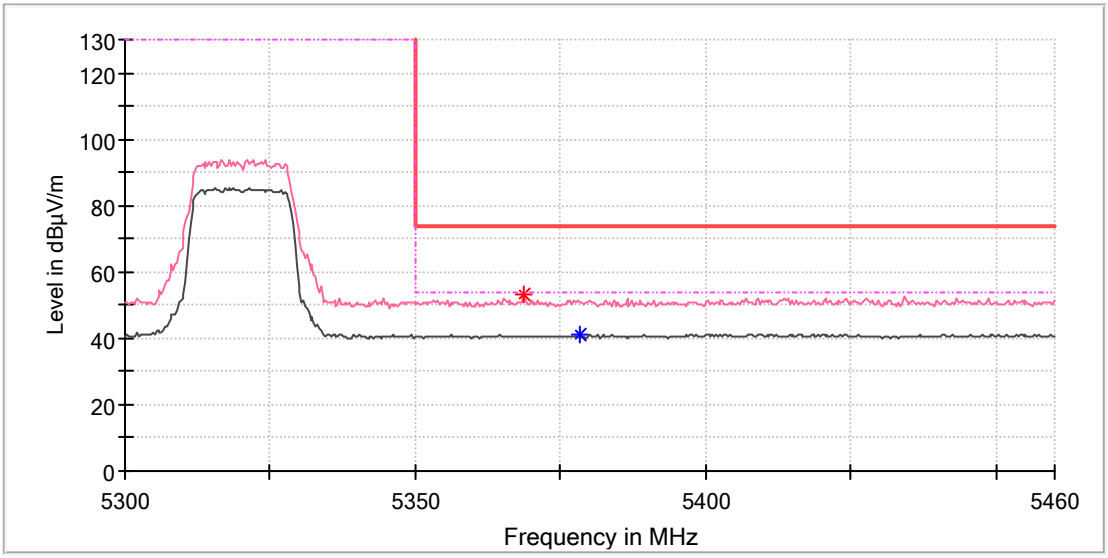

Critical_Freqs

Frequency (MHz)	MaxPeak (dBµV/m)	Average (dBµV/m)	Limit (dBµV/m)	Margin (dB)	Height (cm)	Pol	Azimuth (deg)	Corr. (dB/m)
5368.722222	53.01	---	74.00	20.99	150.0	V	56.0	13.3
5378.144445	---	40.99	54.00	13.01	150.0	V	224.0	13.4

Final_Result

Frequency (MHz)	MaxPeak (dBµV/m)	Limit (dBµV/m)	Margin (dB)	Height (cm)	Pol	Azimuth (deg)	Corr. (dB/m)
---	---	---	---	---		---	---

EUT Information

EUT Name:	Telematics Module
Model:	GLM2037TK
Test Mode:	WIFI 5G_11ac40_Ch54
Order No/Sample No:	168444225/A003605994-003
Test Voltage::	DC 12V From DC Source
Remark:	Temp 24 Humi:50%
Test Standard:	FCC 15.407
Tested By:	Kei Zhang
Reviewed By:	Terry Yin

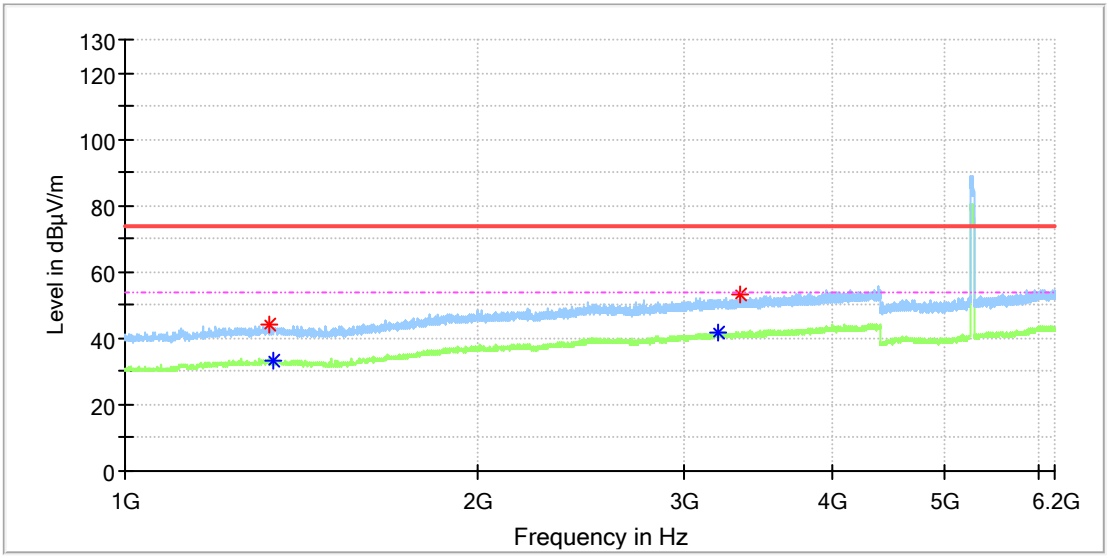

Critical_Freqs

Frequency (MHz)	MaxPeak (dBµV/m)	Average (dBµV/m)	Limit (dBµV/m)	Margin (dB)	Height (cm)	Pol	Azimuth (deg)	Corr. (dB/m)
1328.000000	44.12	---	74.00	29.88	150.0	H	281.0	2.0
1337.500000	---	33.14	54.00	20.86	150.0	H	219.0	2.1
3201.500000	---	41.93	54.00	12.07	150.0	H	31.0	8.6
3347.000000	52.91	---	74.00	21.09	150.0	H	322.0	8.5

Final_Result

Frequency (MHz)	MaxPeak (dBµV/m)	Limit (dBµV/m)	Margin (dB)	Height (cm)	Pol	Azimuth (deg)	Corr. (dB/m)
---	---	---	---	---		---	---

EUT Information

EUT Name:	Telematics Module
Model:	GLM2037TK
Test Mode:	WIFI 5G_11ac40_Ch54
Order No/Sample No:	168444225/A003605994-003
Test Voltage::	DC 12V From DC Source
Remark:	Temp 24 Humi:50%
Test Standard:	FCC 15.407
Tested By:	Kei Zhang
Reviewed By:	Terry Yin

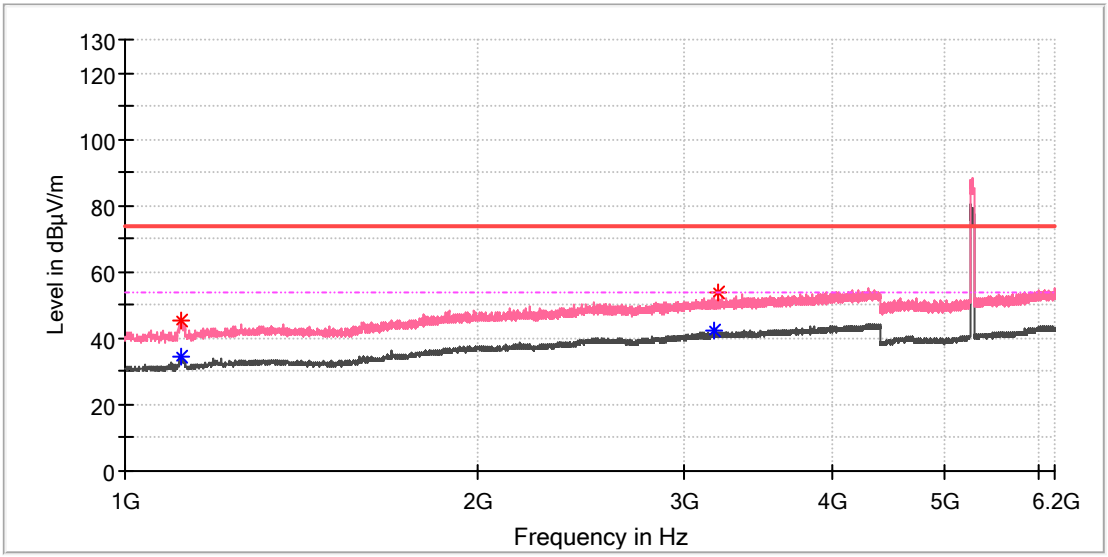

Critical_Freqs

Frequency (MHz)	MaxPeak (dBµV/m)	Average (dBµV/m)	Limit (dBµV/m)	Margin (dB)	Height (cm)	Pol	Azimuth (deg)	Corr. (dB/m)
1115.500000	45.47	---	74.00	28.53	150.0	V	278.0	0.1
1118.500000	---	34.75	54.00	19.25	150.0	V	278.0	0.2
3180.000000	---	42.55	54.00	11.45	150.0	V	266.0	8.6
3197.500000	53.74	---	74.00	20.26	150.0	V	26.0	8.6

Final_Result

Frequency (MHz)	MaxPeak (dBµV/m)	Limit (dBµV/m)	Margin (dB)	Height (cm)	Pol	Azimuth (deg)	Corr. (dB/m)
---	---	---	---	---		---	---

EUT Information

EUT Name:	Telematics Module
Model:	GLM2037TK
Test Mode:	WIFI 5G_11ac40_Ch54
Order No/Sample No:	168444225/A003605994-003
Test Voltage::	DC 12V From DC Source
Remark:	Temp 24 Humi:50%
Test Standard:	FCC 15.407
Tested By:	Kei Zhang
Reviewed By:	Terry Yin

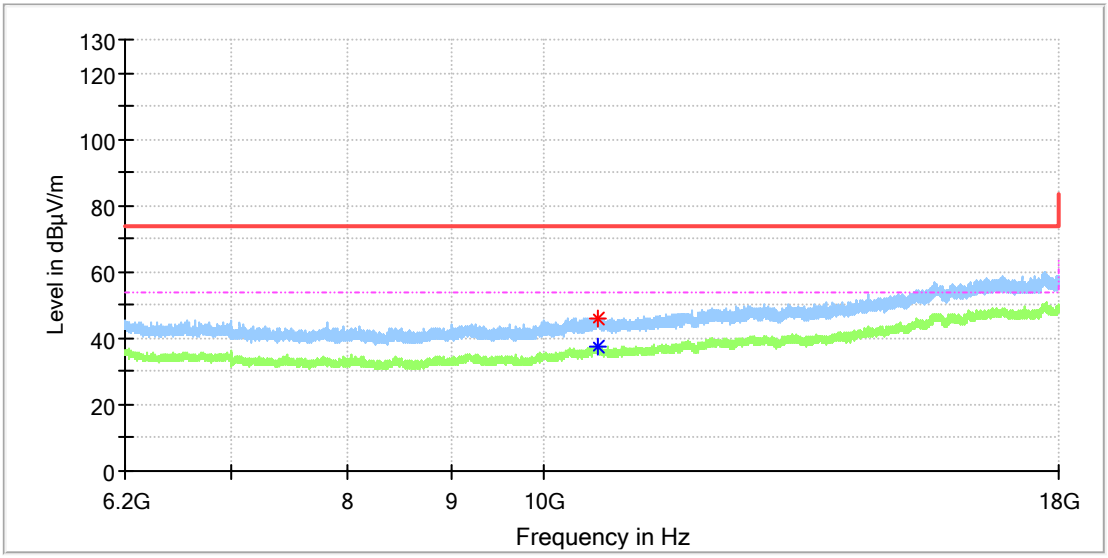

Critical_Freqs

Frequency (MHz)	MaxPeak (dBµV/m)	Average (dBµV/m)	Limit (dBµV/m)	Margin (dB)	Height (cm)	Pol	Azimuth (deg)	Corr. (dB/m)
10630.900000	46.19	---	74.00	27.81	150.0	H	59.0	12.0
10648.108333	---	37.70	54.00	16.30	150.0	H	312.0	12.0

Final_Result

Frequency (MHz)	MaxPeak (dBµV/m)	Limit (dBµV/m)	Margin (dB)	Height (cm)	Pol	Azimuth (deg)	Corr. (dB/m)
---	---	---	---	---		---	---

EUT Information

EUT Name:	Telematics Module
Model:	GLM2037TK
Test Mode:	WIFI 5G_11ac40_Ch54
Order No/Sample No:	168444225/A003605994-003
Test Voltage::	DC 12V From DC Source
Remark:	Temp 24 Humi:50%
Test Standard:	FCC 15.407
Tested By:	Kei Zhang
Reviewed By:	Terry Yin

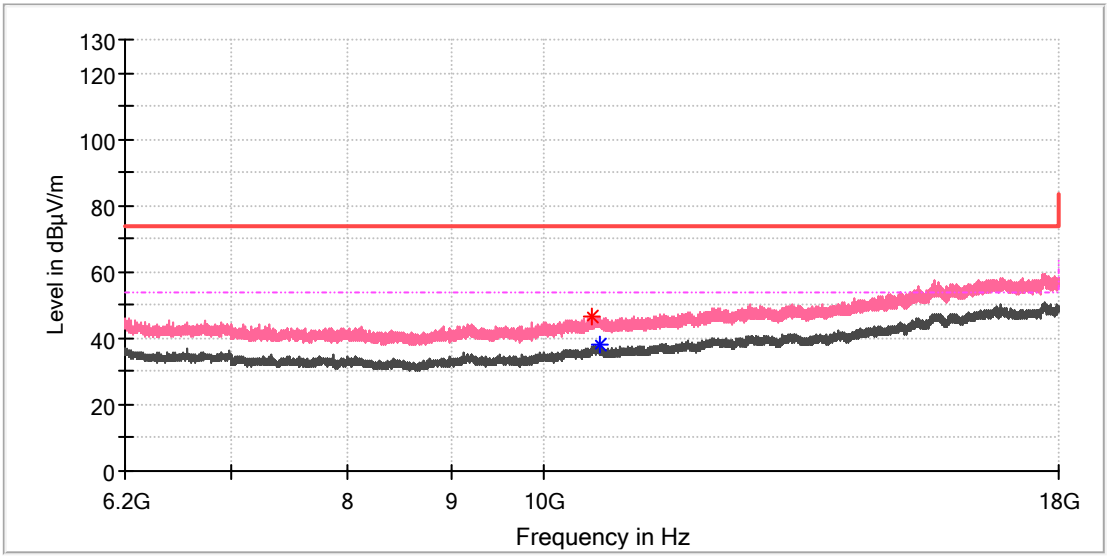

Critical_Freqs

Frequency (MHz)	MaxPeak (dBµV/m)	Average (dBµV/m)	Limit (dBµV/m)	Margin (dB)	Height (cm)	Pol	Azimuth (deg)	Corr. (dB/m)
10573.866667	46.82	---	74.00	27.18	150.0	V	224.0	12.0
10652.533333	---	38.27	54.00	15.73	150.0	V	0.0	12.0

Final_Result

Frequency (MHz)	MaxPeak (dBµV/m)	Limit (dBµV/m)	Margin (dB)	Height (cm)	Pol	Azimuth (deg)	Corr. (dB/m)
---	---	---	---	---		---	---

EUT Information

EUT Name:	Telematics Module
Model:	GLM2037TK
Test Mode:	WIFI 5G_11ac40_Ch62
Order No/Sample No:	168444225/A003605994-003
Test Voltage::	DC 12V From DC Source
Remark:	Temp 24 Humi:50%
Test Standard:	FCC 15.407
Tested By:	Kei Zhang
Reviewed By:	Terry Yin

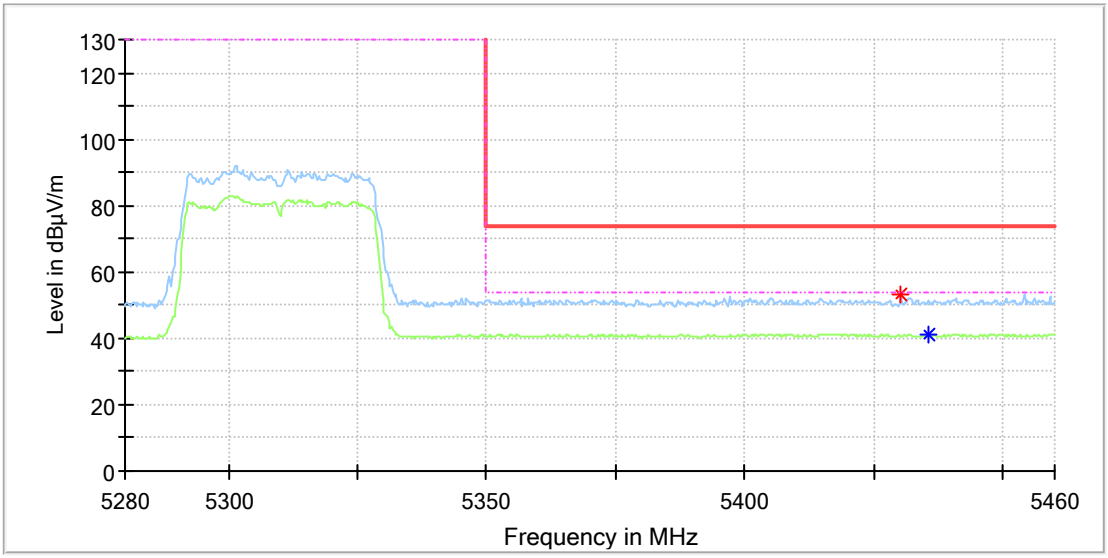

Critical_Freqs

Frequency (MHz)	MaxPeak (dBµV/m)	Average (dBµV/m)	Limit (dBµV/m)	Margin (dB)	Height (cm)	Pol	Azimuth (deg)	Corr. (dB/m)
5430.261111	53.26	---	74.00	20.74	150.0	H	7.0	13.5
5435.561111	---	41.21	54.00	12.79	150.0	H	49.0	13.5

Final_Result

Frequency (MHz)	MaxPeak (dBµV/m)	Limit (dBµV/m)	Margin (dB)	Height (cm)	Pol	Azimuth (deg)	Corr. (dB/m)
---	---	---	---	---		---	---

EUT Information

EUT Name:	Telematics Module
Model:	GLM2037TK
Test Mode:	WIFI 5G_11ac40_Ch62
Order No/Sample No:	168444225/A003605994-003
Test Voltage::	DC 12V From DC Source
Remark:	Temp 24 Humi:50%
Test Standard:	FCC 15.407
Tested By:	Kei Zhang
Reviewed By:	Terry Yin

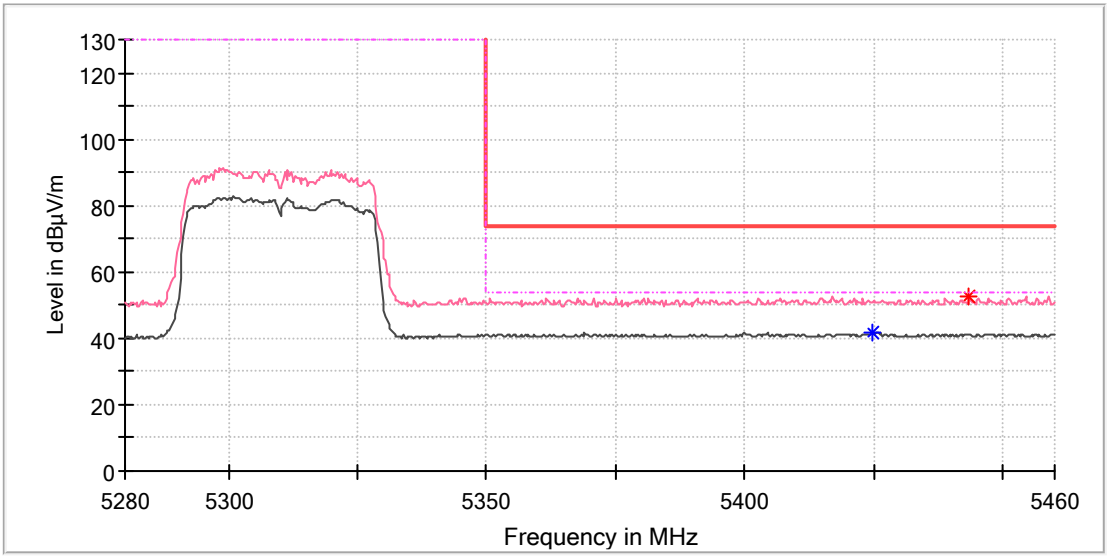

Critical_Freqs

Frequency (MHz)	MaxPeak (dBµV/m)	Average (dBµV/m)	Limit (dBµV/m)	Margin (dB)	Height (cm)	Pol	Azimuth (deg)	Corr. (dB/m)
5424.666667	---	41.68	54.00	12.32	150.0	V	143.0	13.5
5443.511111	52.75	---	74.00	21.25	150.0	V	52.0	13.5

Final_Result

Frequency (MHz)	MaxPeak (dBµV/m)	Limit (dBµV/m)	Margin (dB)	Height (cm)	Pol	Azimuth (deg)	Corr. (dB/m)
---	---	---	---	---		---	---

EUT Information

EUT Name:	Telematics Module
Model:	GLM2037TK
Test Mode:	WIFI 5G_11ac80_Ch58
Order No/Sample No:	168444225/A003605994-003
Test Voltage::	DC 12V From DC Source
Remark:	Temp 24 Humi:50%
Test Standard:	FCC 15.407
Tested By:	Kei Zhang
Reviewed By:	Terry Yin

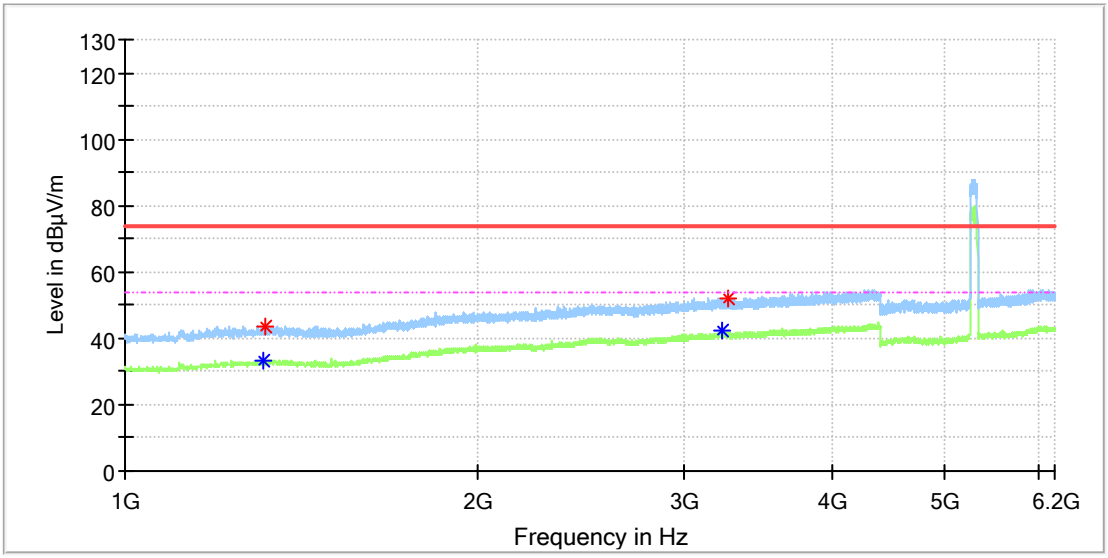

Critical_Freqs

Frequency (MHz)	MaxPeak (dBµV/m)	Average (dBµV/m)	Limit (dBµV/m)	Margin (dB)	Height (cm)	Pol	Azimuth (deg)	Corr. (dB/m)
1309.500000	---	33.44	54.00	20.56	150.0	H	334.0	2.0
1314.500000	43.56	---	74.00	30.44	150.0	H	39.0	2.0
3230.500000	---	42.09	54.00	11.91	150.0	H	306.0	8.5
3267.000000	52.22	---	74.00	21.78	150.0	H	351.0	8.5

Final_Result

Frequency (MHz)	MaxPeak (dBµV/m)	Limit (dBµV/m)	Margin (dB)	Height (cm)	Pol	Azimuth (deg)	Corr. (dB/m)
---	---	---	---	---		---	---

EUT Information

EUT Name:	Telematics Module
Model:	GLM2037TK
Test Mode:	WIFI 5G_11ac80_Ch58
Order No/Sample No:	168444225/A003605994-003
Test Voltage::	DC 12V From DC Source
Remark:	Temp 24 Humi:50%
Test Standard:	FCC 15.407
Tested By:	Kei Zhang
Reviewed By:	Terry Yin

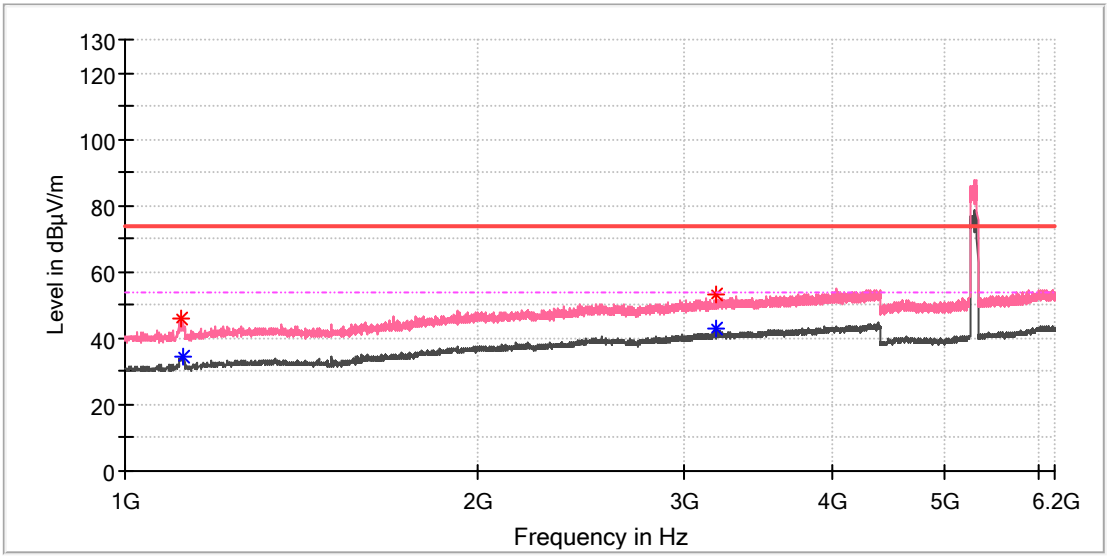

Critical_Freqs

Frequency (MHz)	MaxPeak (dBµV/m)	Average (dBµV/m)	Limit (dBµV/m)	Margin (dB)	Height (cm)	Pol	Azimuth (deg)	Corr. (dB/m)
1116.000000	45.67	---	74.00	28.33	150.0	V	277.0	0.1
1122.500000	---	34.50	54.00	19.50	150.0	V	277.0	0.2
3189.500000	---	42.79	54.00	11.21	150.0	V	277.0	8.6
3190.000000	53.08	---	74.00	20.92	150.0	V	277.0	8.6

Final_Result

Frequency (MHz)	MaxPeak (dBµV/m)	Limit (dBµV/m)	Margin (dB)	Height (cm)	Pol	Azimuth (deg)	Corr. (dB/m)
---	---	---	---	---		---	---

EUT Information

EUT Name:	Telematics Module
Model:	GLM2037TK
Test Mode:	WIFI 5G_11ac80_Ch58
Order No/Sample No:	168444225/A003605994-003
Test Voltage::	DC 12V From DC Source
Remark:	Temp 24 Humi:50%
Test Standard:	FCC 15.407
Tested By:	Kei Zhang
Reviewed By:	Terry Yin

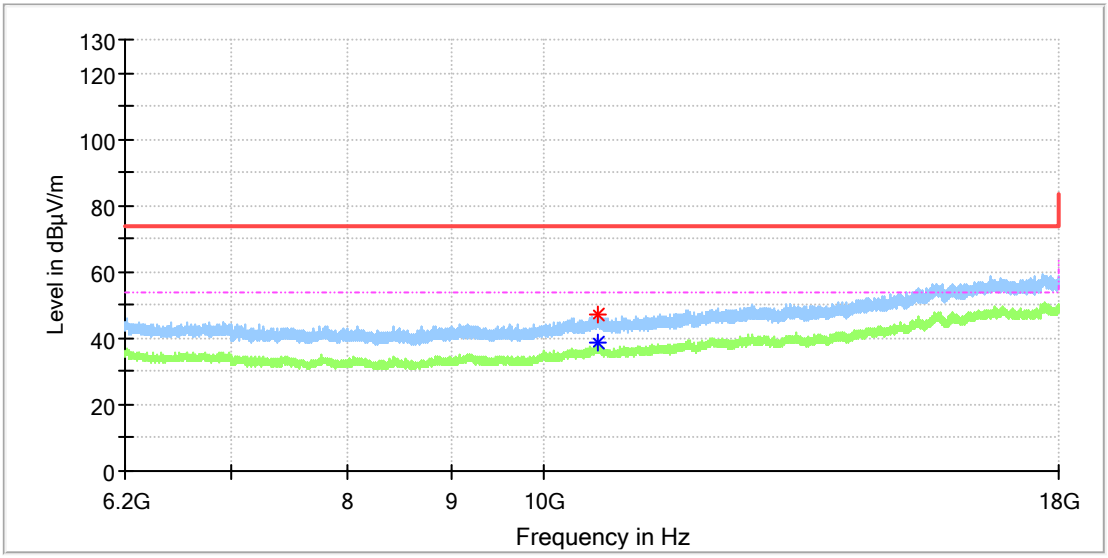

Critical_Freqs

Frequency (MHz)	MaxPeak (dBµV/m)	Average (dBµV/m)	Limit (dBµV/m)	Margin (dB)	Height (cm)	Pol	Azimuth (deg)	Corr. (dB/m)
10625.000000	---	38.48	54.00	15.52	150.0	H	3.0	12.0
10630.408333	47.18	---	74.00	26.82	150.0	H	300.0	12.0

Final_Result

Frequency (MHz)	MaxPeak (dBµV/m)	Limit (dBµV/m)	Margin (dB)	Height (cm)	Pol	Azimuth (deg)	Corr. (dB/m)
---	---	---	---	---		---	---

EUT Information

EUT Name:	Telematics Module
Model:	GLM2037TK
Test Mode:	WIFI 5G_11ac80_Ch58
Order No/Sample No:	168444225/A003605994-003
Test Voltage::	DC 12V From DC Source
Remark:	Temp 24 Humi:50%
Test Standard:	FCC 15.407
Tested By:	Kei Zhang
Reviewed By:	Terry Yin

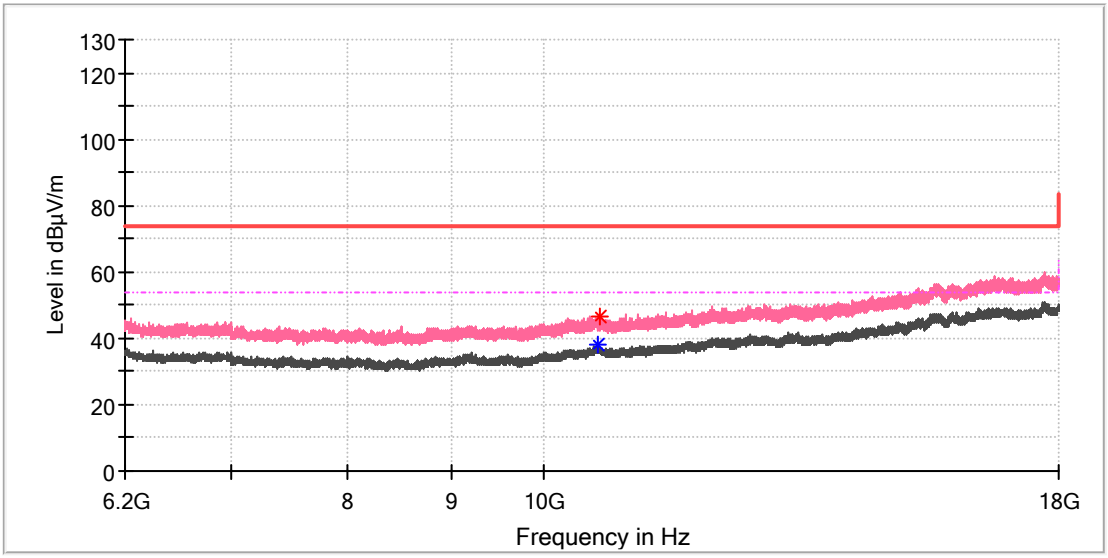

Critical_Freqs

Frequency (MHz)	MaxPeak (dBµV/m)	Average (dBµV/m)	Limit (dBµV/m)	Margin (dB)	Height (cm)	Pol	Azimuth (deg)	Corr. (dB/m)
10637.783333	---	37.85	54.00	16.15	150.0	V	259.0	12.0
10669.250000	46.47	---	74.00	27.53	150.0	V	0.0	11.9

Final_Result

Frequency (MHz)	MaxPeak (dBµV/m)	Limit (dBµV/m)	Margin (dB)	Height (cm)	Pol	Azimuth (deg)	Corr. (dB/m)
---	---	---	---	---		---	---

EUT Information

EUT Name:	Telematics Module
Model:	GLM2037TK
Test Mode:	WIFI 5G_11ac80_Ch58
Order No/Sample No:	168444225/A003605994-003
Test Voltage::	DC 12V From DC Source
Remark:	Temp 24 Humi:50%
Test Standard:	FCC 15.407
Tested By:	Kei Zhang
Reviewed By:	Terry Yin

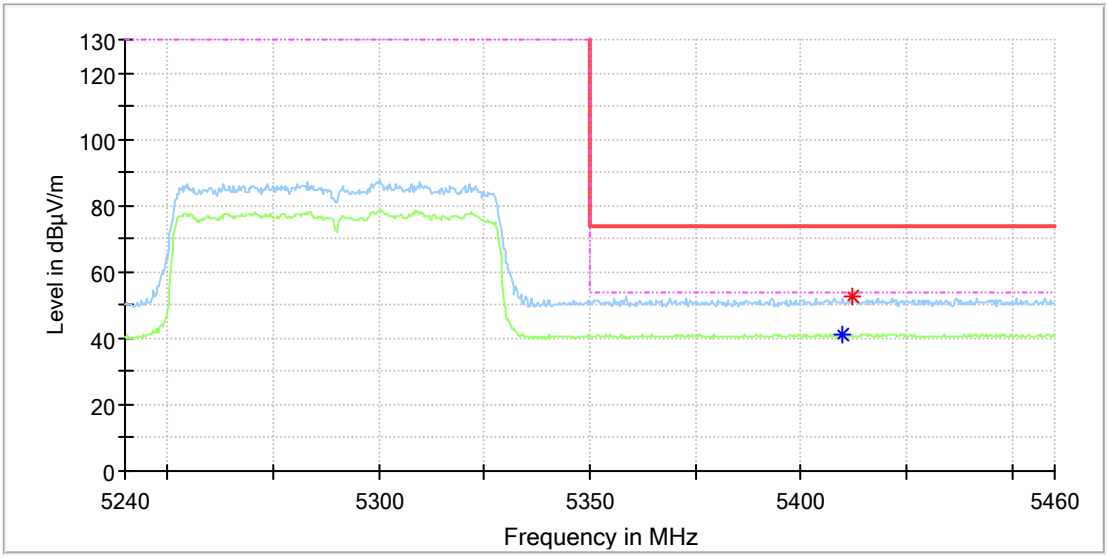

Critical_Freqs

Frequency (MHz)	MaxPeak (dBµV/m)	Average (dBµV/m)	Limit (dBµV/m)	Margin (dB)	Height (cm)	Pol	Azimuth (deg)	Corr. (dB/m)
5409.944444	---	40.99	54.00	13.01	150.0	H	99.0	13.5
5412.300000	52.49	---	74.00	21.51	150.0	H	51.0	13.5

Final_Result

Frequency (MHz)	MaxPeak (dBµV/m)	Limit (dBµV/m)	Margin (dB)	Height (cm)	Pol	Azimuth (deg)	Corr. (dB/m)
---	---	---	---	---		---	---

EUT Information

EUT Name:	Telematics Module
Model:	GLM2037TK
Test Mode:	WIFI 5G_11ac80_Ch58
Order No/Sample No:	168444225/A003605994-003
Test Voltage::	DC 12V From DC Source
Remark:	Temp 24 Humi:50%
Test Standard:	FCC 15.407
Tested By:	Kei Zhang
Reviewed By:	Terry Yin

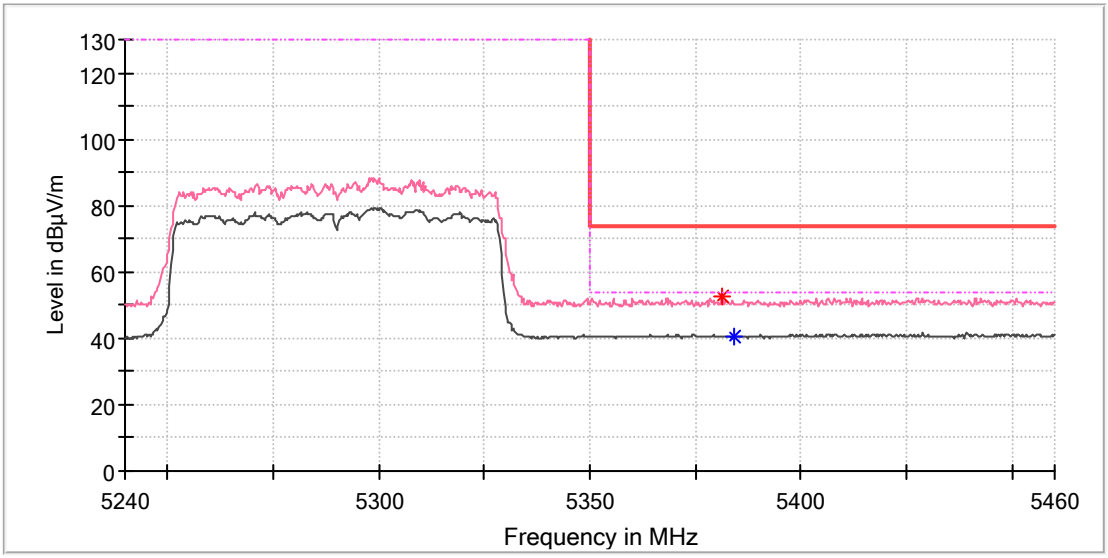

Critical_Freqs

Frequency (MHz)	MaxPeak (dBµV/m)	Average (dBµV/m)	Limit (dBµV/m)	Margin (dB)	Height (cm)	Pol	Azimuth (deg)	Corr. (dB/m)
5381.088889	52.36	---	74.00	21.64	150.0	V	233.0	13.4
5384.033333	---	40.81	54.00	13.19	150.0	V	6.0	13.4

Final_Result

Frequency (MHz)	MaxPeak (dBµV/m)	Limit (dBµV/m)	Margin (dB)	Height (cm)	Pol	Azimuth (deg)	Corr. (dB/m)
---	---	---	---	---		---	---

EUT Information

EUT Name:	Telematics Module
Model:	GLM2037TK
Test Mode:	WIFI 5G_11n20_Ch56
Order No/Sample No:	168444225/A003605994-003
Test Voltage::	DC 12V From DC Source
Remark:	Temp 24 Humi:50%
Test Standard:	FCC 15.407
Tested By:	Kei Zhang
Reviewed By:	Terry Yin

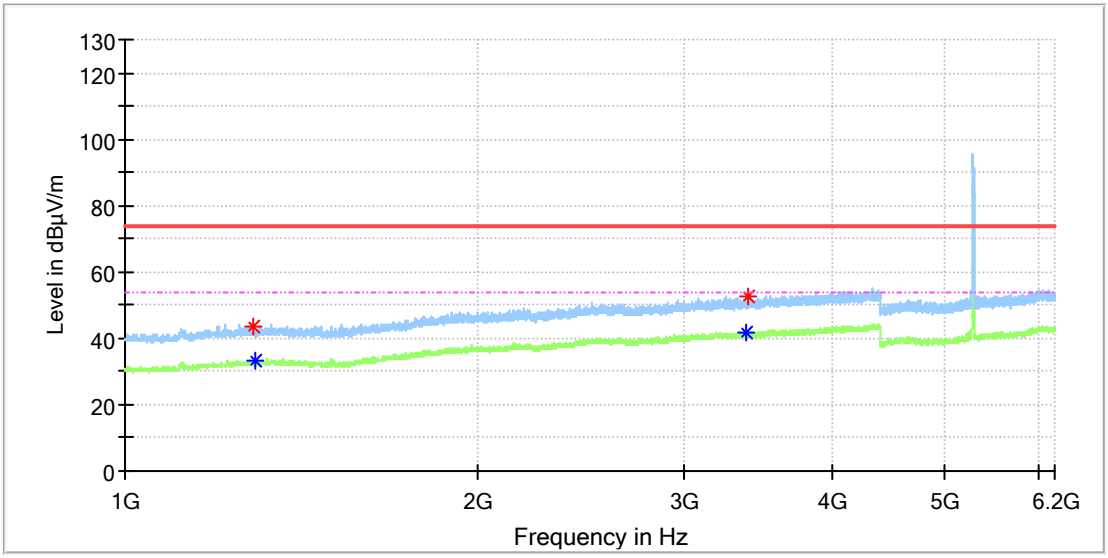

Critical_Freqs

Frequency (MHz)	MaxPeak (dBµV/m)	Average (dBµV/m)	Limit (dBµV/m)	Margin (dB)	Height (cm)	Pol	Azimuth (deg)	Corr. (dB/m)
1285.500000	43.69	---	74.00	30.31	150.0	H	54.0	1.9
1290.500000	---	33.44	54.00	20.56	150.0	H	126.0	1.9
3385.500000	---	41.71	54.00	12.29	150.0	H	267.0	8.7
3396.000000	52.64	---	74.00	21.36	150.0	H	93.0	8.7

Final_Result

Frequency (MHz)	MaxPeak (dBµV/m)	Limit (dBµV/m)	Margin (dB)	Height (cm)	Pol	Azimuth (deg)	Corr. (dB/m)
---	---	---	---	---		---	---

EUT Information

EUT Name:	Telematics Module
Model:	GLM2037TK
Test Mode:	WIFI 5G_11n20_Ch56
Order No/Sample No:	168444225/A003605994-003
Test Voltage::	DC 12V From DC Source
Remark:	Temp 24 Humi:50%
Test Standard:	FCC 15.407
Tested By:	Kei Zhang
Reviewed By:	Terry Yin

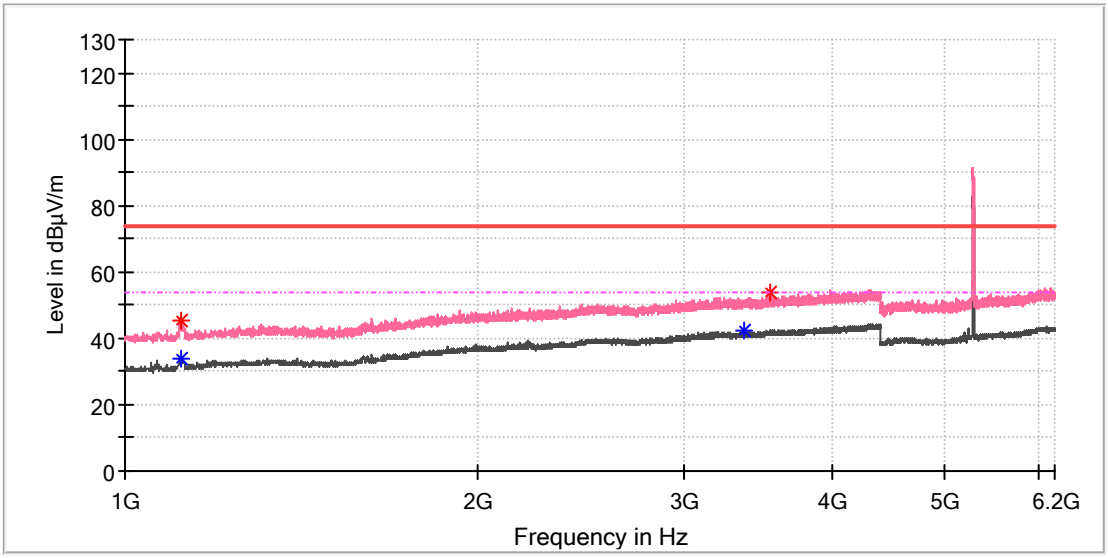

Critical_Freqs

Frequency (MHz)	MaxPeak (dBµV/m)	Average (dBµV/m)	Limit (dBµV/m)	Margin (dB)	Height (cm)	Pol	Azimuth (deg)	Corr. (dB/m)
1115.000000	45.37	---	74.00	28.63	150.0	V	269.0	0.1
1118.000000	---	34.11	54.00	19.89	150.0	V	269.0	0.1
3376.500000	---	42.24	54.00	11.76	150.0	V	168.0	8.6
3548.500000	53.93	---	74.00	20.07	150.0	V	124.0	9.2

Final_Result

Frequency (MHz)	MaxPeak (dBµV/m)	Limit (dBµV/m)	Margin (dB)	Height (cm)	Pol	Azimuth (deg)	Corr. (dB/m)
---	---	---	---	---		---	---

EUT Information

EUT Name:	Telematics Module
Model:	GLM2037TK
Test Mode:	WIFI 5G_11n20_Ch56
Order No/Sample No:	168444225/A003605994-003
Test Voltage::	DC 12V From DC Source
Remark:	Temp 24 Humi:50%
Test Standard:	FCC 15.407
Tested By:	Kei Zhang
Reviewed By:	Terry Yin

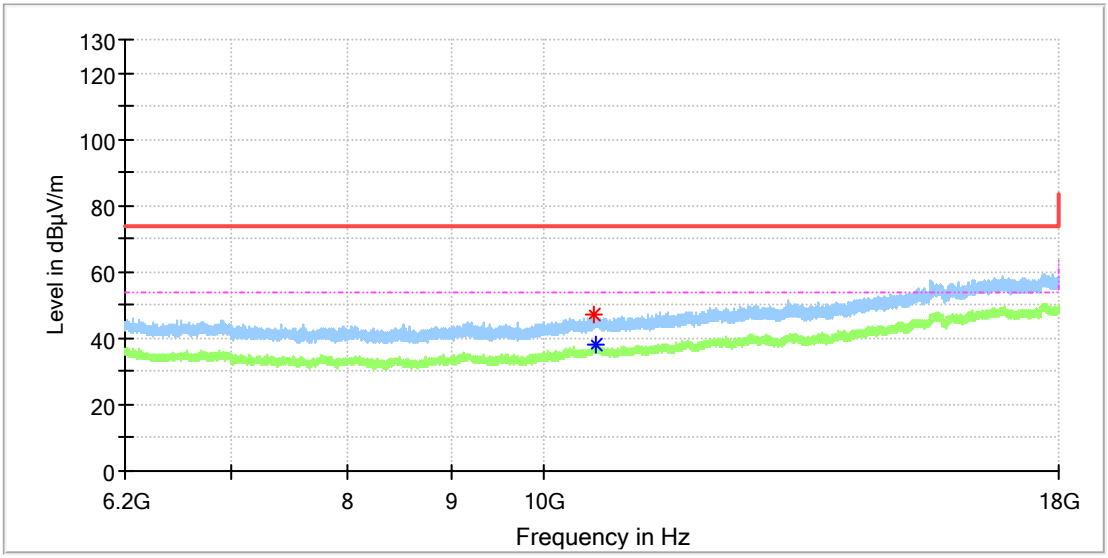

Critical_Freqs

Frequency (MHz)	MaxPeak (dBµV/m)	Average (dBµV/m)	Limit (dBµV/m)	Margin (dB)	Height (cm)	Pol	Azimuth (deg)	Corr. (dB/m)
10594.025000	47.33	---	74.00	26.67	150.0	H	213.0	12.1
10623.525000	---	37.82	54.00	16.18	150.0	H	190.0	12.0

Final_Result

Frequency (MHz)	MaxPeak (dBµV/m)	Limit (dBµV/m)	Margin (dB)	Height (cm)	Pol	Azimuth (deg)	Corr. (dB/m)
---	---	---	---	---		---	---

EUT Information

EUT Name:	Telematics Module
Model:	GLM2037TK
Test Mode:	WIFI 5G_11n20_Ch56
Order No/Sample No:	168444225/A003605994-003
Test Voltage::	DC 12V From DC Source
Remark:	Temp 24 Humi:50%
Test Standard:	FCC 15.407
Tested By:	Kei Zhang
Reviewed By:	Terry Yin

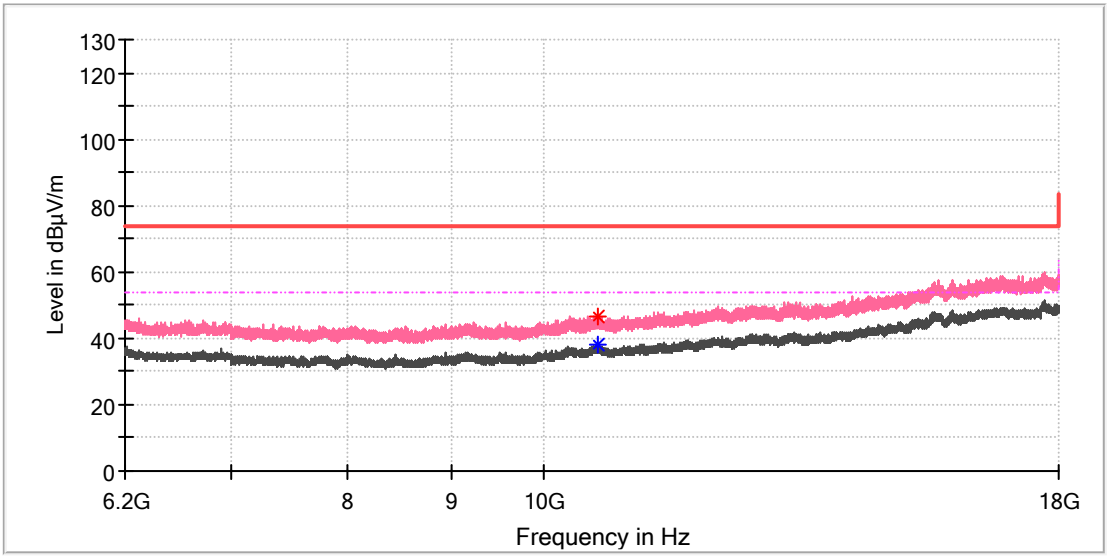

Critical_Freqs

Frequency (MHz)	MaxPeak (dBµV/m)	Average (dBµV/m)	Limit (dBµV/m)	Margin (dB)	Height (cm)	Pol	Azimuth (deg)	Corr. (dB/m)
10639.750000	46.73	---	74.00	27.27	150.0	V	240.0	12.0
10646.633333	---	37.93	54.00	16.07	150.0	V	358.0	12.0

Final_Result

Frequency (MHz)	MaxPeak (dBµV/m)	Limit (dBµV/m)	Margin (dB)	Height (cm)	Pol	Azimuth (deg)	Corr. (dB/m)
---	---	---	---	---		---	---

EUT Information

EUT Name:	Telematics Module
Model:	GLM2037TK
Test Mode:	WIFI 5G_11n20_Ch64
Order No/Sample No:	168444225/A003605994-003
Test Voltage::	DC 12V From DC Source
Remark:	Temp 24 Humi:50%
Test Standard:	FCC 15.407
Tested By:	Kei Zhang
Reviewed By:	Terry Yin

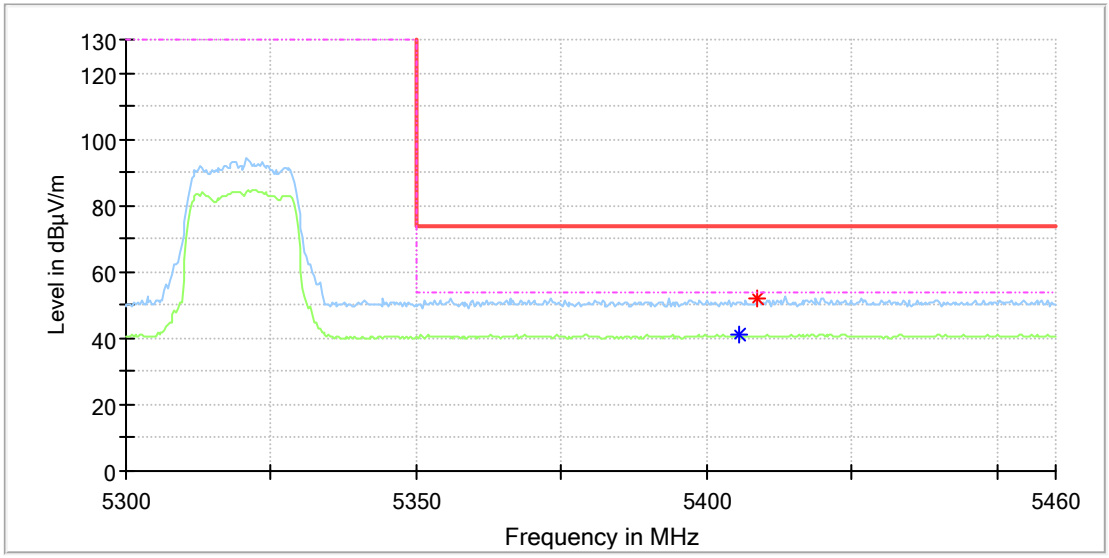

Critical_Freqs

Frequency (MHz)	MaxPeak (dBµV/m)	Average (dBµV/m)	Limit (dBµV/m)	Margin (dB)	Height (cm)	Pol	Azimuth (deg)	Corr. (dB/m)
5405.527778	---	41.25	54.00	12.75	150.0	H	345.0	13.5
5408.766667	52.10	---	74.00	21.90	150.0	H	243.0	13.5

Final_Result

Frequency (MHz)	MaxPeak (dBµV/m)	Limit (dBµV/m)	Margin (dB)	Height (cm)	Pol	Azimuth (deg)	Corr. (dB/m)
---	---	---	---	---		---	---

EUT Information

EUT Name:	Telematics Module
Model:	GLM2037TK
Test Mode:	WIFI 5G_11n20_Ch64
Order No/Sample No:	168444225/A003605994-003
Test Voltage::	DC 12V From DC Source
Remark:	Temp 24 Humi:50%
Test Standard:	FCC 15.407
Tested By:	Kei Zhang
Reviewed By:	Terry Yin

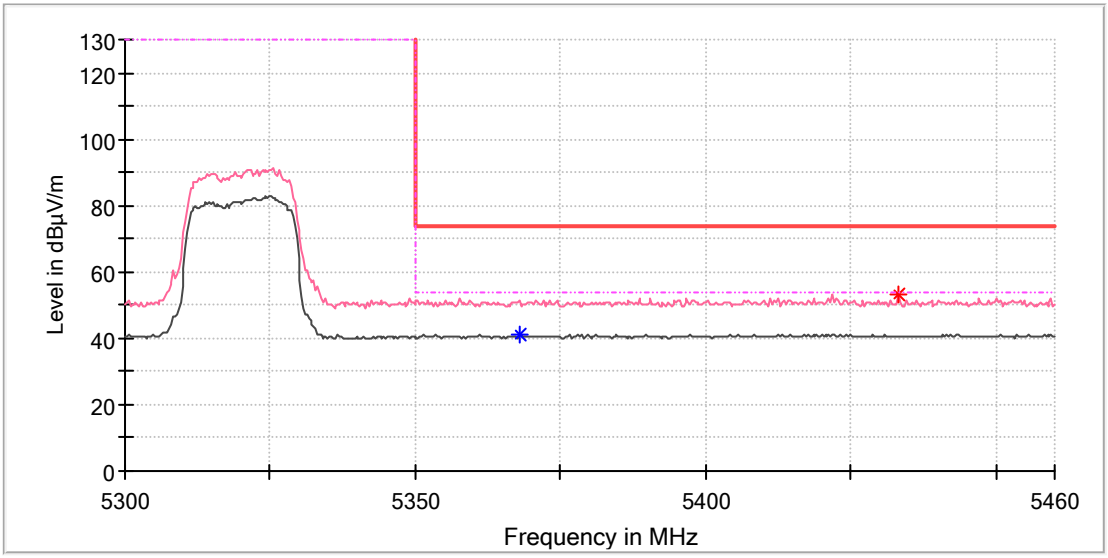

Critical_Freqs

Frequency (MHz)	MaxPeak (dBµV/m)	Average (dBµV/m)	Limit (dBµV/m)	Margin (dB)	Height (cm)	Pol	Azimuth (deg)	Corr. (dB/m)
5367.838889	---	41.19	54.00	12.81	150.0	V	0.0	13.3
5433.205556	52.95	---	74.00	21.05	150.0	V	0.0	13.5

Final_Result

Frequency (MHz)	MaxPeak (dBµV/m)	Limit (dBµV/m)	Margin (dB)	Height (cm)	Pol	Azimuth (deg)	Corr. (dB/m)
---	---	---	---	---		---	---

U-NII-2C:

EUT Information

EUT Name:	Telematics Module
Model:	GLM2037TK
Test Mode:	WIFI 5G_11a_Ch100
Order No/Sample No:	168444225/A003605994-003
Test Voltage::	DC 12V From DC Source
Remark:	Temp 24 Humi:50%
Test Standard:	FCC 15.407
Tested By:	Kei Zhang
Reviewed By:	Terry Yin

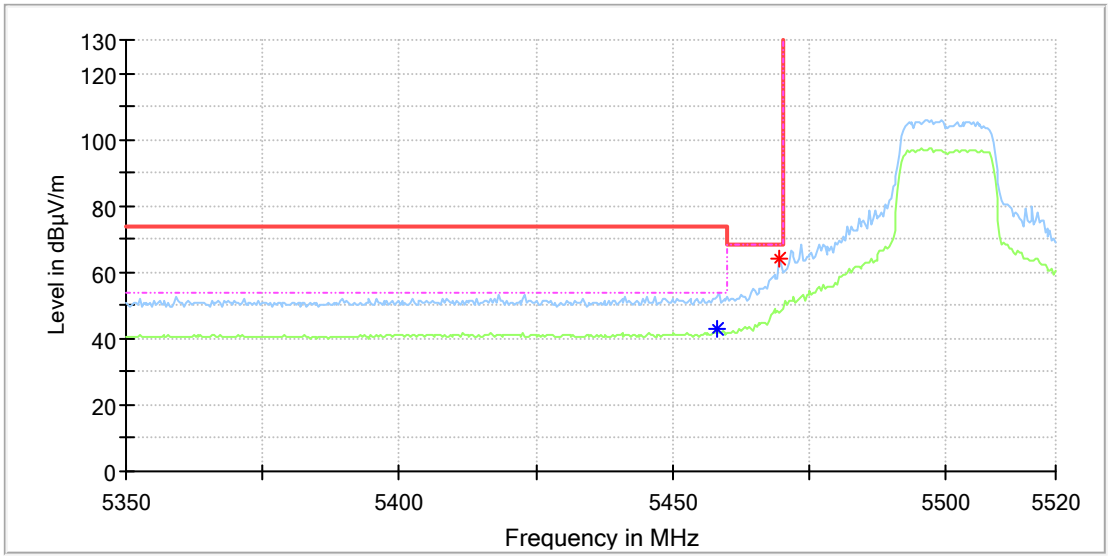

Critical_Freqs

Frequency (MHz)	MaxPeak (dBµV/m)	Average (dBµV/m)	Limit (dBµV/m)	Margin (dB)	Height (cm)	Pol	Azimuth (deg)	Corr. (dB/m)
5458.066667	---	42.79	54.00	11.21	150.0	H	75.0	13.6
5469.538889	64.18	---	68.20	4.02	150.0	H	93.0	13.6

Final_Result

Frequency (MHz)	MaxPeak (dBµV/m)	Limit (dBµV/m)	Margin (dB)	Height (cm)	Pol	Azimuth (deg)	Corr. (dB/m)
---	---	---	---	---		---	---

EUT Information

EUT Name:	Telematics Module
Model:	GLM2037TK
Test Mode:	WIFI 5G_11a_Ch100
Order No/Sample No:	168444225/A003605994-003
Test Voltage::	DC 12V From DC Source
Remark:	Temp 24 Humi:50%
Test Standard:	FCC 15.407
Tested By:	Kei Zhang
Reviewed By:	Terry Yin

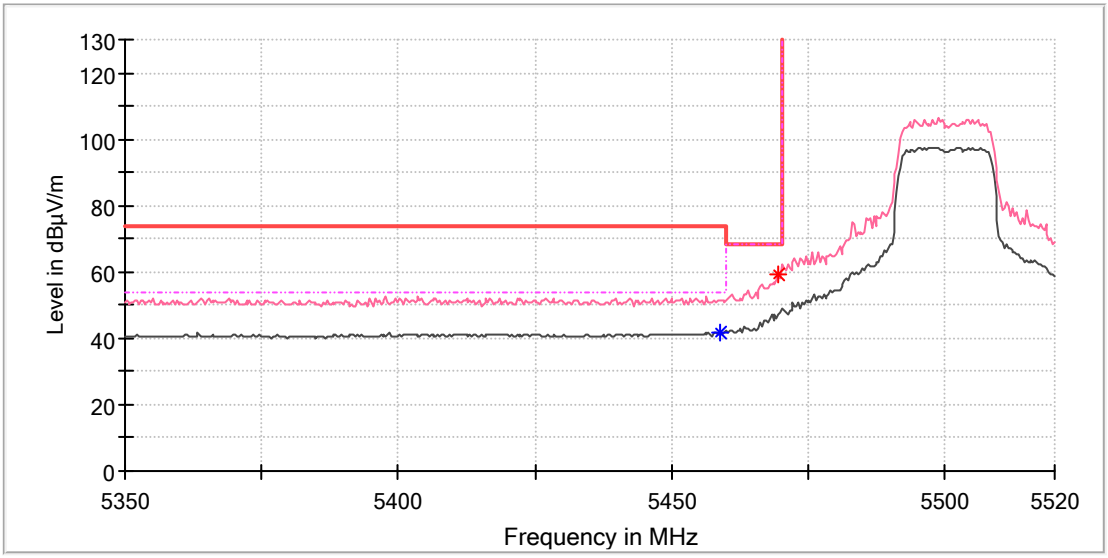

Critical_Freqs

Frequency (MHz)	MaxPeak (dBµV/m)	Average (dBµV/m)	Limit (dBµV/m)	Margin (dB)	Height (cm)	Pol	Azimuth (deg)	Corr. (dB/m)
5458.722222	---	41.99	54.00	12.01	150.0	V	176.0	13.6
5469.538889	59.26	---	68.20	8.94	150.0	V	183.0	13.6

Final_Result

Frequency (MHz)	MaxPeak (dBµV/m)	Limit (dBµV/m)	Margin (dB)	Height (cm)	Pol	Azimuth (deg)	Corr. (dB/m)
---	---	---	---	---		---	---

EUT Information

EUT Name:	Telematics Module
Model:	GLM2037TK
Test Mode:	WIFI 5G_11a_Ch116
Order No/Sample No:	168444225/A003605994-003
Test Voltage::	DC 12V From DC Source
Remark:	Temp 24 Humi:50%
Test Standard:	FCC 15.407
Tested By:	Kei Zhang
Reviewed By:	Terry Yin

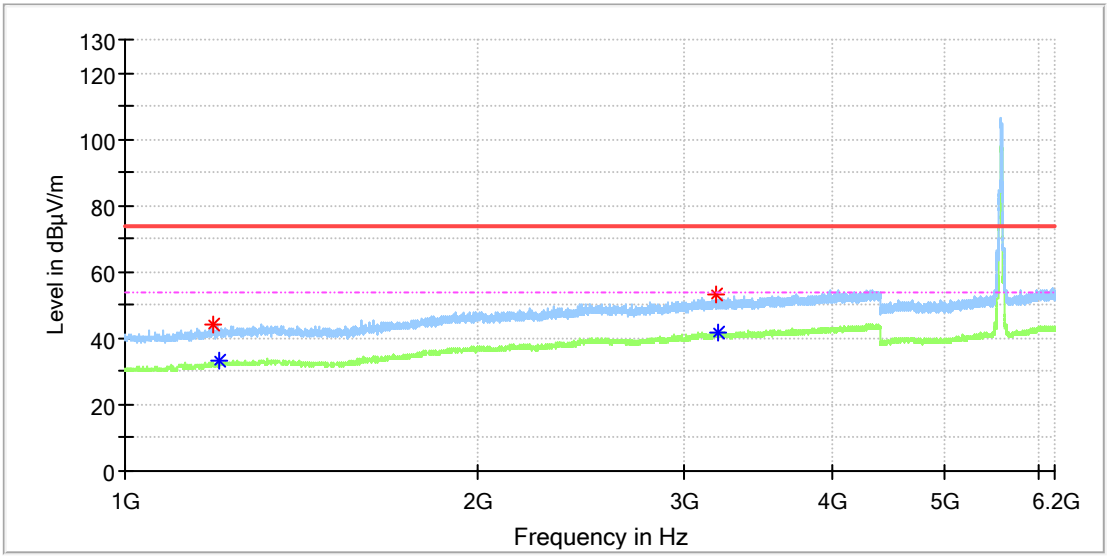

Critical_Freqs

Frequency (MHz)	MaxPeak (dBµV/m)	Average (dBµV/m)	Limit (dBµV/m)	Margin (dB)	Height (cm)	Pol	Azimuth (deg)	Corr. (dB/m)
1190.000000	44.31	---	74.00	29.69	150.0	H	231.0	1.1
1203.500000	---	32.97	54.00	21.03	150.0	H	258.0	1.2
3189.500000	53.11	---	74.00	20.89	150.0	H	337.0	8.6
3205.500000	---	41.48	54.00	12.52	150.0	H	109.0	8.6

Final_Result

Frequency (MHz)	MaxPeak (dBµV/m)	Limit (dBµV/m)	Margin (dB)	Height (cm)	Pol	Azimuth (deg)	Corr. (dB/m)
---	---	---	---	---		---	---

EUT Information

EUT Name:	Telematics Module
Model:	GLM2037TK
Test Mode:	WIFI 5G_11a_Ch116
Order No/Sample No:	168444225/A003605994-003
Test Voltage::	DC 12V From DC Source
Remark:	Temp 24 Humi:50%
Test Standard:	FCC 15.407
Tested By:	Kei Zhang
Reviewed By:	Terry Yin

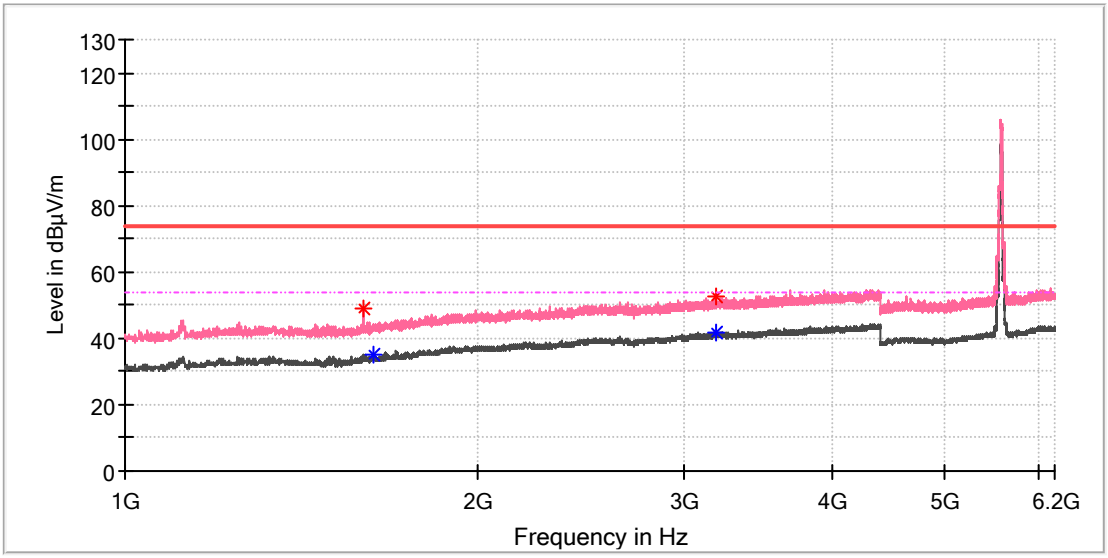

Critical_Freqs

Frequency (MHz)	MaxPeak (dBµV/m)	Average (dBµV/m)	Limit (dBµV/m)	Margin (dB)	Height (cm)	Pol	Azimuth (deg)	Corr. (dB/m)
1597.000000	48.84	---	74.00	25.16	150.0	V	250.0	2.1
1625.500000	---	35.17	54.00	18.83	150.0	V	230.0	2.4
3187.000000	---	41.85	54.00	12.15	150.0	V	21.0	8.6
3194.000000	52.56	---	74.00	21.44	150.0	V	0.0	8.6

Final_Result

Frequency (MHz)	MaxPeak (dBµV/m)	Limit (dBµV/m)	Margin (dB)	Height (cm)	Pol	Azimuth (deg)	Corr. (dB/m)
---	---	---	---	---		---	---

EUT Information

EUT Name:	Telematics Module
Model:	GLM2037TK
Test Mode:	WIFI 5G_11a_Ch116
Order No/Sample No:	168444225/A003605994-003
Test Voltage::	DC 12V From DC Source
Remark:	Temp 24 Humi:50%
Test Standard:	FCC 15.407
Tested By:	Kei Zhang
Reviewed By:	Terry Yin

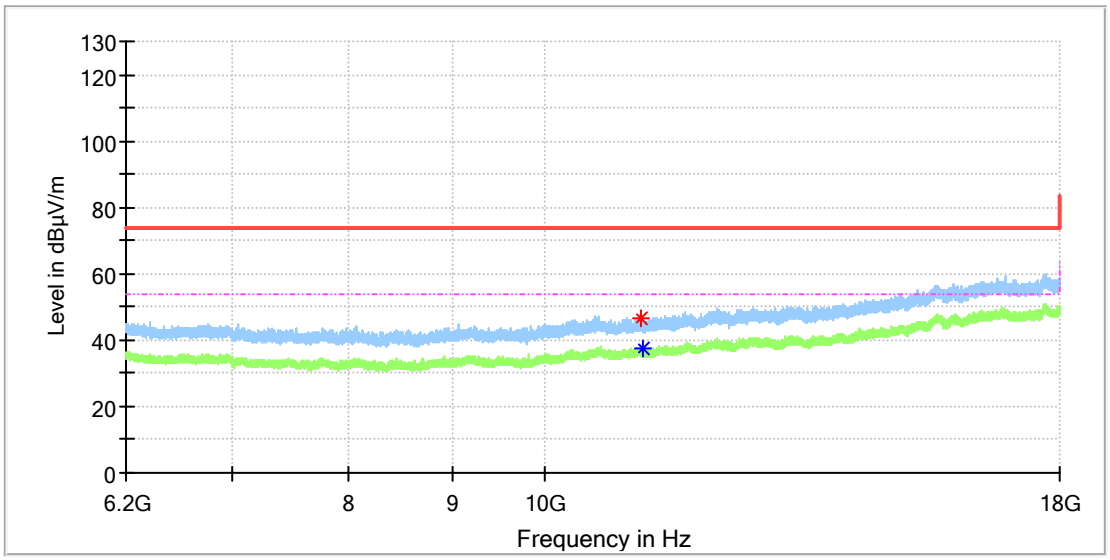

Critical_Freqs

Frequency (MHz)	MaxPeak (dBµV/m)	Average (dBµV/m)	Limit (dBµV/m)	Margin (dB)	Height (cm)	Pol	Azimuth (deg)	Corr. (dB/m)
11158.950000	46.71	---	74.00	27.29	150.0	H	116.0	12.5
11181.075000	---	37.61	54.00	16.39	150.0	H	246.0	12.6

Final_Result

Frequency (MHz)	MaxPeak (dBµV/m)	Limit (dBµV/m)	Margin (dB)	Height (cm)	Pol	Azimuth (deg)	Corr. (dB/m)
---	---	---	---	---		---	---

EUT Information

EUT Name:	Telematics Module
Model:	GLM2037TK
Test Mode:	WIFI 5G_11a_Ch116
Order No/Sample No:	168444225/A003605994-003
Test Voltage::	DC 12V From DC Source
Remark:	Temp 24 Humi:50%
Test Standard:	FCC 15.407
Tested By:	Kei Zhang
Reviewed By:	Terry Yin

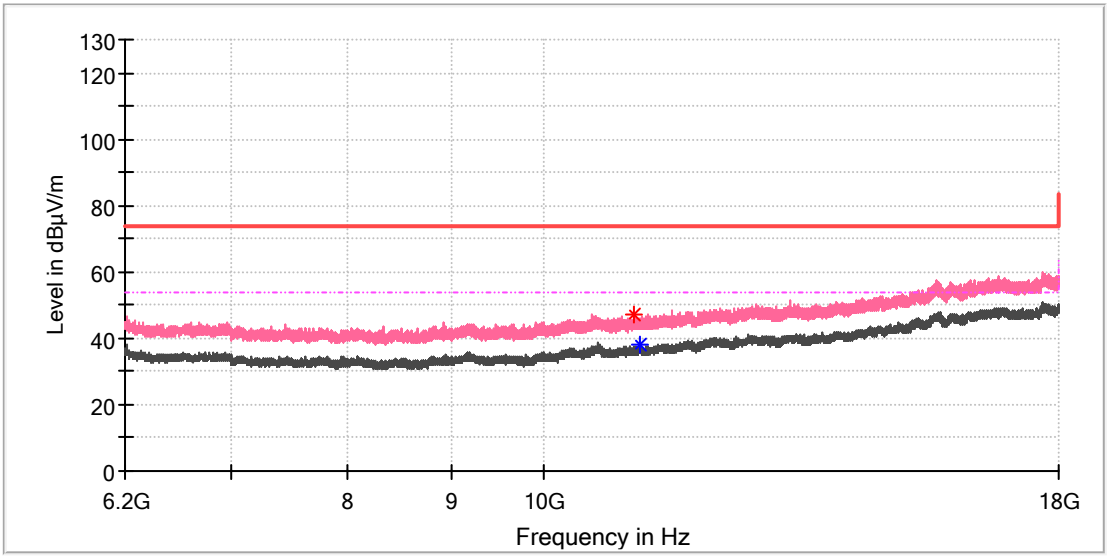

Critical_Freqs

Frequency (MHz)	MaxPeak (dBµV/m)	Average (dBµV/m)	Limit (dBµV/m)	Margin (dB)	Height (cm)	Pol	Azimuth (deg)	Corr. (dB/m)
11072.908333	47.34	---	74.00	26.66	150.0	V	98.0	12.3
11147.641667	---	37.89	54.00	16.11	150.0	V	285.0	12.5

Final_Result

Frequency (MHz)	MaxPeak (dBµV/m)	Limit (dBµV/m)	Margin (dB)	Height (cm)	Pol	Azimuth (deg)	Corr. (dB/m)
---	---	---	---	---		---	---

EUT Information

EUT Name:	Telematics Module
Model:	GLM2037TK
Test Mode:	WIFI 5G_11a_Ch140
Order No/Sample No:	168444225/A003605994-003
Test Voltage::	DC 12V From DC Source
Remark:	Temp 24 Humi:50%
Test Standard:	FCC 15.407
Tested By:	Kei Zhang
Reviewed By:	Terry Yin

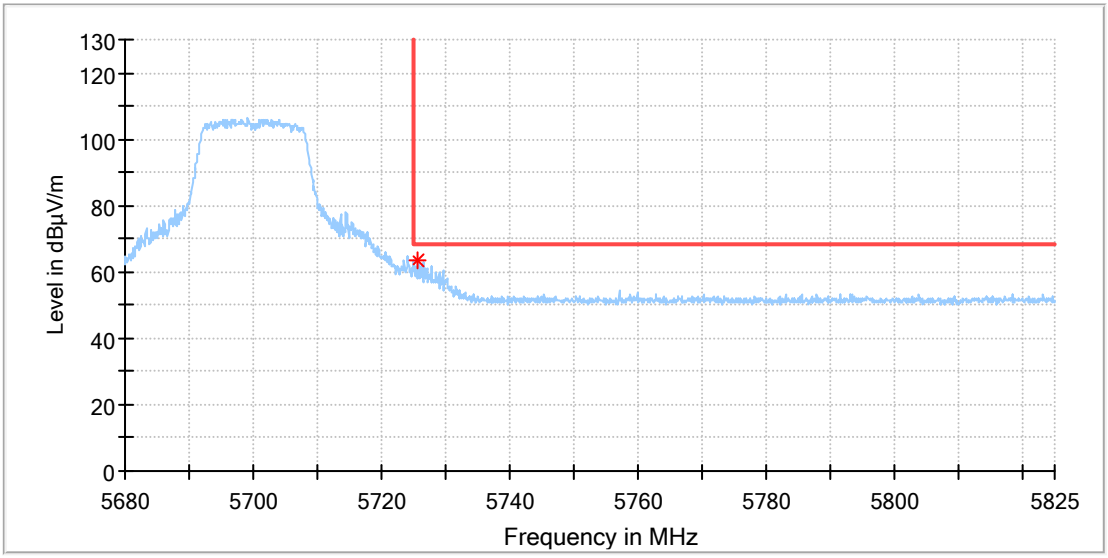

Critical_Freqs

Frequency (MHz)	MaxPeak (dBµV/m)	Limit (dBµV/m)	Margin (dB)	Height (cm)	Pol	Azimuth (deg)	Corr. (dB/m)
5725.709722	63.66	68.20	4.54	150.0	H	163.0	13.9

Final_Result

Frequency (MHz)	MaxPeak (dBµV/m)	Limit (dBµV/m)	Margin (dB)	Height (cm)	Pol	Azimuth (deg)	Corr. (dB/m)
---	---	---	---	---		---	---

EUT Information

EUT Name:	Telematics Module
Model:	GLM2037TK
Test Mode:	WIFI 5G_11a_Ch140
Order No/Sample No:	168444225/A003605994-003
Test Voltage::	DC 12V From DC Source
Remark:	Temp 24 Humi:50%
Test Standard:	FCC 15.407
Tested By:	Kei Zhang
Reviewed By:	Terry Yin

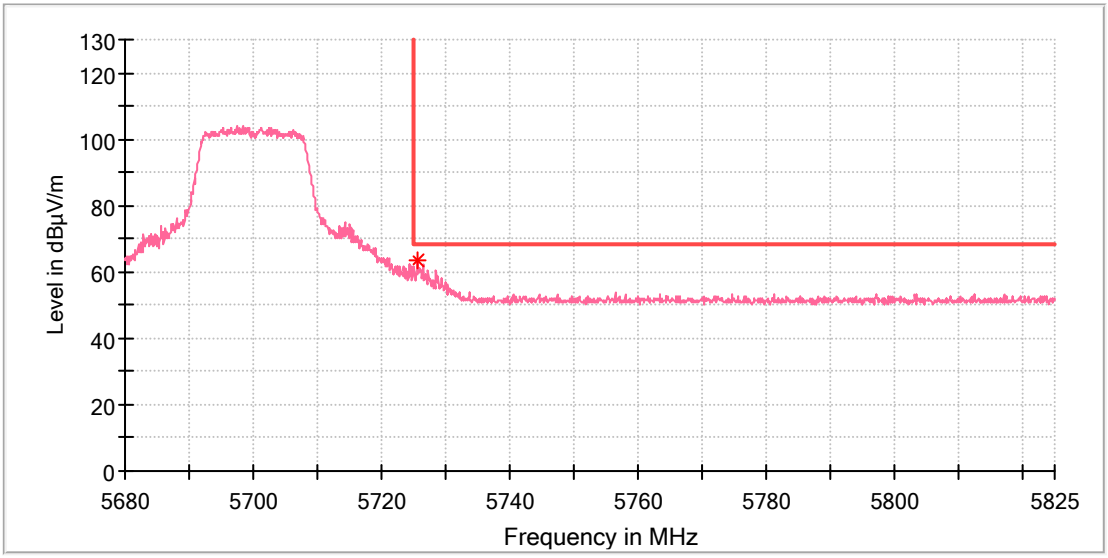

Critical_Freqs

Frequency (MHz)	MaxPeak (dBµV/m)	Limit (dBµV/m)	Margin (dB)	Height (cm)	Pol	Azimuth (deg)	Corr. (dB/m)
5725.616667	63.74	68.20	4.46	150.0	V	182.0	13.9

Final_Result

Frequency (MHz)	MaxPeak (dBµV/m)	Limit (dBµV/m)	Margin (dB)	Height (cm)	Pol	Azimuth (deg)	Corr. (dB/m)
---	---	---	---	---		---	---

EUT Information

EUT Name:	Telematics Module
Model:	GLM2037TK
Test Mode:	WIFI 5G_11ac80_Ch106
Order No/Sample No:	168444225/A003605994-003
Test Voltage::	DC 12V From DC Source
Remark:	Temp 24 Humi:50%
Test Standard:	FCC 15.407
Tested By:	Kei Zhang
Reviewed By:	Terry Yin

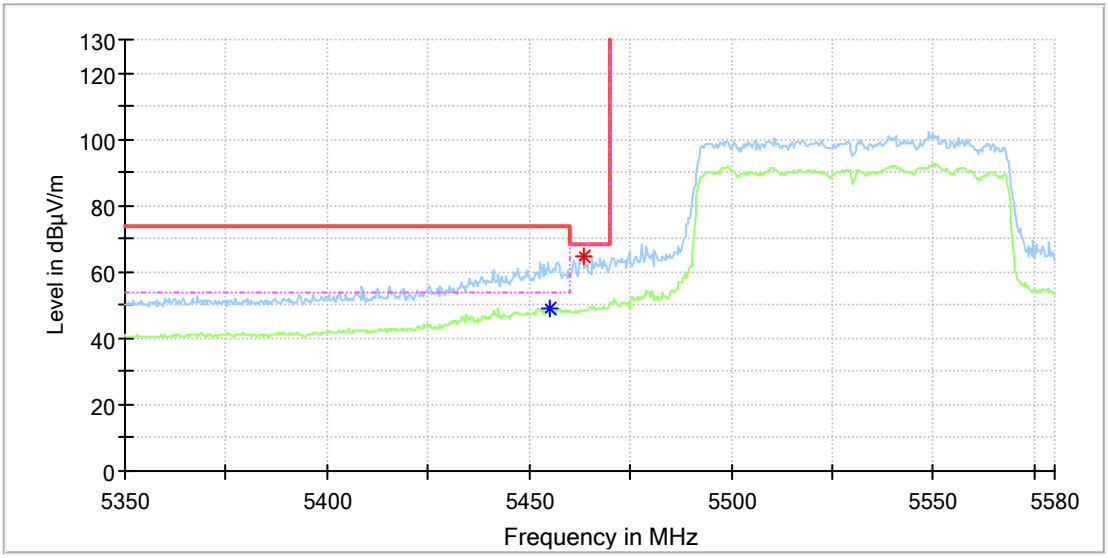

Critical_Freqs

Frequency (MHz)	MaxPeak (dBµV/m)	Average (dBµV/m)	Limit (dBµV/m)	Margin (dB)	Height (cm)	Pol	Azimuth (deg)	Corr. (dB/m)
5463.311111	64.72	---	68.20	3.48	150.0	H	166.0	13.6
5455.116667	---	49.06	54.00	4.94	150.0	H	179.0	13.6

Final_Result

Frequency (MHz)	MaxPeak (dBµV/m)	Limit (dBµV/m)	Margin (dB)	Height (cm)	Pol	Azimuth (deg)	Corr. (dB/m)
---	---	---	---	---		---	---

EUT Information

EUT Name:	Telematics Module
Model:	GLM2037TK
Test Mode:	WIFI 5G_11ac80_Ch106
Order No/Sample No:	168444225/A003605994-003
Test Voltage::	DC 12V From DC Source
Remark:	Temp 24 Humi:50%
Test Standard:	FCC 15.407
Tested By:	Kei Zhang
Reviewed By:	Terry Yin

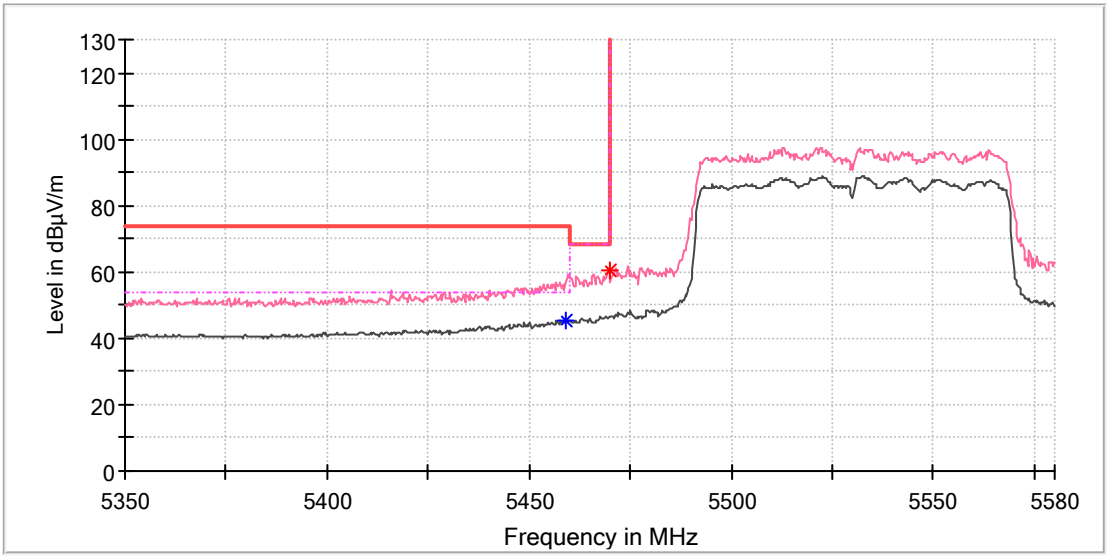

Critical_Freqs

Frequency (MHz)	MaxPeak (dBµV/m)	Average (dBµV/m)	Limit (dBµV/m)	Margin (dB)	Height (cm)	Pol	Azimuth (deg)	Corr. (dB/m)
5459.050000	---	45.35	54.00	8.65	150.0	V	162.0	13.6
5469.866667	60.24	---	68.20	7.96	150.0	V	66.0	13.6

Final_Result

Frequency (MHz)	MaxPeak (dBµV/m)	Limit (dBµV/m)	Margin (dB)	Height (cm)	Pol	Azimuth (deg)	Corr. (dB/m)
---	---	---	---	---		---	---

EUT Information

EUT Name:	Telematics Module
Model:	GLM2037TK
Test Mode:	WIFI 5G_11ac80_Ch122
Order No/Sample No:	168444225/A003605994-003
Test Voltage::	DC 12V From DC Source
Remark:	Temp 24 Humi:50%
Test Standard:	FCC 15.407
Tested By:	Kei Zhang
Reviewed By:	Terry Yin

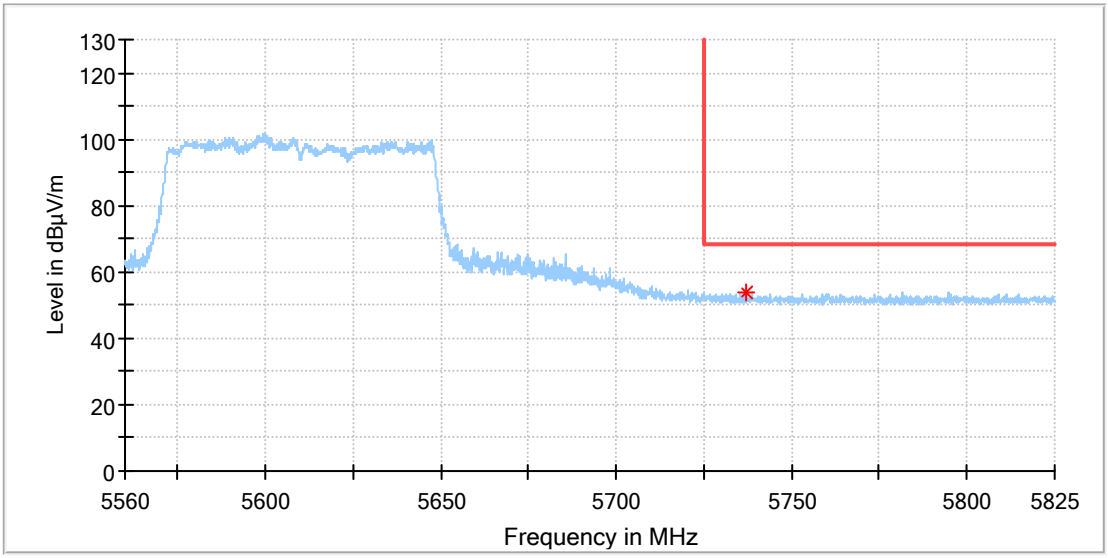

Critical_Freqs

Frequency (MHz)	MaxPeak (dBµV/m)	Limit (dBµV/m)	Margin (dB)	Height (cm)	Pol	Azimuth (deg)	Corr. (dB/m)
5736.876389	54.10	68.20	14.10	150.0	H	324.0	13.9

Final_Result

Frequency (MHz)	MaxPeak (dBµV/m)	Limit (dBµV/m)	Margin (dB)	Height (cm)	Pol	Azimuth (deg)	Corr. (dB/m)
---	---	---	---	---		---	---

EUT Information

EUT Name:	Telematics Module
Model:	GLM2037TK
Test Mode:	WIFI 5G_11ac80_Ch122
Order No/Sample No:	168444225/A003605994-003
Test Voltage::	DC 12V From DC Source
Remark:	Temp 24 Humi:50%
Test Standard:	FCC 15.407
Tested By:	Kei Zhang
Reviewed By:	Terry Yin

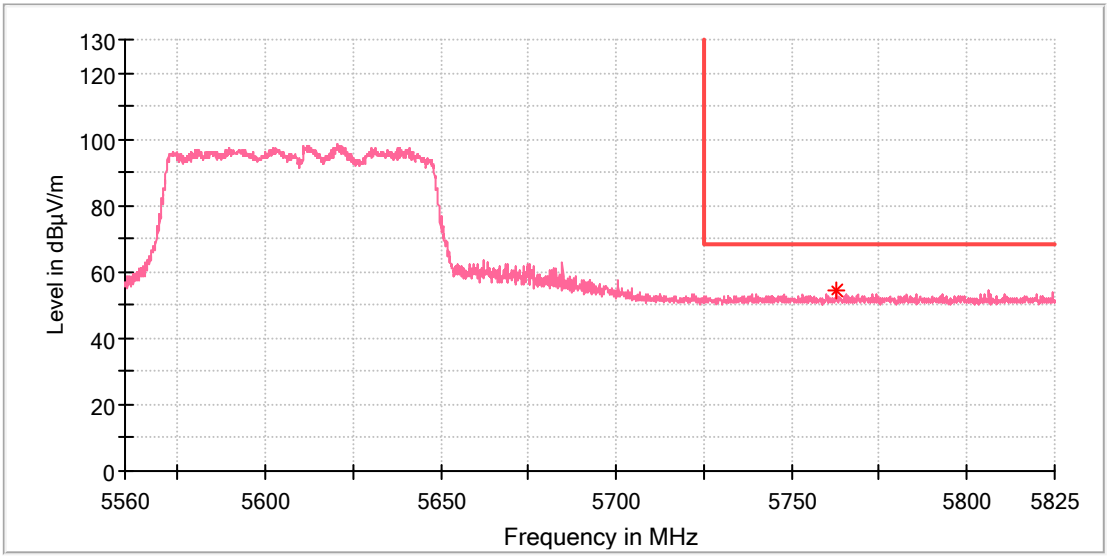

Critical_Freqs

Frequency (MHz)	MaxPeak (dBµV/m)	Limit (dBµV/m)	Margin (dB)	Height (cm)	Pol	Azimuth (deg)	Corr. (dB/m)
5762.838889	54.31	68.20	13.89	150.0	V	191.0	14.0

Final_Result

Frequency (MHz)	MaxPeak (dBµV/m)	Limit (dBµV/m)	Margin (dB)	Height (cm)	Pol	Azimuth (deg)	Corr. (dB/m)
---	---	---	---	---		---	---

EUT Information

EUT Name:	Telematics Module
Model:	GLM2037TK
Test Mode:	WIFI 5G_11ac80_Ch138
Order No/Sample No:	168444225/A003605994-003
Test Voltage::	DC 12V From DC Source
Remark:	Temp 24 Humi:50%
Test Standard:	FCC 15.407
Tested By:	Kei Zhang
Reviewed By:	Terry Yin

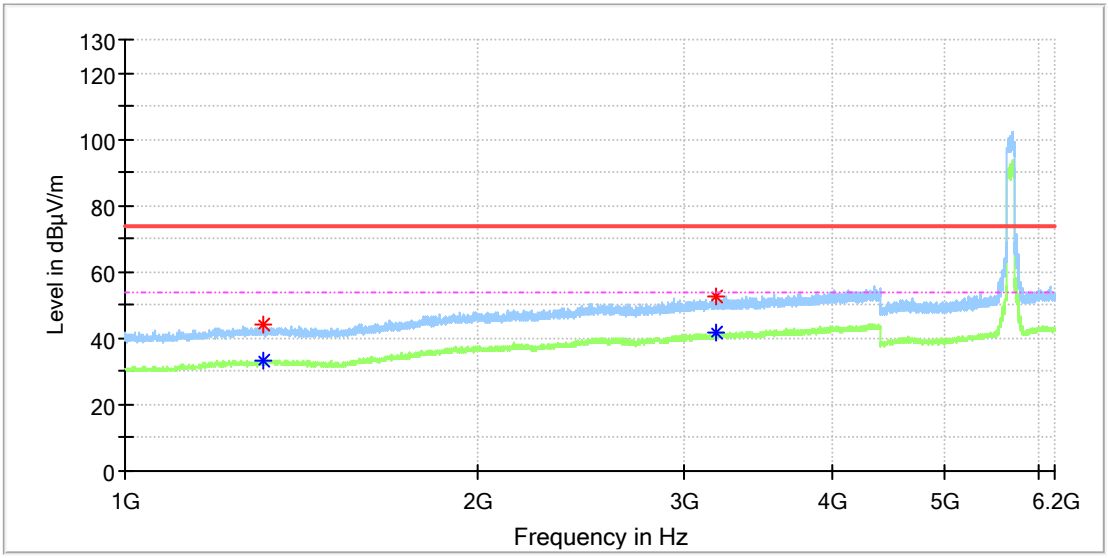

Critical_Freqs

Frequency (MHz)	MaxPeak (dBµV/m)	Average (dBµV/m)	Limit (dBµV/m)	Margin (dB)	Height (cm)	Pol	Azimuth (deg)	Corr. (dB/m)
1311.500000	44.02	---	74.00	29.98	150.0	H	337.0	2.0
1312.500000	---	33.35	54.00	20.65	150.0	H	201.0	2.0
3189.000000	52.67	---	74.00	21.33	150.0	H	175.0	8.6
3190.000000	---	41.69	54.00	12.31	150.0	H	329.0	8.6

Final_Result

Frequency (MHz)	MaxPeak (dBµV/m)	Limit (dBµV/m)	Margin (dB)	Height (cm)	Pol	Azimuth (deg)	Corr. (dB/m)
---	---	---	---	---		---	---

EUT Information

EUT Name:	Telematics Module
Model:	GLM2037TK
Test Mode:	WIFI 5G_11ac80_Ch138
Order No/Sample No:	168444225/A003605994-003
Test Voltage::	DC 12V From DC Source
Remark:	Temp 24 Humi:50%
Test Standard:	FCC 15.407
Tested By:	Kei Zhang
Reviewed By:	Terry Yin

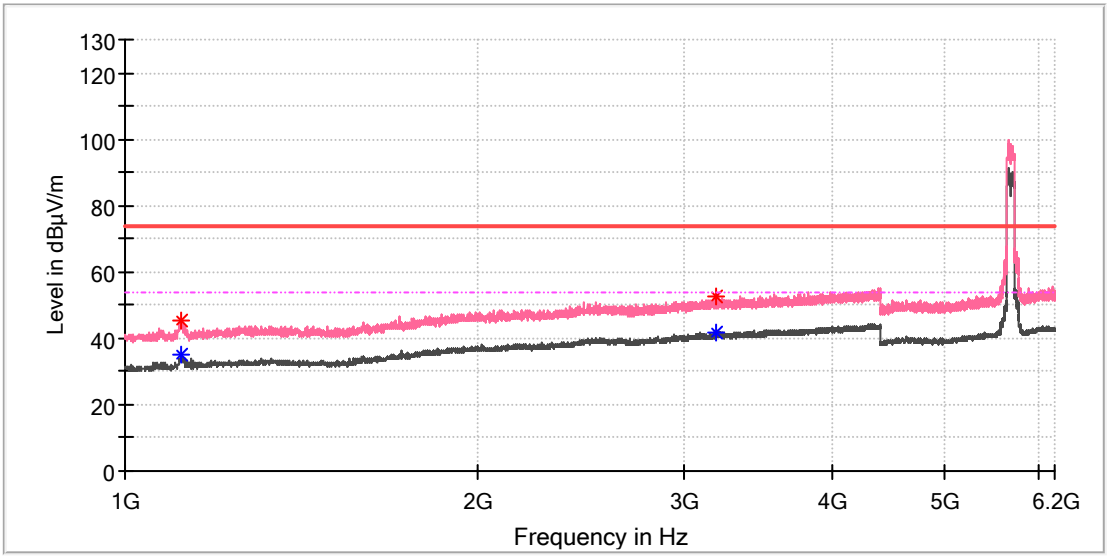

Critical_Freqs

Frequency (MHz)	MaxPeak (dBµV/m)	Average (dBµV/m)	Limit (dBµV/m)	Margin (dB)	Height (cm)	Pol	Azimuth (deg)	Corr. (dB/m)
1117.500000	---	34.79	54.00	19.21	150.0	V	251.0	0.1
1118.500000	45.06	---	74.00	28.94	150.0	V	258.0	0.2
3186.000000	52.87	---	74.00	21.13	150.0	V	251.0	8.6
3196.000000	---	41.95	54.00	12.05	150.0	V	240.0	8.6

Final_Result

Frequency (MHz)	MaxPeak (dBµV/m)	Limit (dBµV/m)	Margin (dB)	Height (cm)	Pol	Azimuth (deg)	Corr. (dB/m)
---	---	---	---	---		---	---

EUT Information

EUT Name:	Telematics Module
Model:	GLM2037TK
Test Mode:	WIFI 5G_11ac80_Ch138
Order No/Sample No:	168444225/A003605994-003
Test Voltage::	DC 12V From DC Source
Remark:	Temp 24 Humi:50%
Test Standard:	FCC 15.407
Tested By:	Kei Zhang
Reviewed By:	Terry Yin

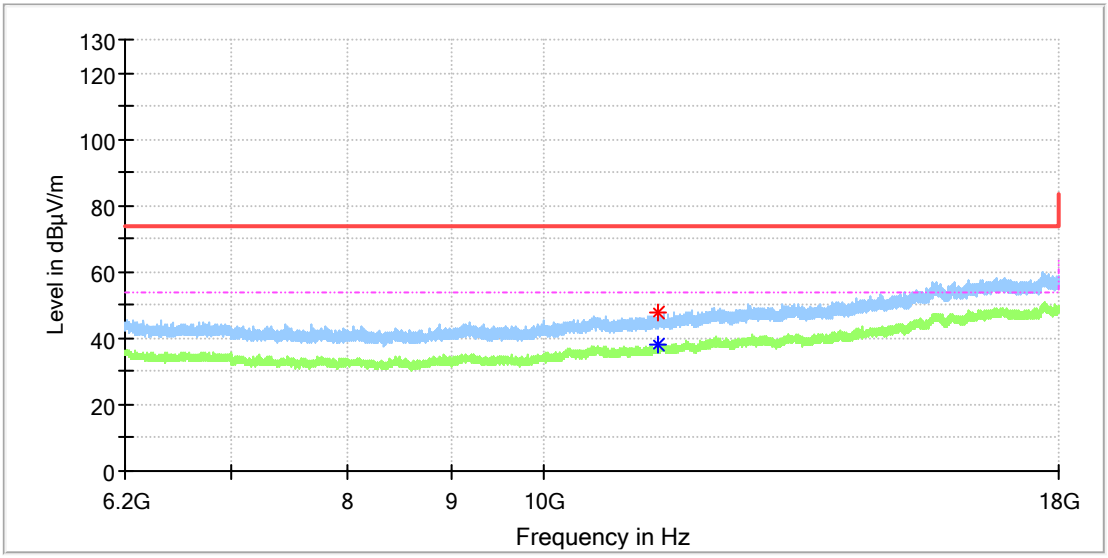

Critical_Freqs

Frequency (MHz)	MaxPeak (dBµV/m)	Average (dBµV/m)	Limit (dBµV/m)	Margin (dB)	Height (cm)	Pol	Azimuth (deg)	Corr. (dB/m)
11387.083333	47.67	---	74.00	26.33	150.0	H	0.0	12.6
11387.083333	---	38.03	54.00	15.97	150.0	H	0.0	12.6

Final_Result

Frequency (MHz)	MaxPeak (dBµV/m)	Limit (dBµV/m)	Margin (dB)	Height (cm)	Pol	Azimuth (deg)	Corr. (dB/m)
---	---	---	---	---		---	---

EUT Information

EUT Name:	Telematics Module
Model:	GLM2037TK
Test Mode:	WIFI 5G_11ac80_Ch138
Order No/Sample No:	168444225/A003605994-003
Test Voltage::	DC 12V From DC Source
Remark:	Temp 24 Humi:50%
Test Standard:	FCC 15.407
Tested By:	Kei Zhang
Reviewed By:	Terry Yin

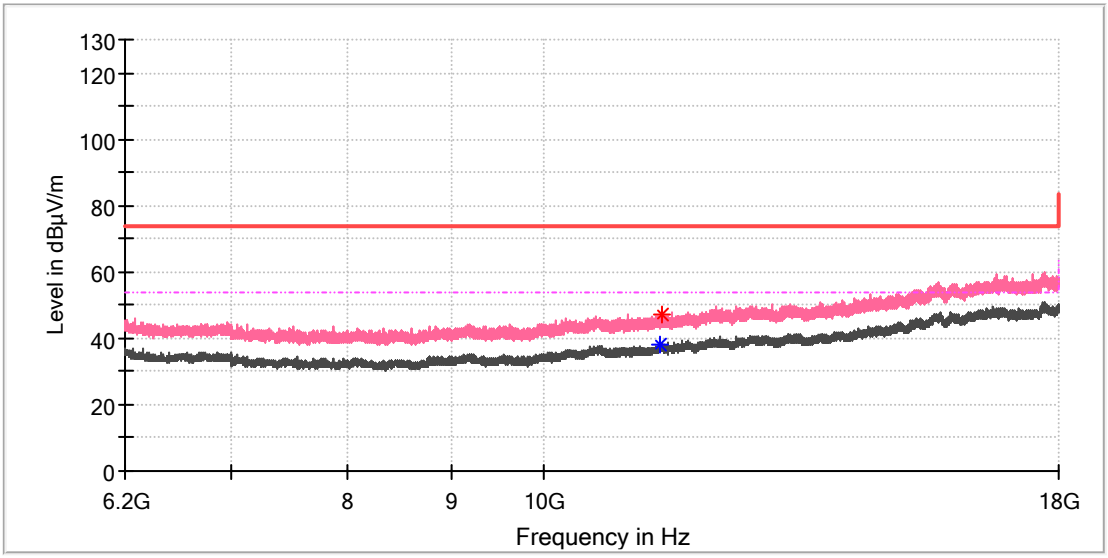

Critical_Freqs

Frequency (MHz)	MaxPeak (dBµV/m)	Average (dBµV/m)	Limit (dBµV/m)	Margin (dB)	Height (cm)	Pol	Azimuth (deg)	Corr. (dB/m)
11408.716667	---	38.28	54.00	15.72	150.0	V	250.0	12.9
11454.441667	47.27	---	74.00	26.73	150.0	V	153.0	13.4

Final_Result

Frequency (MHz)	MaxPeak (dBµV/m)	Limit (dBµV/m)	Margin (dB)	Height (cm)	Pol	Azimuth (deg)	Corr. (dB/m)
---	---	---	---	---		---	---

EUT Information

EUT Name:	Telematics Module
Model:	GLM2037TK
Test Mode:	WIFI 5G_11n20_Ch100
Order No/Sample No:	168444225/A003605994-003
Test Voltage::	DC 12V From DC Source
Remark:	Temp 24 Humi:50%
Test Standard:	FCC 15.407
Tested By:	Kei Zhang
Reviewed By:	Terry Yin

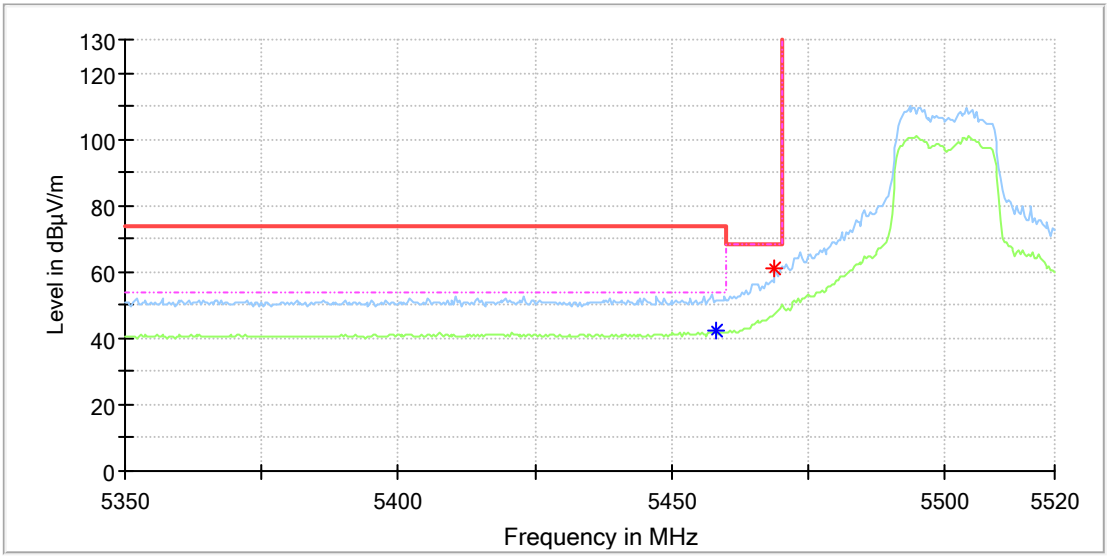

Critical_Freqs

Frequency (MHz)	MaxPeak (dBµV/m)	Average (dBµV/m)	Limit (dBµV/m)	Margin (dB)	Height (cm)	Pol	Azimuth (deg)	Corr. (dB/m)
5458.066667	---	42.09	54.00	11.91	150.0	H	277.0	13.6
5468.883333	60.93	---	68.20	7.27	150.0	H	182.0	13.6

Final_Result

Frequency (MHz)	MaxPeak (dBµV/m)	Limit (dBµV/m)	Margin (dB)	Height (cm)	Pol	Azimuth (deg)	Corr. (dB/m)
---	---	---	---	---		---	---

EUT Information

EUT Name:	Telematics Module
Model:	GLM2037TK
Test Mode:	WIFI 5G_11n20_Ch100
Order No/Sample No:	168444225/A003605994-003
Test Voltage::	DC 12V From DC Source
Remark:	Temp 24 Humi:50%
Test Standard:	FCC 15.407
Tested By:	Kei Zhang
Reviewed By:	Terry Yin

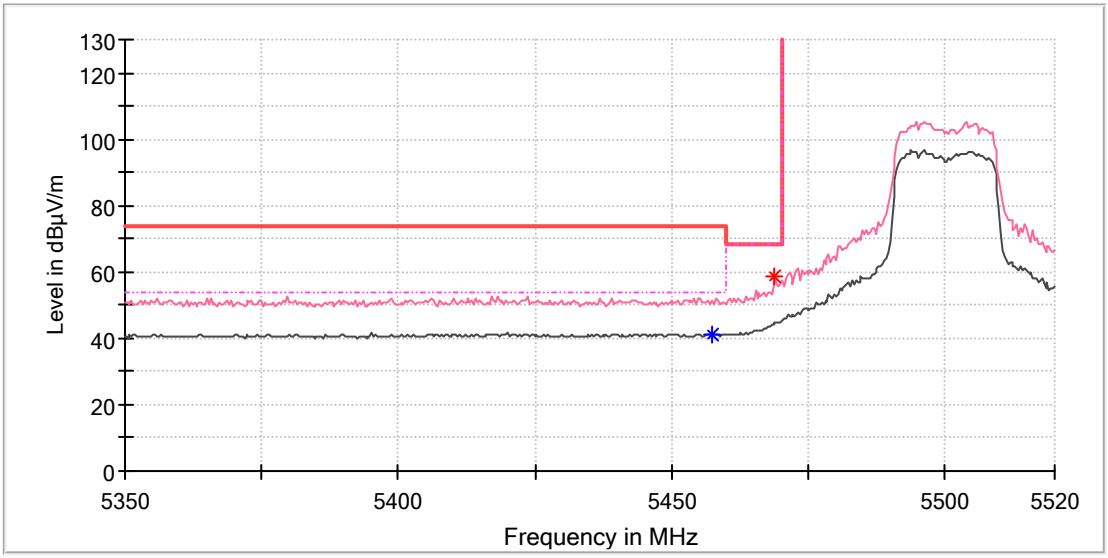

Critical_Freqs

Frequency (MHz)	MaxPeak (dBµV/m)	Average (dBµV/m)	Limit (dBµV/m)	Margin (dB)	Height (cm)	Pol	Azimuth (deg)	Corr. (dB/m)
5457.411111	---	41.15	54.00	12.85	150.0	V	65.0	13.6
5468.883333	58.52	---	68.20	9.68	150.0	V	51.0	13.6

Final_Result

Frequency (MHz)	MaxPeak (dBµV/m)	Limit (dBµV/m)	Margin (dB)	Height (cm)	Pol	Azimuth (deg)	Corr. (dB/m)
---	---	---	---	---		---	---

EUT Information

EUT Name:	Telematics Module
Model:	GLM2037TK
Test Mode:	WIFI 5G_11n20_Ch140
Order No/Sample No:	168444225/A003605994-003
Test Voltage::	DC 12V From DC Source
Remark:	Temp 24 Humi:50%
Test Standard:	FCC 15.407
Tested By:	Kei Zhang
Reviewed By:	Terry Yin

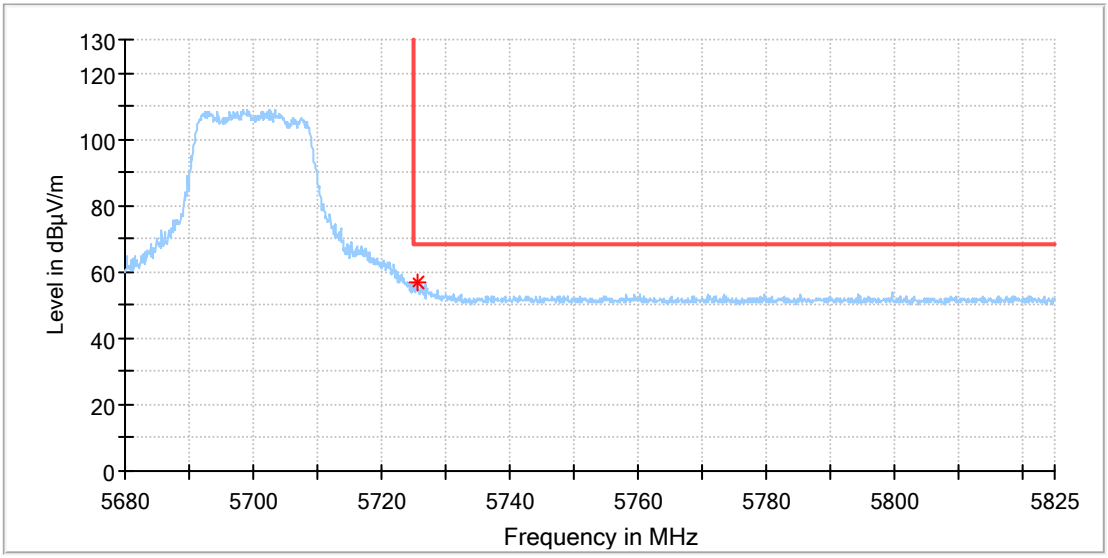

Critical_Freqs

Frequency (MHz)	MaxPeak (dBµV/m)	Limit (dBµV/m)	Margin (dB)	Height (cm)	Pol	Azimuth (deg)	Corr. (dB/m)
5725.523611	56.62	68.20	11.58	150.0	H	175.0	13.9

Final_Result

Frequency (MHz)	MaxPeak (dBµV/m)	Limit (dBµV/m)	Margin (dB)	Height (cm)	Pol	Azimuth (deg)	Corr. (dB/m)
---	---	---	---	---		---	---

EUT Information

EUT Name:	Telematics Module
Model:	GLM2037TK
Test Mode:	WIFI 5G_11n20_Ch140
Order No/Sample No:	168444225/A003605994-003
Test Voltage::	DC 12V From DC Source
Remark:	Temp 24 Humi:50%
Test Standard:	FCC 15.407
Tested By:	Kei Zhang
Reviewed By:	Terry Yin

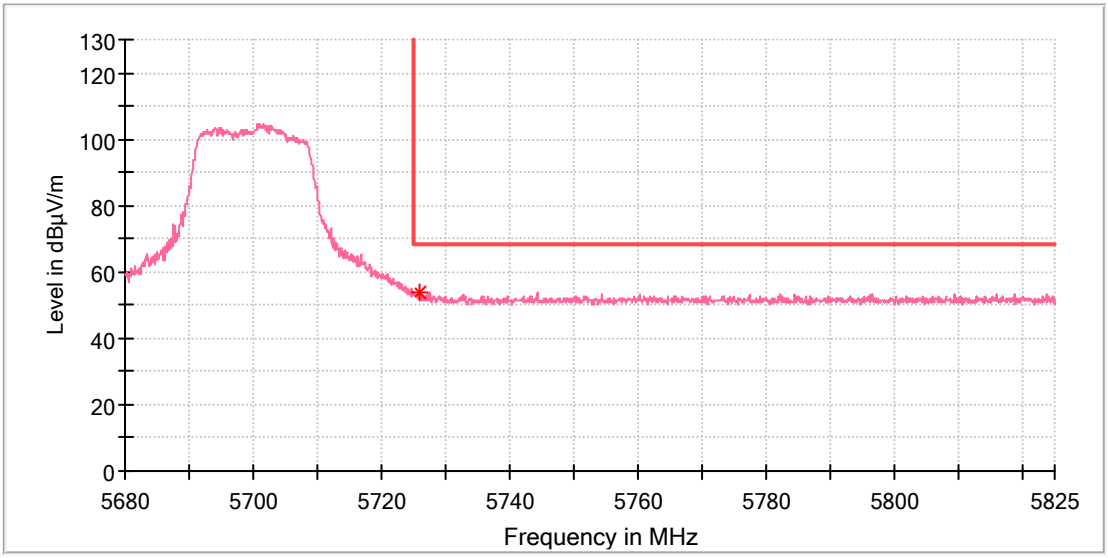

Critical_Freqs

Frequency (MHz)	MaxPeak (dBµV/m)	Limit (dBµV/m)	Margin (dB)	Height (cm)	Pol	Azimuth (deg)	Corr. (dB/m)
5725.988889	54.05	68.20	14.15	150.0	V	329.0	13.9

Final_Result

Frequency (MHz)	MaxPeak (dBµV/m)	Limit (dBµV/m)	Margin (dB)	Height (cm)	Pol	Azimuth (deg)	Corr. (dB/m)
---	---	---	---	---		---	---

EUT Information

EUT Name:	Telematics Module
Model:	GLM2037TK
Test Mode:	WIFI 5G_11n20_Ch144
Order No/Sample No:	168444225/A003605994-003
Test Voltage::	DC 12V From DC Source
Remark:	Temp 24 Humi:50%
Test Standard:	FCC 15.407
Tested By:	Kei Zhang
Reviewed By:	Terry Yin

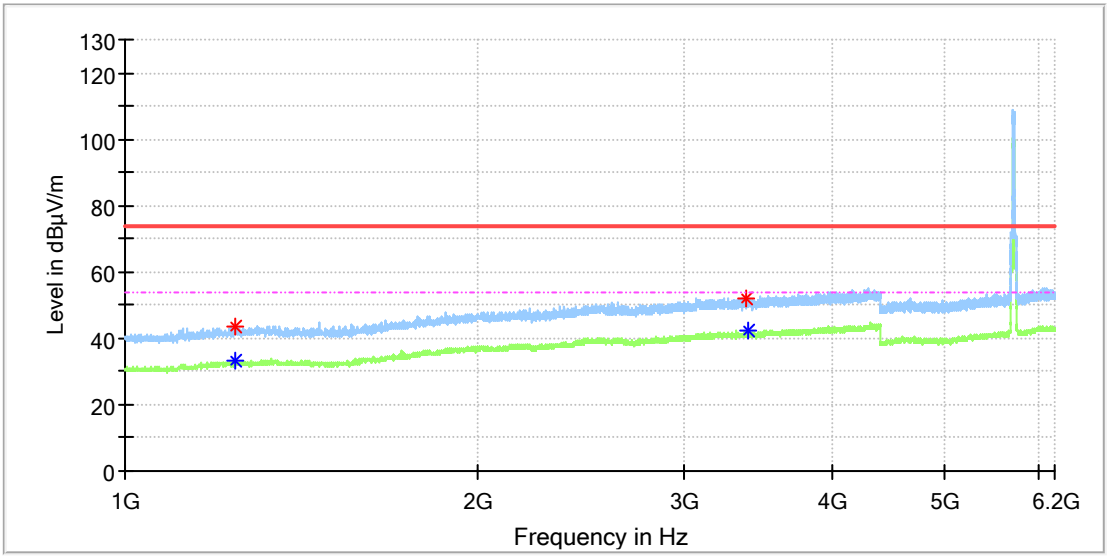

Critical_Freqs

Frequency (MHz)	MaxPeak (dBµV/m)	Average (dBµV/m)	Limit (dBµV/m)	Margin (dB)	Height (cm)	Pol	Azimuth (deg)	Corr. (dB/m)
1242.500000	43.35	---	74.00	30.65	150.0	H	329.0	1.8
1243.000000	---	33.36	54.00	20.64	150.0	H	300.0	1.8
3390.000000	51.97	---	74.00	22.03	150.0	H	0.0	8.7
3394.000000	---	42.49	54.00	11.51	150.0	H	271.0	8.7

Final_Result

Frequency (MHz)	MaxPeak (dBµV/m)	Limit (dBµV/m)	Margin (dB)	Height (cm)	Pol	Azimuth (deg)	Corr. (dB/m)
---	---	---	---	---		---	---

EUT Information

EUT Name:	Telematics Module
Model:	GLM2037TK
Test Mode:	WIFI 5G_11n20_Ch144
Order No/Sample No:	168444225/A003605994-003
Test Voltage::	DC 12V From DC Source
Remark:	Temp 24 Humi:50%
Test Standard:	FCC 15.407
Tested By:	Kei Zhang
Reviewed By:	Terry Yin

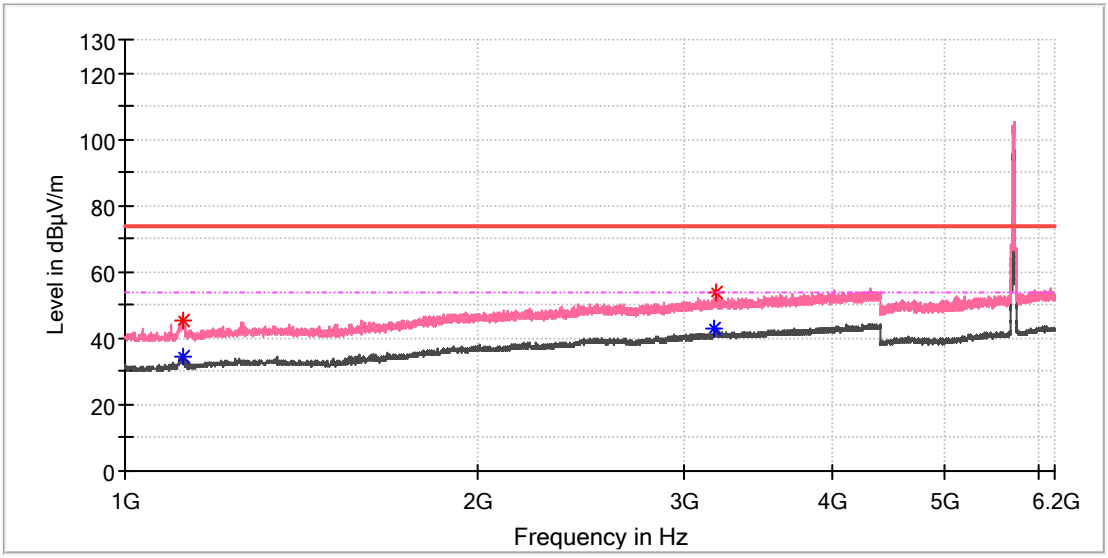

Critical_Freqs

Frequency (MHz)	MaxPeak (dBµV/m)	Average (dBµV/m)	Limit (dBµV/m)	Margin (dB)	Height (cm)	Pol	Azimuth (deg)	Corr. (dB/m)
1119.500000	45.57	---	74.00	28.43	150.0	V	262.0	0.2
1119.500000	---	34.63	54.00	19.37	150.0	V	262.0	0.2
3183.000000	---	43.22	54.00	10.78	150.0	V	262.0	8.6
3193.500000	53.73	---	74.00	20.27	150.0	V	262.0	8.6

Final_Result

Frequency (MHz)	MaxPeak (dBµV/m)	Limit (dBµV/m)	Margin (dB)	Height (cm)	Pol	Azimuth (deg)	Corr. (dB/m)
---	---	---	---	---		---	---

EUT Information

EUT Name:	Telematics Module
Model:	GLM2037TK
Test Mode:	WIFI 5G_11n20_Ch144
Order No/Sample No:	168444225/A003605994-003
Test Voltage::	DC 12V From DC Source
Remark:	Temp 24 Humi:50%
Test Standard:	FCC 15.407
Tested By:	Kei Zhang
Reviewed By:	Terry Yin

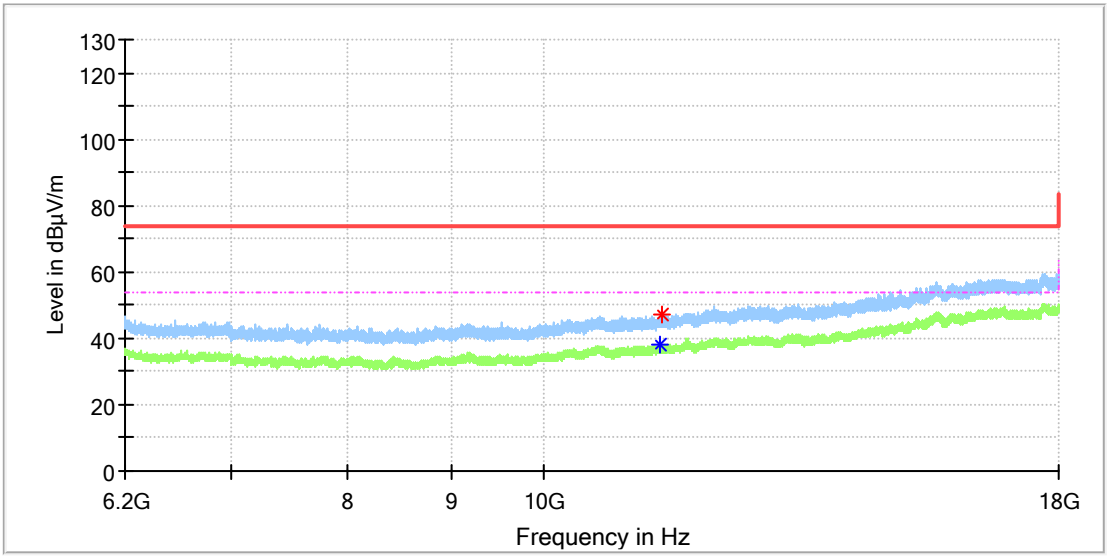

Critical_Freqs

Frequency (MHz)	MaxPeak (dBµV/m)	Average (dBµV/m)	Limit (dBµV/m)	Margin (dB)	Height (cm)	Pol	Azimuth (deg)	Corr. (dB/m)
11405.766667	---	37.79	54.00	16.21	150.0	H	267.0	12.8
11451.000000	46.90	---	74.00	27.10	150.0	H	350.0	13.4

Final_Result

Frequency (MHz)	MaxPeak (dBµV/m)	Limit (dBµV/m)	Margin (dB)	Height (cm)	Pol	Azimuth (deg)	Corr. (dB/m)
---	---	---	---	---		---	---

EUT Information

EUT Name:	Telematics Module
Model:	GLM2037TK
Test Mode:	WIFI 5G_11n20_Ch144
Order No/Sample No:	168444225/A003605994-003
Test Voltage::	DC 12V From DC Source
Remark:	Temp 24 Humi:50%
Test Standard:	FCC 15.407
Tested By:	Kei Zhang
Reviewed By:	Terry Yin

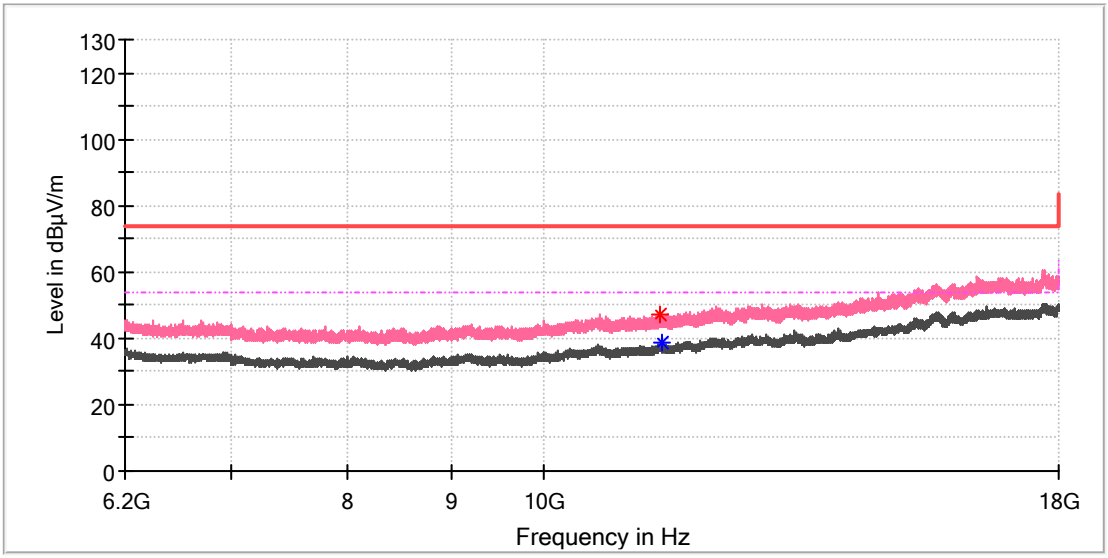

Critical_Freqs

Frequency (MHz)	MaxPeak (dBµV/m)	Average (dBµV/m)	Limit (dBµV/m)	Margin (dB)	Height (cm)	Pol	Azimuth (deg)	Corr. (dB/m)
11429.858333	47.27	---	74.00	26.73	150.0	V	0.0	13.1
11456.408333	---	38.41	54.00	15.59	150.0	V	124.0	13.4

Final_Result

Frequency (MHz)	MaxPeak (dBµV/m)	Limit (dBµV/m)	Margin (dB)	Height (cm)	Pol	Azimuth (deg)	Corr. (dB/m)
---	---	---	---	---		---	---

EUT Information

EUT Name:	Telematics Module
Model:	GLM2037TK
Test Mode:	WIFI 5G_11n40_Ch102
Order No/Sample No:	168444225/A003605994-003
Test Voltage::	DC 12V From DC Source
Remark:	Temp 24 Humi:50%
Test Standard:	FCC 15.407
Tested By:	Kei Zhang
Reviewed By:	Terry Yin

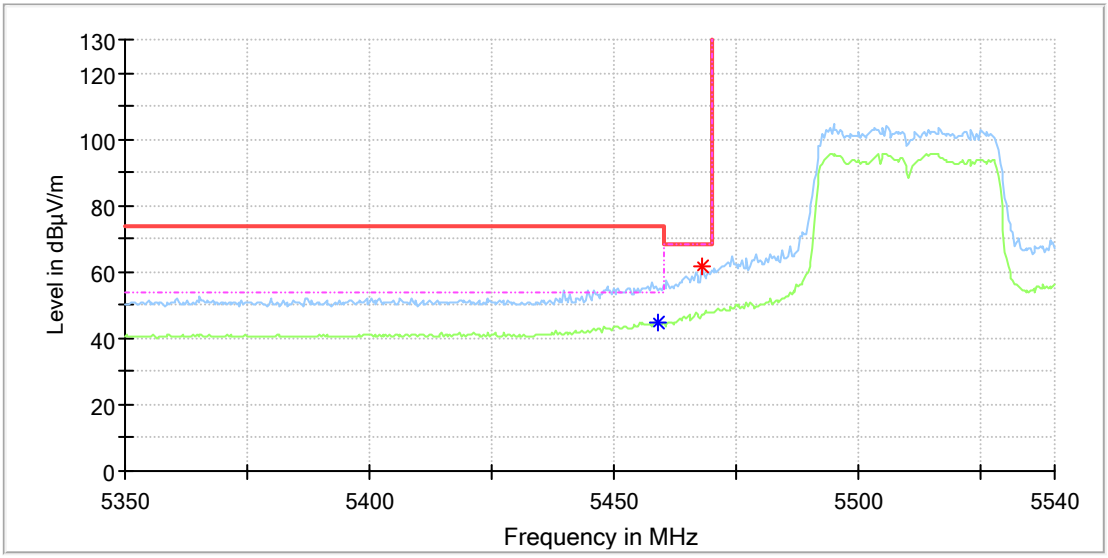

Critical_Freqs

Frequency (MHz)	MaxPeak (dBµV/m)	Average (dBµV/m)	Limit (dBµV/m)	Margin (dB)	Height (cm)	Pol	Azimuth (deg)	Corr. (dB/m)
5459.050000	---	44.86	54.00	9.14	150.0	H	10.0	13.6
5467.900000	61.90	---	68.20	6.30	150.0	H	176.0	13.6

Final_Result

Frequency (MHz)	MaxPeak (dBµV/m)	Limit (dBµV/m)	Margin (dB)	Height (cm)	Pol	Azimuth (deg)	Corr. (dB/m)
---	---	---	---	---		---	---

U-NII-3:

EUT Information

EUT Name:	Telematics Module
Model:	GLM2037TK
Test Mode:	WIFI 5G_11a_Ch149
Order No/Sample No:	168444225/A003605994-003
Test Voltage::	DC 12V From DC Source
Remark:	Temp 24 Humi:50%
Test Standard:	FCC 15.407
Tested By:	Kei Zhang
Reviewed By:	Terry Yin

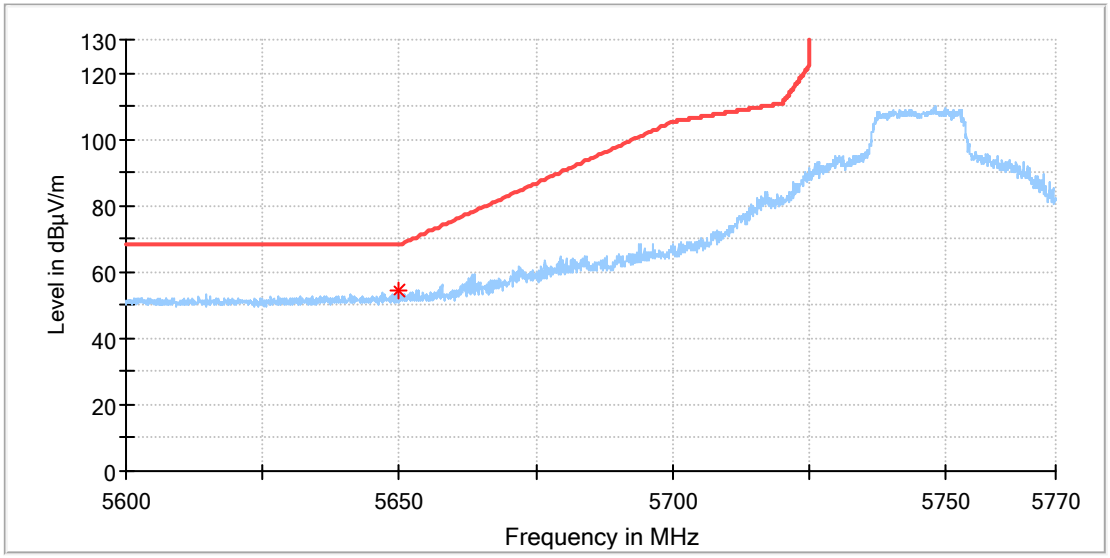

Critical_Freqs

Frequency (MHz)	MaxPeak (dBµV/m)	Limit (dBµV/m)	Margin (dB)	Height (cm)	Pol	Azimuth (deg)	Corr. (dB/m)
5649.683333	54.68	68.20	13.52	150.0	H	59.0	13.8

Final_Result

Frequency (MHz)	MaxPeak (dBµV/m)	Limit (dBµV/m)	Margin (dB)	Height (cm)	Pol	Azimuth (deg)	Corr. (dB/m)
---	---	---	---	---		---	---

EUT Information

EUT Name:	Telematics Module
Model:	GLM2037TK
Test Mode:	WIFI 5G_11a_Ch149
Order No/Sample No:	168444225/A003605994-003
Test Voltage::	DC 12V From DC Source
Remark:	Temp 24 Humi:50%
Test Standard:	FCC 15.407
Tested By:	Kei Zhang
Reviewed By:	Terry Yin

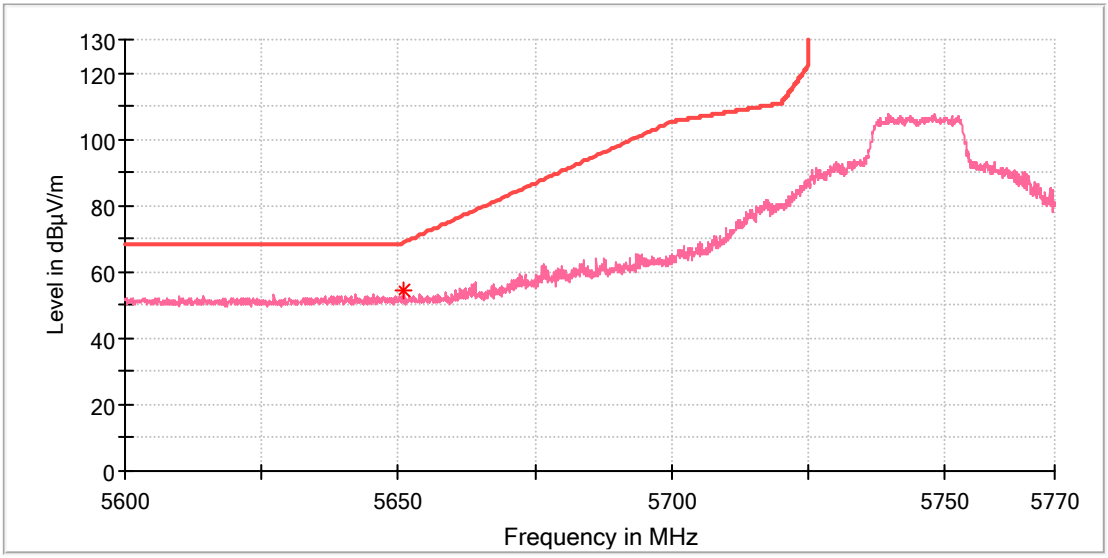

Critical_Freqs

Frequency (MHz)	MaxPeak (dBµV/m)	Limit (dBµV/m)	Margin (dB)	Height (cm)	Pol	Azimuth (deg)	Corr. (dB/m)
5651.088889	54.13	69.01	14.88	150.0	V	33.0	13.8

Final_Result

Frequency (MHz)	MaxPeak (dBµV/m)	Limit (dBµV/m)	Margin (dB)	Height (cm)	Pol	Azimuth (deg)	Corr. (dB/m)
---	---	---	---	---		---	---

EUT Information

EUT Name:	Telematics Module
Model:	GLM2037TK
Test Mode:	WIFI 5G_11a_Ch157
Order No/Sample No:	168444225/A003605994-003
Test Voltage::	DC 12V From DC Source
Remark:	Temp 24 Humi:50%
Test Standard:	FCC 15.407
Tested By:	Kei Zhang
Reviewed By:	Terry Yin

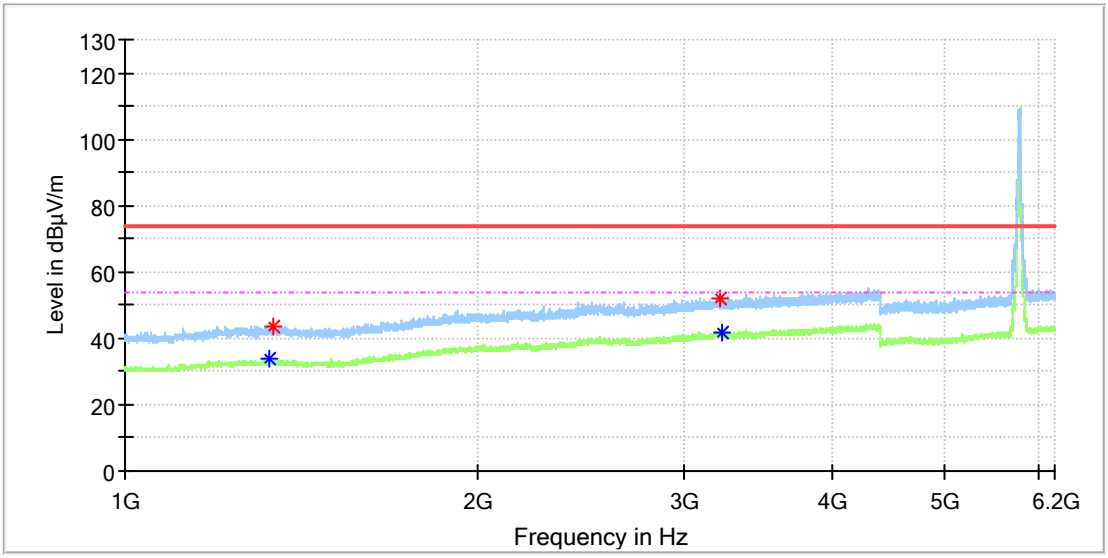

Critical_Freqs

Frequency (MHz)	MaxPeak (dBµV/m)	Average (dBµV/m)	Limit (dBµV/m)	Margin (dB)	Height (cm)	Pol	Azimuth (deg)	Corr. (dB/m)
1329.000000	---	33.77	54.00	20.23	150.0	H	306.0	2.0
1339.500000	43.52	---	74.00	30.48	150.0	H	169.0	2.1
3218.500000	52.05	---	74.00	21.95	150.0	H	240.0	8.6
3233.000000	---	41.66	54.00	12.34	150.0	H	141.0	8.5

Final_Result

Frequency (MHz)	MaxPeak (dBµV/m)	Limit (dBµV/m)	Margin (dB)	Height (cm)	Pol	Azimuth (deg)	Corr. (dB/m)
---	---	---	---	---		---	---

EUT Information

EUT Name:	Telematics Module
Model:	GLM2037TK
Test Mode:	WIFI 5G_11a_Ch157
Order No/Sample No:	168444225/A003605994-003
Test Voltage::	DC 12V From DC Source
Remark:	Temp 24 Humi:50%
Test Standard:	FCC 15.407
Tested By:	Kei Zhang
Reviewed By:	Terry Yin

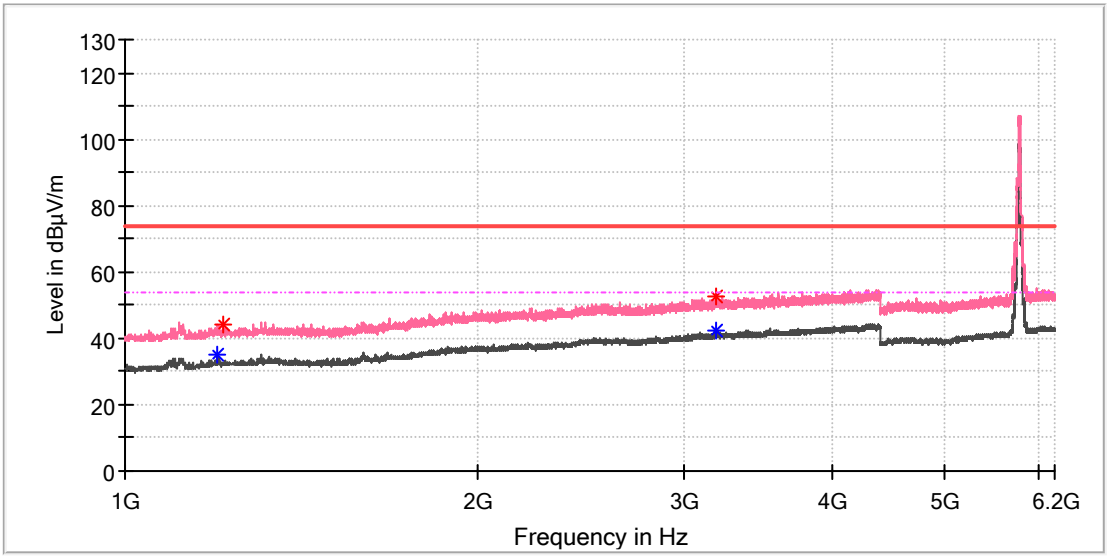

Critical_Freqs

Frequency (MHz)	MaxPeak (dBµV/m)	Average (dBµV/m)	Limit (dBµV/m)	Margin (dB)	Height (cm)	Pol	Azimuth (deg)	Corr. (dB/m)
1200.500000	---	34.91	54.00	19.09	150.0	V	267.0	1.1
1211.000000	44.04	---	74.00	29.96	150.0	V	267.0	1.3
3190.500000	52.36	---	74.00	21.64	150.0	V	189.0	8.6
3194.000000	---	42.51	54.00	11.49	150.0	V	305.0	8.6

Final_Result

Frequency (MHz)	MaxPeak (dBµV/m)	Limit (dBµV/m)	Margin (dB)	Height (cm)	Pol	Azimuth (deg)	Corr. (dB/m)
---	---	---	---	---		---	---

EUT Information

EUT Name:	Telematics Module
Model:	GLM2037TK
Test Mode:	WIFI 5G_11a_Ch157
Order No/Sample No:	168444225/A003605994-003
Test Voltage::	DC 12V From DC Source
Remark:	Temp 24 Humi:50%
Test Standard:	FCC 15.407
Tested By:	Kei Zhang
Reviewed By:	Terry Yin

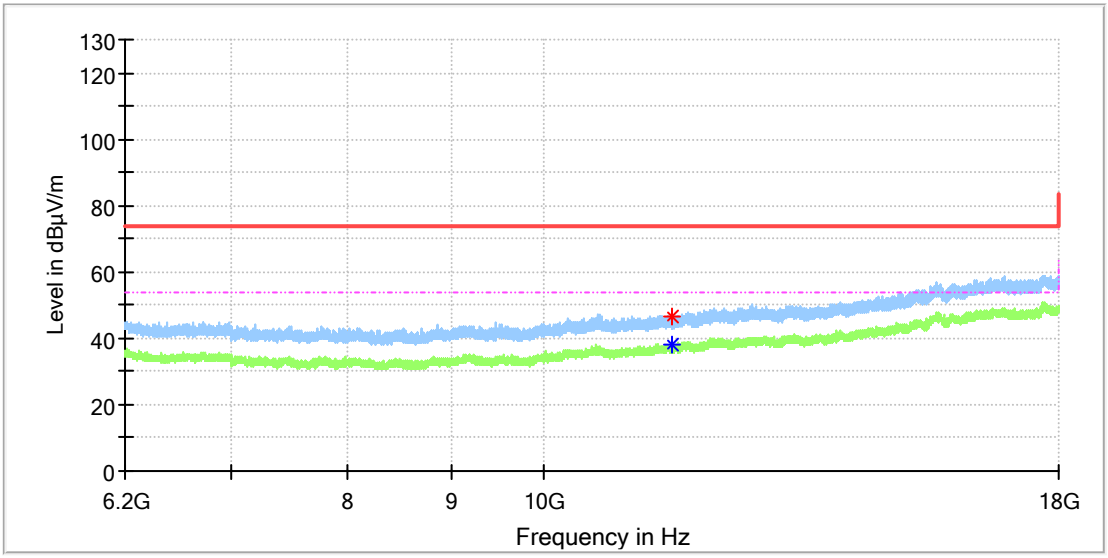

Critical_Freqs

Frequency (MHz)	MaxPeak (dBµV/m)	Average (dBµV/m)	Limit (dBµV/m)	Margin (dB)	Height (cm)	Pol	Azimuth (deg)	Corr. (dB/m)
11564.575000	46.67	---	74.00	27.33	150.0	H	342.0	13.4
11588.175000	---	38.12	54.00	15.88	150.0	H	0.0	13.3

Final_Result

Frequency (MHz)	MaxPeak (dBµV/m)	Limit (dBµV/m)	Margin (dB)	Height (cm)	Pol	Azimuth (deg)	Corr. (dB/m)
---	---	---	---	---		---	---

EUT Information

EUT Name:	Telematics Module
Model:	GLM2037TK
Test Mode:	WIFI 5G_11a_Ch157
Order No/Sample No:	168444225/A003605994-003
Test Voltage::	DC 12V From DC Source
Remark:	Temp 24 Humi:50%
Test Standard:	FCC 15.407
Tested By:	Kei Zhang
Reviewed By:	Terry Yin

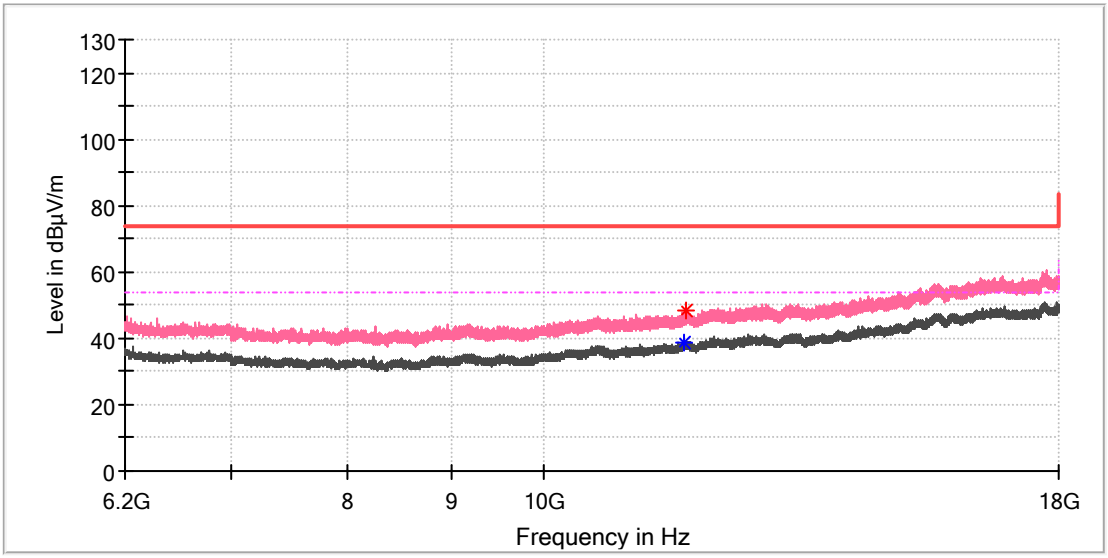

Critical_Freqs

Frequency (MHz)	MaxPeak (dBµV/m)	Average (dBµV/m)	Limit (dBµV/m)	Margin (dB)	Height (cm)	Pol	Azimuth (deg)	Corr. (dB/m)
11737.641667	---	38.96	54.00	15.04	150.0	V	240.0	13.3
11758.291667	48.13	---	74.00	25.87	150.0	V	108.0	13.4

Final_Result

Frequency (MHz)	MaxPeak (dBµV/m)	Limit (dBµV/m)	Margin (dB)	Height (cm)	Pol	Azimuth (deg)	Corr. (dB/m)
---	---	---	---	---		---	---

EUT Information

EUT Name:	Telematics Module
Model:	GLM2037TK
Test Mode:	WIFI 5G_11a_Ch165
Order No/Sample No:	168444225/A003605994-003
Test Voltage::	DC 12V From DC Source
Remark:	Temp 24 Humi:50%
Test Standard:	FCC 15.407
Tested By:	Kei Zhang
Reviewed By:	Terry Yin

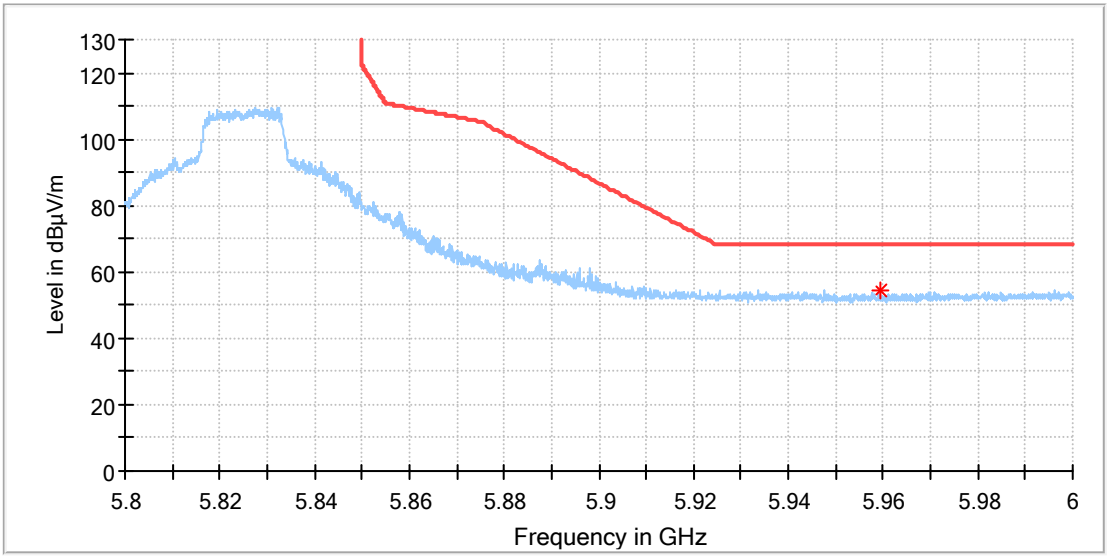

Critical_Freqs

Frequency (MHz)	MaxPeak (dBµV/m)	Limit (dBµV/m)	Margin (dB)	Height (cm)	Pol	Azimuth (deg)	Corr. (dB/m)
5959.208333	54.31	68.20	13.89	150.0	H	259.0	14.8

Final_Result

Frequency (MHz)	MaxPeak (dBµV/m)	Limit (dBµV/m)	Margin (dB)	Height (cm)	Pol	Azimuth (deg)	Corr. (dB/m)
---	---	---	---	---		---	---

EUT Information

EUT Name:	Telematics Module
Model:	GLM2037TK
Test Mode:	WIFI 5G_11a_Ch165
Order No/Sample No:	168444225/A003605994-003
Test Voltage::	DC 12V From DC Source
Remark:	Temp 24 Humi:50%
Test Standard:	FCC 15.407
Tested By:	Kei Zhang
Reviewed By:	Terry Yin

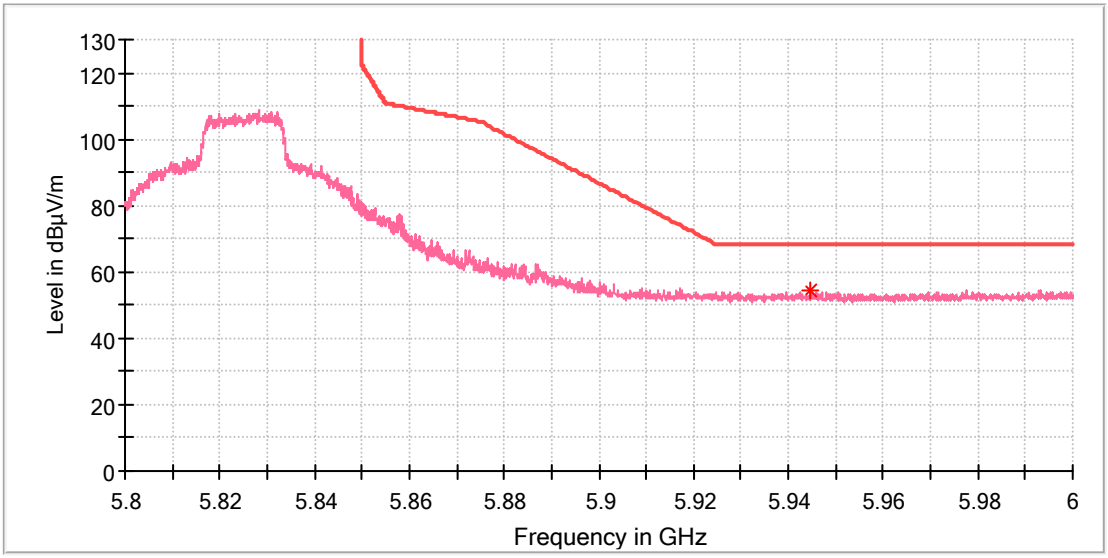

Critical_Freqs

Frequency (MHz)	MaxPeak (dBµV/m)	Limit (dBµV/m)	Margin (dB)	Height (cm)	Pol	Azimuth (deg)	Corr. (dB/m)
5944.541667	54.33	68.20	13.87	150.0	V	108.0	14.7

Final_Result

Frequency (MHz)	MaxPeak (dBµV/m)	Limit (dBµV/m)	Margin (dB)	Height (cm)	Pol	Azimuth (deg)	Corr. (dB/m)
---	---	---	---	---		---	---

EUT Information

EUT Name:	Telematics Module
Model:	GLM2037TK
Test Mode:	WIFI 5G_11ac40_Ch151
Order No/Sample No:	168444225/A003605994-003
Test Voltage::	DC 12V From DC Source
Remark:	Temp 24 Humi:50%
Test Standard:	FCC 15.407
Tested By:	Kei Zhang
Reviewed By:	Terry Yin

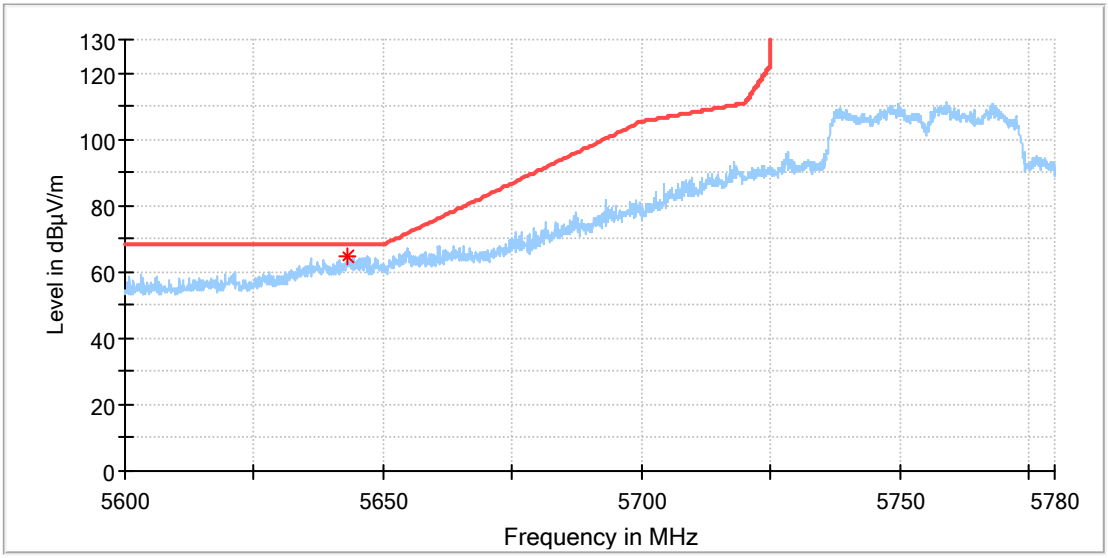

Critical_Freqs

Frequency (MHz)	MaxPeak (dBµV/m)	Limit (dBµV/m)	Margin (dB)	Height (cm)	Pol	Azimuth (deg)	Corr. (dB/m)
5643.205556	64.92	68.20	3.28	150.0	H	153.0	13.8

Final_Result

Frequency (MHz)	MaxPeak (dBµV/m)	Limit (dBµV/m)	Margin (dB)	Height (cm)	Pol	Azimuth (deg)	Corr. (dB/m)
---	---	---	---	---		---	---

EUT Information

EUT Name:	Telematics Module
Model:	GLM2037TK
Test Mode:	WIFI 5G_11ac40_Ch151
Order No/Sample No:	168444225/A003605994-003
Test Voltage::	DC 12V From DC Source
Remark:	Temp 24 Humi:50%
Test Standard:	FCC 15.407
Tested By:	Kei Zhang
Reviewed By:	Terry Yin

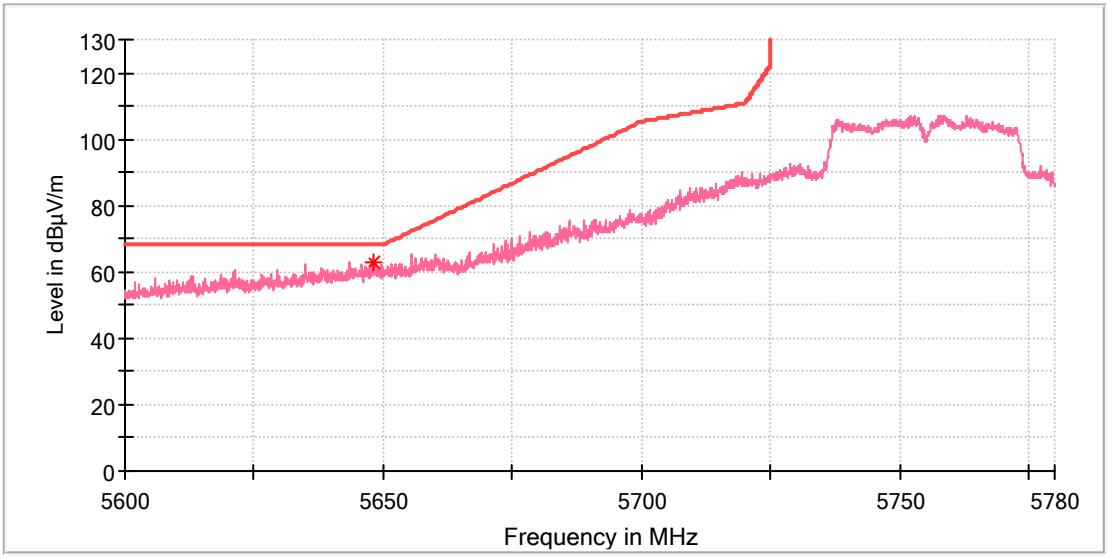

Critical_Freqs

Frequency (MHz)	MaxPeak (dBµV/m)	Limit (dBµV/m)	Margin (dB)	Height (cm)	Pol	Azimuth (deg)	Corr. (dB/m)
5648.033333	62.67	68.20	5.53	150.0	V	184.0	13.8

Final_Result

Frequency (MHz)	MaxPeak (dBµV/m)	Limit (dBµV/m)	Margin (dB)	Height (cm)	Pol	Azimuth (deg)	Corr. (dB/m)
---	---	---	---	---		---	---

EUT Information

EUT Name:	Telematics Module
Model:	GLM2037TK
Test Mode:	WIFI 5G_11ac40_Ch159
Order No/Sample No:	168444225/A003605994-003
Test Voltage::	DC 12V From DC Source
Remark:	Temp 24 Humi:50%
Test Standard:	FCC 15.407
Tested By:	Kei Zhang
Reviewed By:	Terry Yin

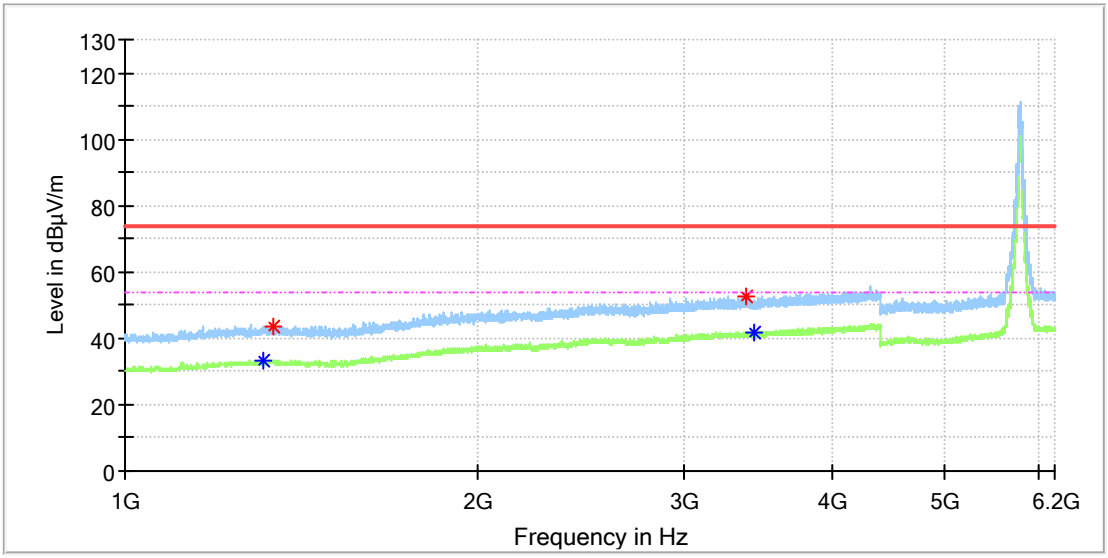

Critical_Freqs

Frequency (MHz)	MaxPeak (dBµV/m)	Average (dBµV/m)	Limit (dBµV/m)	Margin (dB)	Height (cm)	Pol	Azimuth (deg)	Corr. (dB/m)
1310.500000	---	33.35	54.00	20.65	150.0	H	326.0	2.0
1336.500000	43.70	---	74.00	30.30	150.0	H	162.0	2.1
3390.000000	52.73	---	74.00	21.27	150.0	H	256.0	8.7
3432.500000	---	41.65	54.00	12.35	150.0	H	331.0	8.8

Final_Result

Frequency (MHz)	MaxPeak (dBµV/m)	Limit (dBµV/m)	Margin (dB)	Height (cm)	Pol	Azimuth (deg)	Corr. (dB/m)
---	---	---	---	---		---	---

EUT Information

EUT Name:	Telematics Module
Model:	GLM2037TK
Test Mode:	WIFI 5G_11ac40_Ch159
Order No/Sample No:	168444225/A003605994-003
Test Voltage::	DC 12V From DC Source
Remark:	Temp 24 Humi:50%
Test Standard:	FCC 15.407
Tested By:	Kei Zhang
Reviewed By:	Terry Yin

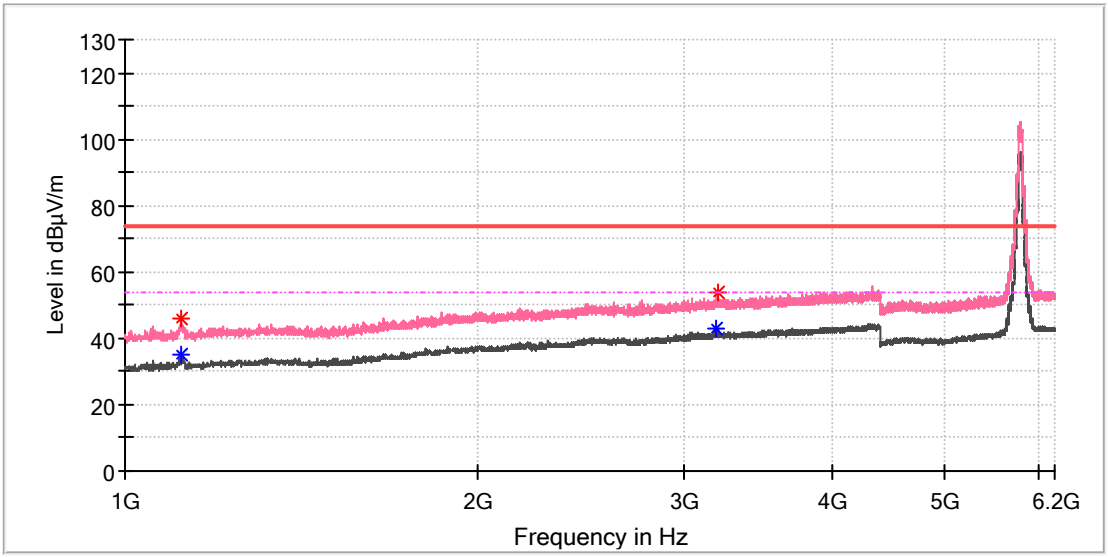

Critical_Freqs

Frequency (MHz)	MaxPeak (dBµV/m)	Average (dBµV/m)	Limit (dBµV/m)	Margin (dB)	Height (cm)	Pol	Azimuth (deg)	Corr. (dB/m)
1117.500000	45.97	---	74.00	28.03	150.0	V	244.0	0.1
1118.000000	---	34.79	54.00	19.21	150.0	V	258.0	0.1
3195.500000	---	42.99	54.00	11.01	150.0	V	231.0	8.6
3199.500000	53.69	---	74.00	20.31	150.0	V	231.0	8.6

Final_Result

Frequency (MHz)	MaxPeak (dBµV/m)	Limit (dBµV/m)	Margin (dB)	Height (cm)	Pol	Azimuth (deg)	Corr. (dB/m)
---	---	---	---	---		---	---

EUT Information

EUT Name:	Telematics Module
Model:	GLM2037TK
Test Mode:	WIFI 5G_11ac40_Ch159
Order No/Sample No:	168444225/A003605994-003
Test Voltage::	DC 12V From DC Source
Remark:	Temp 24 Humi:50%
Test Standard:	FCC 15.407
Tested By:	Kei Zhang
Reviewed By:	Terry Yin

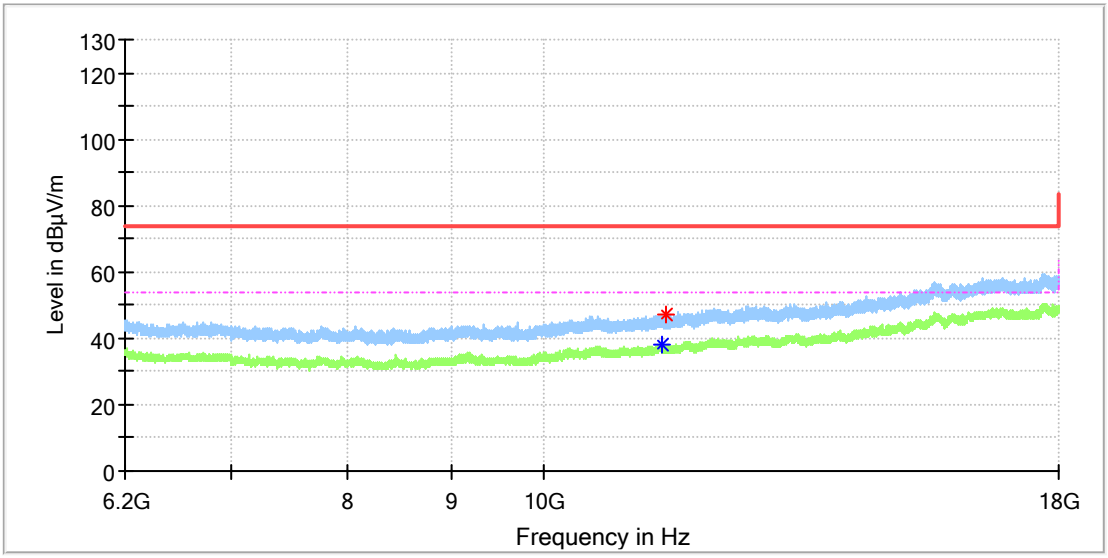

Critical_Freqs

Frequency (MHz)	MaxPeak (dBµV/m)	Average (dBµV/m)	Limit (dBµV/m)	Margin (dB)	Height (cm)	Pol	Azimuth (deg)	Corr. (dB/m)
11455.916667	---	38.05	54.00	15.95	150.0	H	289.0	13.4
11501.641667	47.18	---	74.00	26.82	150.0	H	313.0	13.7

Final_Result

Frequency (MHz)	MaxPeak (dBµV/m)	Limit (dBµV/m)	Margin (dB)	Height (cm)	Pol	Azimuth (deg)	Corr. (dB/m)
---	---	---	---	---		---	---

EUT Information

EUT Name:	Telematics Module
Model:	GLM2037TK
Test Mode:	WIFI 5G_11ac40_Ch159
Order No/Sample No:	168444225/A003605994-003
Test Voltage::	DC 12V From DC Source
Remark:	Temp 24 Humi:50%
Test Standard:	FCC 15.407
Tested By:	Kei Zhang
Reviewed By:	Terry Yin

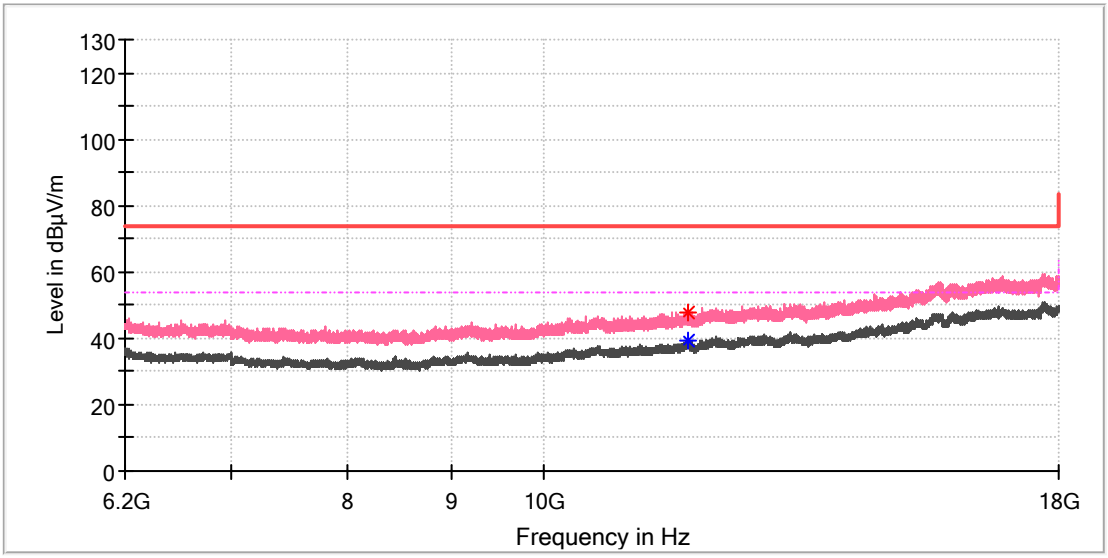

Critical_Freqs

Frequency (MHz)	MaxPeak (dBµV/m)	Average (dBµV/m)	Limit (dBµV/m)	Margin (dB)	Height (cm)	Pol	Azimuth (deg)	Corr. (dB/m)
11779.433333	---	39.24	54.00	14.76	150.0	V	77.0	13.4
11800.575000	48.06	---	74.00	25.94	150.0	V	52.0	13.4

Final_Result

Frequency (MHz)	MaxPeak (dBµV/m)	Limit (dBµV/m)	Margin (dB)	Height (cm)	Pol	Azimuth (deg)	Corr. (dB/m)
---	---	---	---	---		---	---

EUT Information

EUT Name:	Telematics Module
Model:	GLM2037TK
Test Mode:	WIFI 5G_11ac40_Ch159
Order No/Sample No:	168444225/A003605994-003
Test Voltage::	DC 12V From DC Source
Remark:	Temp 24 Humi:50%
Test Standard:	FCC 15.407
Tested By:	Kei Zhang
Reviewed By:	Terry Yin

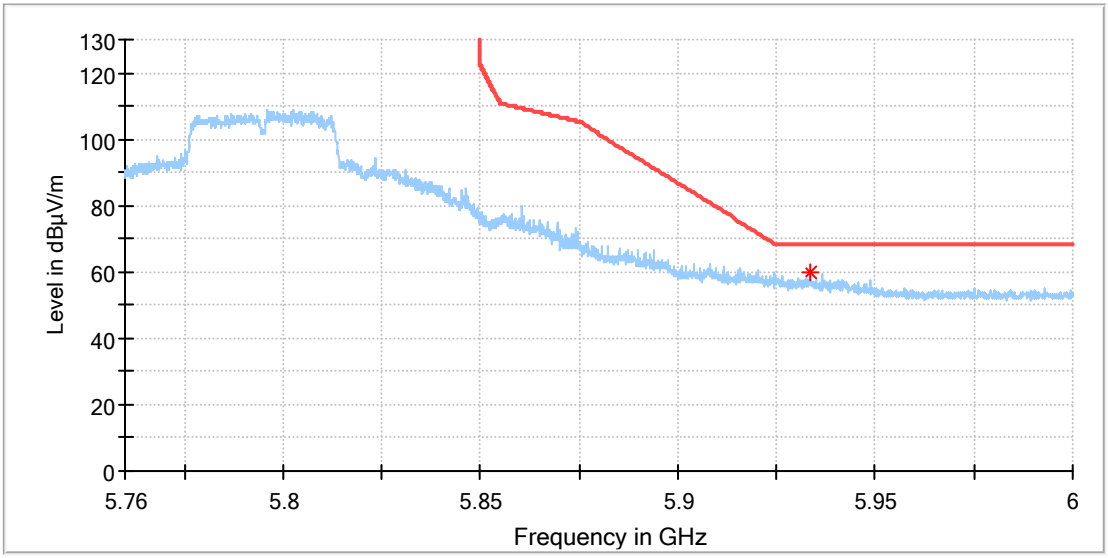

Critical_Freqs

Frequency (MHz)	MaxPeak (dBµV/m)	Limit (dBµV/m)	Margin (dB)	Height (cm)	Pol	Azimuth (deg)	Corr. (dB/m)
5933.388889	60.15	68.20	8.05	150.0	H	149.0	14.7

Final_Result

Frequency (MHz)	MaxPeak (dBµV/m)	Limit (dBµV/m)	Margin (dB)	Height (cm)	Pol	Azimuth (deg)	Corr. (dB/m)
---	---	---	---	---		---	---

EUT Information

EUT Name:	Telematics Module
Model:	GLM2037TK
Test Mode:	WIFI 5G_11ac40_Ch159
Order No/Sample No:	168444225/A003605994-003
Test Voltage::	DC 12V From DC Source
Remark:	Temp 24 Humi:50%
Test Standard:	FCC 15.407
Tested By:	Kei Zhang
Reviewed By:	Terry Yin

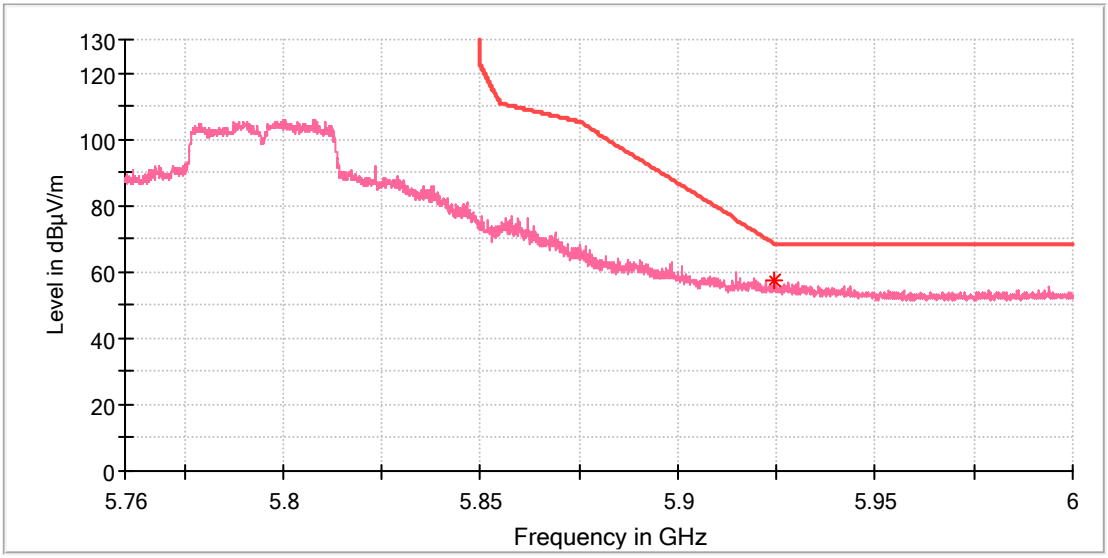

Critical_Freqs

Frequency (MHz)	MaxPeak (dBµV/m)	Limit (dBµV/m)	Margin (dB)	Height (cm)	Pol	Azimuth (deg)	Corr. (dB/m)
5924.527778	57.51	68.55	11.04	150.0	V	22.0	14.6

Final_Result

Frequency (MHz)	MaxPeak (dBµV/m)	Limit (dBµV/m)	Margin (dB)	Height (cm)	Pol	Azimuth (deg)	Corr. (dB/m)
---	---	---	---	---		---	---

EUT Information

EUT Name:	Telematics Module
Model:	GLM2037TK
Test Mode:	WIFI 5G_11ac80_Ch155
Order No/Sample No:	168444225/A003605994-003
Test Voltage::	DC 12V From DC Source
Remark:	Temp 24 Humi:50%
Test Standard:	FCC 15.407
Tested By:	Kei Zhang
Reviewed By:	Terry Yin

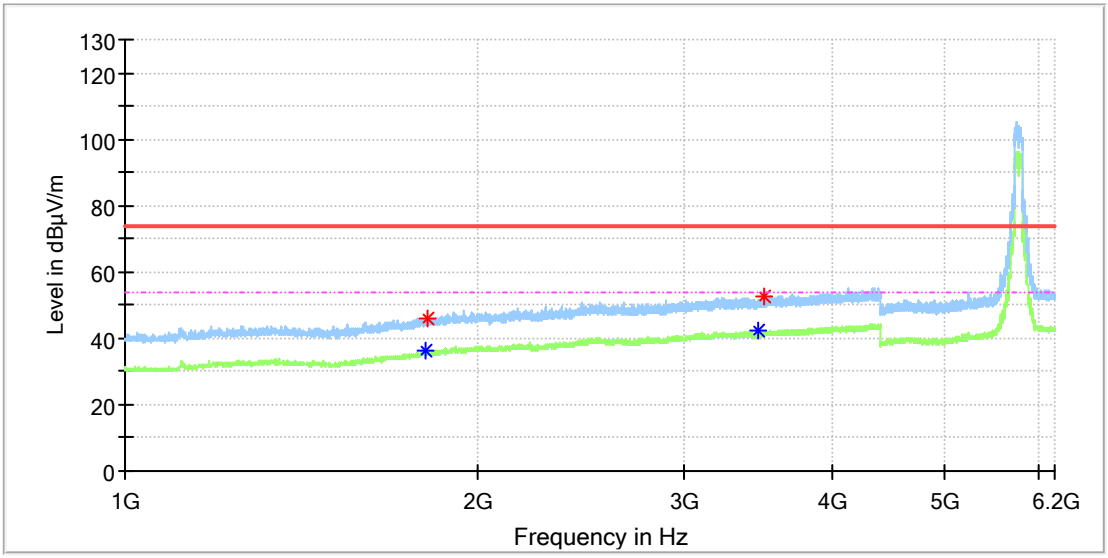

Critical_Freqs

Frequency (MHz)	MaxPeak (dBµV/m)	Average (dBµV/m)	Limit (dBµV/m)	Margin (dB)	Height (cm)	Pol	Azimuth (deg)	Corr. (dB/m)
1802.500000	---	36.43	54.00	17.57	150.0	H	81.0	4.7
1812.500000	46.03	---	74.00	27.97	150.0	H	258.0	4.8
3470.500000	---	42.14	54.00	11.86	150.0	H	247.0	8.9
3511.500000	52.41	---	74.00	21.59	150.0	H	357.0	9.0

Final_Result

Frequency (MHz)	MaxPeak (dBµV/m)	Limit (dBµV/m)	Margin (dB)	Height (cm)	Pol	Azimuth (deg)	Corr. (dB/m)
---	---	---	---	---		---	---

EUT Information

EUT Name:	Telematics Module
Model:	GLM2037TK
Test Mode:	WIFI 5G_11ac80_Ch155
Order No/Sample No:	168444225/A003605994-003
Test Voltage::	DC 12V From DC Source
Remark:	Temp 24 Humi:50%
Test Standard:	FCC 15.407
Tested By:	Kei Zhang
Reviewed By:	Terry Yin

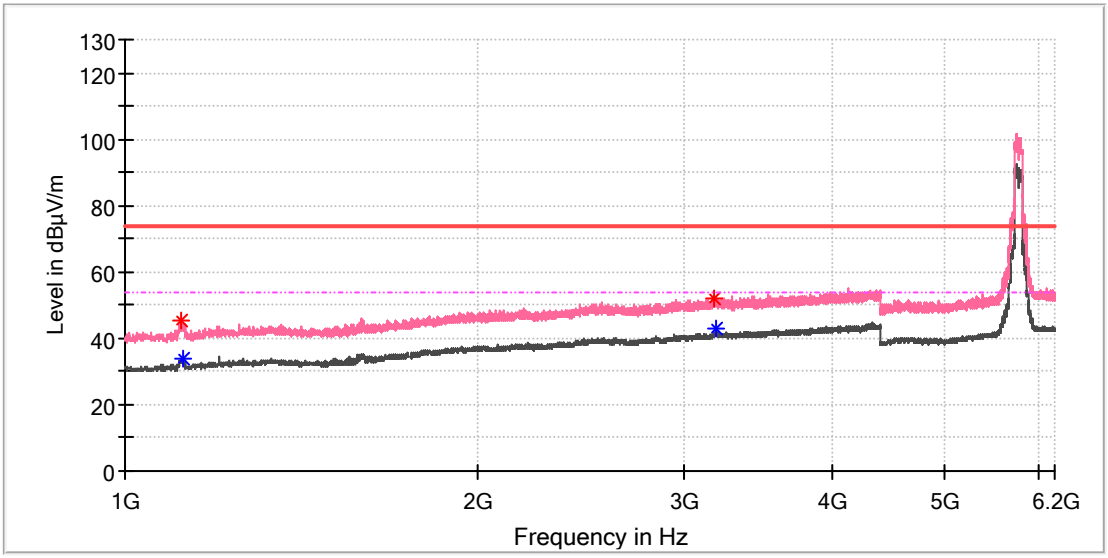

Critical_Freqs

Frequency (MHz)	MaxPeak (dBµV/m)	Average (dBµV/m)	Limit (dBµV/m)	Margin (dB)	Height (cm)	Pol	Azimuth (deg)	Corr. (dB/m)
1115.000000	45.45	---	74.00	28.55	150.0	V	260.0	0.1
1120.500000	---	33.99	54.00	20.01	150.0	V	260.0	0.2
3178.500000	52.15	---	74.00	21.85	150.0	V	241.0	8.6
3189.000000	---	42.86	54.00	11.14	150.0	V	266.0	8.6

Final_Result

Frequency (MHz)	MaxPeak (dBµV/m)	Limit (dBµV/m)	Margin (dB)	Height (cm)	Pol	Azimuth (deg)	Corr. (dB/m)
---	---	---	---	---		---	---

EUT Information

EUT Name:	Telematics Module
Model:	GLM2037TK
Test Mode:	WIFI 5G_11ac80_Ch155
Order No/Sample No:	168444225/A003605994-003
Test Voltage::	DC 12V From DC Source
Remark:	Temp 24 Humi:50%
Test Standard:	FCC 15.407
Tested By:	Kei Zhang
Reviewed By:	Terry Yin

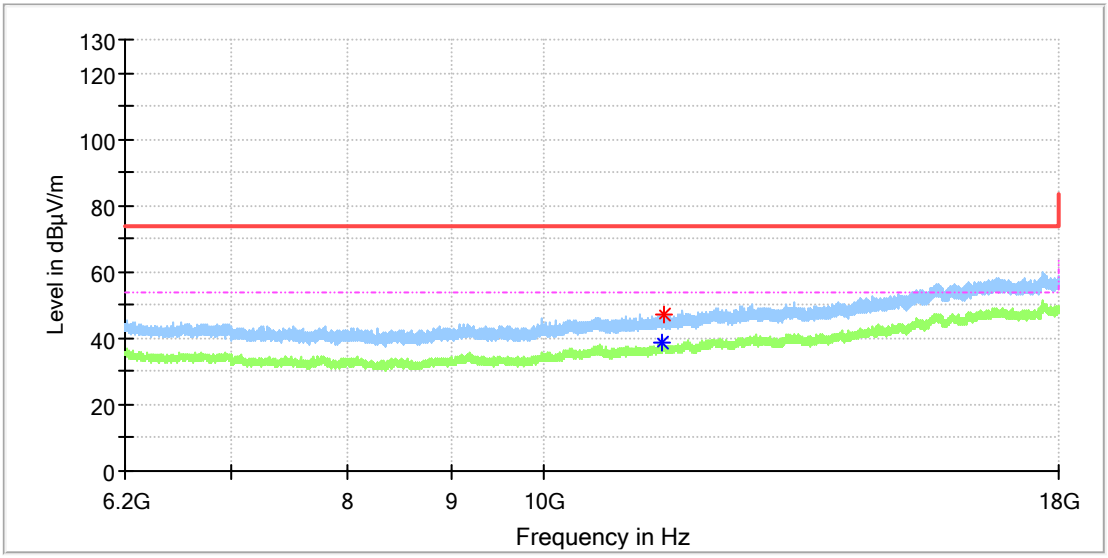

Critical_Freqs

Frequency (MHz)	MaxPeak (dBµV/m)	Average (dBµV/m)	Limit (dBµV/m)	Margin (dB)	Height (cm)	Pol	Azimuth (deg)	Corr. (dB/m)
11435.266667	---	38.50	54.00	15.50	150.0	H	162.0	13.2
11470.175000	47.06	---	74.00	26.94	150.0	H	173.0	13.6

Final_Result

Frequency (MHz)	MaxPeak (dBµV/m)	Limit (dBµV/m)	Margin (dB)	Height (cm)	Pol	Azimuth (deg)	Corr. (dB/m)
---	---	---	---	---		---	---

EUT Information

EUT Name:	Telematics Module
Model:	GLM2037TK
Test Mode:	WIFI 5G_11ac80_Ch155
Order No/Sample No:	168444225/A003605994-003
Test Voltage::	DC 12V From DC Source
Remark:	Temp 24 Humi:50%
Test Standard:	FCC 15.407
Tested By:	Kei Zhang
Reviewed By:	Terry Yin

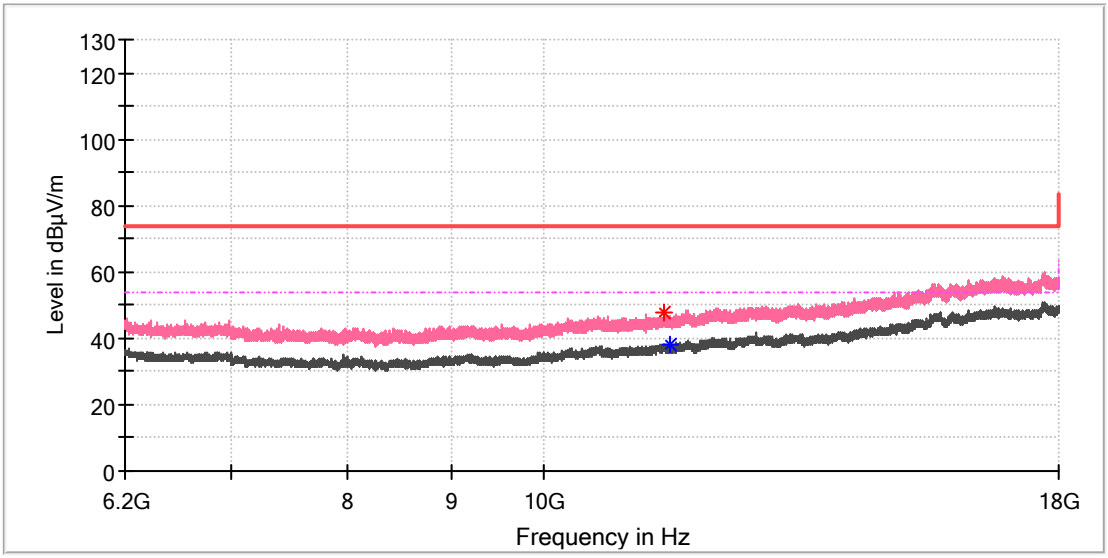

Critical_Freqs

Frequency (MHz)	MaxPeak (dBµV/m)	Average (dBµV/m)	Limit (dBµV/m)	Margin (dB)	Height (cm)	Pol	Azimuth (deg)	Corr. (dB/m)
11480.500000	47.60	---	74.00	26.40	150.0	V	112.0	13.7
11539.008333	---	38.10	54.00	15.90	150.0	V	161.0	13.5

Final_Result

Frequency (MHz)	MaxPeak (dBµV/m)	Limit (dBµV/m)	Margin (dB)	Height (cm)	Pol	Azimuth (deg)	Corr. (dB/m)
---	---	---	---	---		---	---

EUT Information

EUT Name:	Telematics Module
Model:	GLM2037TK
Test Mode:	WIFI 5G_11ac80_Ch155
Order No/Sample No:	168444225/A003605994-003
Test Voltage::	DC 12V From DC Source
Remark:	Temp 24 Humi:50%
Test Standard:	FCC 15.407
Tested By:	Kei Zhang
Reviewed By:	Terry Yin

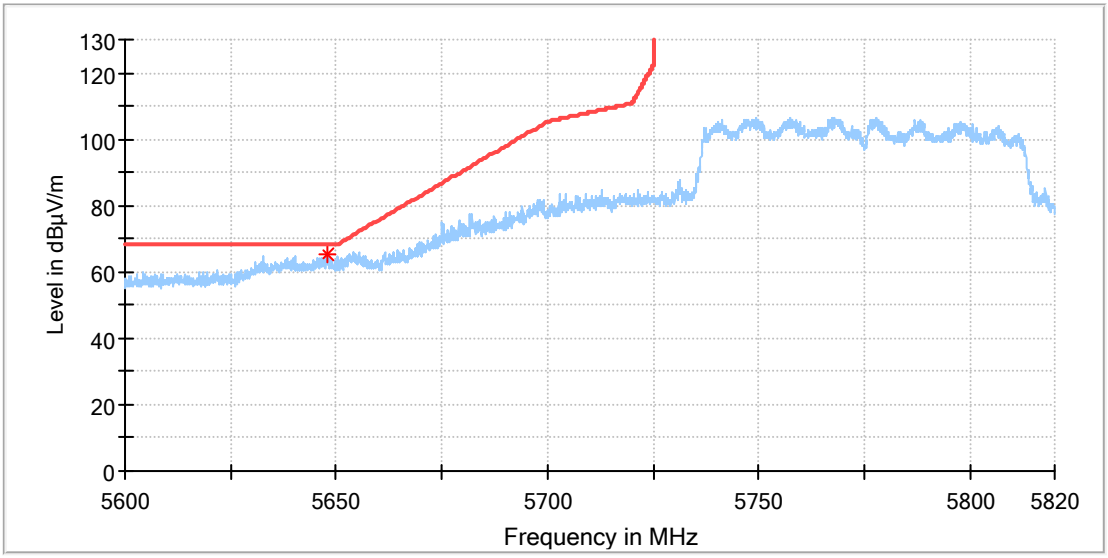

Critical_Freqs

Frequency (MHz)	MaxPeak (dBµV/m)	Limit (dBµV/m)	Margin (dB)	Height (cm)	Pol	Azimuth (deg)	Corr. (dB/m)
5648.033333	65.47	68.20	2.73	150.0	H	151.0	13.8

Final_Result

Frequency (MHz)	MaxPeak (dBµV/m)	Limit (dBµV/m)	Margin (dB)	Height (cm)	Pol	Azimuth (deg)	Corr. (dB/m)
---	---	---	---	---		---	---

EUT Information

EUT Name:	Telematics Module
Model:	GLM2037TK
Test Mode:	WIFI 5G_11ac80_Ch155
Order No/Sample No:	168444225/A003605994-003
Test Voltage::	DC 12V From DC Source
Remark:	Temp 24 Humi:50%
Test Standard:	FCC 15.407
Tested By:	Kei Zhang
Reviewed By:	Terry Yin

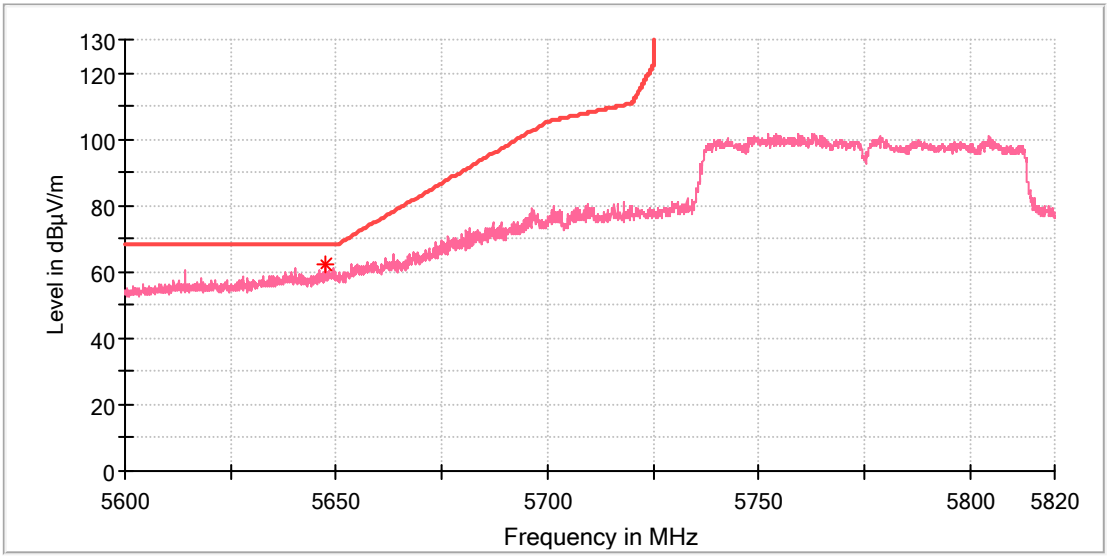

Critical_Freqs

Frequency (MHz)	MaxPeak (dBµV/m)	Limit (dBµV/m)	Margin (dB)	Height (cm)	Pol	Azimuth (deg)	Corr. (dB/m)
5647.238889	62.10	68.20	6.10	150.0	V	85.0	13.8

Final_Result

Frequency (MHz)	MaxPeak (dBµV/m)	Limit (dBµV/m)	Margin (dB)	Height (cm)	Pol	Azimuth (deg)	Corr. (dB/m)
---	---	---	---	---		---	---

EUT Information

EUT Name:	Telematics Module
Model:	GLM2037TK
Test Mode:	WIFI 5G_11ac80_Ch155
Order No/Sample No:	168444225/A003605994-003
Test Voltage::	DC 12V From DC Source
Remark:	Temp 24 Humi:50%
Test Standard:	FCC 15.407
Tested By:	Kei Zhang
Reviewed By:	Terry Yin

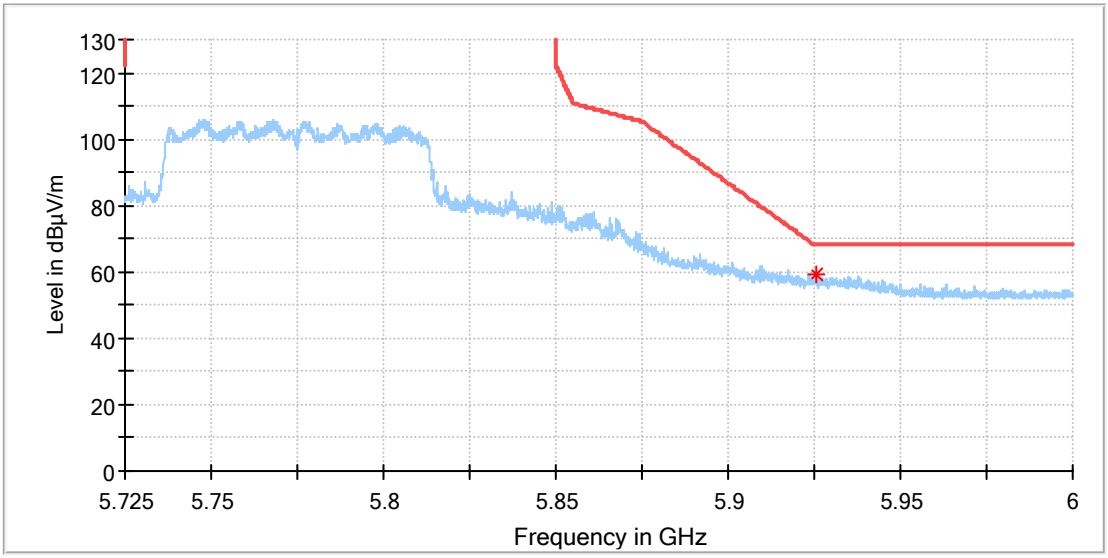

Critical_Freqs

Frequency (MHz)	MaxPeak (dBµV/m)	Limit (dBµV/m)	Margin (dB)	Height (cm)	Pol	Azimuth (deg)	Corr. (dB/m)
5925.291667	59.31	68.20	8.89	150.0	H	351.0	14.6

Final_Result

Frequency (MHz)	MaxPeak (dBµV/m)	Limit (dBµV/m)	Margin (dB)	Height (cm)	Pol	Azimuth (deg)	Corr. (dB/m)
---	---	---	---	---		---	---

EUT Information

EUT Name:	Telematics Module
Model:	GLM2037TK
Test Mode:	WIFI 5G_11ac80_Ch155
Order No/Sample No:	168444225/A003605994-003
Test Voltage::	DC 12V From DC Source
Remark:	Temp 24 Humi:50%
Test Standard:	FCC 15.407
Tested By:	Kei Zhang
Reviewed By:	Terry Yin

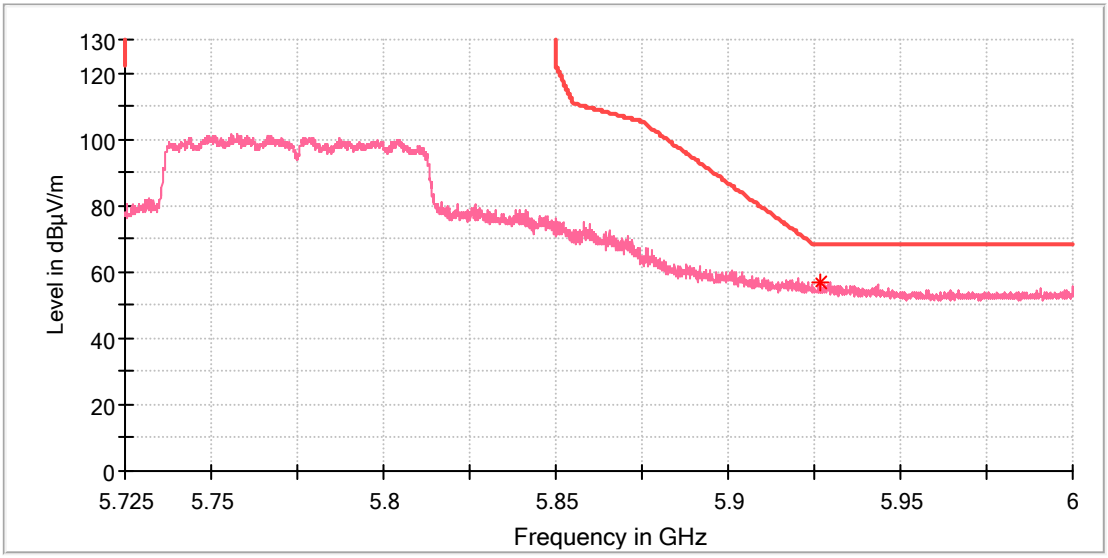

Critical_Freqs

Frequency (MHz)	MaxPeak (dBµV/m)	Limit (dBµV/m)	Margin (dB)	Height (cm)	Pol	Azimuth (deg)	Corr. (dB/m)
5926.666667	56.63	68.20	11.57	150.0	V	352.0	14.7

Final_Result

Frequency (MHz)	MaxPeak (dBµV/m)	Limit (dBµV/m)	Margin (dB)	Height (cm)	Pol	Azimuth (deg)	Corr. (dB/m)
---	---	---	---	---		---	---

EUT Information

EUT Name:	Telematics Module
Model:	GLM2037TK
Test Mode:	WIFI 5G_11n20_Ch149
Order No/Sample No:	168444225/A003605994-003
Test Voltage::	DC 12V From DC Source
Remark:	Temp 24 Humi:50%
Test Standard:	FCC 15.407
Tested By:	Kei Zhang
Reviewed By:	Terry Yin

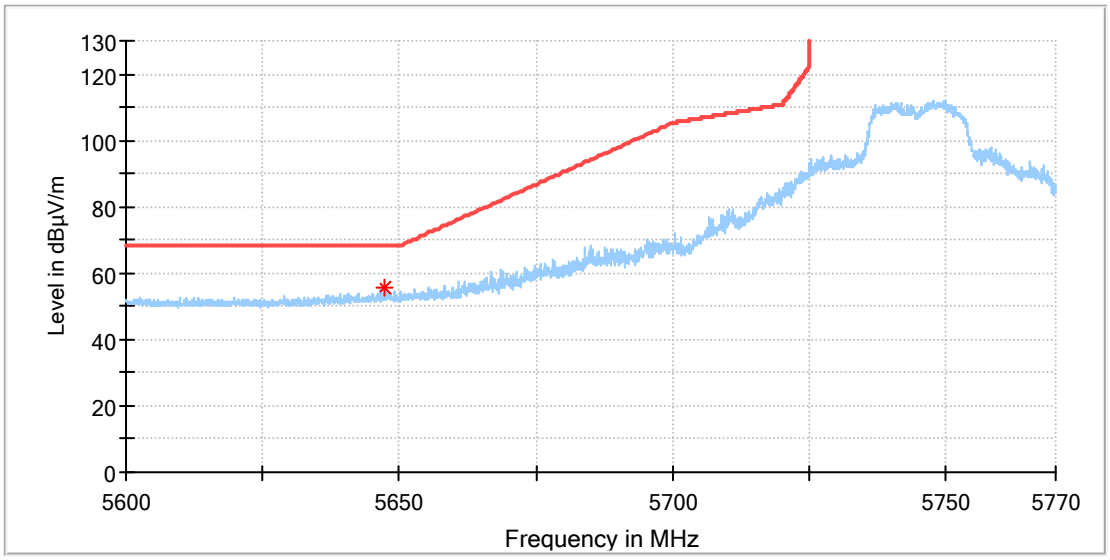

Critical_Freqs

Frequency (MHz)	MaxPeak (dBµV/m)	Limit (dBµV/m)	Margin (dB)	Height (cm)	Pol	Azimuth (deg)	Corr. (dB/m)
5647.422222	55.33	68.20	12.87	150.0	H	102.0	13.8

Final_Result

Frequency (MHz)	MaxPeak (dBµV/m)	Limit (dBµV/m)	Margin (dB)	Height (cm)	Pol	Azimuth (deg)	Corr. (dB/m)
---	---	---	---	---		---	---

4.3 Transmitter Spurious Emissions, Co-location (5GHz Wi-Fi+Cellular bands)

It is verified that there are no evident emission for Co-location modes, thus no reords for it.