Appendix Test Data

Report No.:	18220WC10285001	Test Sample No.:	1-2-2
Start Test Date:	2021.12.30	Finish Test Date:	2022.1.7
Test Engineer:	Tony.He	Auditor:	Edward.Pan
Temperature:	24.3℃	Relative Humidity:	57 %
Pressure:	1012 hPa		

Appendix A1: Emission Bandwidth

Test Result

TestMode	Antenna	Channel	26db EBW [MHz]	FL[MHz]	FH[MHz]	Limit[MHz]	Verdict
11A	Ant1	5745	19.960	5734.920	5754.880	---	PASS
	Ant2	5745	19.960	5735.000	5754.960	---	PASS
	Ant1	5785	20.080	5774.840	5794.920	---	PASS
	Ant2	5785	20.080	5774.880	5794.960	---	PASS
	Ant1	5825	19.880	5815.040	5834.920	---	PASS
	Ant2	5825	20.200	5814.800	5835.000	---	PASS

Test Graphs

11A_Ant1_5745

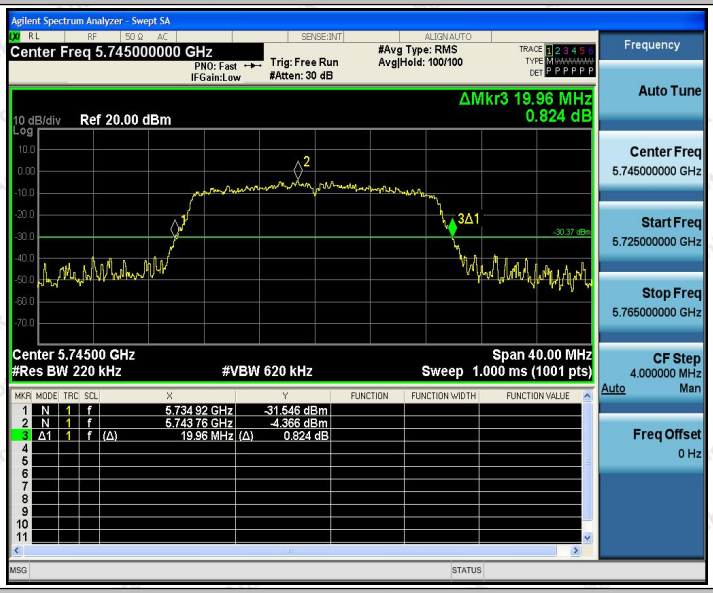

11A_Ant2_5745

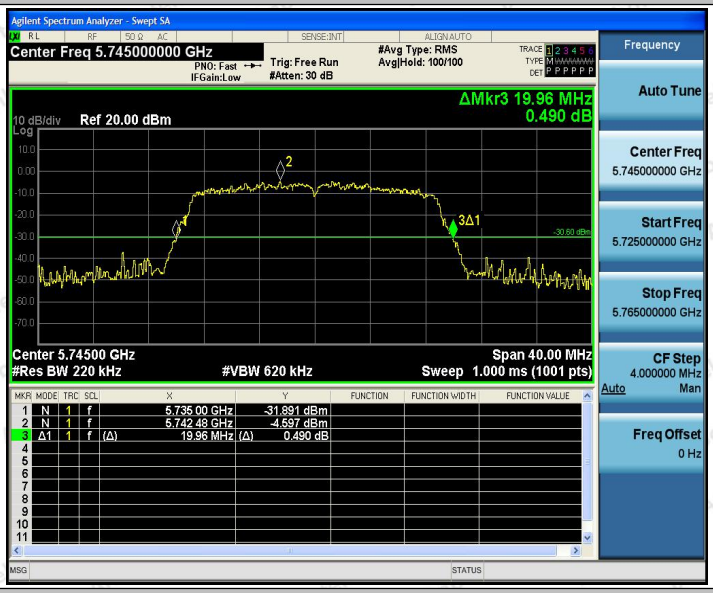

11A_Ant1_5785

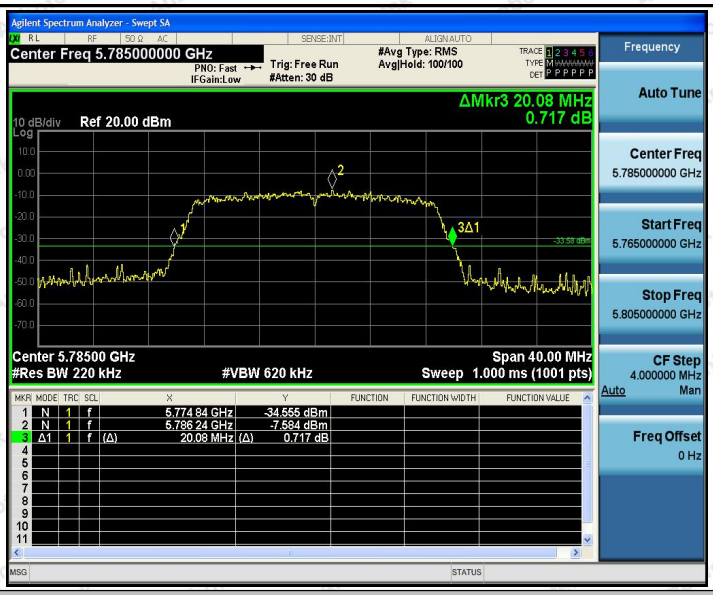

11A_Ant2_5785

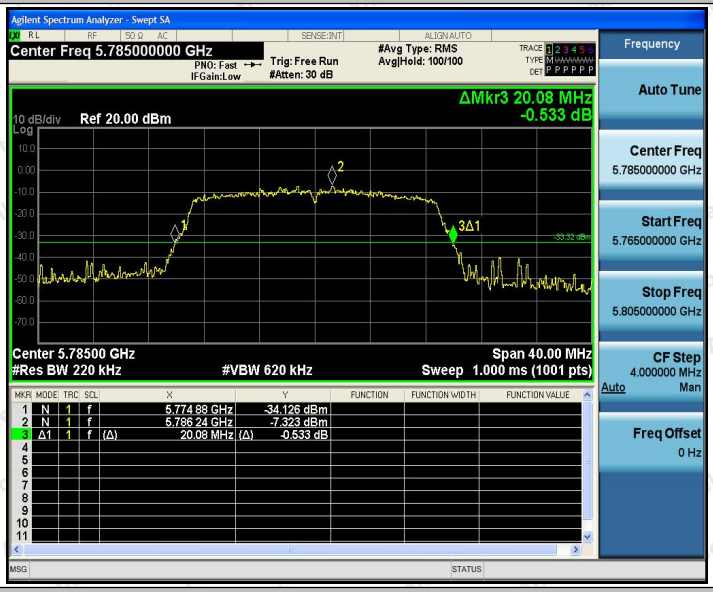

11A_Ant1_5825

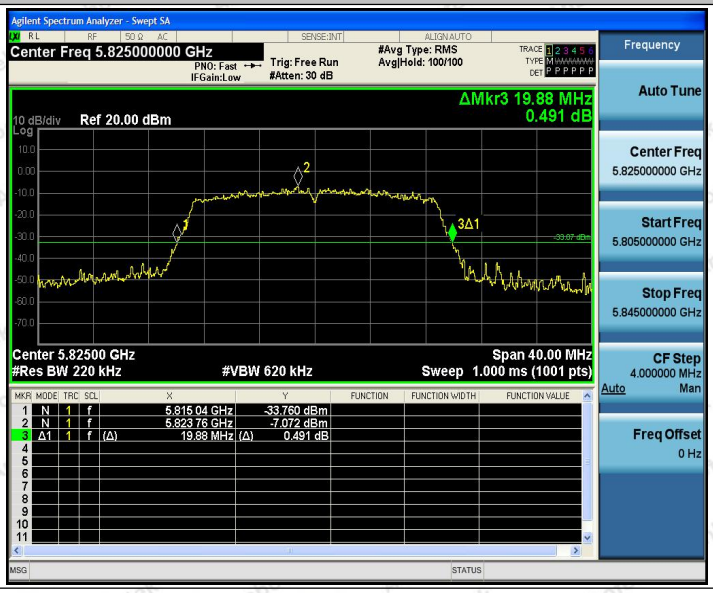

11A_Ant2_5825

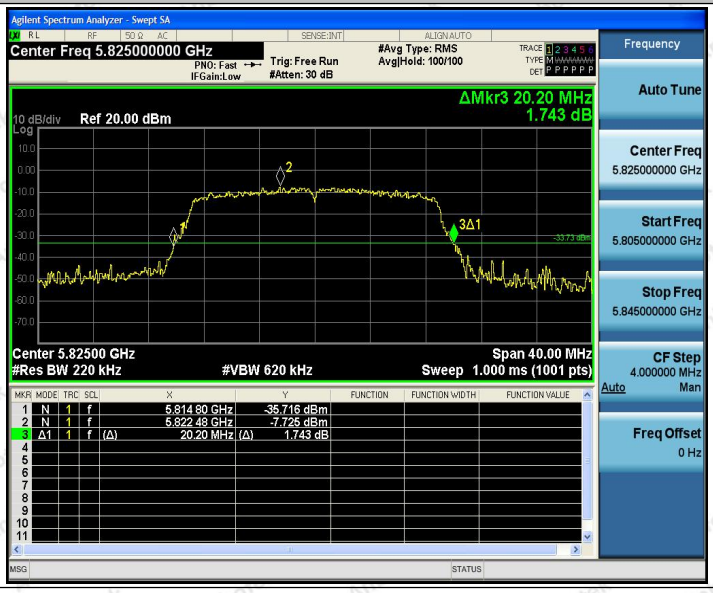

Appendix A2: Occupied channel bandwidth

Test Result

TestMode	Antenna	Channel	OCB [MHz]	FL[MHz]	FH[MHz]	Limit[MHz]	Verdict
11A	Ant1	5745	17.756	5736.036	5753.792	---	PASS
	Ant2	5745	17.725	5736.079	5753.804	---	PASS
	Ant1	5785	17.788	5776.073	5793.861	---	PASS
	Ant2	5785	17.823	5776.065	5793.888	---	PASS
	Ant1	5825	17.825	5816.060	5833.885	---	PASS
	Ant2	5825	17.790	5816.105	5833.895	---	PASS

Test Graphs

11A_Ant1_5745

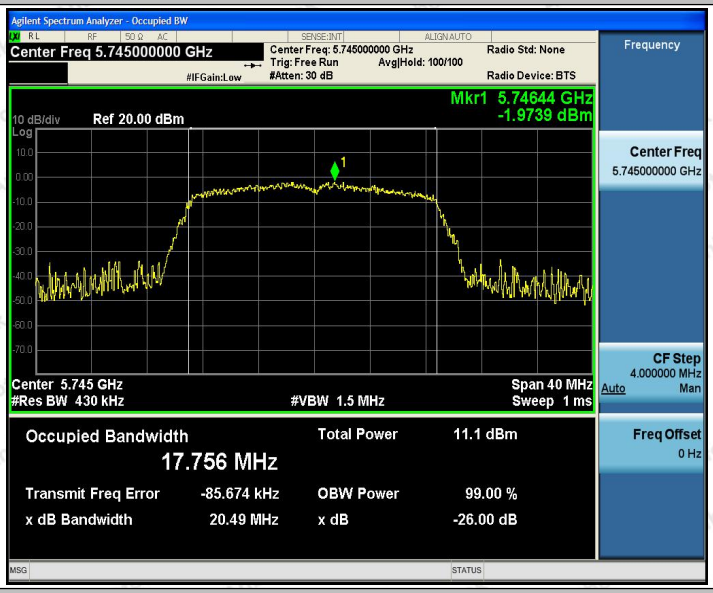

11A_Ant2_5745

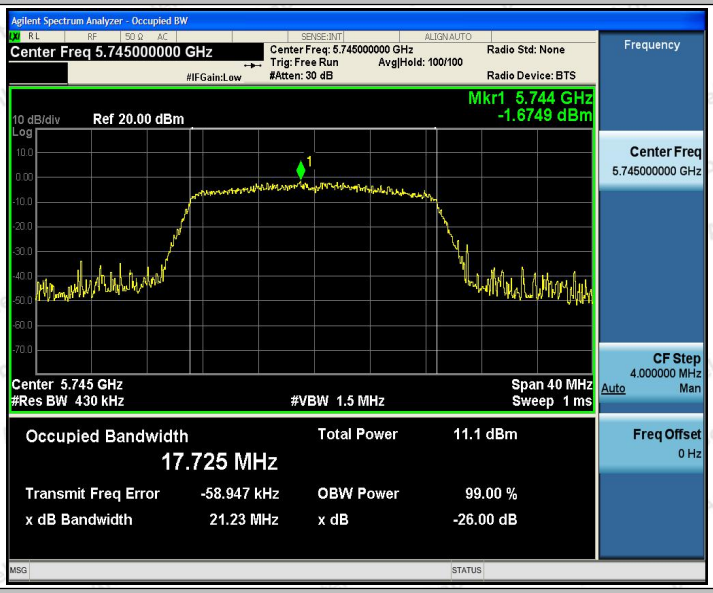

11A_Ant1_5785

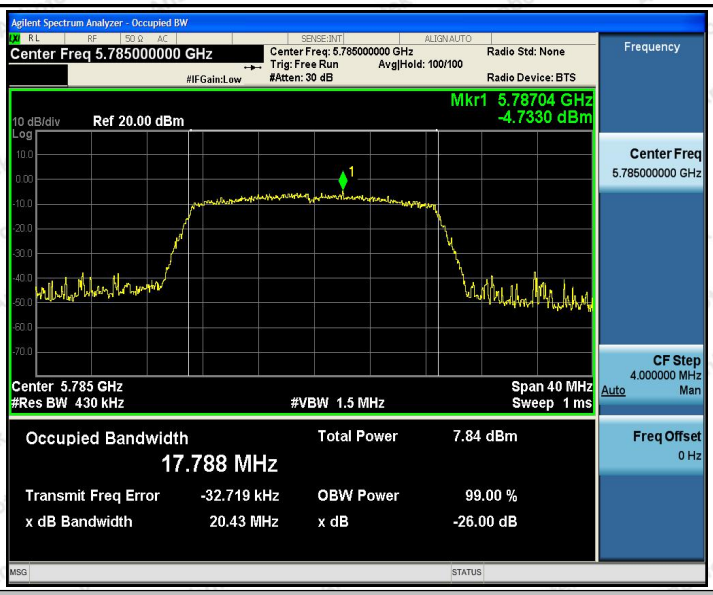

11A_Ant2_5785

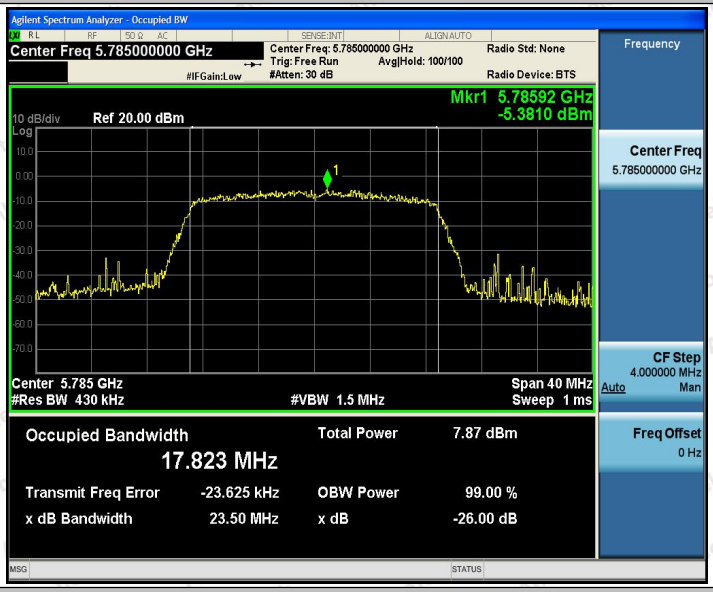

11A_Ant1_5825

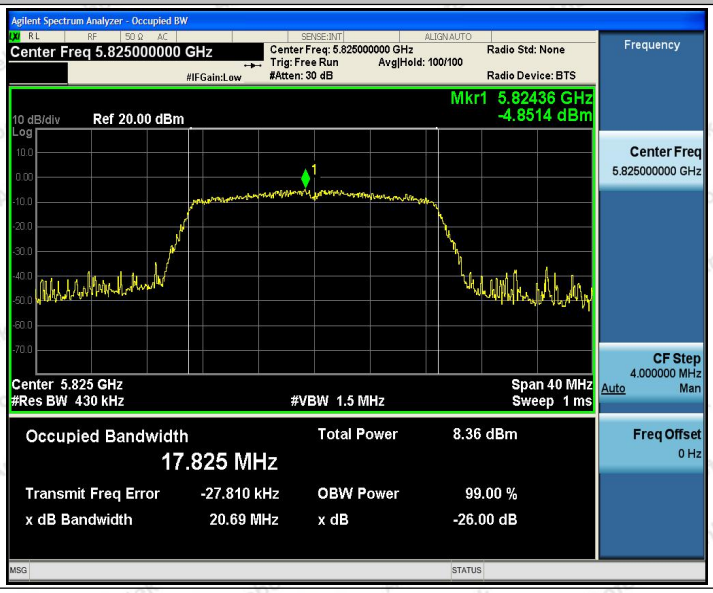

11A_Ant2_5825

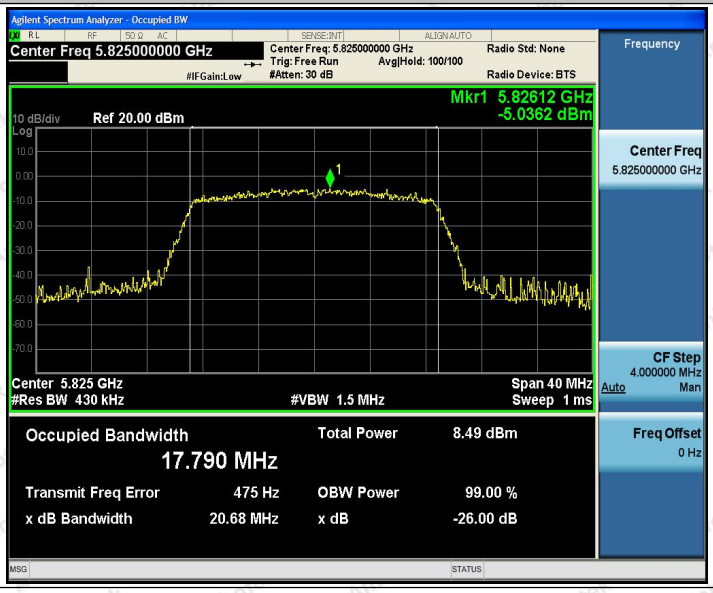

Appendix A3: Min emission bandwidth

Test Result

TestMode	Antenna	Channel	6db EBW [MHz]	FL[MHz]	FH[MHz]	Limit[MHz]	Verdict
11A	Ant1	5745	15.080	5737.440	5752.520	0.5	PASS
	Ant2	5745	15.160	5737.400	5752.560	0.5	PASS
	Ant1	5785	16.120	5776.440	5792.560	0.5	PASS
	Ant2	5785	14.440	5777.480	5791.920	0.5	PASS
	Ant1	5825	17.000	5816.800	5833.800	0.5	PASS
	Ant2	5825	15.440	5817.360	5832.800	0.5	PASS

Test Graphs

11A_Ant1_5745

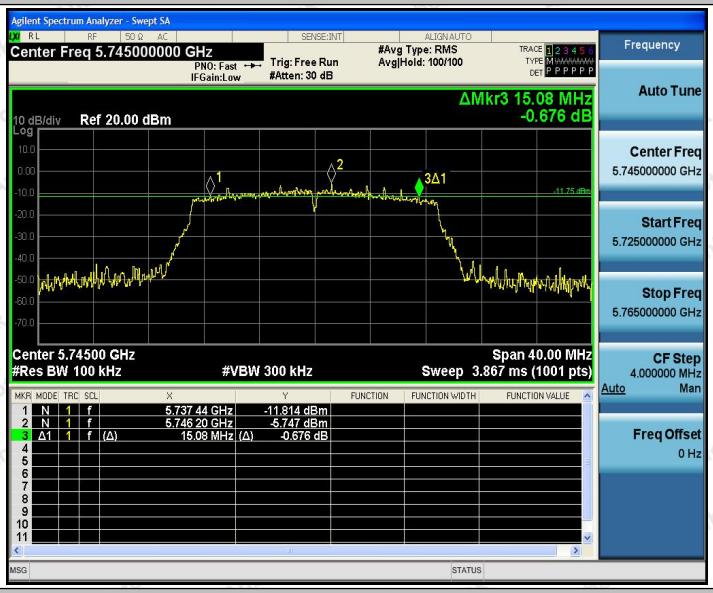

11A_Ant2_5745

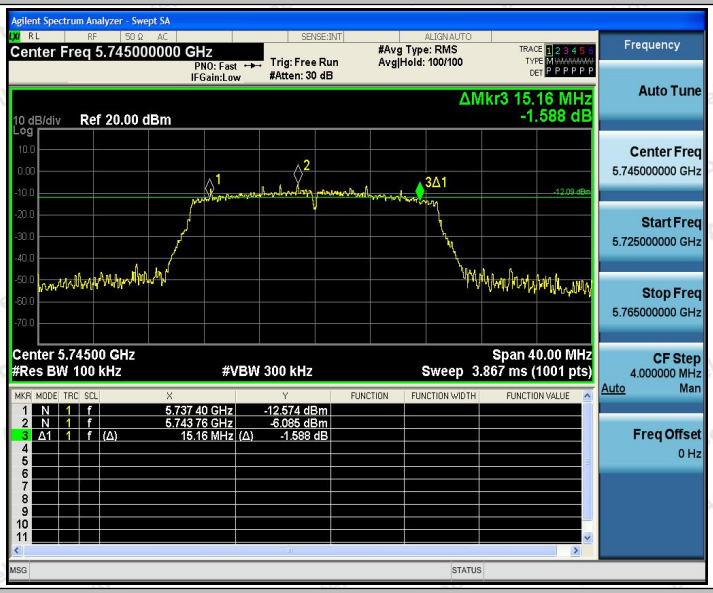

11A_Ant1_5785

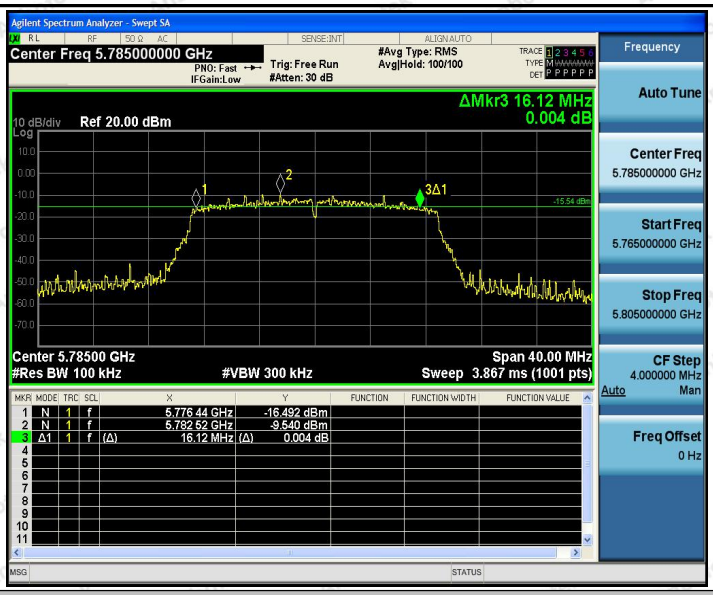

11A_Ant2_5785

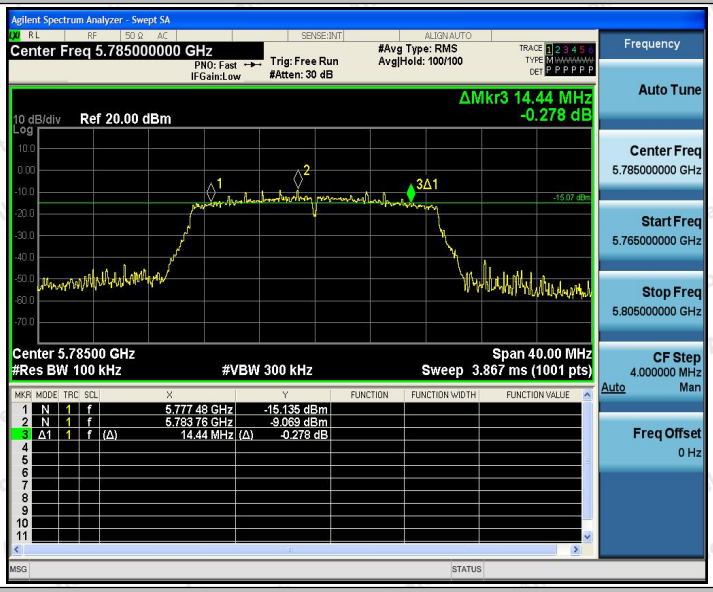

11A_Ant1_5825

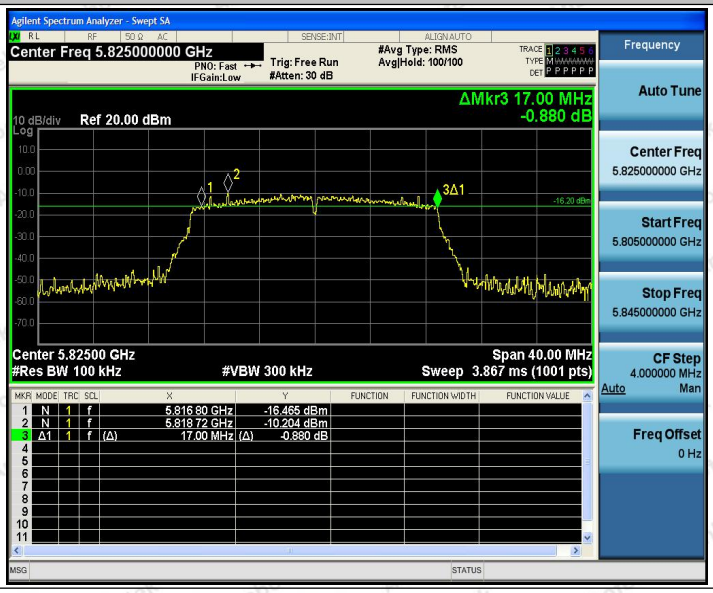

11A_Ant2_5825

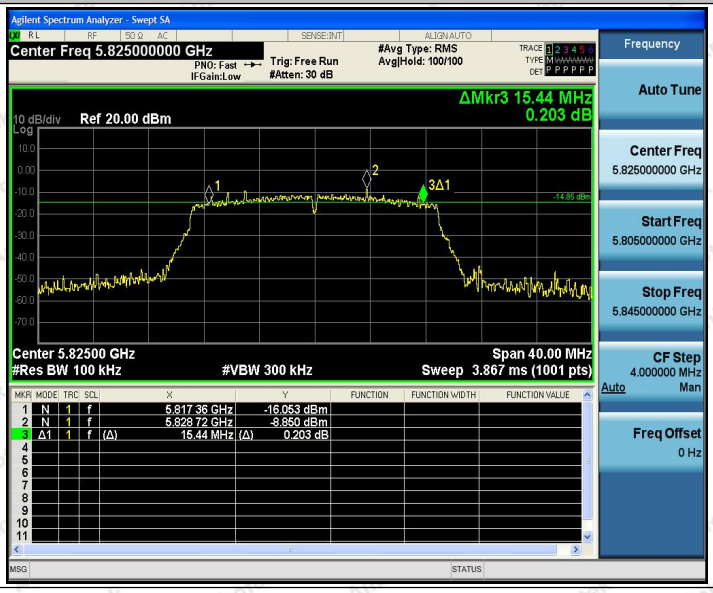

Appendix B: Maximum conducted output power

Test Result

TestMode	Antenna	Channel	Result[dBm]	Limit[dBm]	Verdict
11A	Ant1	5745	12.66	≤30	PASS
	Ant2	5745	12.68	≤30	PASS
	Ant1	5785	12.86	≤30	PASS
	Ant2	5785	12.68	≤30	PASS
	Ant1	5825	13.29	≤30	PASS
	Ant2	5825	13.15	≤30	PASS

Note：The Duty Cycle Factor is compensated in the graph.

Test Graphs

11A_Ant1_5745

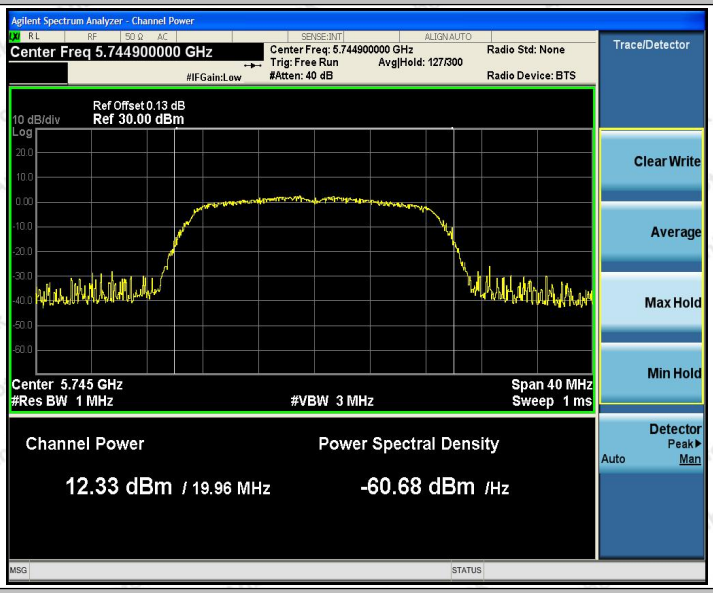

11A_Ant2_5745

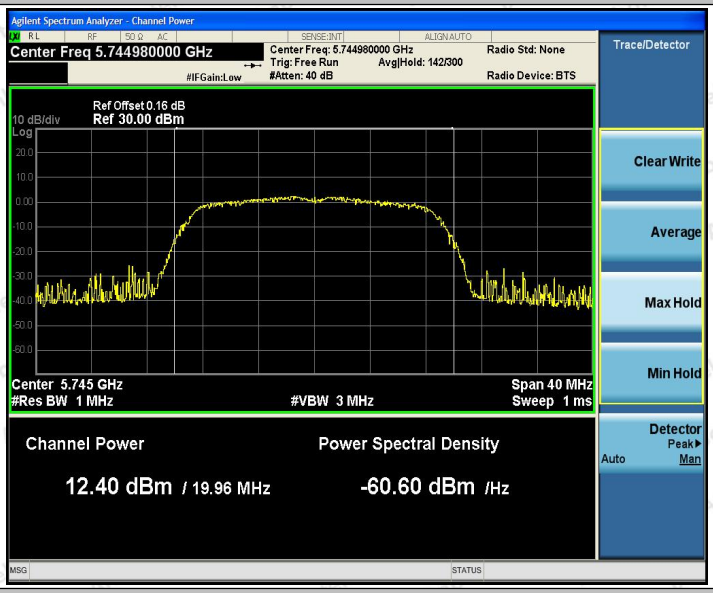

11A_Ant1_5785

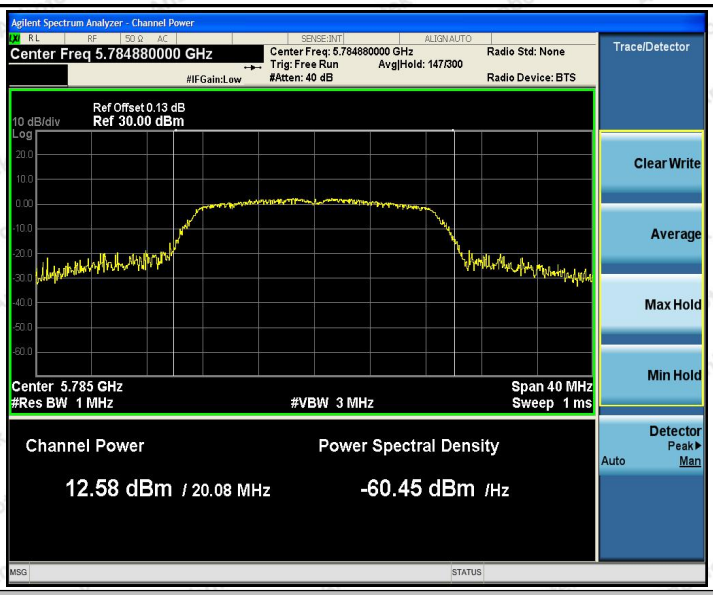

11A_Ant2_5785

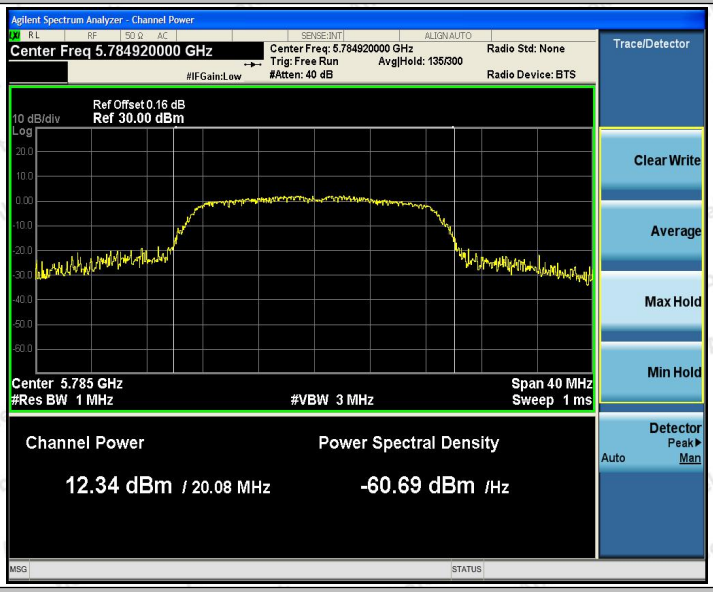

11A_Ant1_5825

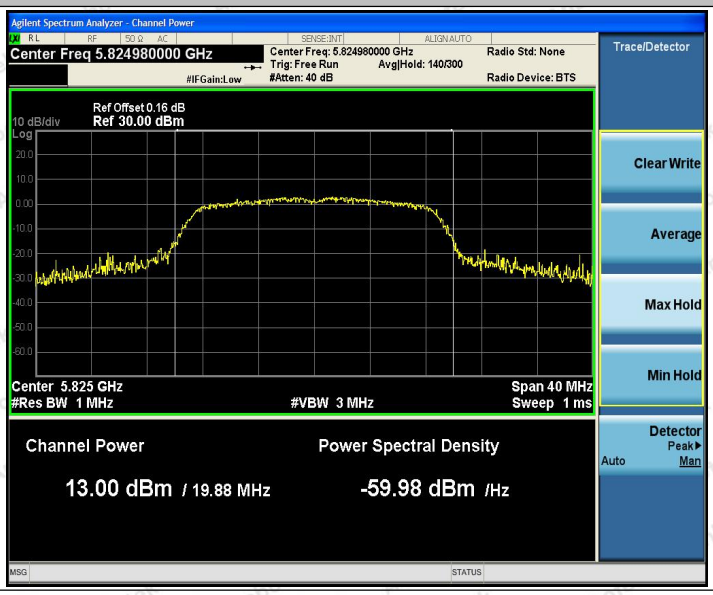

11A_Ant2_5825

Appendix C: Maximum power spectral density

Test Result

TestMode	Antenna	Channel	Result [dBm/500KHz]	Limit[dBm/MHz]	Verdict
11A	Ant1	5745	-2.53	≤30	PASS
	Ant2	5745	-1.84	≤30	PASS
	Ant1	5785	-5.47	≤30	PASS
	Ant2	5785	-5.58	≤30	PASS
	Ant1	5825	-4.57	≤30	PASS
	Ant2	5825	-4.44	≤30	PASS

Note：1.The Result and Limit Unit is dBm/500 kHz in the band 5.725–5.85 GHz.
2.The Duty Cycle Factor and RBW Factor is compensated in the graph.

Test Graphs

11A_Ant1_5745

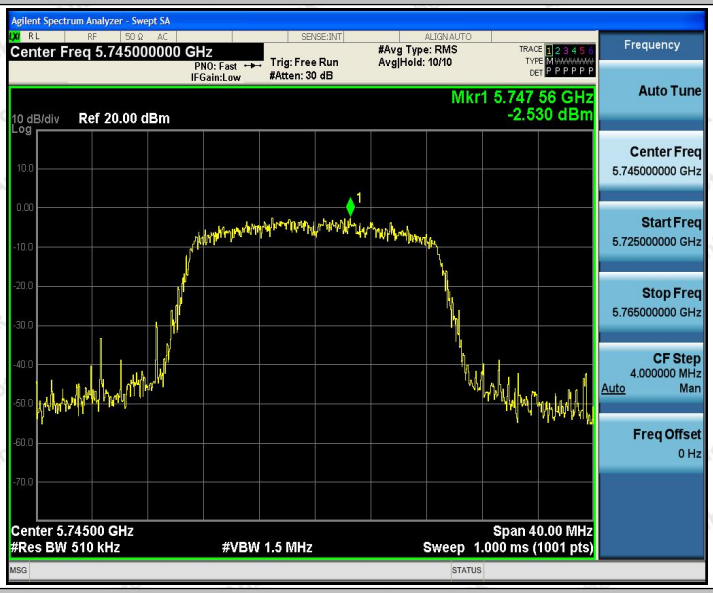

11A_Ant2_5745

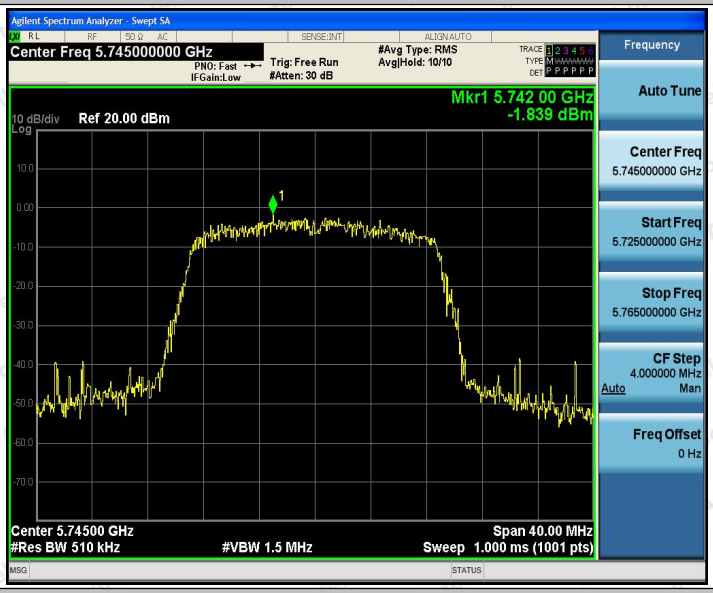

11A_Ant1_5785

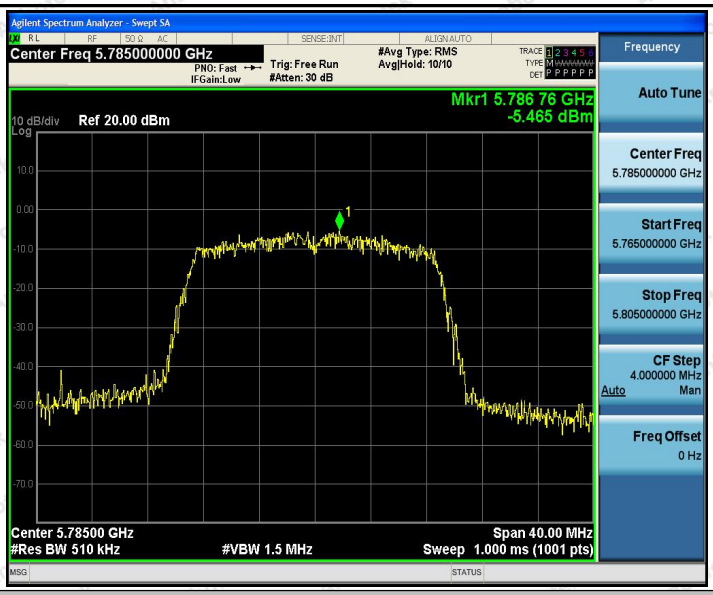

11A_Ant2_5785

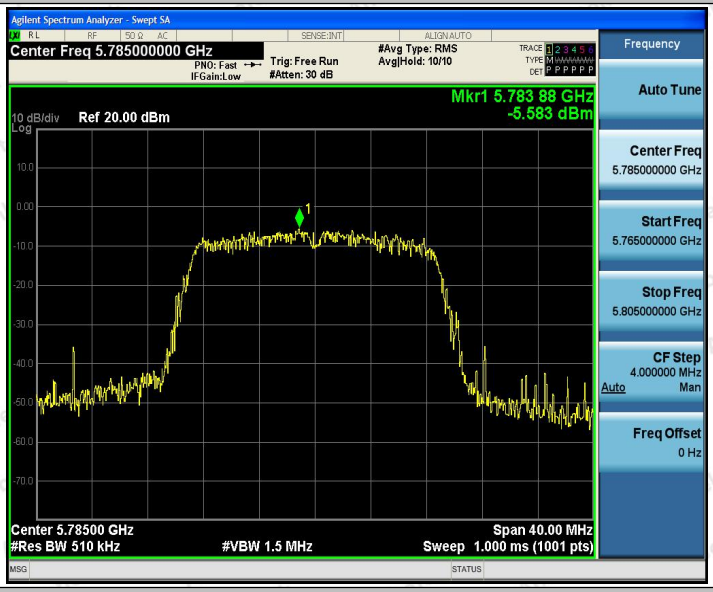

11A_Ant1_5825

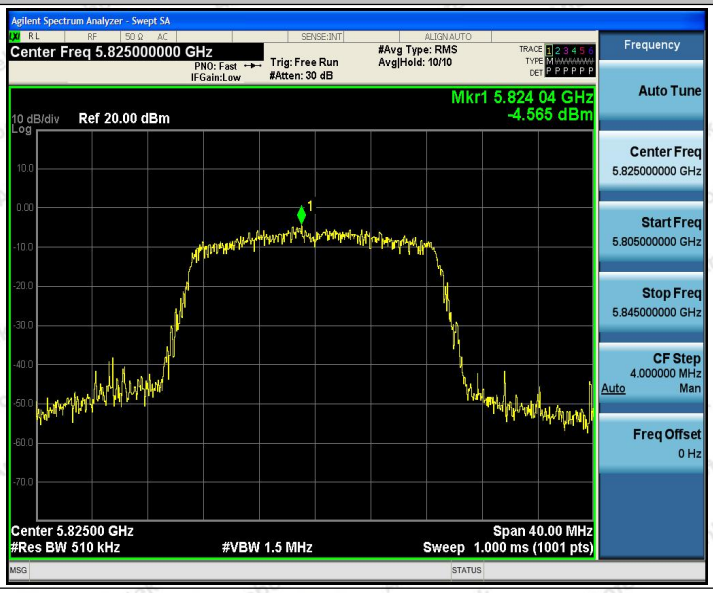

11A_Ant2_5825

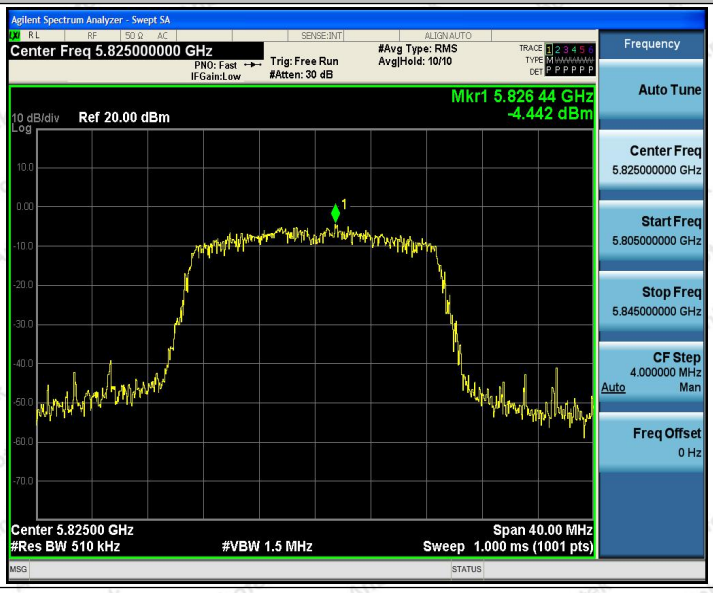

Appendix D: Band edge measurements

Test Result

TestMode	Antenna	ChName	Channel	FreqRange [MHz]	Result [dBm]	Limit [dBm]	Verdict
11A	Ant1	Low	5745	5650~5700	-43.5	≤1.84	PASS
				5700~5720	-37.84	≤15.03	PASS
				5720~5725	-32.52	≤21.54	PASS
				5755~5650	-43.73	≤-27	PASS
	Ant2	Low	5745	5650~5700	-43.52	≤-21.68	PASS
				5700~5720	-37.36	≤15.46	PASS
				5720~5725	-35.78	≤26.84	PASS
				5755~5650	-43.51	≤-27	PASS
	Ant1	High	5825	5850~5855	-37.55	≤18.91	PASS
				5855~5875	-41.84	≤10.10	PASS
				5875~5925	-44.04	≤-4.13	PASS
				5925~5950	-44.19	≤-27	PASS
	Ant2	High	5825	5850~5855	-36.37	≤15.83	PASS
				5855~5875	-43.78	≤10.31	PASS
				5875~5925	-43.49	≤-18.01	PASS
				5925~5950	-42.97	≤-27	PASS

Test Graphs

11A_Ant1_Low_5745

11A_Ant2_Low_5745

11A_Ant1_High_5825

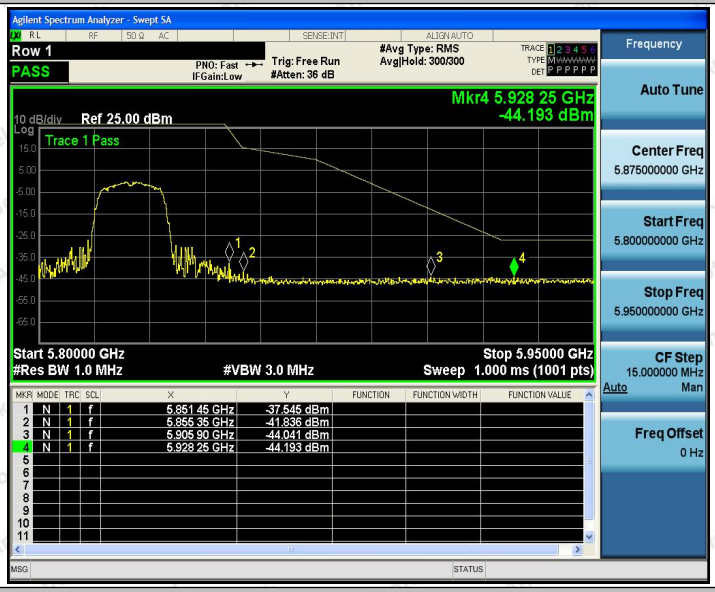

11A_Ant2_High_5825

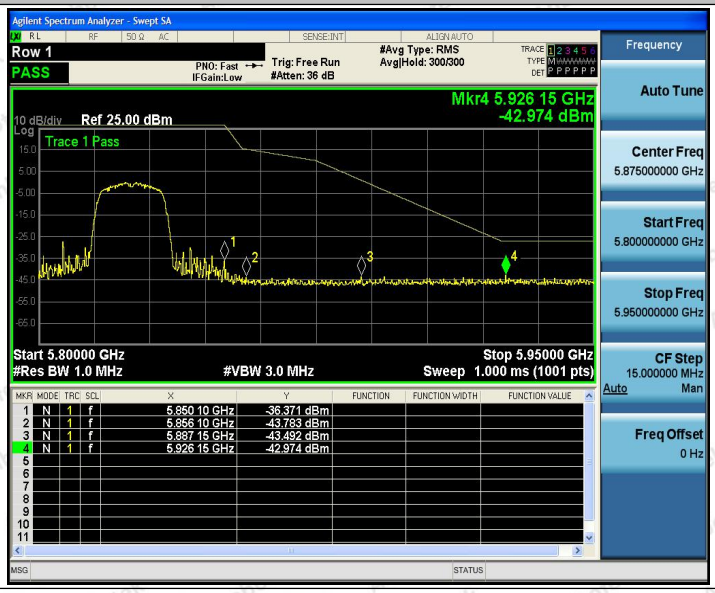

Appendix E: Duty Cycle

Test Result

TestMode	Antenna	Channel	Transmission Duration [ms]	Transmission Period [ms]	Duty Cycle [%]	Limit	Verdict
11A	Ant1	5745	1.32	1.36	97.06	---	PASS
	Ant2	5745	1.31	1.36	96.32	---	PASS
	Ant1	5785	1.32	1.36	97.06	---	PASS
	Ant2	5785	1.31	1.36	96.32	---	PASS
	Ant1	5825	1.31	1.36	96.32	---	PASS
	Ant2	5825	1.31	1.35	97.04	---	PASS

---End---