Appendix Test Data

Report No.:	18220WC10285001	Test Sample No.:	1-2-2
Start Test Date:	2021.12.30	Finish Test Date:	2022.1.7
Test Engineer:	Tony.He	Auditor:	Edward.Pan
Temperature:	24.3℃	Relative Humidity:	57 %
Pressure:	1012 hPa		

Appendix A1: Emission Bandwidth

Test Result

TestMode	Antenna	Channel	26db EBW [MHz]	FL[MHz]	FH[MHz]	Limit[MHz]	Verdict
11A	Ant1	5745	20.080	5734.960	5755.040	---	PASS
	Ant2	5745	20.000	5735.000	5755.000	---	PASS
	Ant1	5785	20.000	5775.040	5795.040	---	PASS
	Ant2	5785	20.120	5774.920	5795.040	---	PASS
	Ant1	5825	20.200	5814.880	5835.080	---	PASS
	Ant2	5825	20.240	5814.920	5835.160	---	PASS

Test Graphs

11A_Ant1_5745

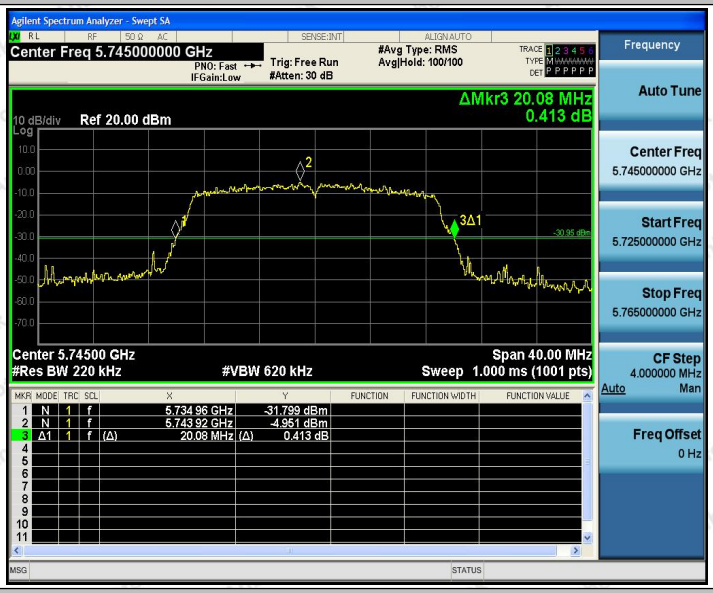

11A_Ant2_5745

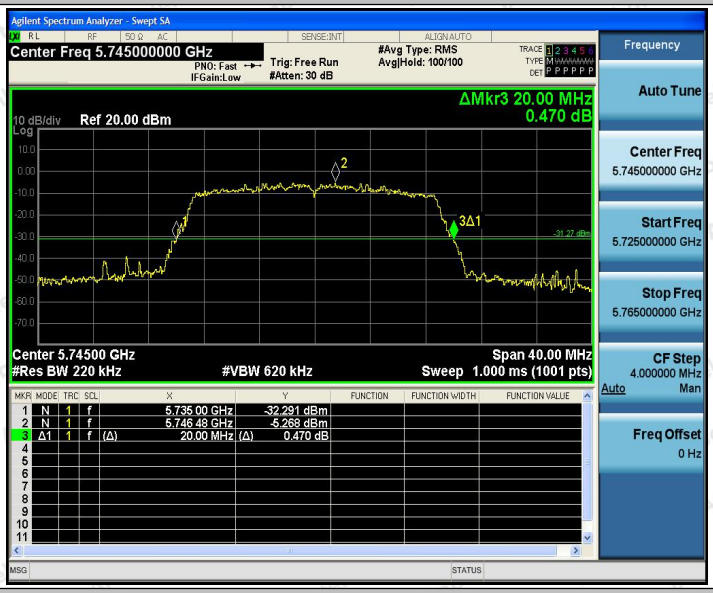

11A_Ant1_5785

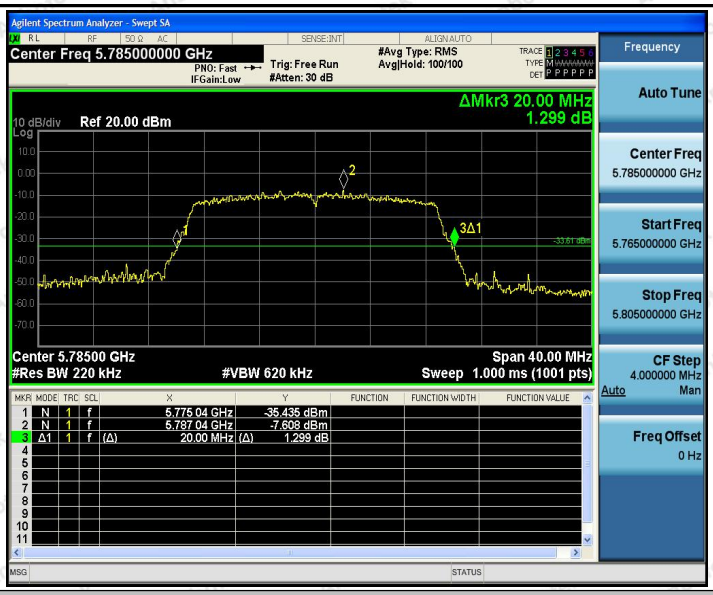

11A_Ant2_5785

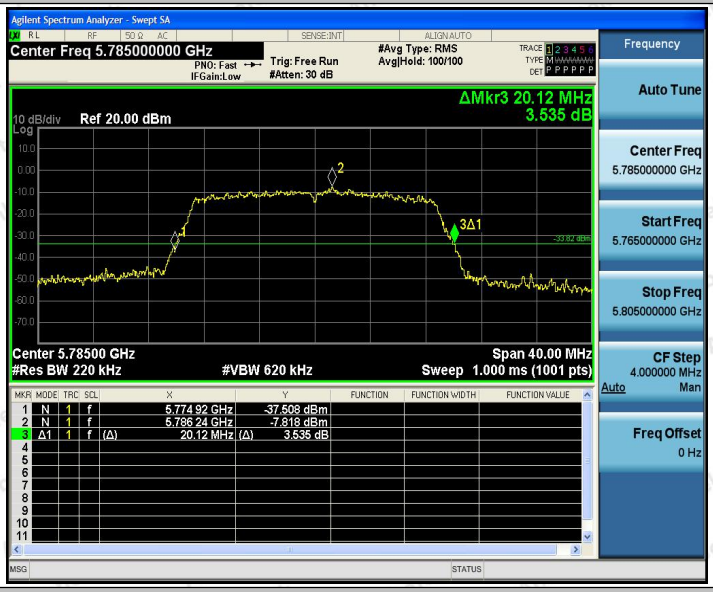

11A_Ant1_5825

11A_Ant2_5825

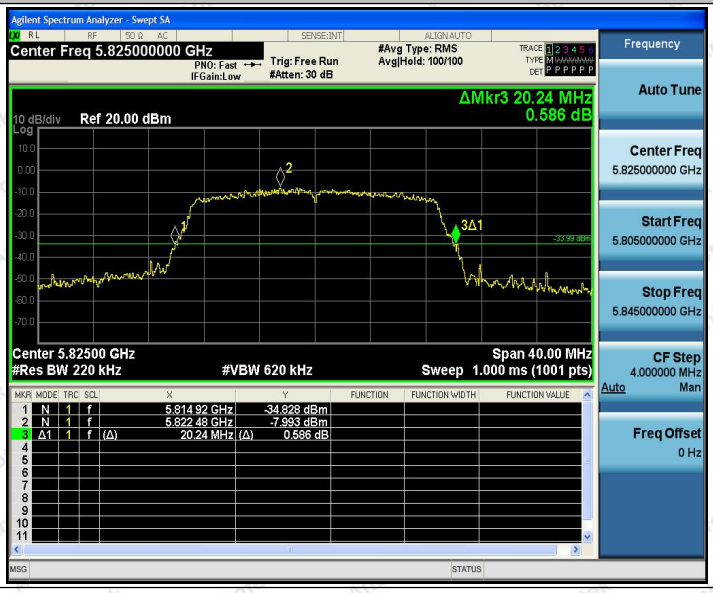

Appendix A2: Occupied channel bandwidth

Test Result

TestMode	Antenna	Channel	OCB [MHz]	FL[MHz]	FH[MHz]	Limit[MHz]	Verdict
11A	Ant1	5745	17.800	5736.041	5753.841	---	PASS
	Ant2	5745	17.754	5736.062	5753.816	---	PASS
	Ant1	5785	17.855	5776.013	5793.868	---	PASS
	Ant2	5785	17.771	5776.053	5793.824	---	PASS
	Ant1	5825	17.779	5816.138	5833.917	---	PASS
	Ant2	5825	17.775	5816.107	5833.882	---	PASS

Test Graphs

11A_Ant1_5745

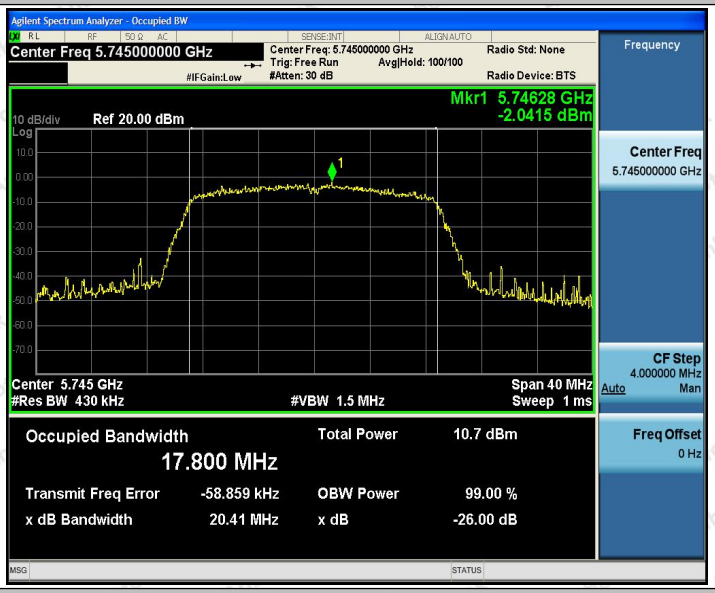

11A_Ant2_5745

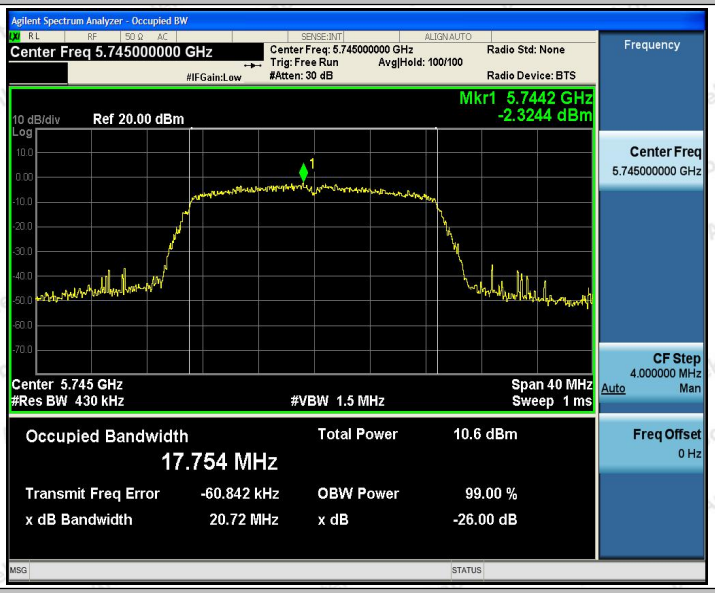

11A_Ant1_5785

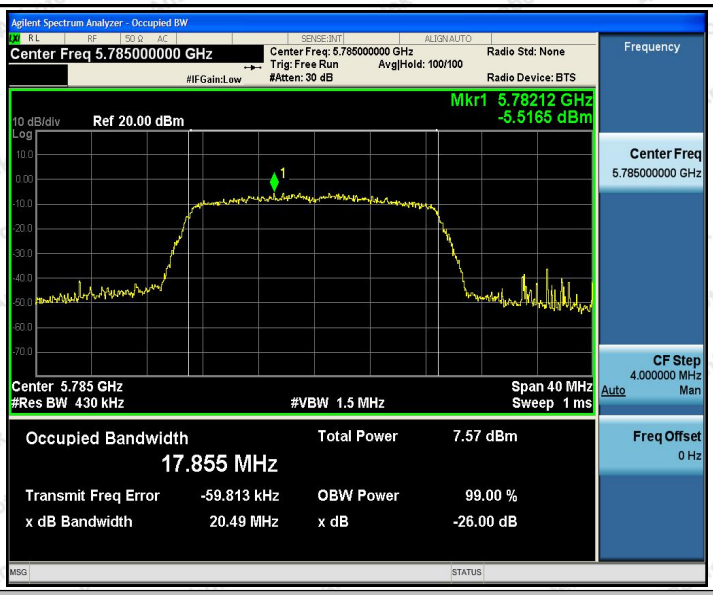

11A_Ant2_5785

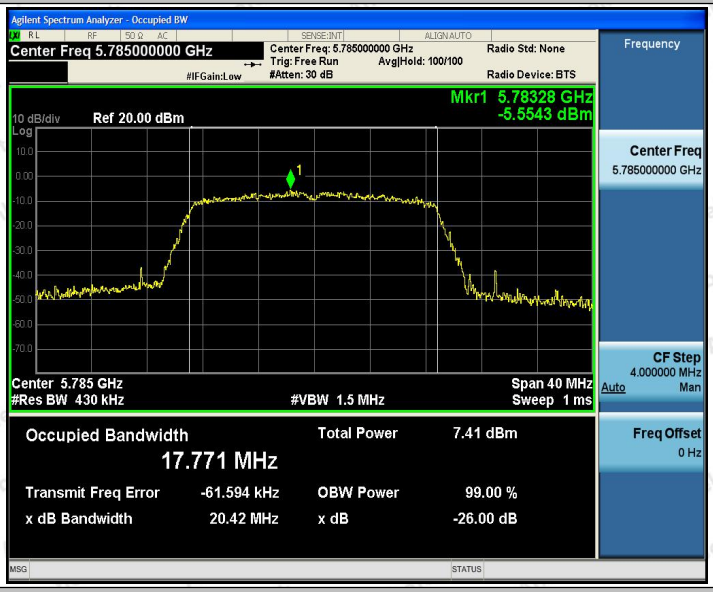

11A_Ant1_5825

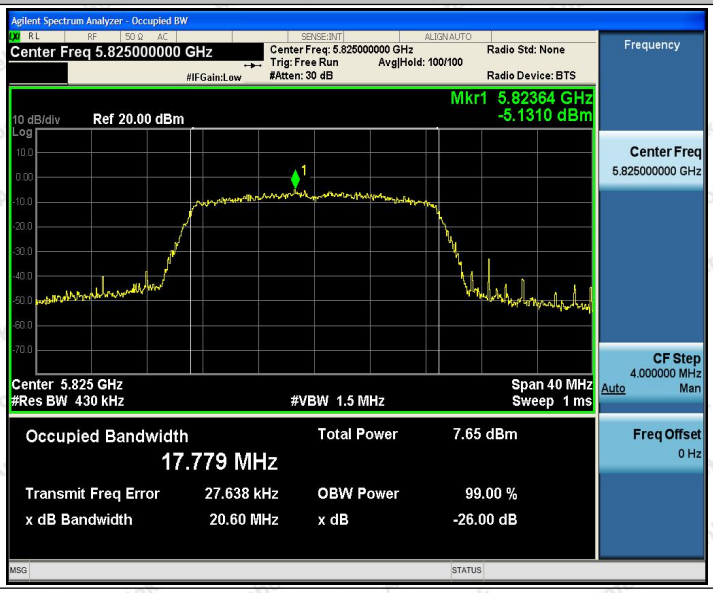

11A_Ant2_5825

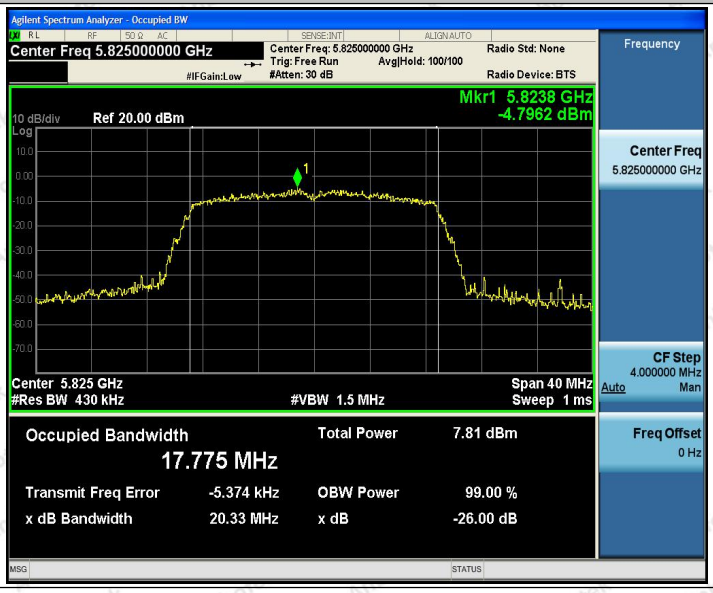

Appendix A3: Min emission bandwidth

Test Result

TestMode	Antenna	Channel	6db EBW [MHz]	FL[MHz]	FH[MHz]	Limit[MHz]	Verdict
11A	Ant1	5745	13.640	5738.920	5752.560	0.5	PASS
	Ant2	5745	13.920	5738.640	5752.560	0.5	PASS
	Ant1	5785	11.600	5778.640	5790.240	0.5	PASS
	Ant2	5785	15.160	5777.400	5792.560	0.5	PASS
	Ant1	5825	16.080	5817.440	5833.520	0.5	PASS
	Ant2	5825	15.160	5817.400	5832.560	0.5	PASS

Test Graphs

11A_Ant1_5745

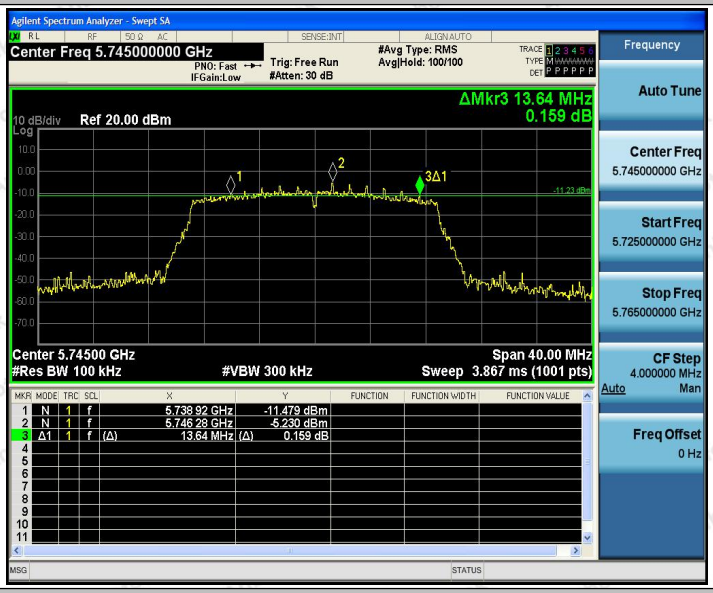

11A_Ant2_5745

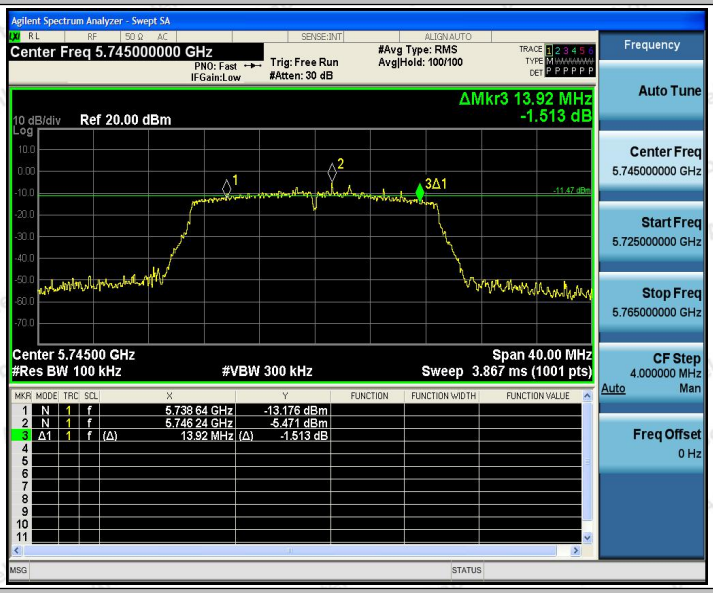

11A_Ant1_5785

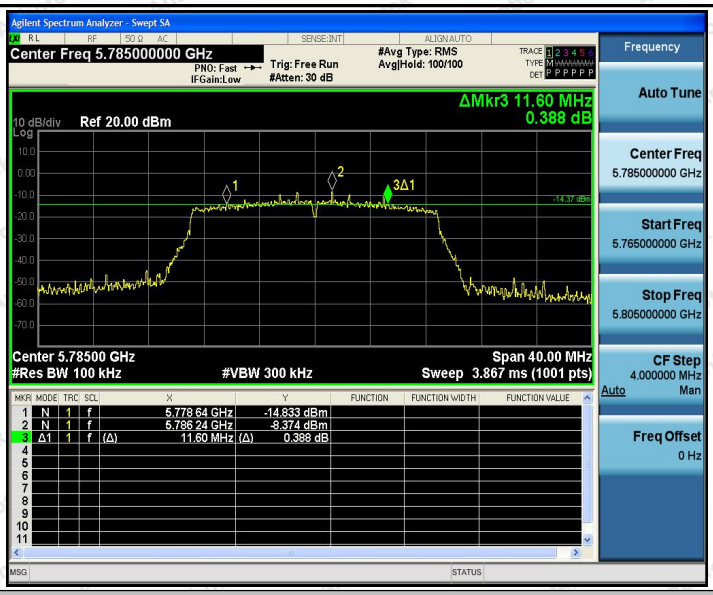

11A_Ant2_5785

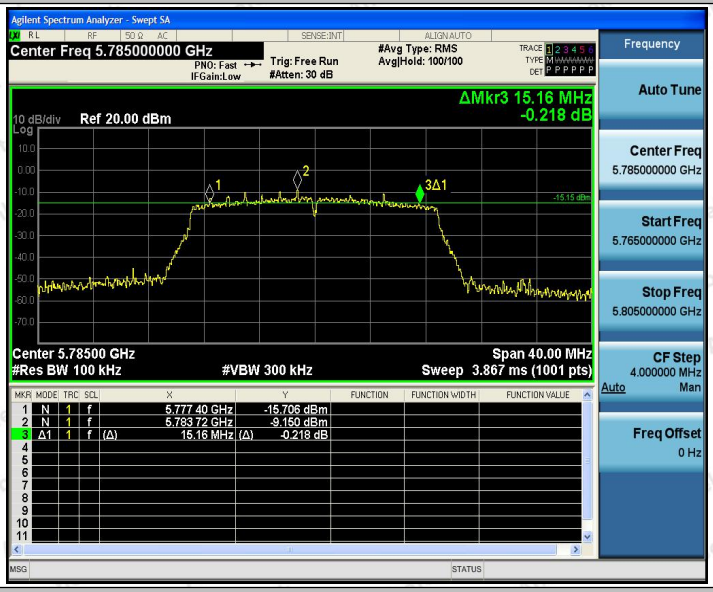

11A_Ant1_5825

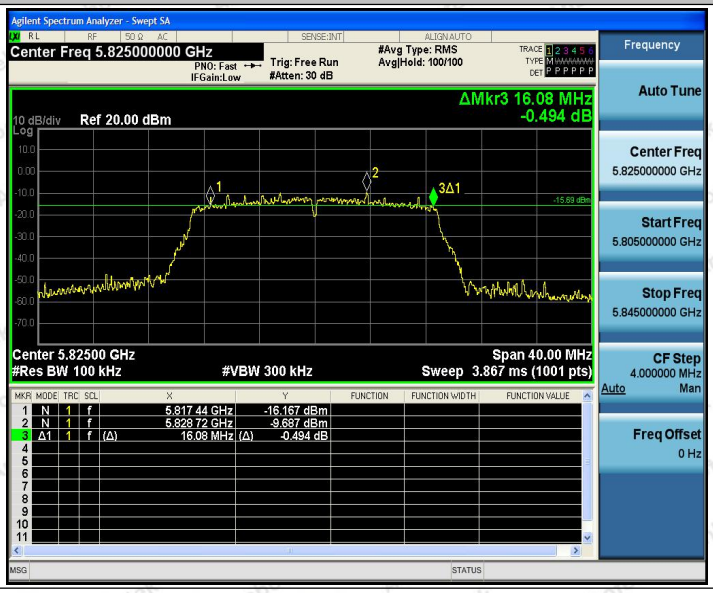

11A_Ant2_5825

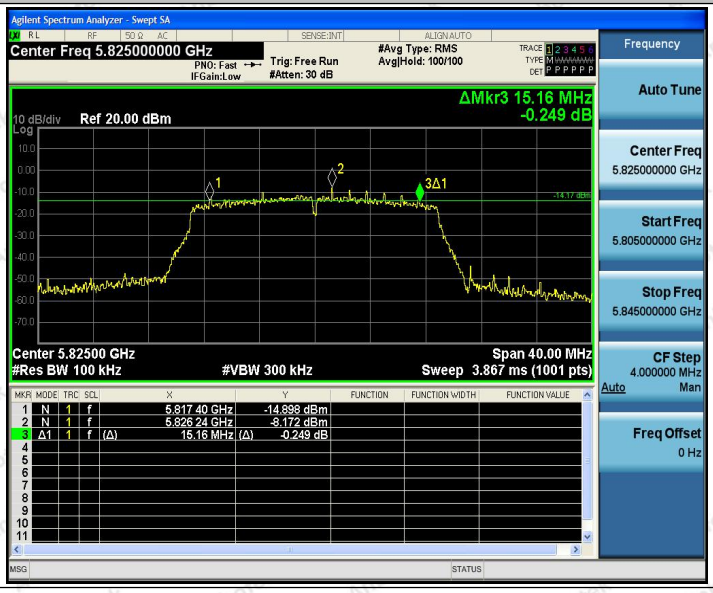

Appendix B: Maximum conducted output power

Test Result

TestMode	Antenna	Channel	Result[dBm]	Limit[dBm]	Verdict
11A	Ant2	5745	12.28	≤30	PASS
	Ant1	5785	11.91	≤30	PASS
	Ant2	5785	11.86	≤30	PASS
	Ant1	5825	12.48	≤30	PASS
	Ant2	5825	11.14	≤30	PASS

Note：The Duty Cycle Factor is compensated in the graph.

Test Graphs

11A_Ant1_5745

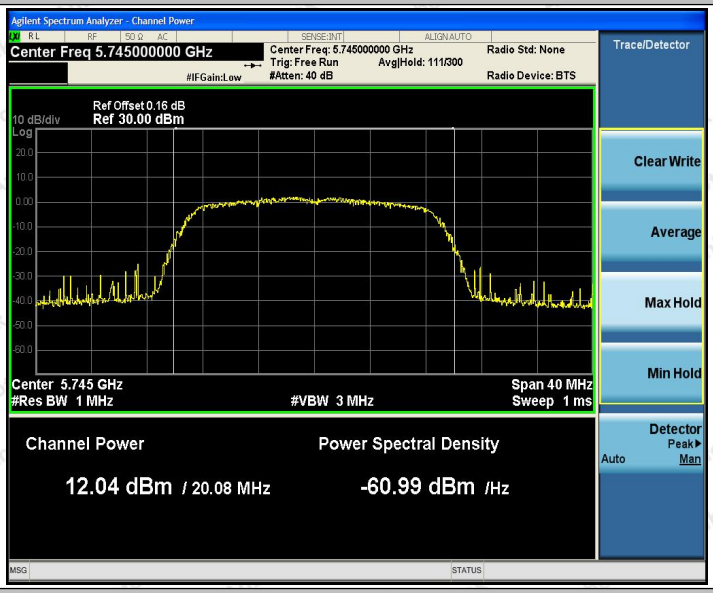

11A_Ant2_5745

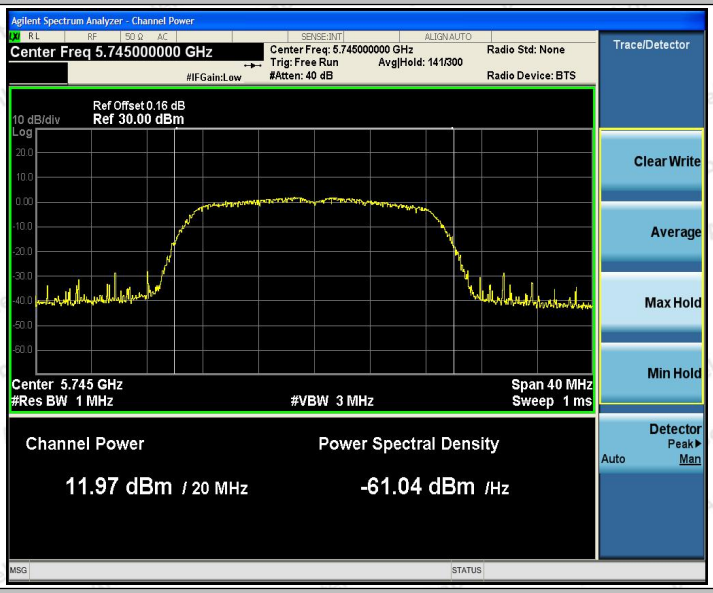

11A_Ant1_5785

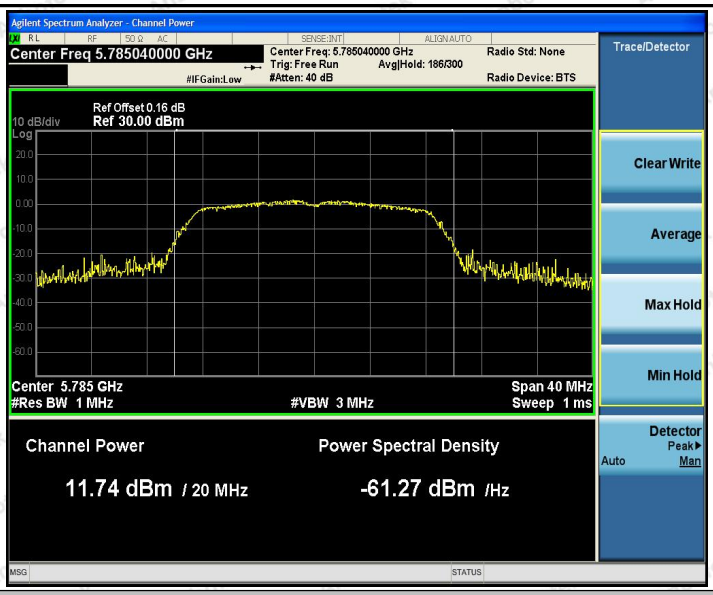

11A_Ant2_5785

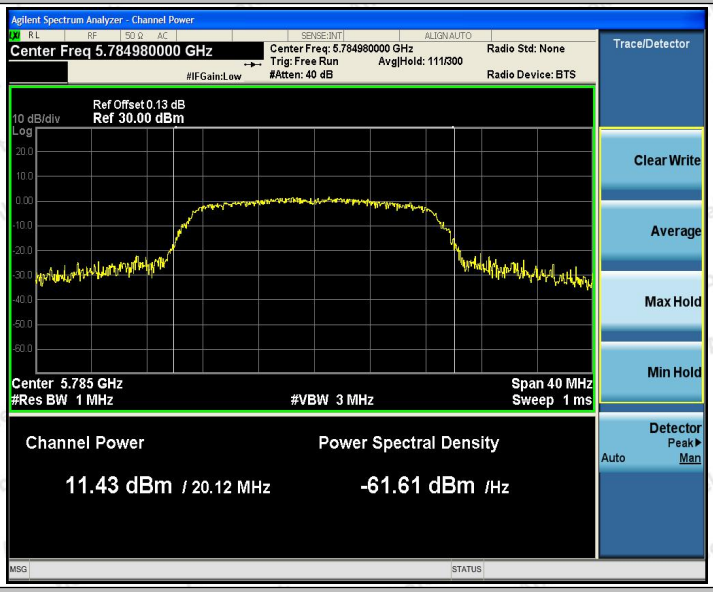

11A_Ant1_5825

11A_Ant2_5825

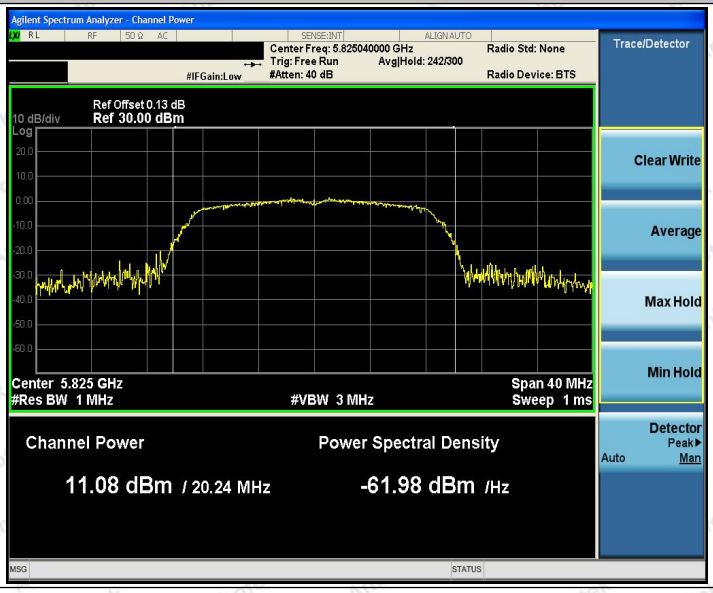

Appendix C: Maximum power spectral density

Test Result

TestMode	Antenna	Channel	Result [dBm/500KHz]	Limit[dBm/MHz]	Verdict
11A	Ant1	5745	-1.85	≤30	PASS
	Ant2	5745	-2.52	≤30	PASS
	Ant1	5785	-5.08	≤30	PASS
	Ant2	5785	-5.43	≤30	PASS
	Ant1	5825	-5.55	≤30	PASS
	Ant2	5825	-5.56	≤30	PASS

Note：1.The Result and Limit Unit is dBm/500 kHz in the band 5.725–5.85 GHz.
2.The Duty Cycle Factor and RBW Factor is compensated in the graph.

Test Graphs

11A_Ant1_5745

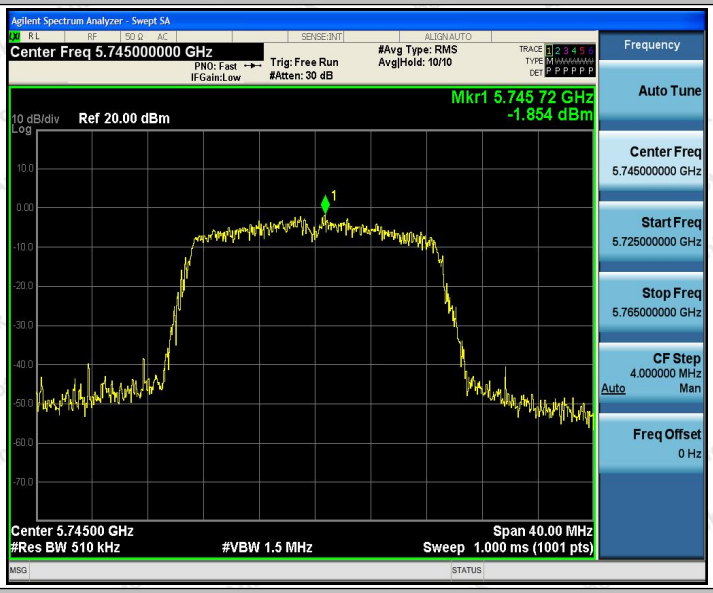

11A_Ant2_5745

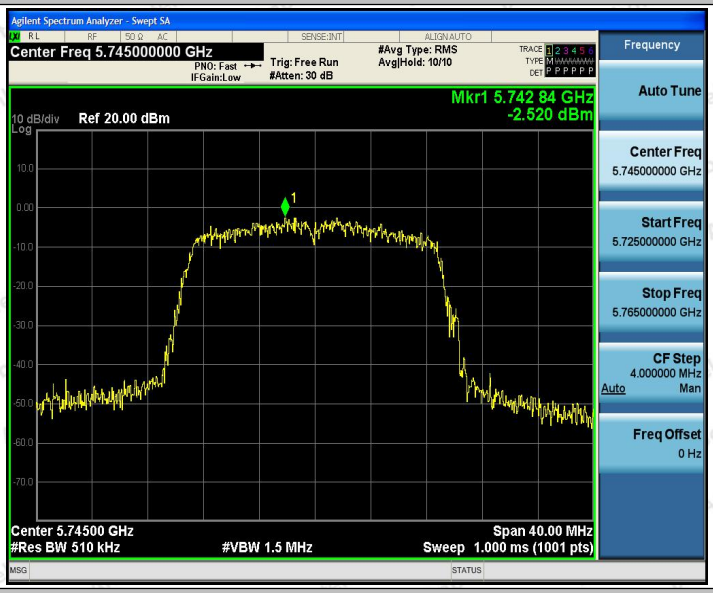

11A_Ant1_5785

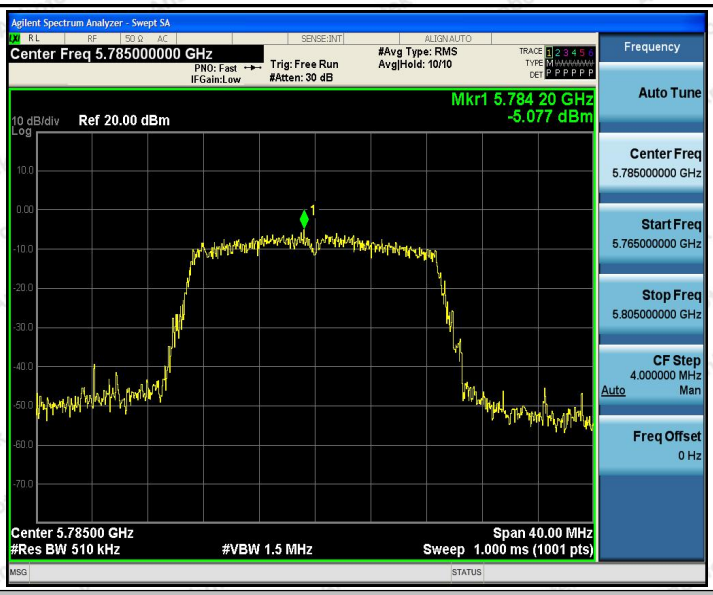

11A_Ant2_5785

11A_Ant1_5825

11A_Ant2_5825

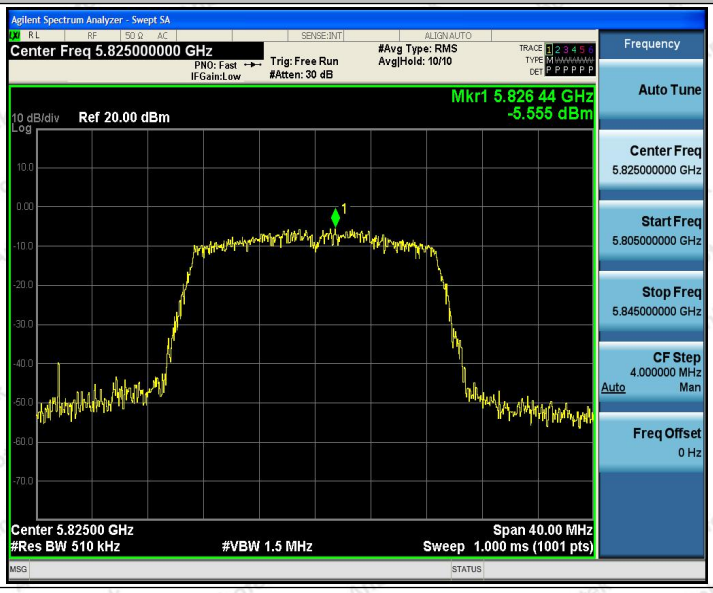

Appendix D: Band edge measurements

Test Result

TestMode	Antenna	ChName	Channel	FreqRange [MHz]	Result [dBm]	Limit [dBm]	Verdict
11A	Ant1	Low	5745	5650~5700	-43.31	≤-16.97	PASS
				5700~5720	-42.57	≤14.77	PASS
				5720~5725	-36.71	≤26.13	PASS
				5755~5650	-43.39	≤-27	PASS
	Ant2	Low	5745	5650~5700	-42.63	≤-19.96	PASS
				5700~5720	-40.54	≤14.59	PASS
				5720~5725	-36.04	≤24.37	PASS
				5755~5650	-42.95	≤-27	PASS
	Ant1	High	5825	5850~5855	-39.98	≤16.51	PASS
				5855~5875	-44.13	≤13.50	PASS
				5875~5925	-43.07	≤-3.14	PASS
				5925~5950	-43.36	≤-27	PASS
	Ant2	High	5825	5850~5855	-41.05	≤20.27	PASS
				5855~5875	-43.71	≤11.65	PASS
				5875~5925	-43.54	≤-17.01	PASS
				5925~5950	-43.9	≤-27	PASS

Test Graphs

11A_Ant1_Low_5745

11A_Ant2_Low_5745

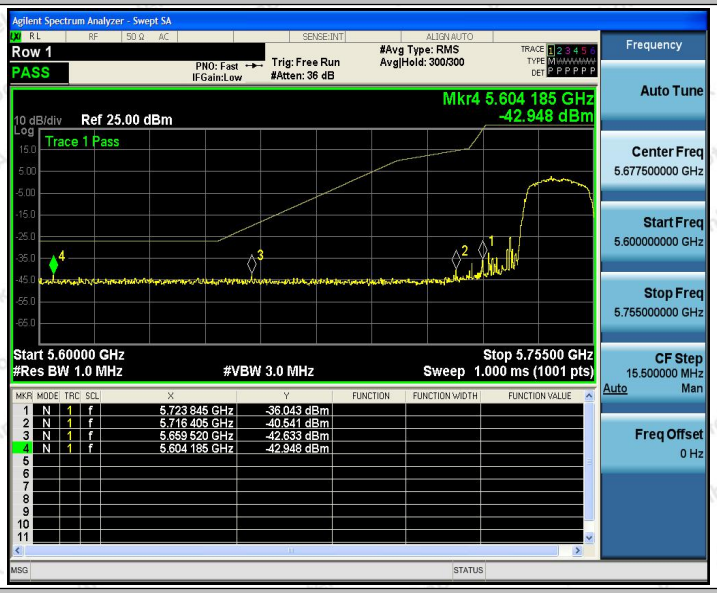

11A_Ant1_High_5825

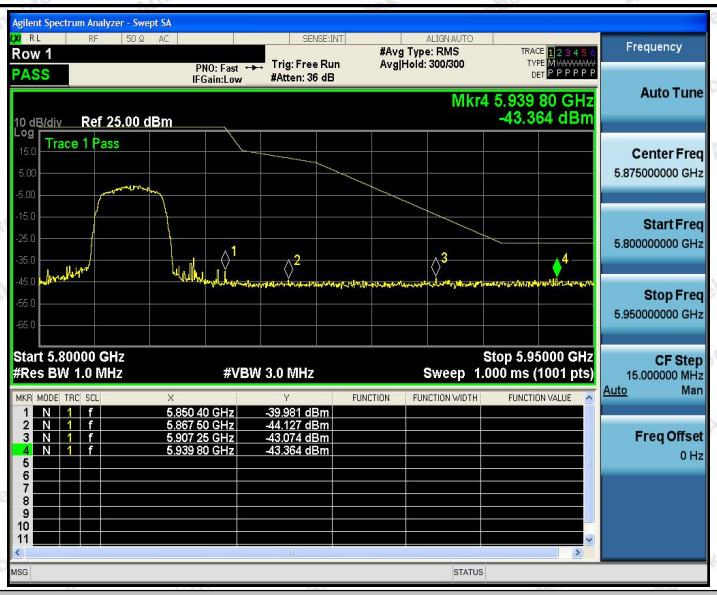

11A_Ant2_High_5825

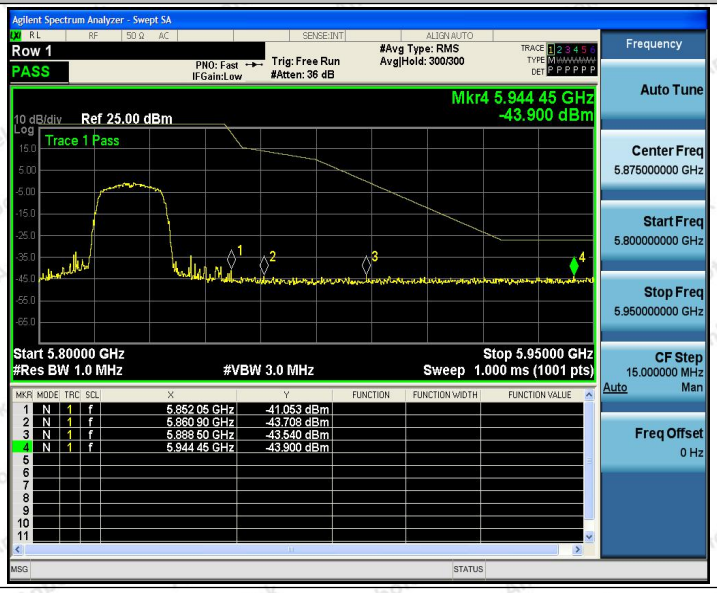

Appendix E: Duty Cycle

Test Result

TestMode	Antenna	Channel	Transmission Duration [ms]	Transmission Period [ms]	Duty Cycle [%]	Limit	Verdict
11A	Ant1	5745	1.31	1.36	96.32	---	PASS
	Ant2	5745	1.31	1.36	96.32	---	PASS
	Ant1	5785	1.31	1.36	96.32	---	PASS
	Ant2	5785	1.32	1.36	97.06	---	PASS
	Ant1	5825	1.32	1.36	97.06	---	PASS
	Ant2	5825	1.31	1.35	97.04	---	PASS

---End---