Appendix Test Data

Project No.:	18220WC10163401	Test Date:	2021.7.29
Test Engineer:	Tony.He	Auditor:	Edward.Pan
Temperature:	24.3℃	Relative Humidity:	56.5 %
Pressure:	1012 hPa		

Appendix A1: Emission Bandwidth

Test Result

TestMode	Antenna	Channel	26db EBW [MHz]	FL[MHz]	FH[MHz]	Limit[MHz]	Verdict
11A	Ant1	5745	19.680	5734.960	5754.640	---	PASS
	Ant2	5745	19.640	5735.440	5755.080	---	PASS
	Ant1	5785	21.360	5774.000	5795.360	---	PASS
	Ant2	5785	20.320	5774.920	5795.240	---	PASS
	Ant1	5825	19.040	5814.960	5834.000	---	PASS
	Ant2	5825	19.000	5815.400	5834.400	---	PASS

Test Graphs

11A_Ant1_5745

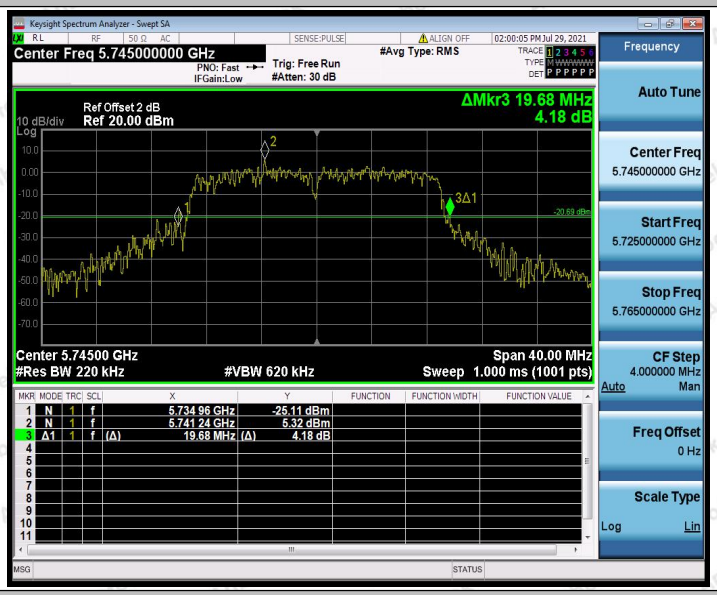

11A_Ant2_5745

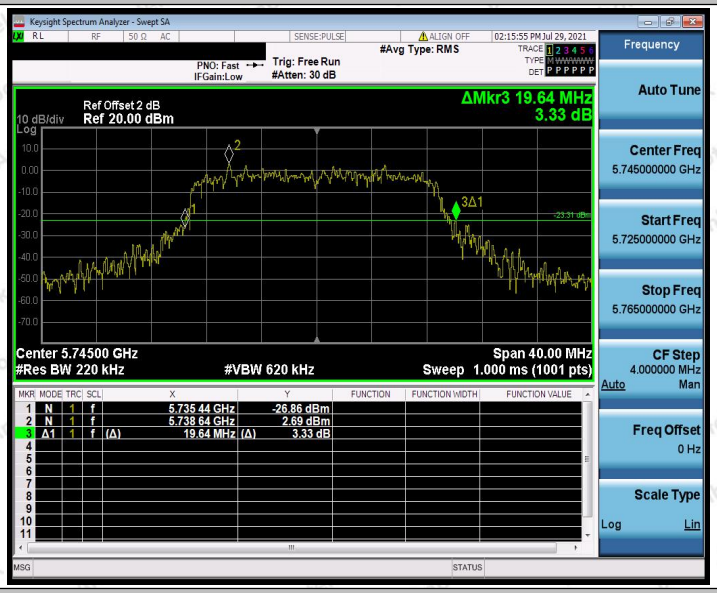

11A_Ant1_5785

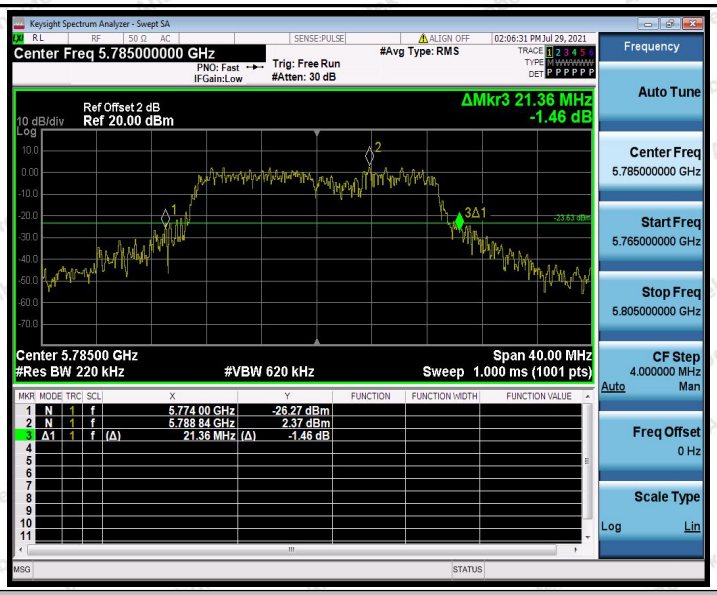

11A_Ant2_5785

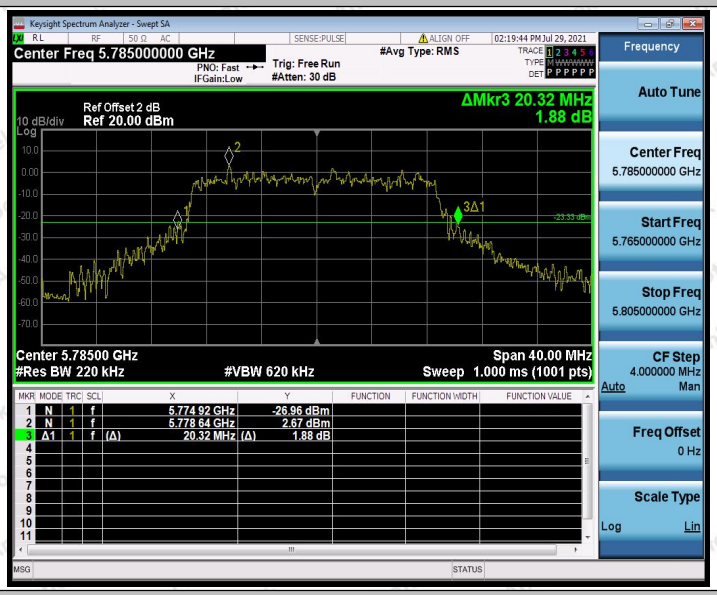

11A_Ant1_5825

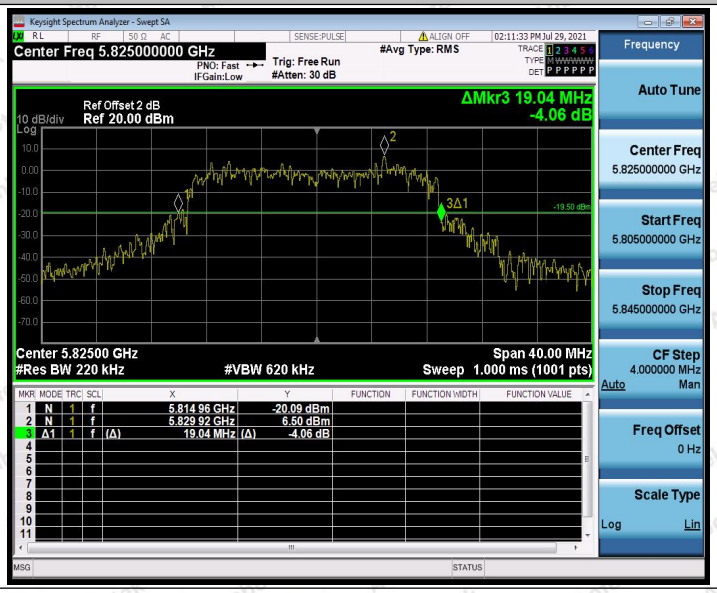

11A_Ant2_5825

Appendix A2: Occupied channel bandwidth

Test Result

TestMode	Antenna	Channel	OCB [MHz]	FL[MHz]	FH[MHz]	Limit[MHz]	Verdict
11A	Ant1	5745	17.569	5736.072	5753.641	---	PASS
	Ant2	5745	17.048	5736.053	5753.101	---	PASS
	Ant1	5785	17.711	5776.072	5793.783	---	PASS
	Ant2	5785	17.754	5775.935	5793.689	---	PASS
	Ant1	5825	17.666	5816.076	5833.742	---	PASS
	Ant2	5825	17.603	5816.114	5833.717	---	PASS

Test Graphs

11A_Ant1_5745

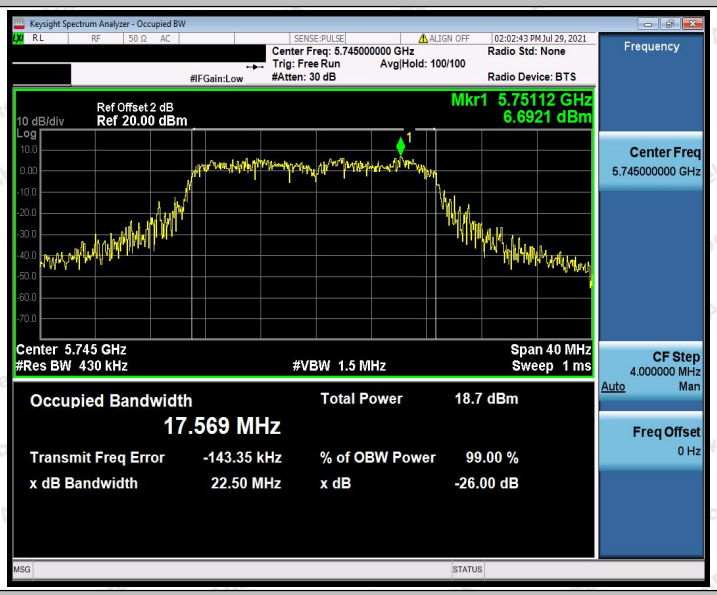

11A_Ant2_5745

11A_Ant1_5785

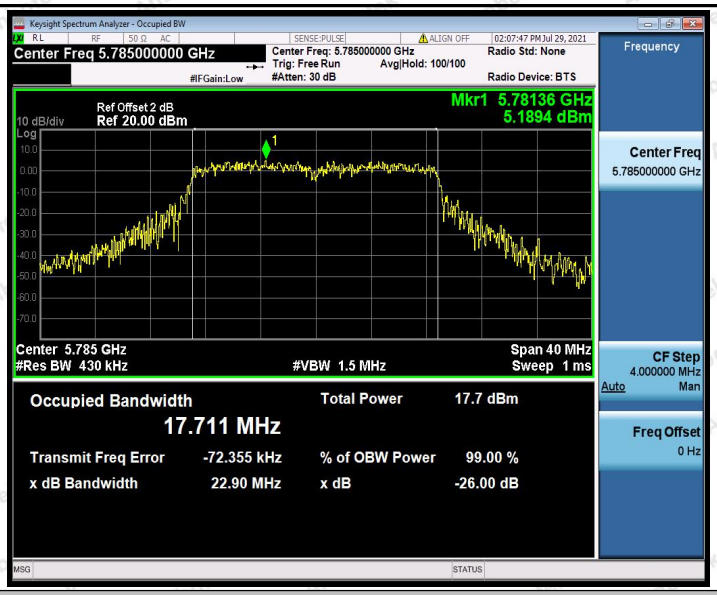

11A_Ant2_5785

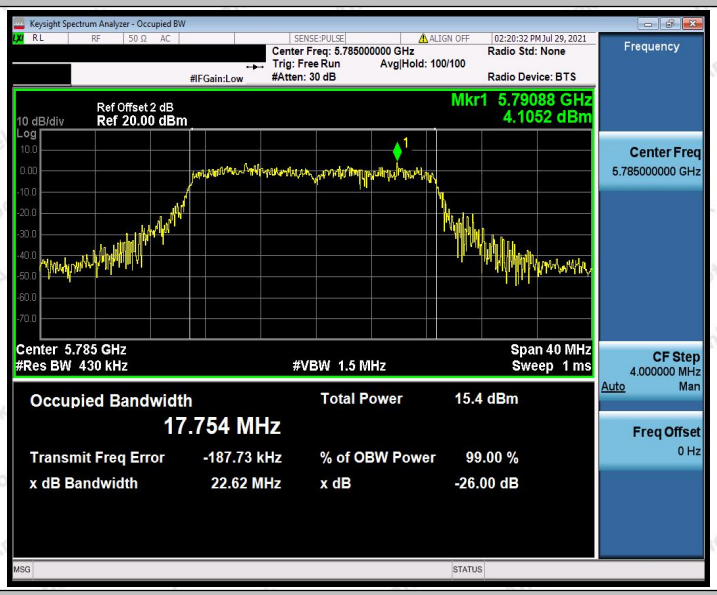

11A_Ant1_5825

11A_Ant2_5825

Appendix A3: Min emission bandwidth

Test Result

TestMode	Antenna	Channel	6db EBW [MHz]	FL[MHz]	FH[MHz]	Limit[MHz]	Verdict
11A	Ant1	5745	17.360	5736.320	5753.680	0.5	PASS
	Ant2	5745	16.120	5736.320	5752.440	0.5	PASS
	Ant1	5785	16.200	5776.600	5792.800	0.5	PASS
	Ant2	5785	15.800	5776.920	5792.720	0.5	PASS
	Ant1	5825	17.640	5816.080	5833.720	0.5	PASS
	Ant2	5825	16.160	5816.320	5832.480	0.5	PASS

Test Graphs

11A_Ant1_5745

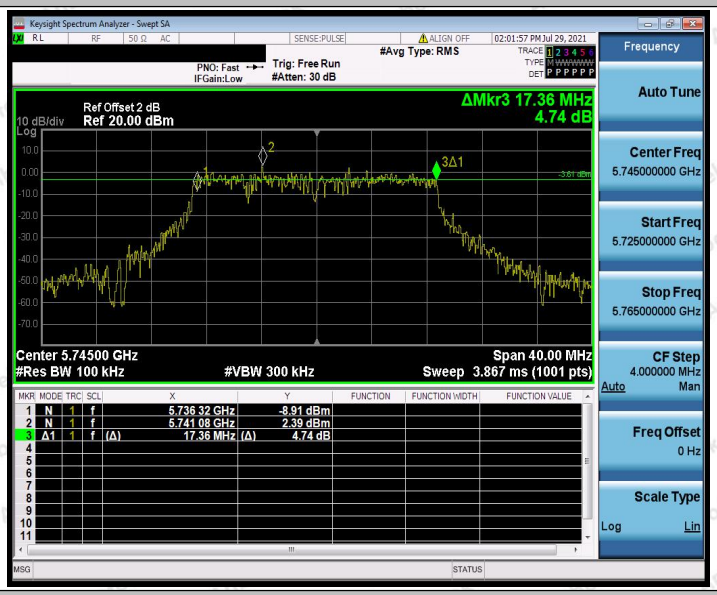

11A_Ant2_5745

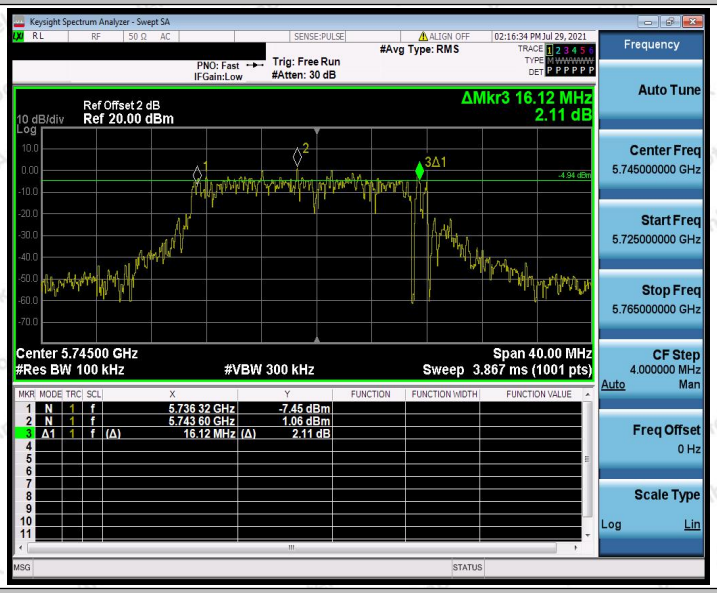

11A_Ant1_5785

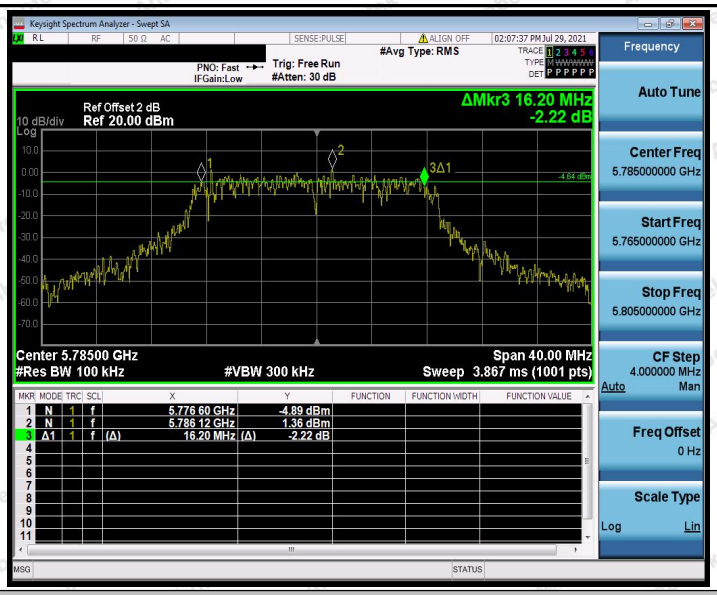

11A_Ant2_5785

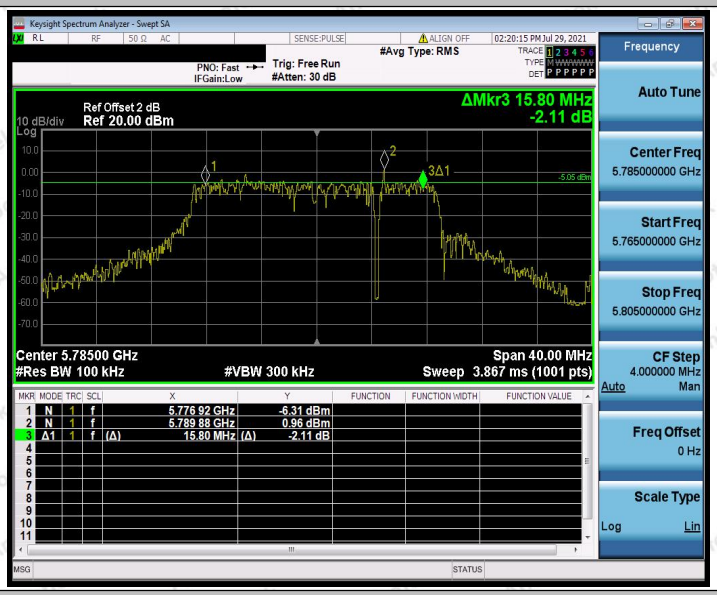

11A_Ant1_5825

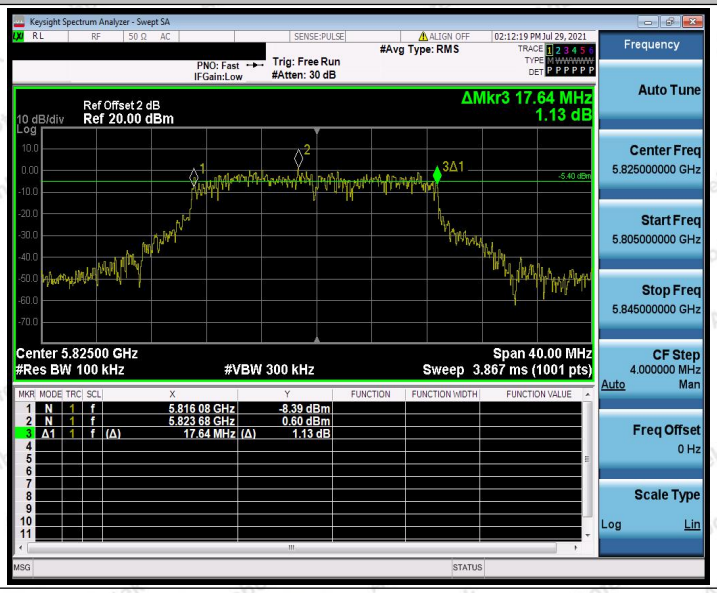

11A_Ant2_5825

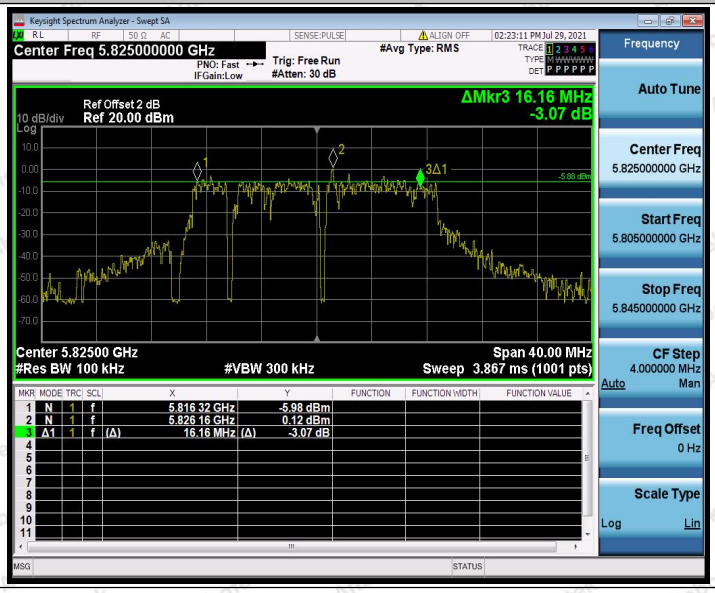

Appendix B: Maximum conducted output power

Test Result

TestMode	Antenna	Channel	Result[dBm]	Limit[dBm]	Verdict
11A	Ant1	5745	16.42	<=30	PASS
	Ant2	5745	17.64	<=30	PASS
	Ant1	5785	16.04	<=30	PASS
	Ant2	5785	17.50	<=30	PASS
	Ant1	5825	17.82	<=30	PASS
	Ant2	5825	18.33	<=30	PASS

Note：The Duty Cycle Factor is compensated in the graph.

Appendix C: Maximum power spectral density

Test Result

TestMode	Antenna	Channel	Result [dBm/MHz]	Limit[dBm/MHz]	Verdict
11A	Ant1	5745	7.51	<=30	PASS
	Ant2	5745	4.87	<=30	PASS
	Ant1	5785	6.71	<=30	PASS
	Ant2	5785	8.52	<=30	PASS
	Ant1	5825	6	<=30	PASS
	Ant2	5825	7.07	<=30	PASS

Note：1.The Result and Limit Unit is dBm/500 kHz in the band 5.725–5.85 GHz.
2.The Duty Cycle Factor and RBW Factor is compensated in the graph.

Test Graphs

11A_Ant1_5745

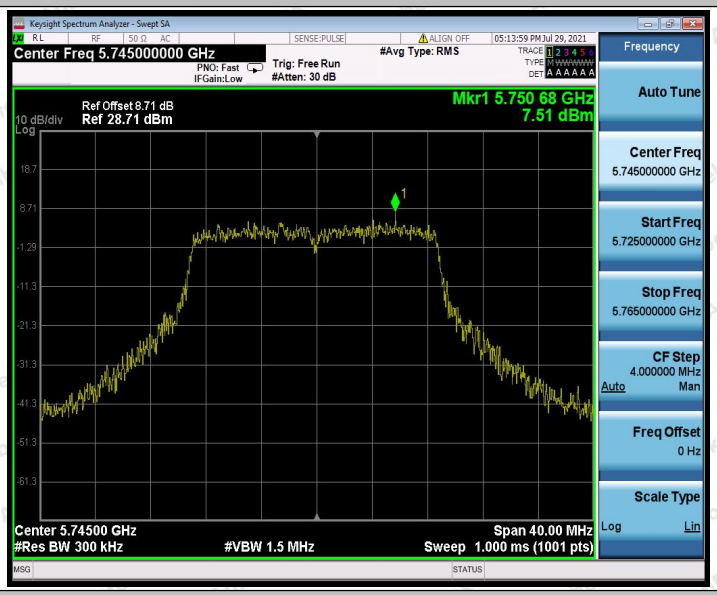

11A_Ant2_5745

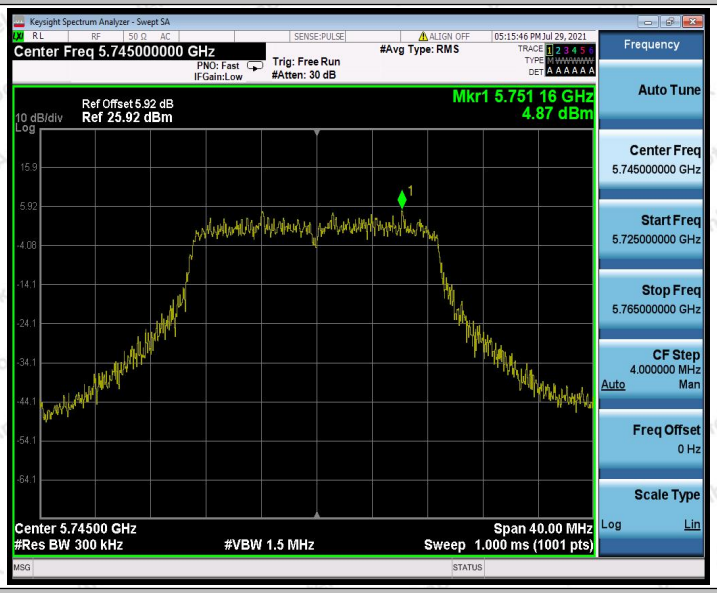

11A_Ant1_5785

11A_Ant2_5785

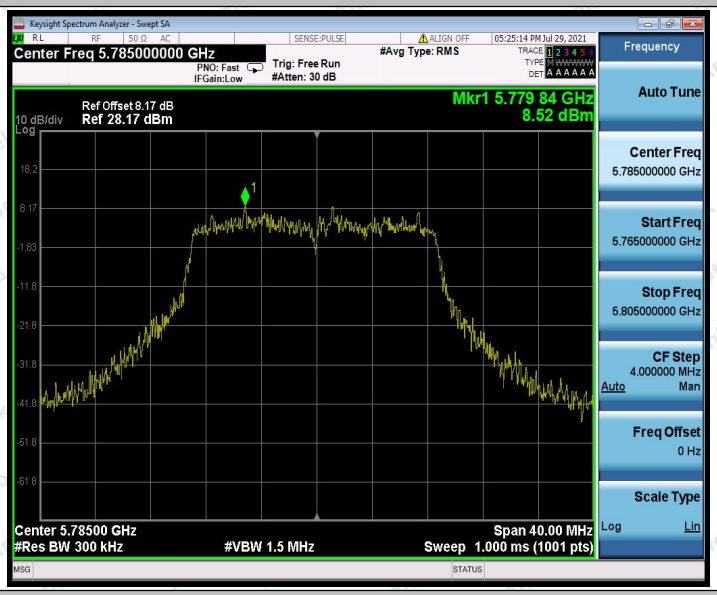

11A_Ant1_5825

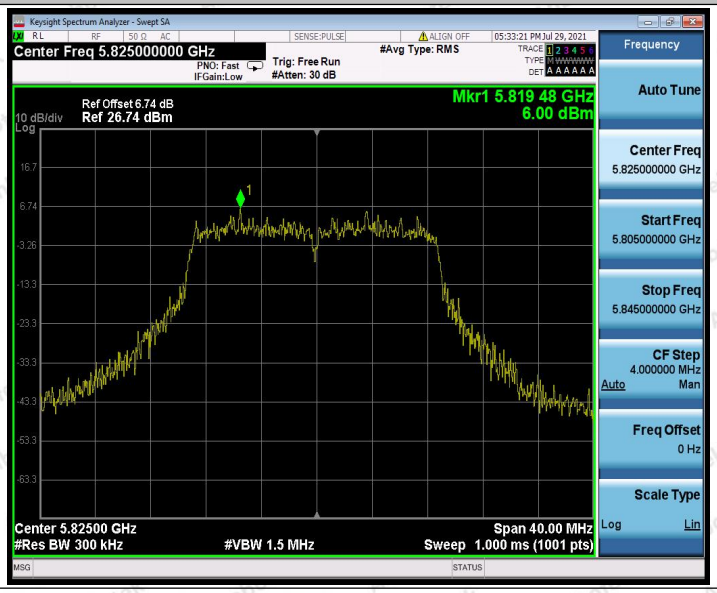

11A_Ant2_5825

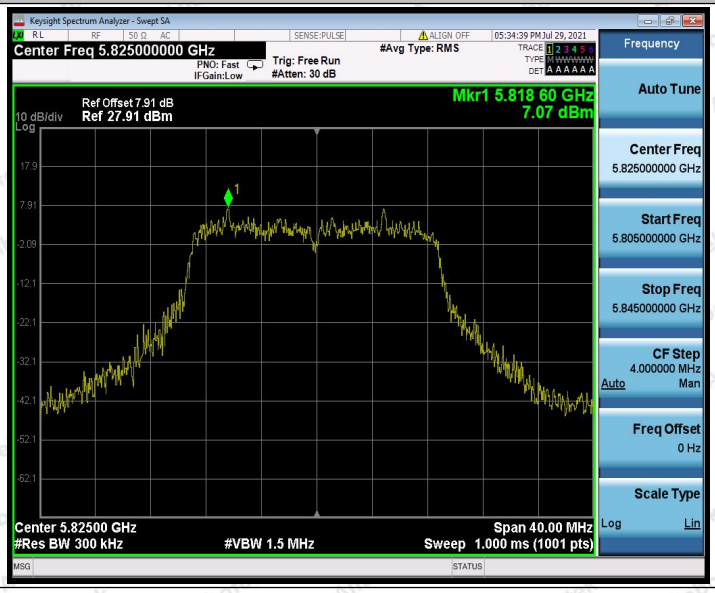

Appendix D: Band edge measurements

Test Result

TestMode	Antenna	ChName	Channel	Result[dBm]	Limit[dBm]	Verdict
TestMode	Antenna	ChName	Channel	Result	Limit	Verdict

TestMode	Antenna	ChName	Channel	FreqRange [MHz]	Result [dBm]	Limit [dBm]	Verdict
11A	Ant1	Low	5745	5650~5700	-39.85	<=-17.32	PASS
				5700~5720	-40.14	<=12.68	PASS
				5720~5725	-38.89	<=25.78	PASS
				5755~5650	-38.82	<=-27	PASS
	Ant2	Low	5745	5650~5700	-38.57	<=-20.41	PASS
				5700~5720	-40.3	<=15.16	PASS
				5720~5725	-38.64	<=19.07	PASS
				5755~5650	-37.84	<=-27	PASS
	Ant1	High	5825	5850~5855	-40.38	<=26.77	PASS
				5855~5875	-38.52	<=12.45	PASS
				5875~5925	-38.23	<=-18.56	PASS
				5925~5950	-40.34	<=-27	PASS
	Ant2	High	5825	5850~5855	-39.01	<=25.06	PASS
				5855~5875	-39.4	<=12.62	PASS
				5875~5925	-39.12	<=-15.01	PASS
				5925~5950	-40.65	<=-27	PASS

Test Graphs

Band edge measurements

11A_Ant1_Low_5745

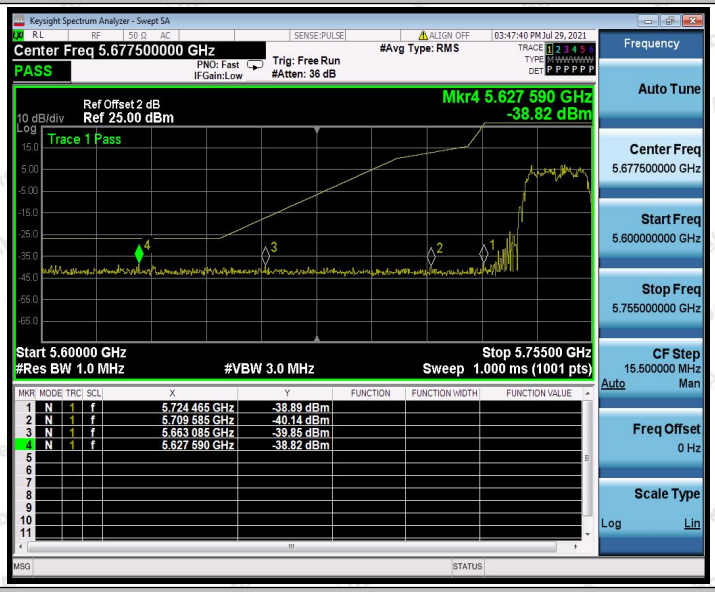

11A_Ant2_Low_5745

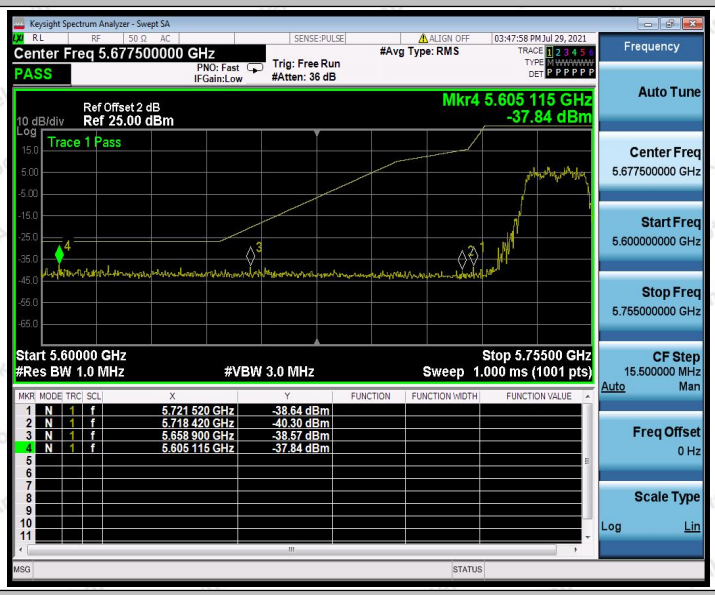

11A_Ant1_High_5825

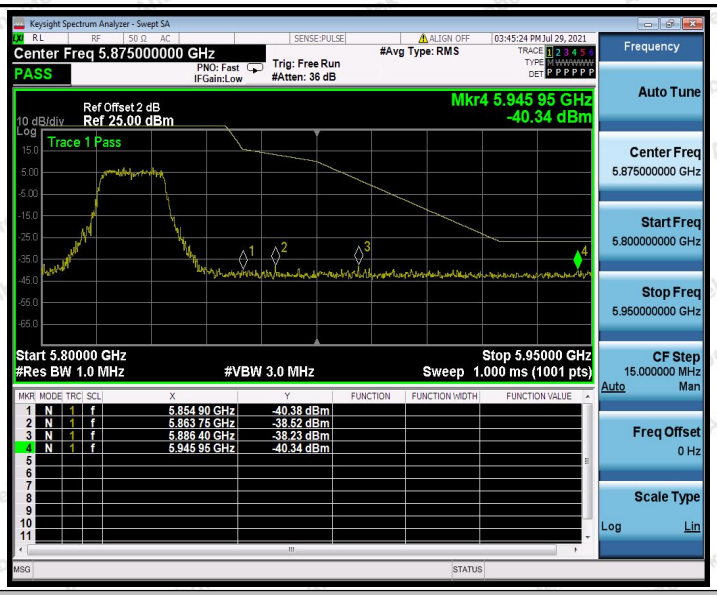

11A_Ant2_High_5825

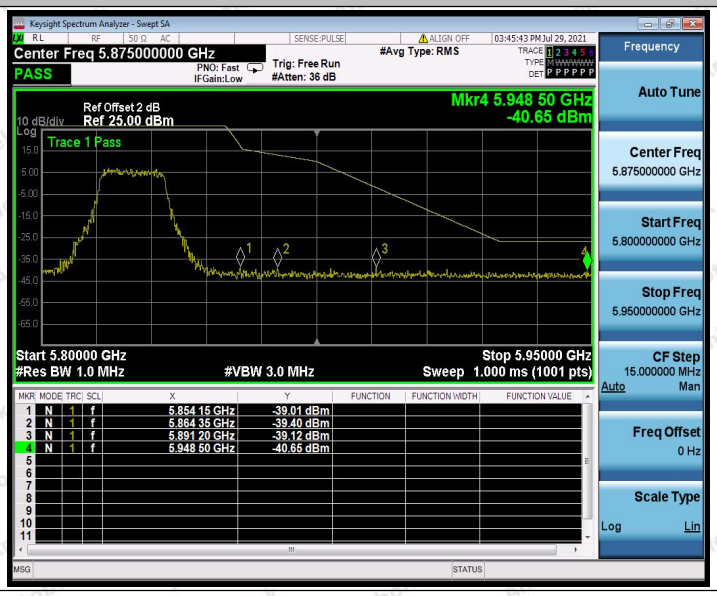

Appendix E: Frequency Stability

Test Result

Voltage								
TestMode	Antenna	Channel	Voltage [Vdc]	Temperature (℃)	Deviation (Hz)	Deviation (ppm)	Limit (ppm)	Verdict
11A	Ant1	5745	NV	NT	29000	5.047868	20	PASS
			LV	NT	26000	4.525674	20	PASS
			HV	NT	25000	4.35161	20	PASS
	Ant2	5745	NV	NT	16000	2.78503	20	PASS
			LV	NT	16000	2.78503	20	PASS
			HV	NT	16000	2.78503	20	PASS

Temperature								
TestMode	Antenna	Channel	Voltage [Vdc]	Temperature (℃)	Deviation (Hz)	Deviation (ppm)	Limit (ppm)	Verdict
11A	Ant1	5745	NV	-30	23000	4.003481	20	PASS
			NV	-20	22000	3.829417	20	PASS
			NV	-10	22000	3.829417	20	PASS
			NV	0	21000	3.655352	20	PASS
			NV	10	20000	3.481288	20	PASS
			NV	20	19000	3.307224	20	PASS
			NV	30	19000	3.307224	20	PASS
			NV	40	18000	3.133159	20	PASS
			NV	50	18000	3.133159	20	PASS
	Ant2	5745	NV	-30	15000	2.610966	20	PASS
			NV	-20	15000	2.610966	20	PASS
			NV	-10	14000	2.436902	20	PASS
			NV	0	14000	2.436902	20	PASS
			NV	10	14000	2.436902	20	PASS
			NV	20	14000	2.436902	20	PASS
			NV	30	13000	2.262837	20	PASS
			NV	40	13000	2.262837	20	PASS
			NV	50	13000	2.262837	20	PASS

Appendix F: Duty Cycle

Test Result

TestMode	Antenna	Channel	Transmission Duration [ms]	Transmission Period [ms]	Duty Cycle [%]	Limit	Verdict
11A	Ant1	5745	1.79	5.03	35.59	---	PASS
	Ant2	5745	1.79	2.65	67.55	---	PASS
	Ant1	5785	1.99	3.33	59.76	---	PASS
	Ant2	5785	1.01	2.51	40.24	---	PASS
	Ant1	5825	1.99	3.56	55.90	---	PASS
	Ant2	5825	2.15	5.03	42.74	---	PASS

Test Graphs

11A_Ant1_5745

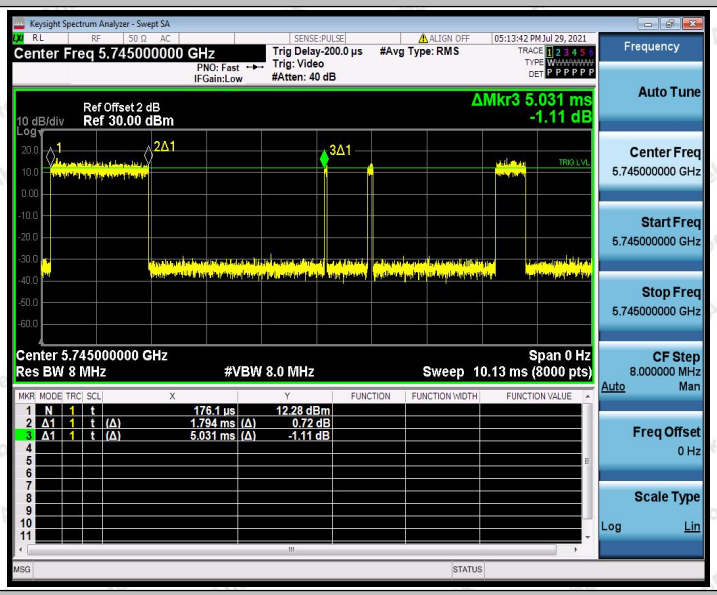

11A_Ant2_5745

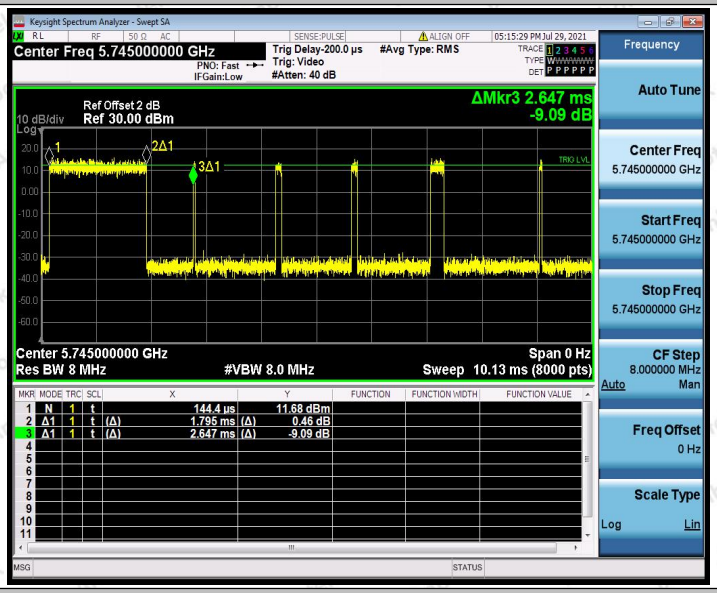

11A_Ant1_5785

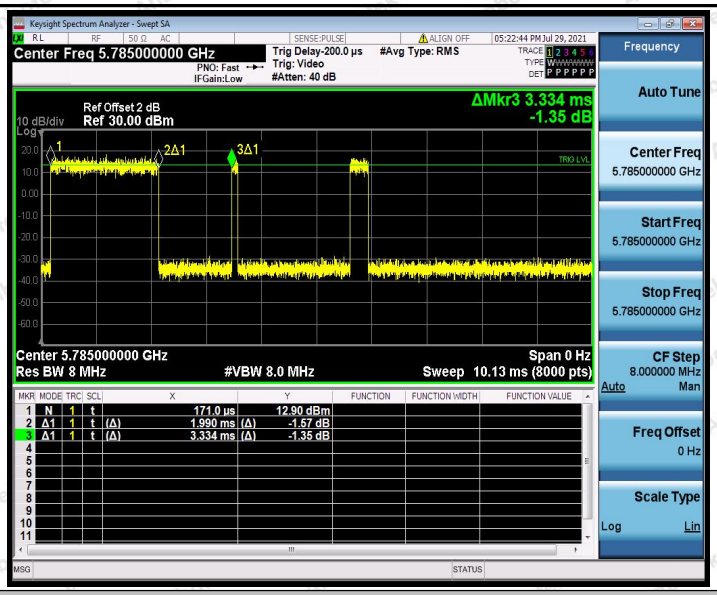

11A_Ant2_5785

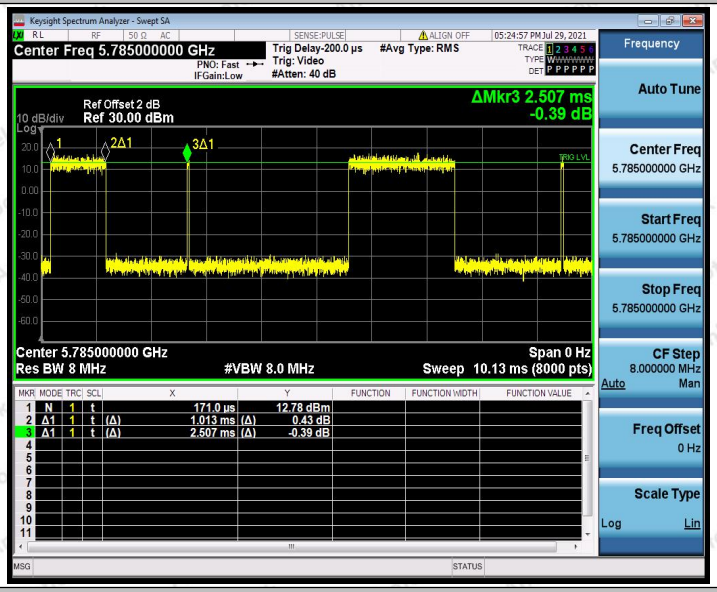

11A_Ant1_5825

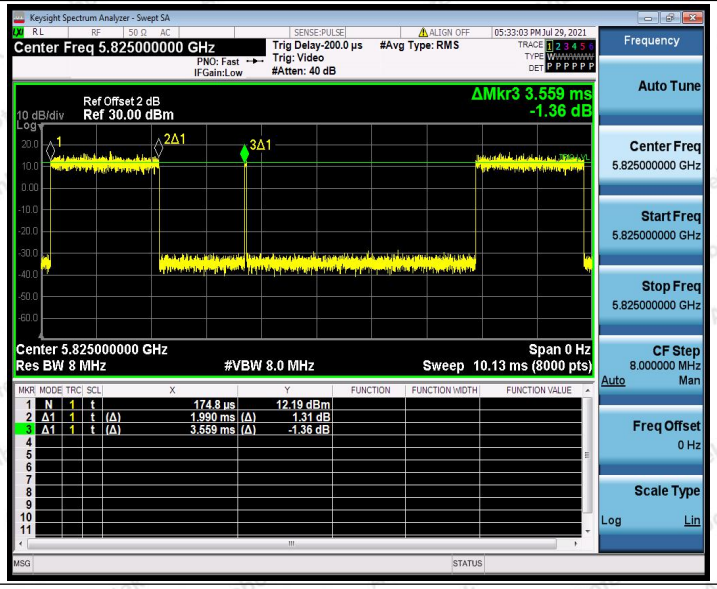

11A_Ant2_5825

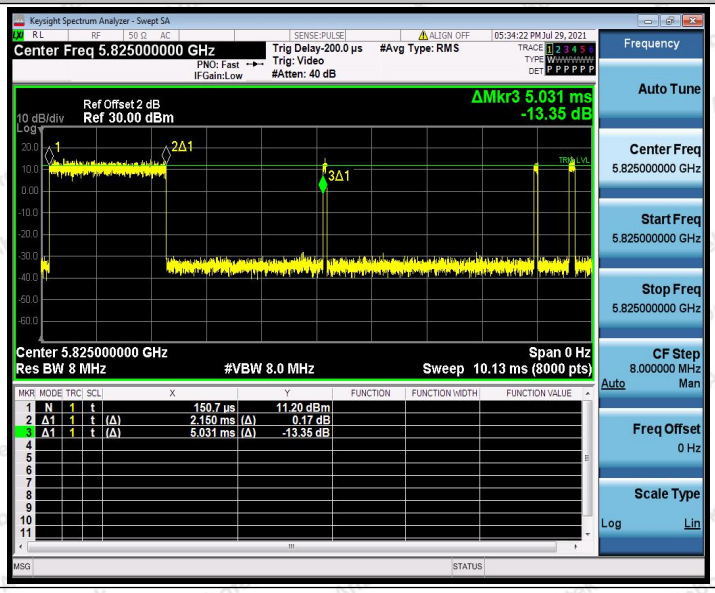

---End---