USER GUIDE

NAUTICA

NAYMAN SP140 MAXX
PORTABLE BLUETOOTH SPEAKER

Thank you for choosing
NAYMAN SP140 MAXX
Portable Bluetooth Speaker

Color Options

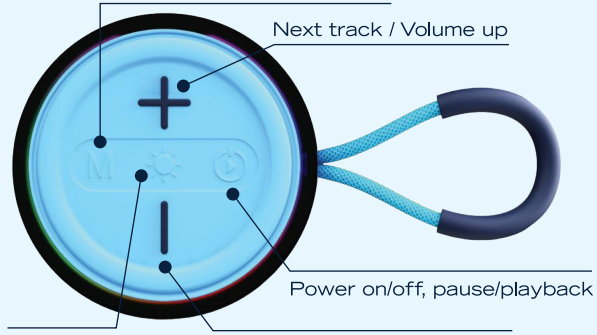



QUICK BLUETOOTH CONNECTION

2 sec.

Step 1

Press and hold the (⏻) ON/OFF button for 2 seconds. A sound will be emitted from the speaker and the lights will turn on.

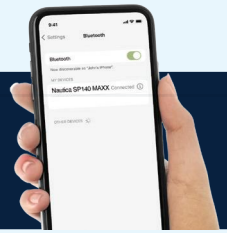

Step 2

Open the Bluetooth settings on your mobile device. Find and select "Nautica SP140 MAXX" from the list to pair. The speaker will emit a tone and connect successfully.

Step 3

Connection successful!
You can now start playing music from your device.

WHAT'S IN THE BOX



NAUTICA NAYMAN SP140 MAXX
Portable Bluetooth Speaker

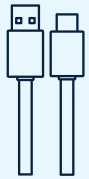

USB-C To USB-A
Charging Cable

User Manual

HOW TO USE

Charging

Connect the provided Type-C charging cable to a power source and to the Type-C input port on the speaker.
The LED indicator will glow red while charging.
Once fully charged, the red LED will turn off.

TF Card Play

Insert a TF card into the TF card slot on the back of the speaker to play audio files.

TWS

Turn on two NAYMAN Bluetooth speakers and connect one of them to your device via Bluetooth. Press and hold the "M" button for 3 seconds to enter TWS mode. Press and hold the "M" button for 3 seconds again to exit TWS mode.

SAFETY AND MAINTENANCE

Before you use the device, read the following precautions carefully to ensure optimal product performance.

Keep the speaker away from heat sources, direct sunlight, humidity, water and other liquids, dust and lint.

Do not expose the unit to extremely high or low temperature as this will shorten the life of electronic devices, destroy the battery, or distort certain plastic parts.

Do not dispose of the unit in fire as it will result in an explosion. Batteries (battery pack or batteries installed) shall not be exposed to excessive place, such as direct sunshine, fire etc.

Avoid dropping the unit onto the floor. The internal circuit might get damaged. Do not use the speaker if it has been dropped or damaged.

Please do not disassemble, repair, or modify the product. Repairs to electrical equipment should only be performed by a qualified electrician. Improper repairs may place the user at serious risk.

Do not insert objects into any of the openings.

Do not use this speaker for any other purpose than intended.

Do not use abrasive cleaning solvents to clean the unit.

Do not expose the unit to contact with sharp objects as this will cause scratches and damage.

© Technofashion, Inc.
All Rights Reserved.
Designed in the USA. Made in China.

TECHNICAL SPECIFICATIONS

Bluetooth Version	5.3
Play Time Up to	10 Hours
Speaker Power Output PMPO	15 W
Ambiance Light	YES
TWS Function	YES
Input Multimedia Units	TYPE C / TF
Input Voltage	DC 5V
Battery Type	LITHIUM
Battery Capacity	1200 mAh
Frequency Range	100 Hz - 18 kHz
Working Distance	32.8 ft
Working Voltage	3.7V
Charging Port Type	TYPE C
Hanging Support	YES
Package Content	SPEAKER, CHARGING CABLE
Product Material	ABS+FABRIC+SILICONE+PC
Battery Voltage	3.7V
Product Dimensions	3.15 x 3.15 x 6.89 in
Recommended Usage	INDOOR / OUTDOOR
Water Resistant	IPX5
Impedance	3Ω
SNR	≥80 dB
Warranty	12 MONTHS
Charging Time	2-3 HOURS

WARRANTY INFORMATION

We do our best to make sure that this product is free from defects in materials and workmanship for a period of 1 year.

The following conditions must be met for your warranty claim to be approved:

You must have purchased the product from a Nautica or Technofashion authorized dealer.

You must provide proof as to the date of purchase from the Nautica or Technofashion authorized dealer.

You must have used the product only as intended and in accordance with the product's care instructions.

Within 12 months after the purchase, in case of the product is determined to be defective (at the date of original purchase) due to improper materials or workmanship, you are entitled to free repair or exchange of goods. The product should be returned to Technofashion. The warranty does not cover defects caused by third-party modifications, repairs, or replacement parts.

Punctures, scratches, normal wear and tear and the natural breakdown of colors and materials over extended time and use are not warranted. Warranty applies to the USA only.

We will make every effort to replace limited edition or discontinued products but cannot guarantee availability for replacement.

Any limited edition or discontinued product still under its applicable warranty that cannot be replaced with an identical product will be replaced with the equivalent model based on availability.

We may make changes to products and designs in the time you purchased your product and submitted a warranty claim.

Products repaired or replaced under this warranty may or may not incorporate these changes.

NAUTICA

designed, manufactured, distributed by
TECHNOFASHION

SUPPORT

For any questions, email us at
support@technofashion.com

FCC ID: 2AZBO-N00046

This device complies with Part 15 of the FCC Rules. Operation is subject to the following two conditions:
(1) this device may not cause harmful interference, and
(2) this device must accept any interference received, including interference that may cause undesired operation
This device has been tested and found to comply with the limits for a Class B digital device, pursuant to Part 15 of the FCC Rules. These limits are designed to provide reasonable protection against harmful interference in a residential installation. This device generates, uses and can radiate radio frequency energy and, if not installed and used in accordance with the instructions, may cause harmful interference to radio communications. However, there is no guarantee that interference will not occur in a particular installation. If this device does cause harmful interference to radio or television reception, which can be determined by turning the device off and on, the user is encouraged to try to correct the interference by one or more of the following measures:
--Reorient or relocate the receiving antenna.
--Increase the separation between the device and receiver.
--Connect the device into an outlet on a circuit different from that to which the receiver is connected.
--Consult the dealer or an experienced radio/TV technician for help
Changes or modifications not expressly approved by the party responsible for compliance could void the user's authority to operate the equipment
RF warning for portable device: The device has been evaluated to meet general RF exposure requirement. The device can be used in portable exposure condition without restriction.