Appendix C

RF Test Data for 2.4G WIFI (Conducted Measurement)

Product Name: Smart TV Box

Test Model: T95MAX

Environmental Conditions

Temperature:	23.8 ° C
Relative Humidity:	52.1%
ATM Pressure:	100.0 kPa
Test Engineer:	Taylor Hu Taylor Hu
Supervised by:	Lihu Li Huan

C.1 DTS Bandwidth

Test Result

TestMode	Antenna	Freq(MHz)	DTS BW [MHz]	FL[MHz]	FH[MHz]	Limit[MHz]	Verdict
11B	Ant	2412	7.520	2408.480	2416.000	0.5	PASS
		2437	8.040	2432.960	2441.000	0.5	PASS
		2462	7.560	2457.960	2465.520	0.5	PASS
11G	Ant	2412	15.440	2404.440	2419.880	0.5	PASS
		2437	15.400	2429.440	2444.840	0.5	PASS
		2462	15.440	2454.080	2469.520	0.5	PASS
11N20SISO	Ant	2412	15.920	2404.440	2420.360	0.5	PASS
		2437	15.040	2429.480	2444.520	0.5	PASS
		2462	15.400	2454.120	2469.520	0.5	PASS
11N40SISO	Ant	2422	33.840	2405.680	2439.520	0.5	PASS
		2437	35.040	2419.480	2454.520	0.5	PASS
		2452	35.040	2434.480	2469.520	0.5	PASS

Test Graphs

11B_Ant_2412

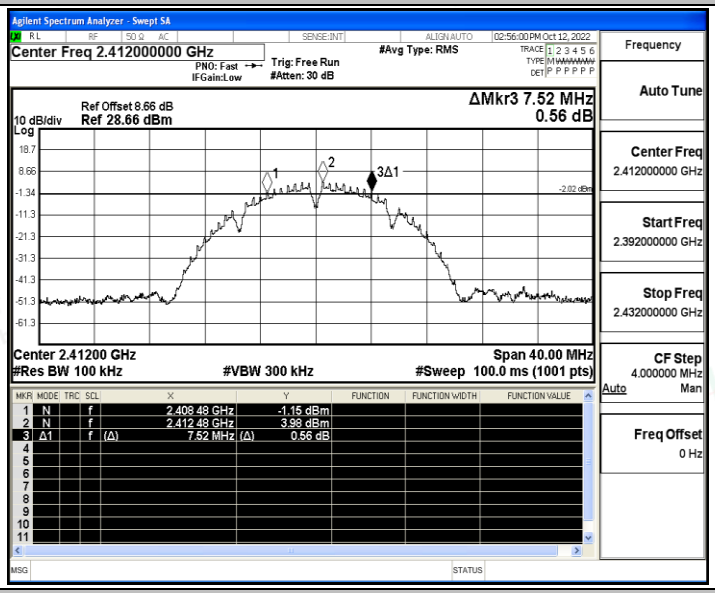

11B_Ant_2437

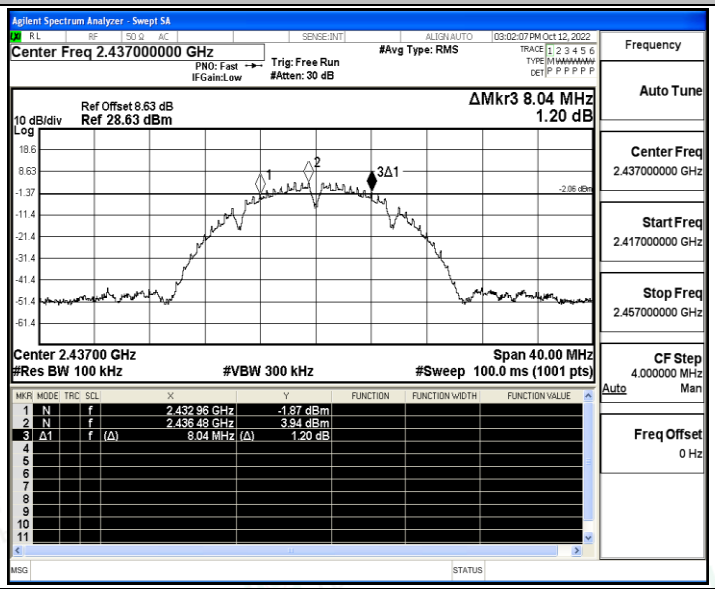

11B_Ant_2462

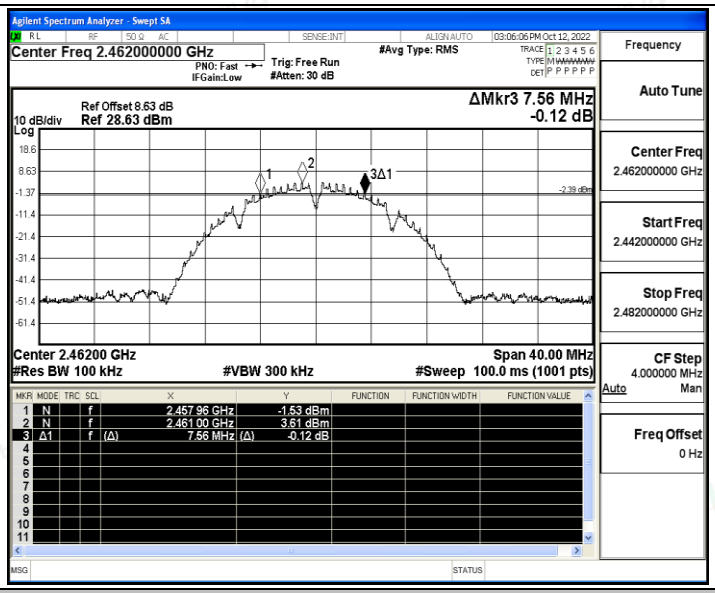

11G_Ant_2412

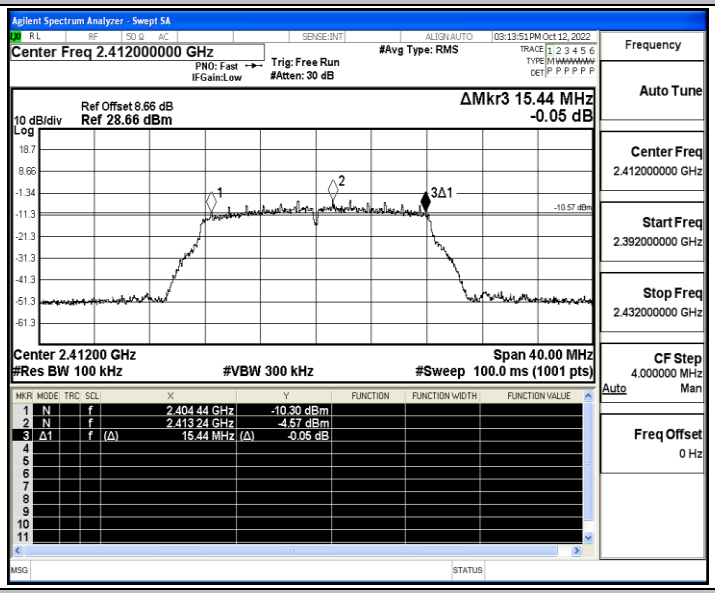

11G_Ant_2437

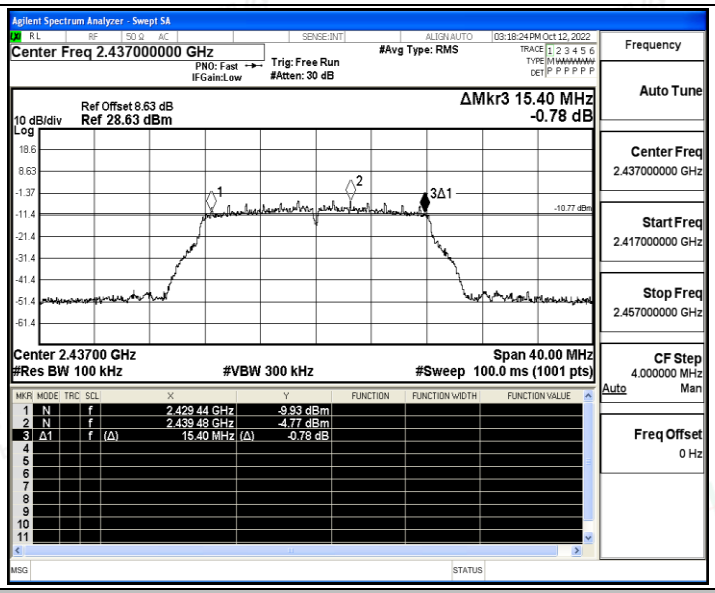

11G_Ant_2462

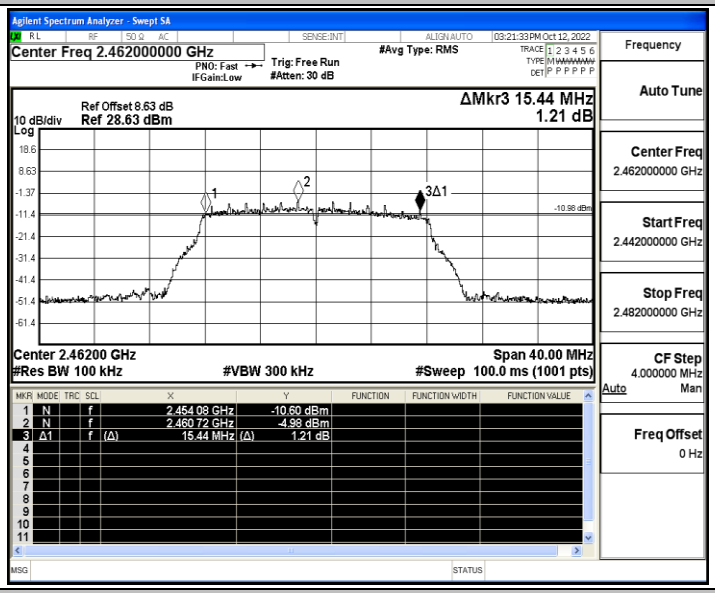

11N20SISO_Ant_2412

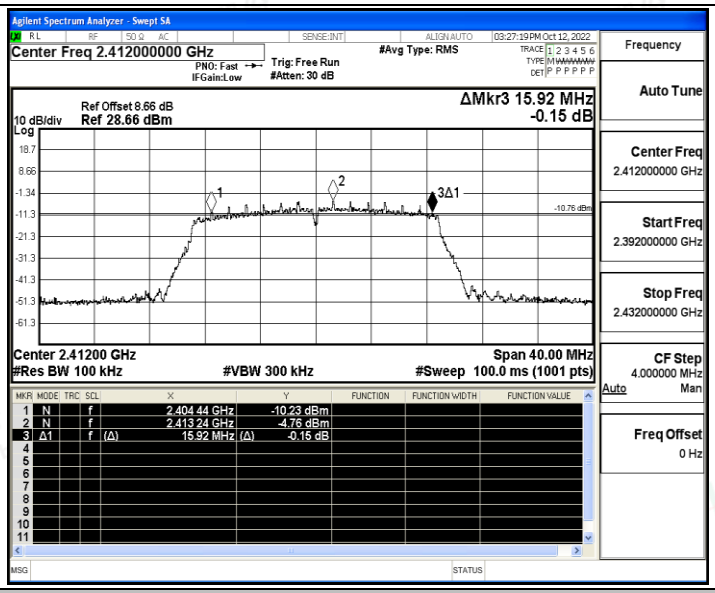

11N20SISO_Ant_2437

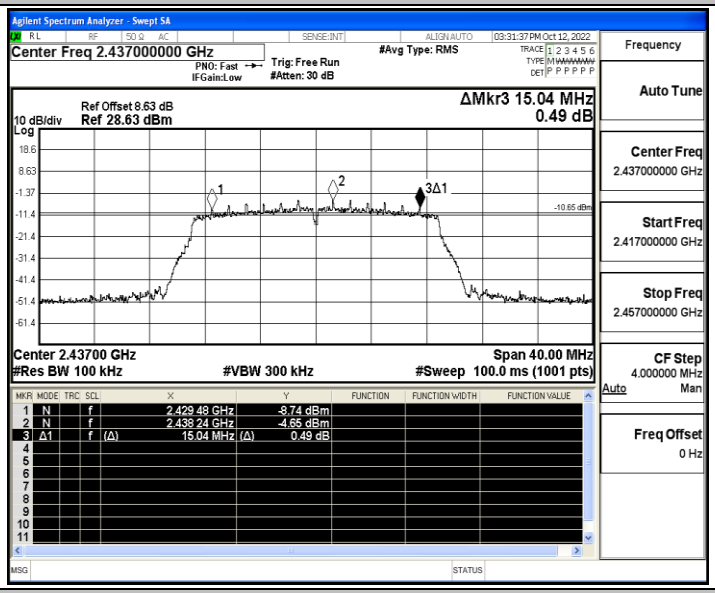

11N20SISO_Ant_2462

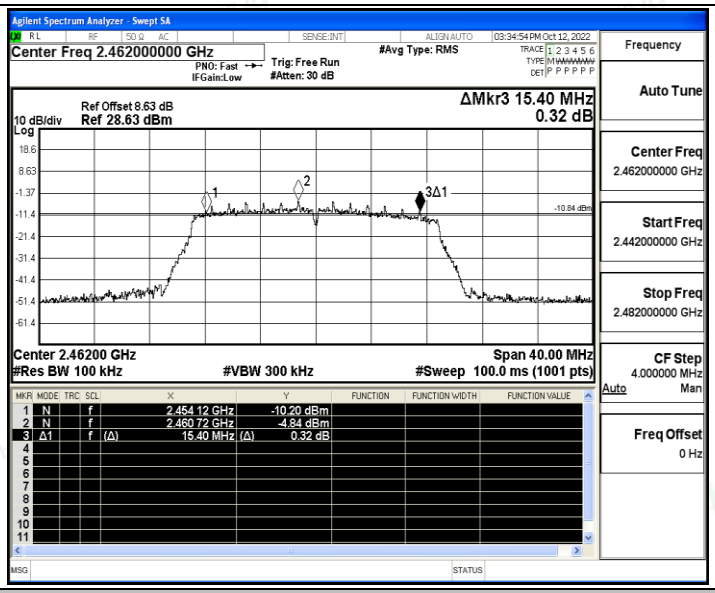

11N40SISO_Ant_2422

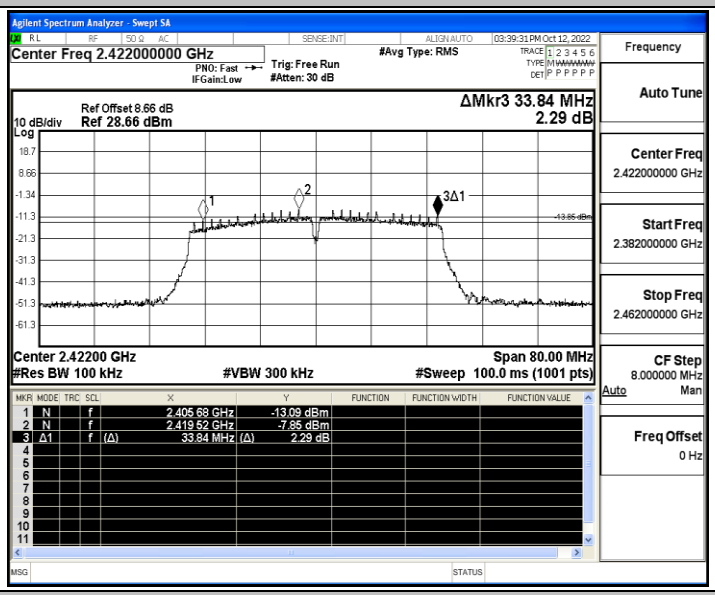

11N40SISO_Ant_2437

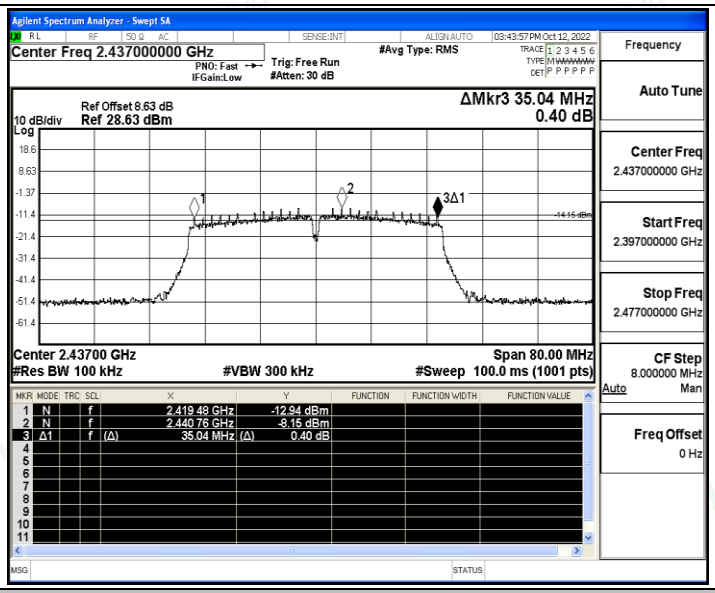

11N40SISO_Ant_2452

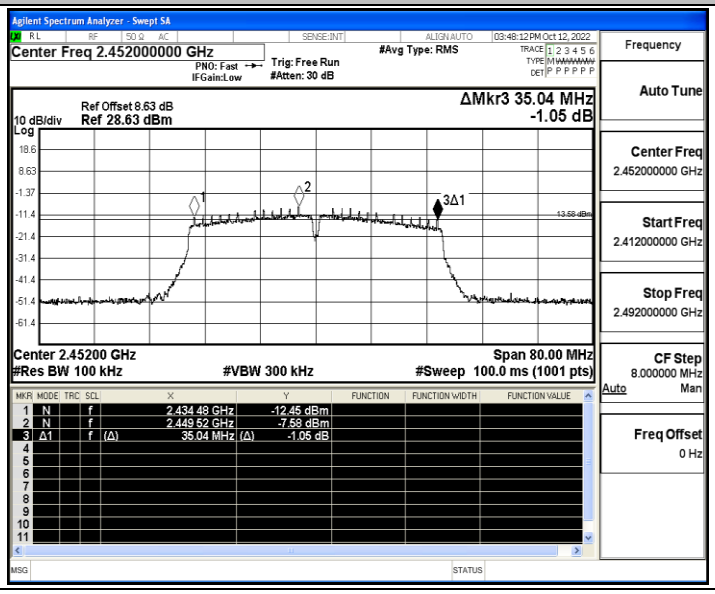

C.2 Occupied Channel Bandwidth

Test Result

TestMode	Antenna	Freq(MHz)	OCB [MHz]	FL[MHz]	FH[MHz]	Limit[MHz]	Verdict
11B	Ant	2412	12.690	2405.8035	2418.4935	---	---
		2437	12.800	2430.6359	2443.4359	---	---
		2462	12.807	2455.4431	2468.2501	---	---
11G	Ant	2412	16.669	2403.7535	2420.4225	---	---
		2437	16.701	2428.6910	2445.3920	---	---
		2462	16.714	2453.4902	2470.2042	---	---
11N20SISO	Ant	2412	17.665	2403.2398	2420.9048	---	---
		2437	17.803	2428.1316	2445.9346	---	---
		2462	17.756	2453.0312	2470.7872	---	---
11N40SISO	Ant	2422	35.909	2404.1714	2440.0804	---	---
		2437	36.076	2418.9883	2455.0643	---	---
		2452	35.816	2433.9909	2469.8069	---	---

Test Graphs

11B_Ant_2412

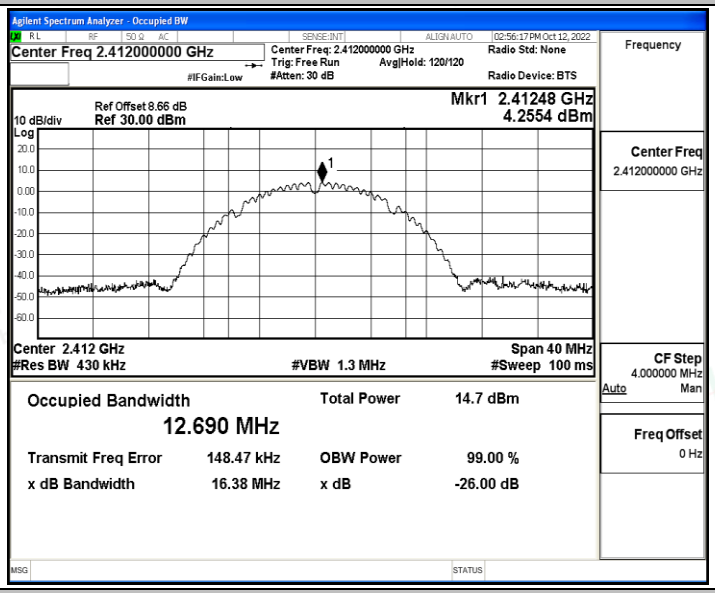

11B_Ant_2437

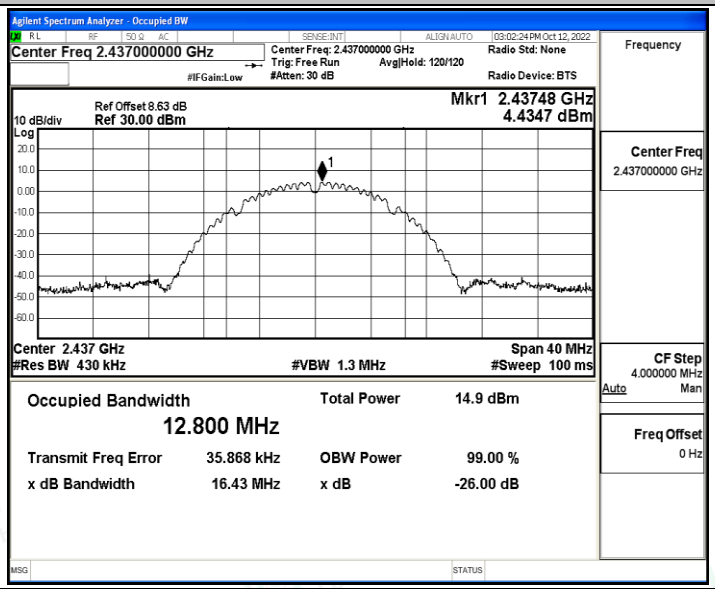

11B_Ant_2462

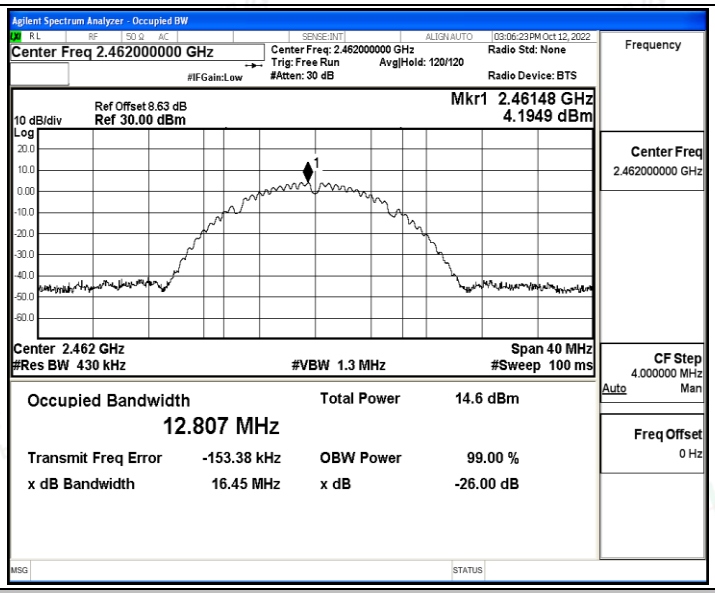

11G_Ant_2412

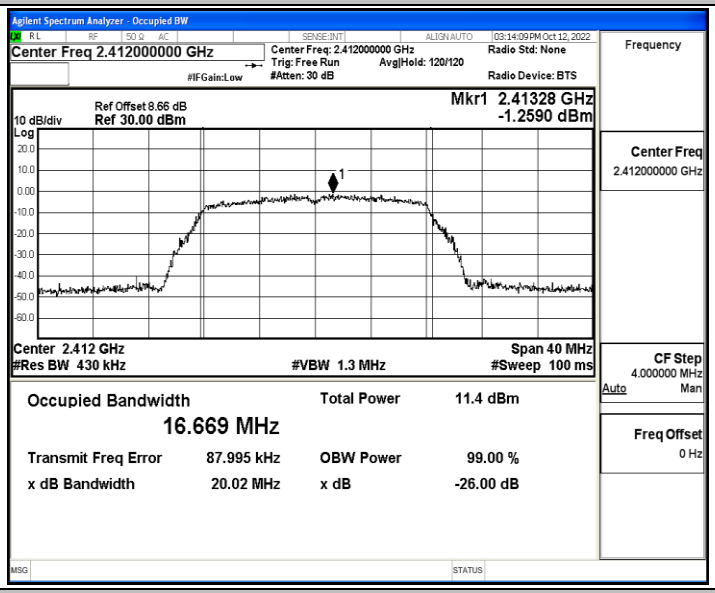

11G_Ant_2437

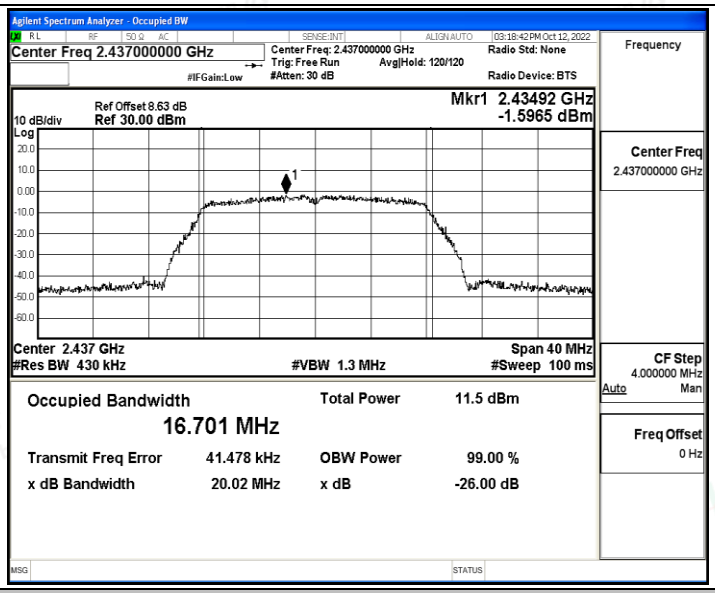

11G_Ant_2462

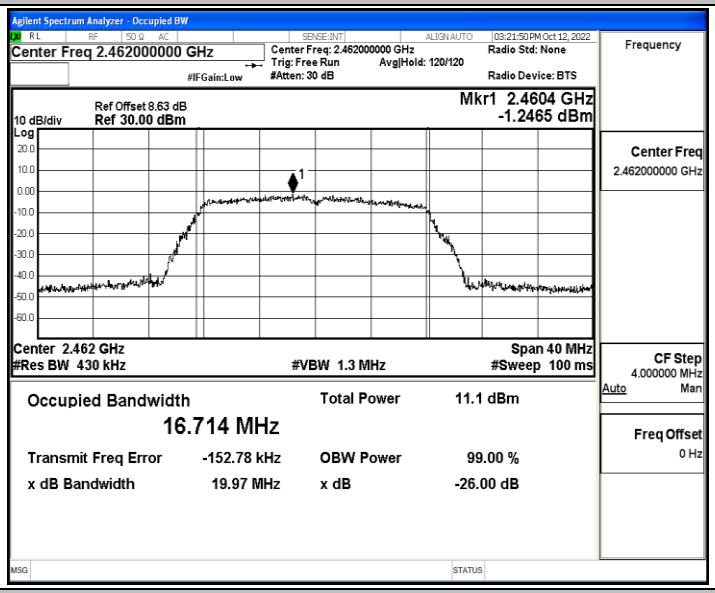

11N20SISO_Ant_2412

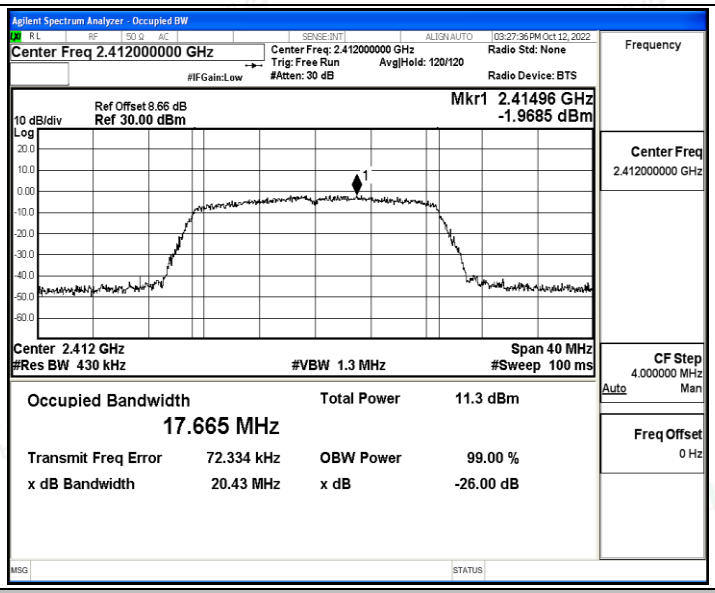

11N20SISO_Ant_2437

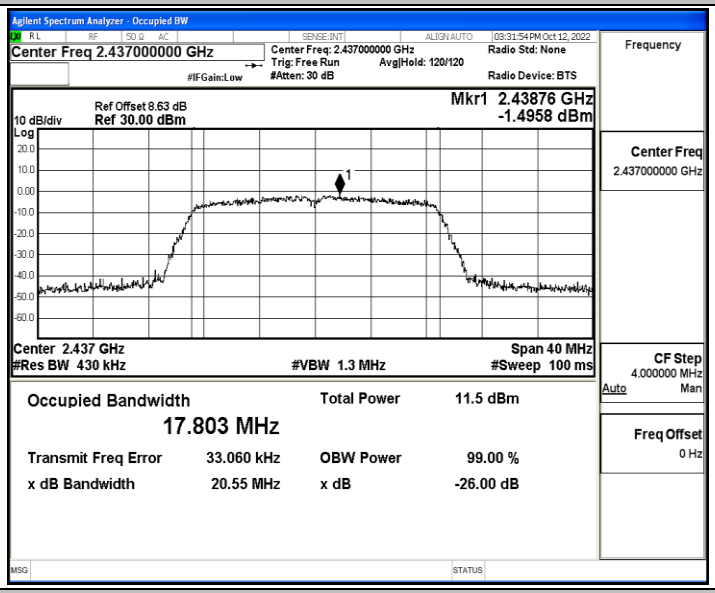

11N20SISO_Ant_2462

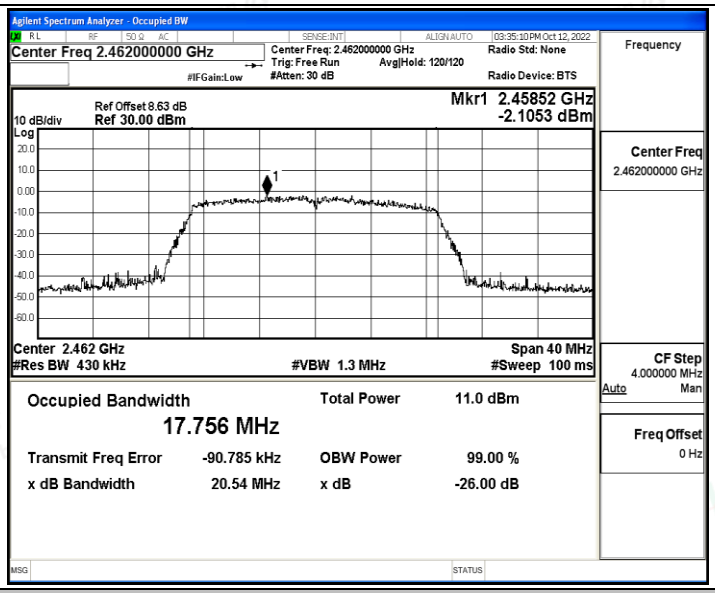

11N40SISO_Ant_2422

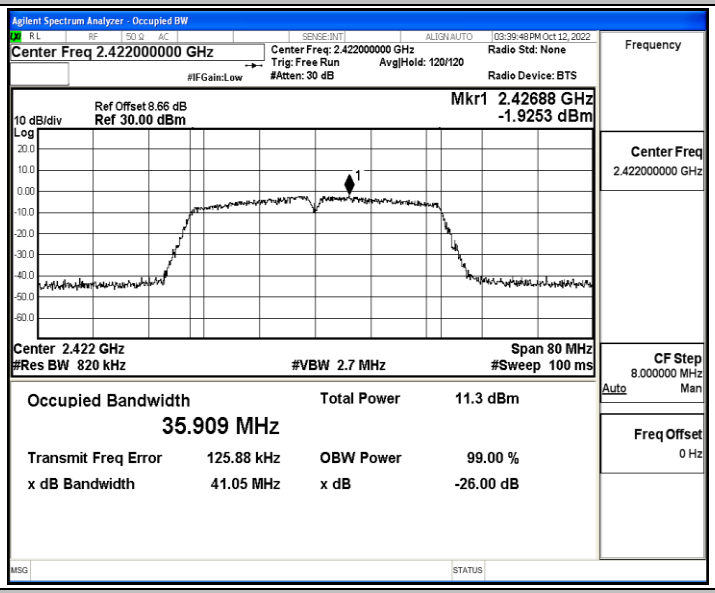

11N40SISO_Ant_2437

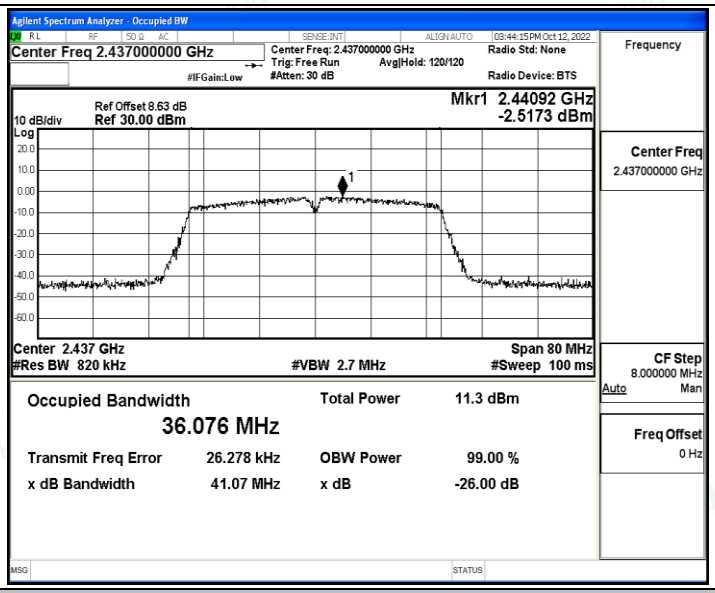

11N40SISO_Ant_2452

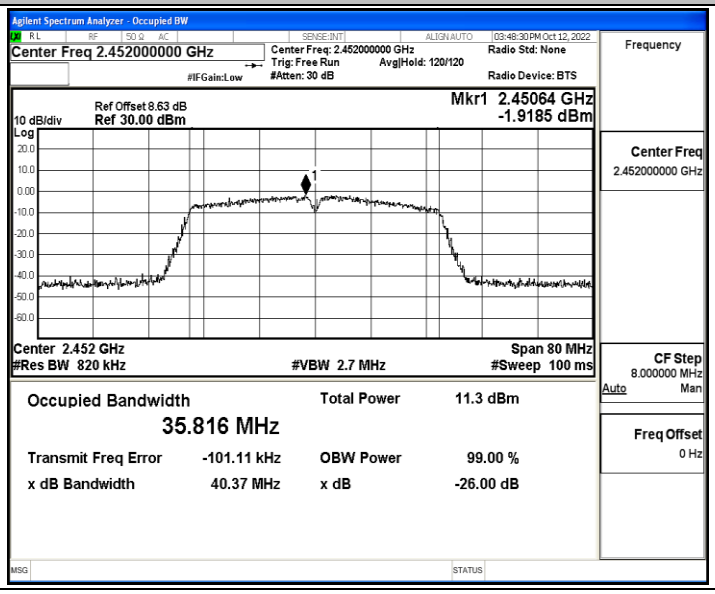

C.3 Maximum conducted output power

Test Result

TestMode	Antenna	Freq(MHz)	Peak Powert[dBm]	Conducted Limit[dBm]	Verdict
11B	Ant	2412	15.19	≤30.00	PASS
		2437	15.17	≤30.00	PASS
		2462	14.88	≤30.00	PASS
11G	Ant	2412	13.99	≤30.00	PASS
		2437	14.06	≤30.00	PASS
		2462	13.69	≤30.00	PASS
11N20SISO	Ant	2412	13.92	≤30.00	PASS
		2437	14.00	≤30.00	PASS
		2462	13.59	≤30.00	PASS
11N40SISO	Ant	2422	13.39	≤30.00	PASS
		2437	13.34	≤30.00	PASS
		2452	13.22	≤30.00	PASS

C.4 Maximum power spectral density

Test Result

TestMode	Antenna	Freq(MHz)	Result [dBm/3kHz]	Limit [dBm/3kHz]	Verdict
11B	Ant	2412	-10.66	≤8.00	PASS
		2437	-11.19	≤8.00	PASS
		2462	-11.18	≤8.00	PASS
11G	Ant	2412	-18.44	≤8.00	PASS
		2437	-18.85	≤8.00	PASS
		2462	-18.26	≤8.00	PASS
11N20SISO	Ant	2412	-18.72	≤8.00	PASS
		2437	-19.8	≤8.00	PASS
		2462	-20.52	≤8.00	PASS
11N40SISO	Ant	2422	-23.01	≤8.00	PASS
		2437	-23.06	≤8.00	PASS
		2452	-22.43	≤8.00	PASS

Test Graphs

11B_Ant_2412

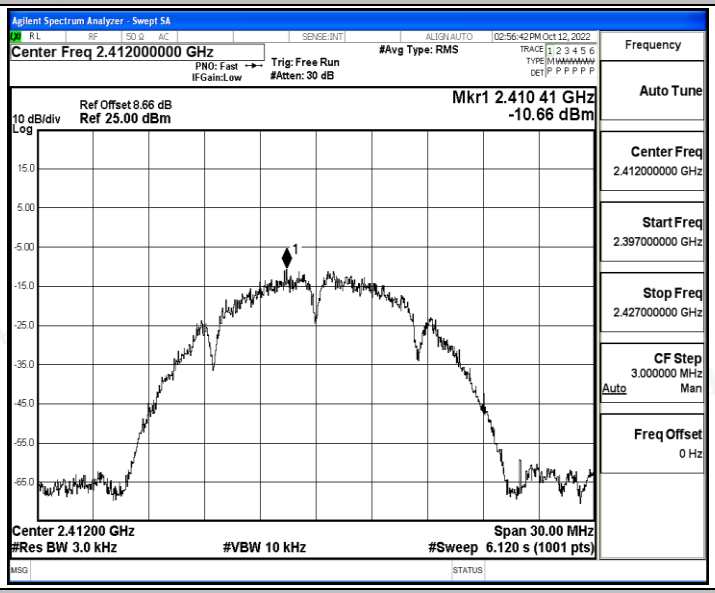

11B_Ant_2437

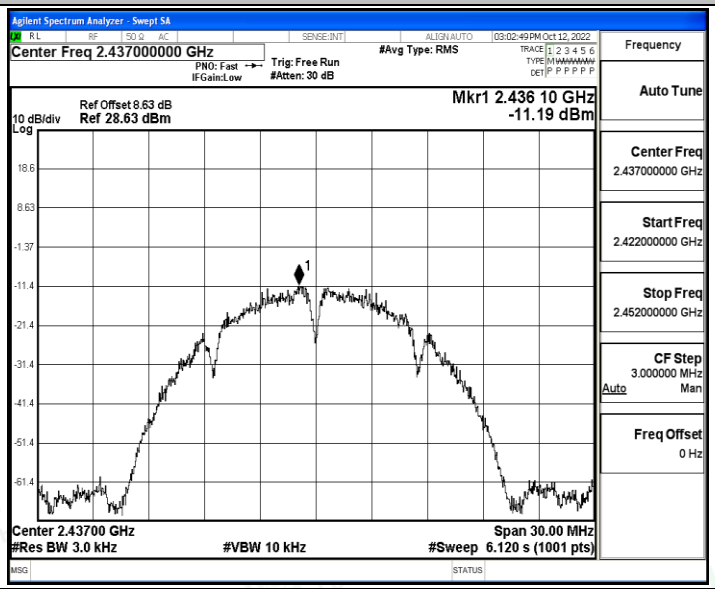

11B_Ant_2462

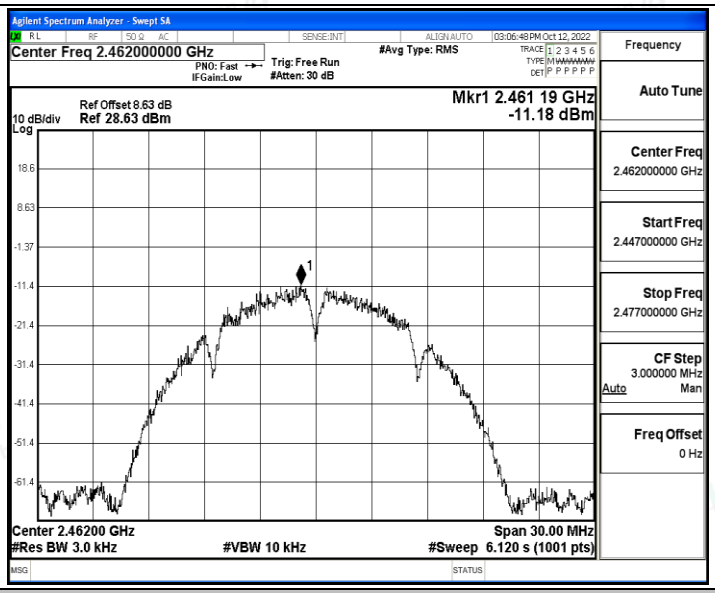

11G_Ant_2412

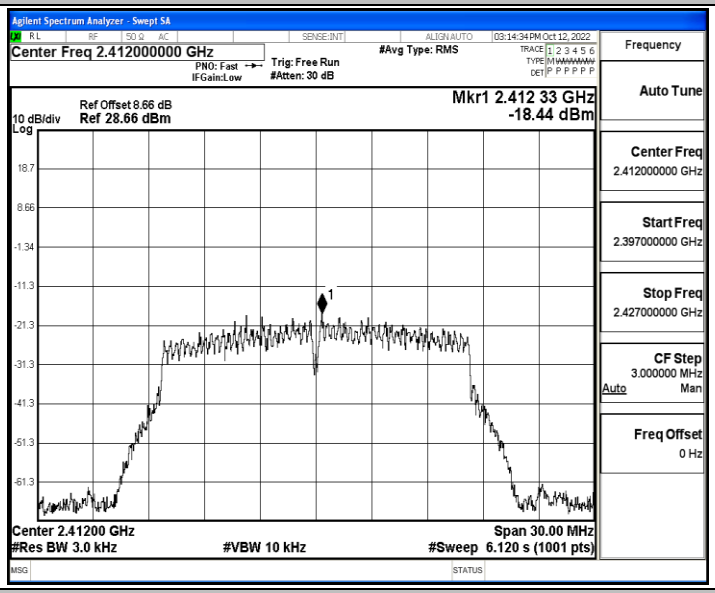

11G_Ant_2437

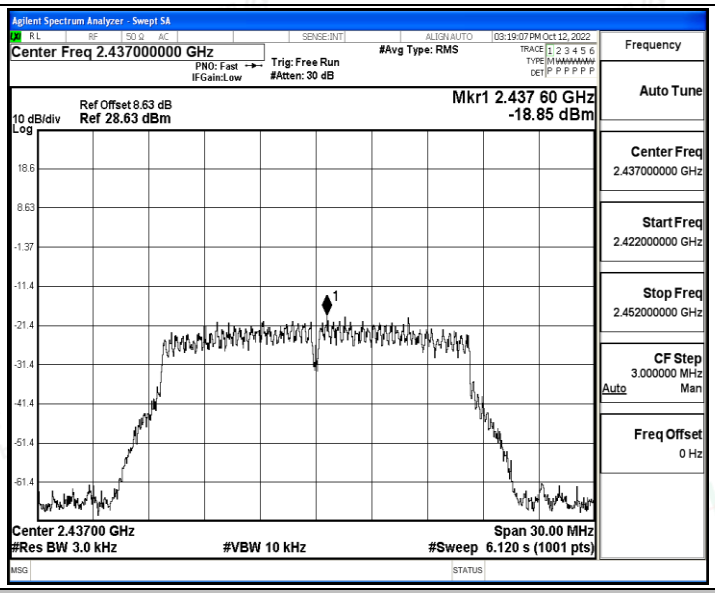

11G_Ant_2462

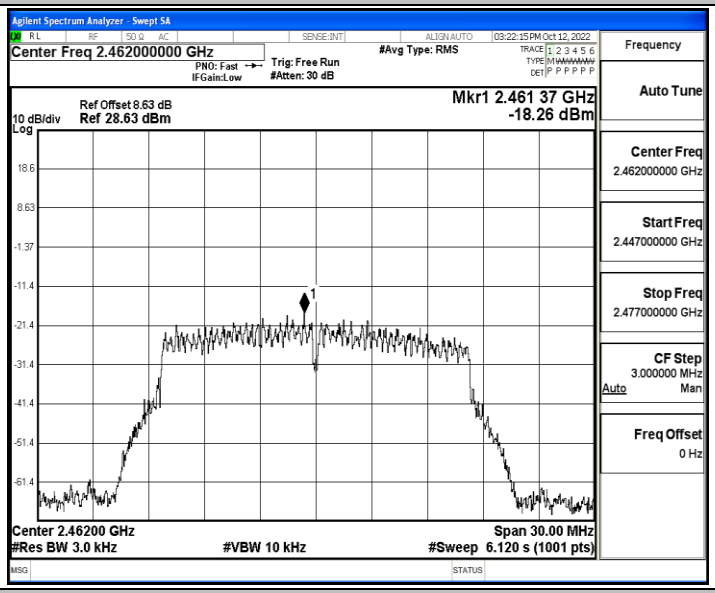

11N20SISO_Ant_2412

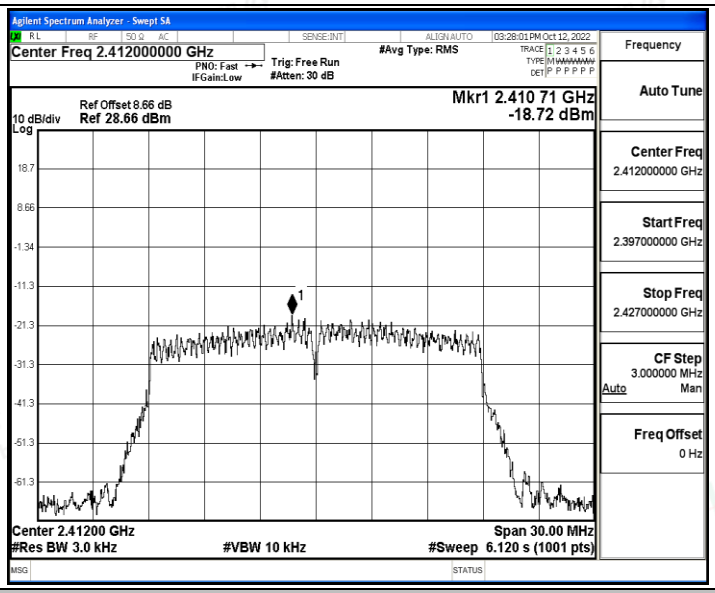

11N20SISO_Ant_2437

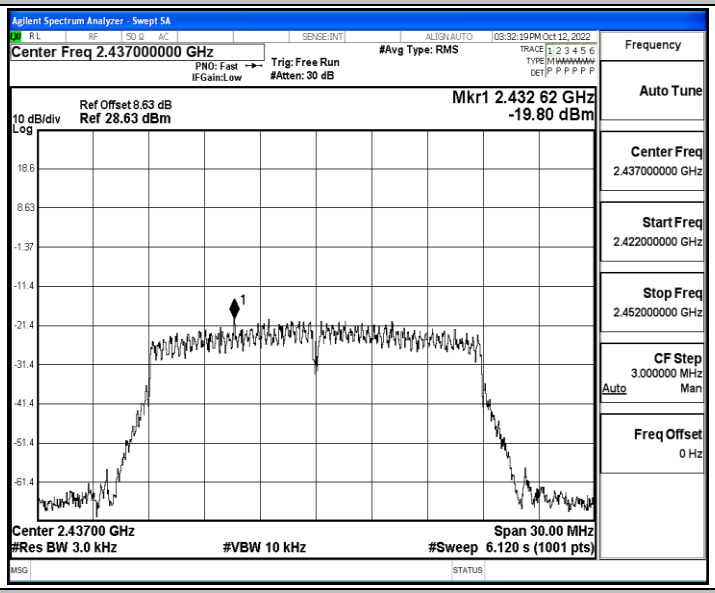

11N20SISO_Ant_2462

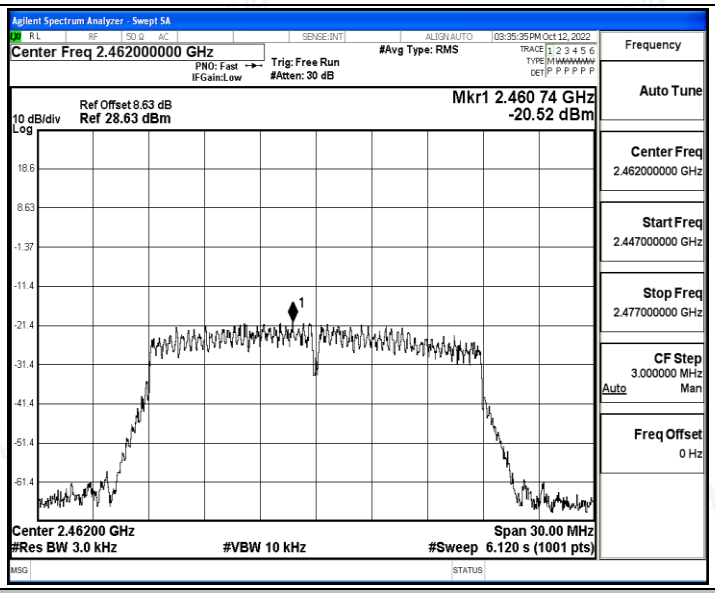

11N40SISO_Ant_2422

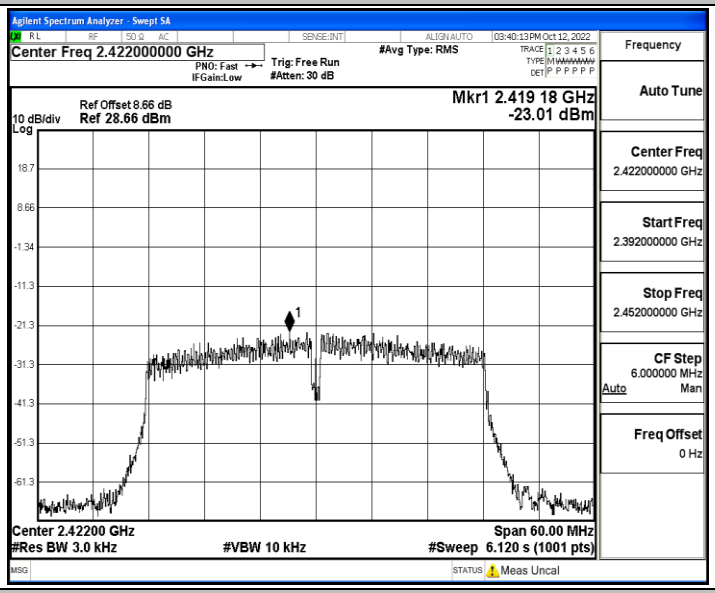

11N40SISO_Ant_2437

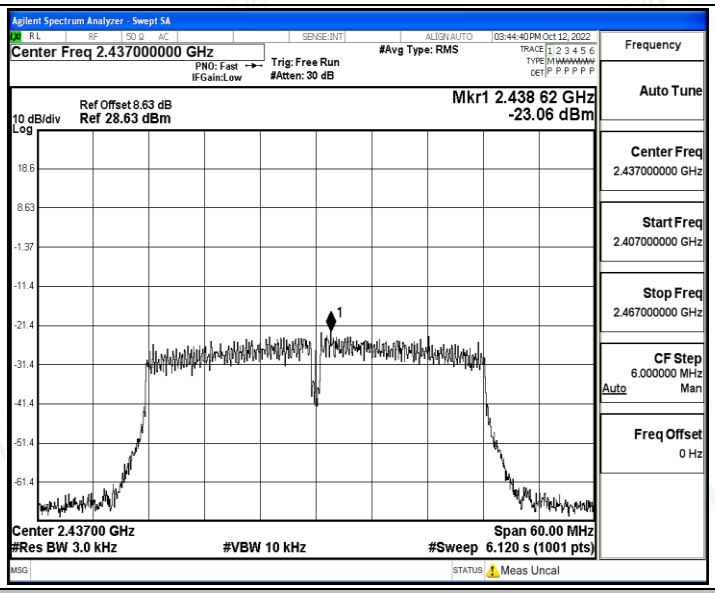

11N40SISO_Ant_2452

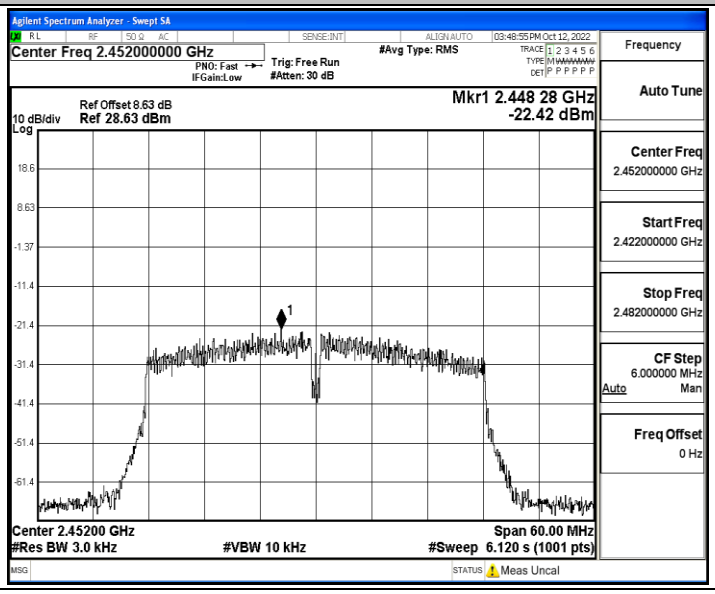

C.5 Band edge measurements

Test Result

TestMode	Antenna	ChName	Freq(MHz)	RefLevel[dBm]	Result[dBm]	Limit[dBm]	Verdict
11B	Ant	Low	2412	3.84	-48.78	≤-16.16	PASS
		High	2462	3.23	-47.42	≤-16.77	PASS
11G	Ant	Low	2412	-4.69	-48.23	≤-24.69	PASS
		High	2462	-5.78	-48.07	≤-25.78	PASS
11N20SISO	Ant	Low	2412	-4.73	-46.48	≤-24.73	PASS
		High	2462	-4.93	-47.58	≤-24.93	PASS
11N40SISO	Ant	Low	2422	-7.82	-48.71	≤-27.82	PASS
		High	2452	-8.19	-48.43	≤-28.19	PASS

Test Graphs

11B_Ant_Low_2412

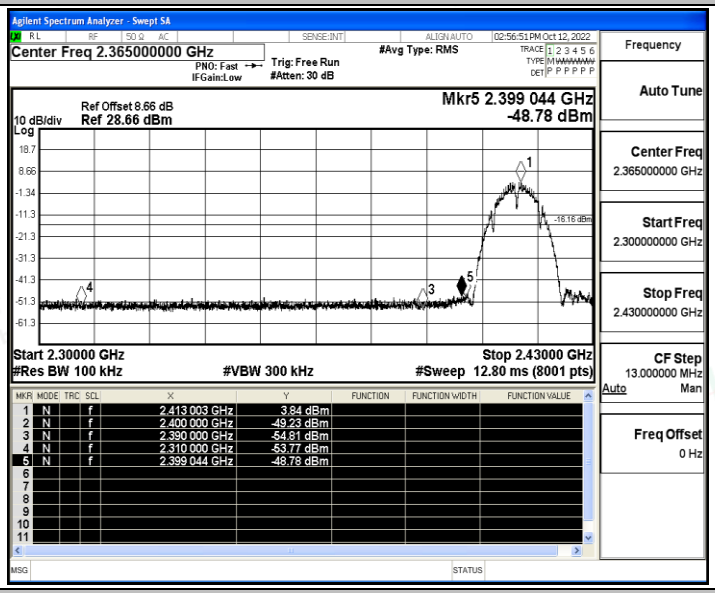

11B_Ant_High_2462

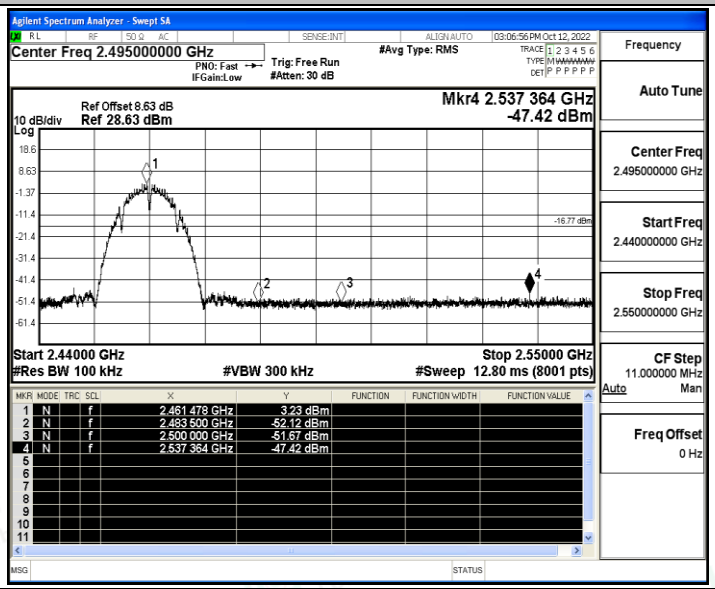

11G_Ant_Low_2412

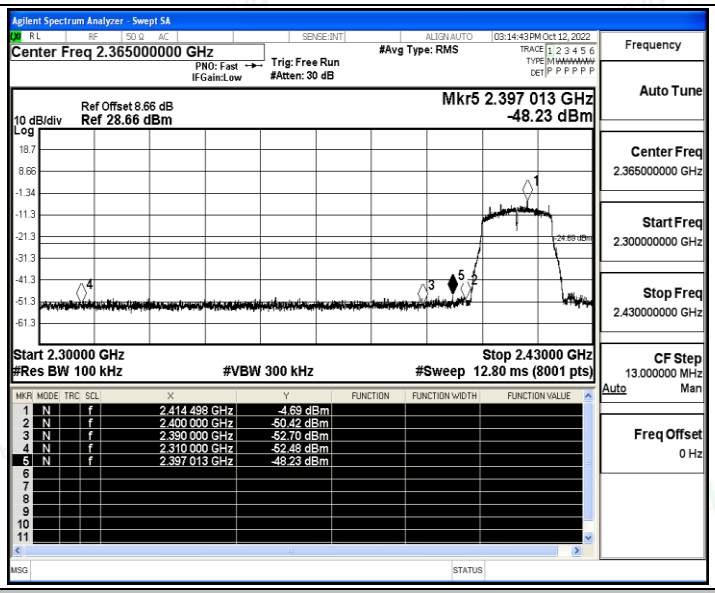

11G_Ant_High_2462

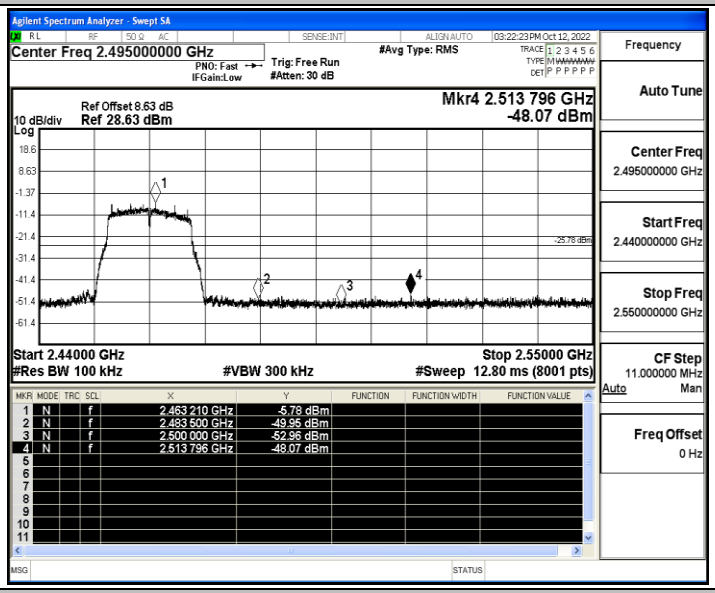

11N20SISO_Ant_Low_2412

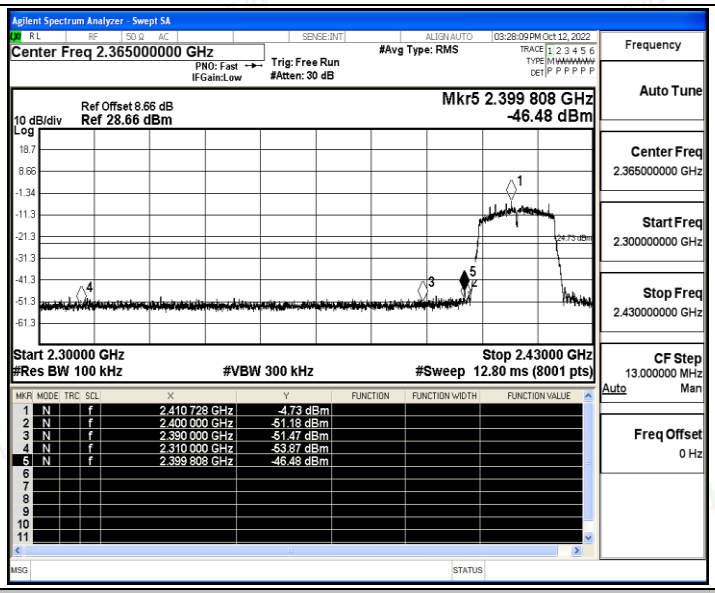

11N20SISO_Ant_High_2462

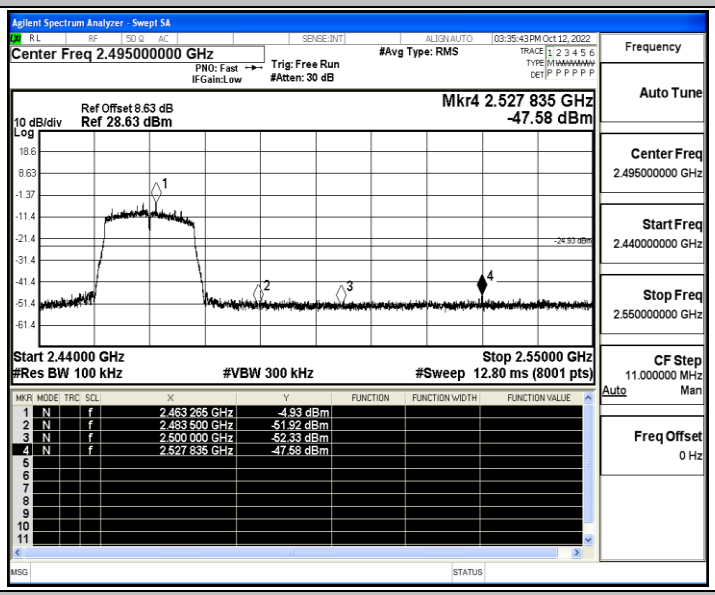

11N40SISO_Ant_Low_2422

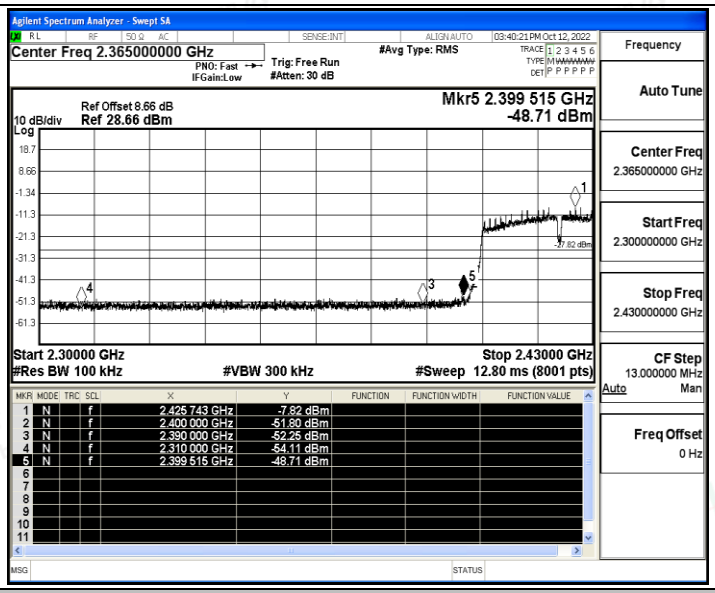

11N40SISO_Ant_High_2452

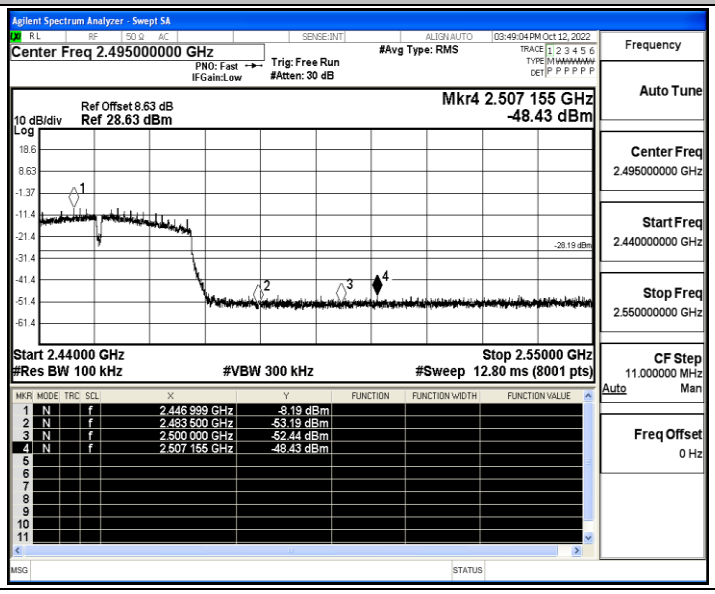

C.6 Conducted Spurious Emission

Test Result

TestMode	Antenna	Freq(MHz)	FreqRange [Mhz]	RefLevel [dBm]	Result [dBm]	Limit [dBm]	Verdict
11B	Ant	2412	Reference	3.68	3.68	---	PASS
			30~1000	3.68	-60.06	≤-16.32	PASS
			1000~26500	3.68	-46.1	≤-16.32	PASS
		2437	Reference	2.66	2.66	---	PASS
			30~1000	2.66	-60.37	≤-17.34	PASS
			1000~26500	2.66	-46.36	≤-17.34	PASS
		2462	Reference	2.05	2.05	---	PASS
			30~1000	2.05	-59.9	≤-17.95	PASS
			1000~26500	2.05	-46.4	≤-17.95	PASS
11G	Ant	2412	Reference	-6.46	-6.46	---	PASS
			30~1000	-6.46	-60.41	≤-26.46	PASS
			1000~26500	-6.46	-46.05	≤-26.46	PASS
		2437	Reference	-4.76	-4.76	---	PASS
			30~1000	-4.76	-59.52	≤-24.76	PASS
			1000~26500	-4.76	-45.3	≤-24.76	PASS
		2462	Reference	-8.55	-8.55	---	PASS
			30~1000	-8.55	-60.4	≤-28.55	PASS
			1000~26500	-8.55	-45.95	≤-28.55	PASS
11N20SISO	Ant	2412	Reference	-4.46	-4.46	---	PASS
			30~1000	-4.46	-60.64	≤-24.46	PASS
			1000~26500	-4.46	-45.61	≤-24.46	PASS
		2437	Reference	-4.95	-4.95	---	PASS
			30~1000	-4.95	-60.53	≤-24.95	PASS
			1000~26500	-4.95	-46.21	≤-24.95	PASS
		2462	Reference	-8.84	-8.84	---	PASS
			30~1000	-8.84	-60.23	≤-28.84	PASS
			1000~26500	-8.84	-46.73	≤-28.84	PASS
11N40SISO	Ant	2422	Reference	-8.38	-8.38	---	PASS
			30~1000	-8.38	-61	≤-28.38	PASS
			1000~26500	-8.38	-46.17	≤-28.38	PASS
		2437	Reference	-8.31	-8.31	---	PASS
			30~1000	-8.31	-60.44	≤-28.31	PASS
			1000~26500	-8.31	-45.95	≤-28.31	PASS
		2452	Reference	-10.67	-10.67	---	PASS
			30~1000	-10.67	-60.69	≤-30.67	PASS

			1000~26500	-10.67	-46.42	≤-30.67	PASS