M1
RX & TX
User Manual

Rev 1.0

Product information is subject to change without prior notice.

About M1

Transmitter (TX)

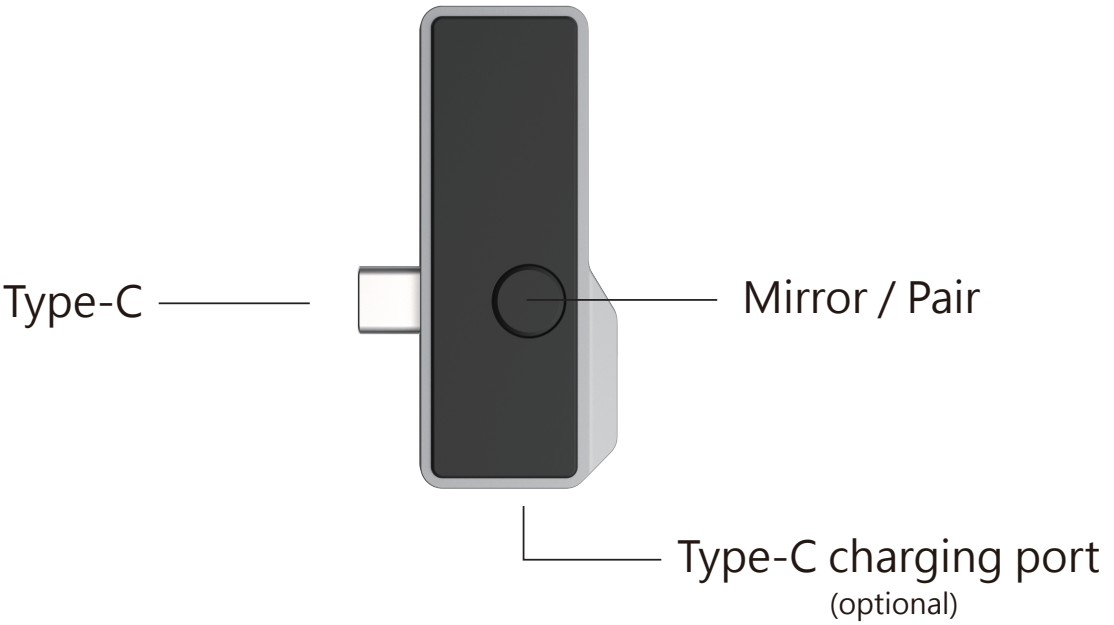

Receiver (RX)

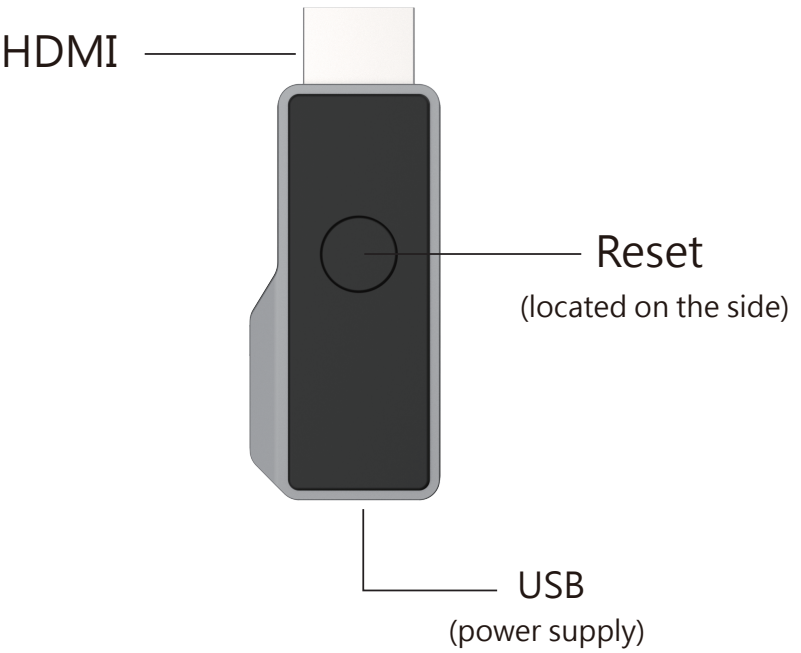

How to mirror

1 Install the receiver

Connect the receiver to the HDMI port on TV, and power on by an independent power 5V/1A adapter.

2 Plug and play

Connect the transmitter to the Type-C port of your laptop or mobile, wait for a few seconds until the flashing light on the transmitter stops, and then the screen will automatically project.

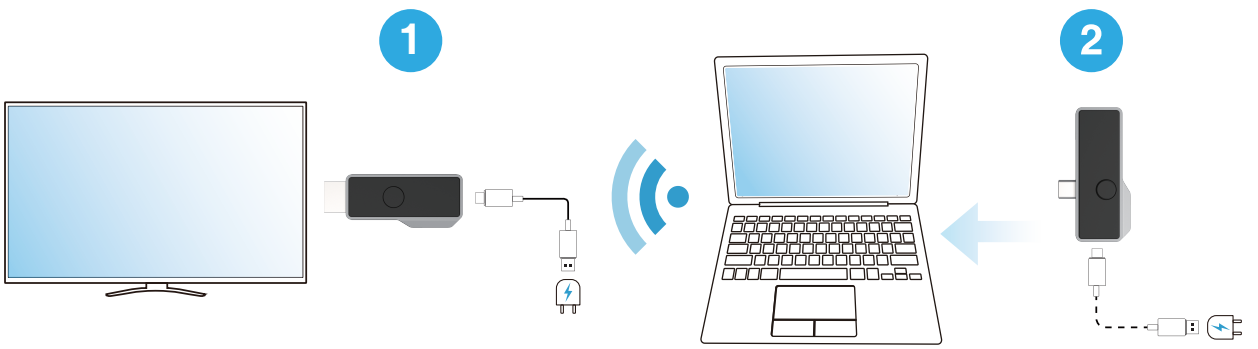

3 Stop and restart mirroring

Remove the transmitter to stop mirroring, and plug the transmitter to restart mirroring.

* When using the M1 you can press the Mirror/Pairing button on the transmitter to stop or resume mirroring.

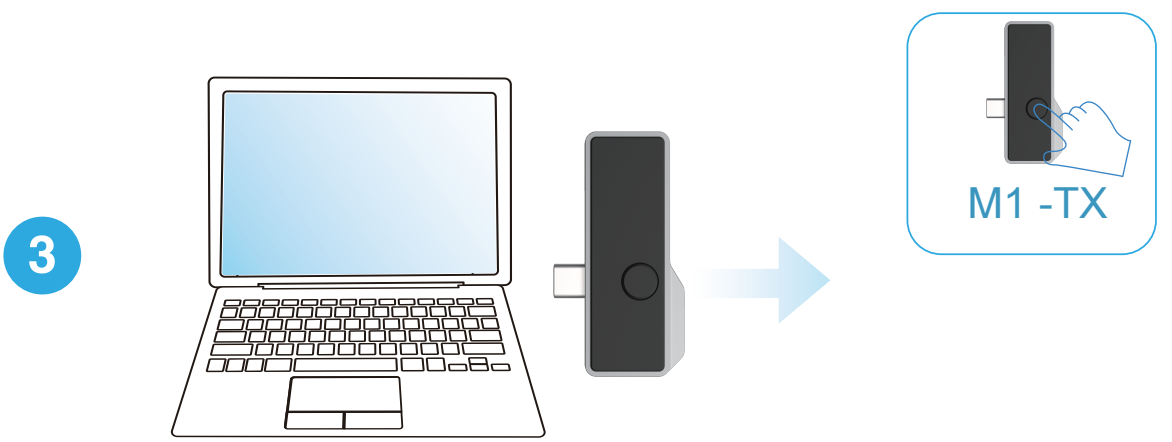

How to pair transmitter with receiver

1 Turn on pairing mode for the receiver

(1) Power up the receiver by an external adapter (5V/1A).
(2) Plug the receiver to the HDMI port on the monitor.
(3) Press the HDMI end of the receiver button for about 2 seconds until the monitor displays "Release the button to pair with Mate," then release the button.

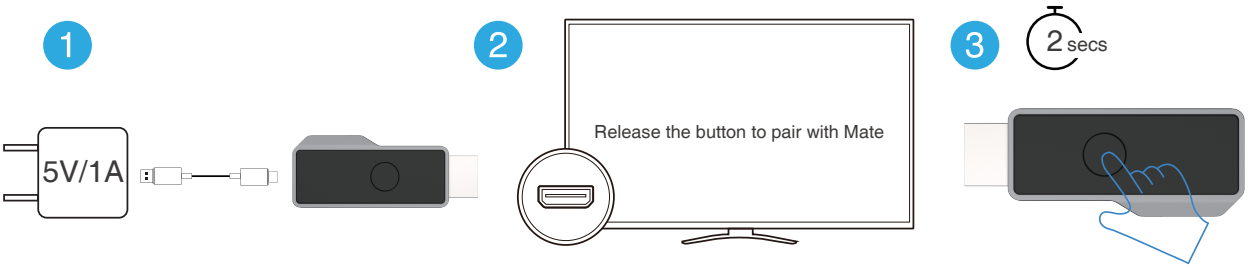

2 Press the pair button on transmitter

Connect the transmitter to the laptop and ensure that power is connected. When "Ready to pair" appears on the monitor, press and hold the Mirror/ Pair button on the transmitter for 5 seconds to complete pairing.

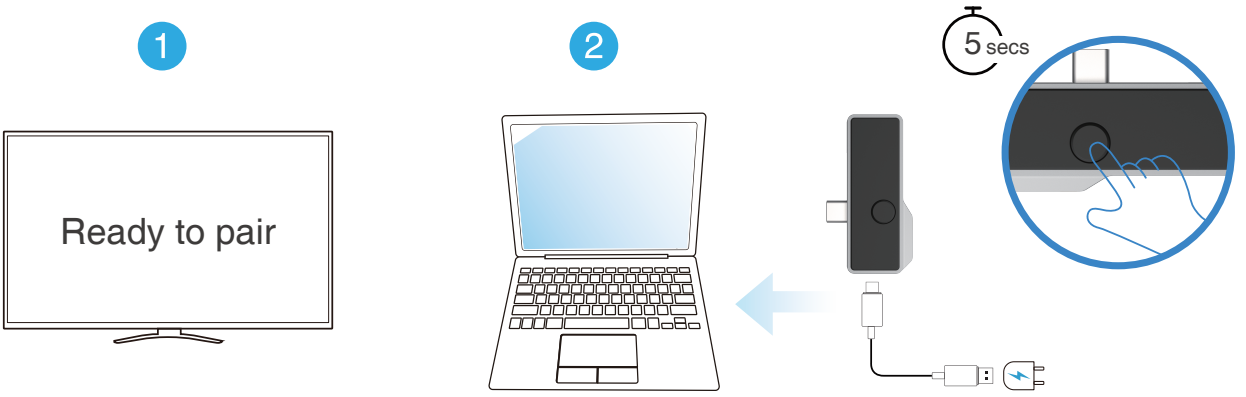

Note : There are 2 mode for reset button on Receiver, depending on pressing duration.
(1) Press for 2 seconds: Turn on pairing mode for the Transmitter.
(2) Press for 10 seconds: Reset the Receiver to default.

Product informations

Transmitter
- Anttena: 1T1R (on board)
- Wi-Fi: 5Ghz
- Chipset: 8360D
- Interface: HDMI or Type-C

Reciever
- Anttena: 1T1R (on board)
- Wi-Fi: 5Ghz
- Chipset: 8268D
- Interface: HDMI

NCC 警語

取得審驗證明之低功率射頻器材，非經核准，公司、商號或使用者均不得擅自變更頻率、加大功率或變更原設計之特性及功能。低功率射頻器材之使用不得影響飛航安全及干擾合法通信；經發現有干擾現象時，應立即停用，並改善至無干擾時方得繼續使用。前述合法通信，指依電信管理法規定作業之無線電通信。低功率射頻器材須忍受合法通信或工業、科學及醫療用電波輻射性電機設備之干擾。

FCC statement

This device complies with part 15 of the FCC Rules. Operation is subject to the following two conditions: (1) this device may not cause harmful interference (2) this device must accept any interference received, including interference that may cause undesired operation.

Note: This equipment has been tested and found to comply with the limits for a Class B digital device, pursuant to part 15 of the FCC Rules. These limits are designed to provide reasonable protection against harmful interference in a residential installation. This equipment generates, uses, and can radiate radio frequency energy and, if not installed and used in accordance with the instructions, may cause harmful interference to radio communications. However, there is no guarantee that interference will not occur in a particular installation.

If this equipment does cause harmful interference to radio or television reception, which can be determined by turning the equipment off and on, the user is encouraged to try to correct the interference by one or more of the following measures:

-Reorient or relocate the receiving antenna.

-Increase the separation between the equipment and receiver.

-Connect the equipment to an outlet on a circuit different from that to which the receiver is connected.

-Consult the dealer or an experienced radio/TV technician for help.

Changes or modifications to this product not authorized by Apple could void the electromagnetic compatibility (EMC) and wireless compliance and negate your authority to operate the product.

This product has demonstrated EMC compliance under conditions that included the use of compliant peripheral devices and shielded cables between system components. It is important that you use compliant peripheral devices and shielded cables between system components to reduce the possibility of causing interference to radios, television sets, and other electronic devices.

RF Exposure Statement（Receiver）:

To maintain compliance with FCC's RF Exposure guidelines, this equipment should be installed and operated with minimum distance of 20cm the radiator your body. This device and its antenna(s) must not be co-located or operation in conjunction with any other antenna or transmitter.

SAR statement (Transmitter):

This device meets the government's requirements for exposure to radio waves. This device is designed and manufactured not to exceed the emission limits for exposure to radio frequency (RF) energy set by the Federal Communications Commission of the U.S. Government.

The SAR limit set by the FCC is 1.6W/Kg. For body-worn operation, this device has been tested and meets the FCC RF exposure guidelines for use with an accessory that contains no metal and positions the device a minimum of 0mm from the body. RF exposure compliance with any body-worn accessory that contains metal was not tested and certified. And use of such body-worn accessory should be avoided. Accessory available in market and must be used to keep use distance 0mm from EUT to body-worn operation.