Mode	33	
	Band Edge	
	U-NII-3_5.725-5.85_802.11a_CH149_5745MHz	
ANT	6	
Pol.	Vertical	Fundamental
Peak	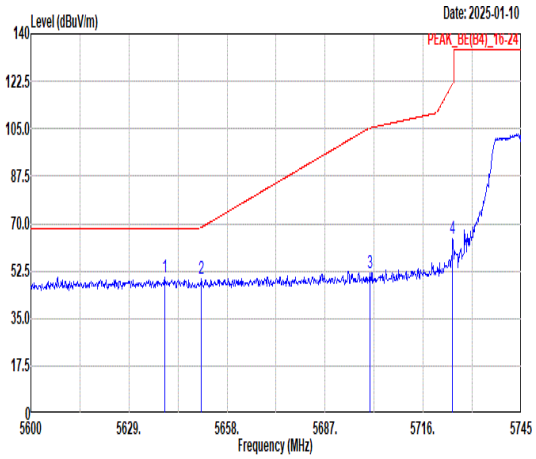 Freq Level Limit Line Margin Read Level Ant Factor Cable Loss Preamp Factor APos TPos Remark MHz dBuV/m dBuV/m dB dBuV dB/m dB dB cm deg 1 5639.59 49.98 68.30 -18.32 39.88 34.45 8.36 32.71 295 247 PEAK 2 5650.46 49.82 68.64 -18.82 39.67 34.47 8.40 32.72 295 247 PEAK 3 5700.34 52.00 105.30 -53.30 41.62 34.56 8.58 32.76 295 247 PEAK 4 5724.70 64.55 121.52 -56.97 54.06 34.60 8.67 32.78 295 247 PEAK	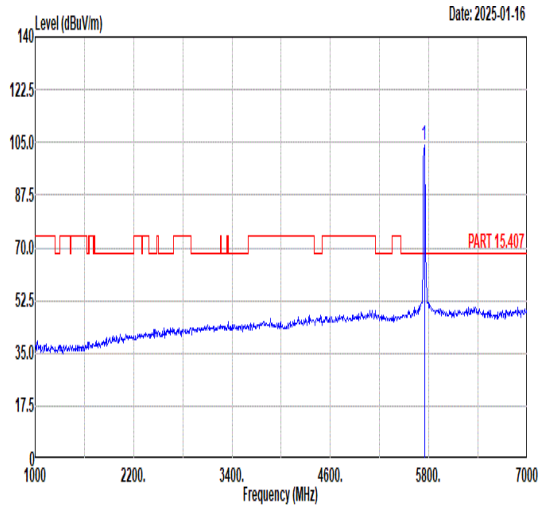 Freq Level Limit Line Margin Read Level Ant Factor Cable Loss Preamp Factor APos TPos Remark MHz dBuV/m dBuV/m dB dBuV dB/m dB dB cm deg 1 5745.00 103.84 ------ ------ 93.25 34.64 8.75 32.80 295 247 PEAK
Avg	Blank	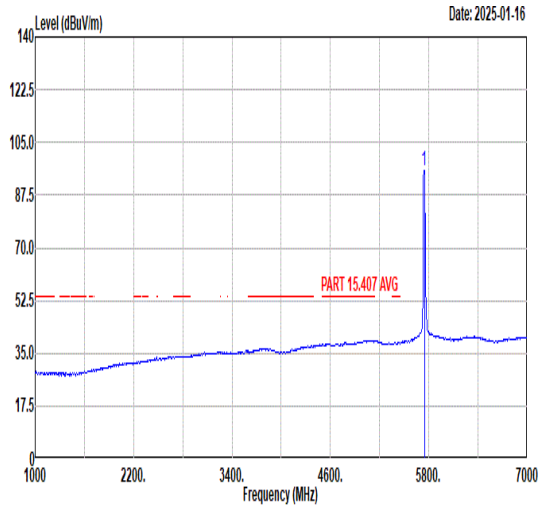 Freq Level Limit Line Margin Read Level Ant Factor Cable Loss Preamp Factor APos TPos Remark MHz dBuV/m dBuV/m dB dBuV dB/m dB dB cm deg 1 5745.00 95.85 ------ ------ 85.26 34.64 8.75 32.80 295 247 AVERAGE

Mode	33	
	Harmonic	
	U-NII-3_5.725-5.85_802.11a_CH149_5745MHz	
ANT	6	
Pol.	Horizontal	Vertical
Peak Avg	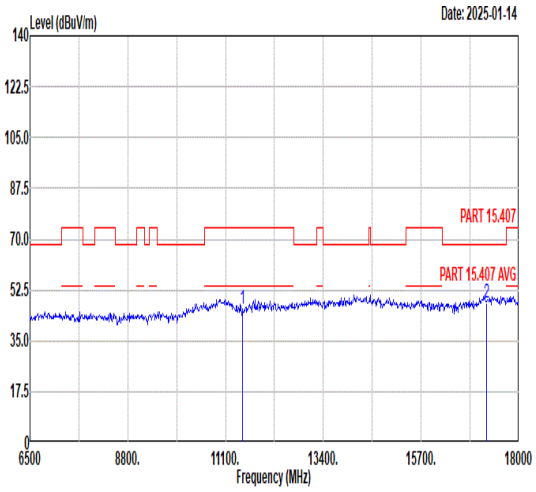 Freq Level Limit Line Margin Read Level Ant Factor Cable Loss Preamp Factor APos TPos Remark MHz dBuV/m dBuV/m dB dBuV dB/m dB dB cm deg 1 11490.00 45.85 74.00 -28.15 60.17 37.14 11.45 62.91 -- -- Peak 2 17235.00 47.83 68.30 -20.47 58.68 41.27 13.17 65.29 -- -- Peak	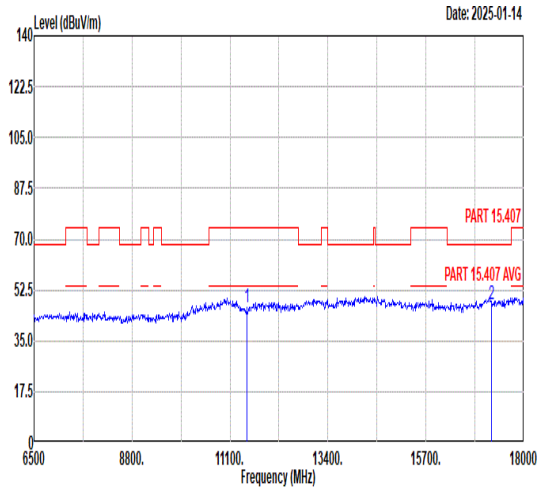 Freq Level Limit Line Margin Read Level Ant Factor Cable Loss Preamp Factor APos TPos Remark MHz dBuV/m dBuV/m dB dBuV dB/m dB dB cm deg 1 11490.00 46.55 74.00 -27.45 60.87 37.14 11.45 62.91 -- -- Peak 2 17235.00 47.53 68.30 -20.77 58.38 41.27 13.17 65.29 -- -- Peak

Mode	34	
	Harmonic	
	U-NII-3_5.725-5.85_802.11a_CH157_5785MHz	
ANT	6	
Pol.	Horizontal	Vertical
Peak Avg	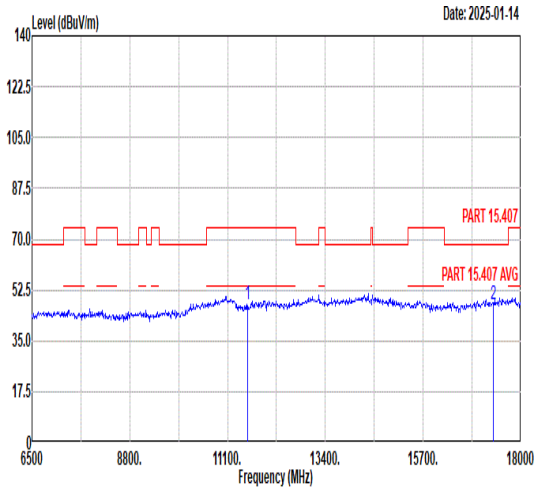 Freq Level Limit Line Margin Read Level Ant Factor Cable Loss Preamp Factor APos TPos Remark MHz dBuV/m dBuV/m dB dBuV dB/m dB dB cm deg 1 11570.00 47.30 74.00 -26.70 61.47 37.28 11.49 62.94 -- -- Peak 2 17355.00 47.32 68.30 -20.98 58.00 41.50 13.20 65.38 -- -- Peak	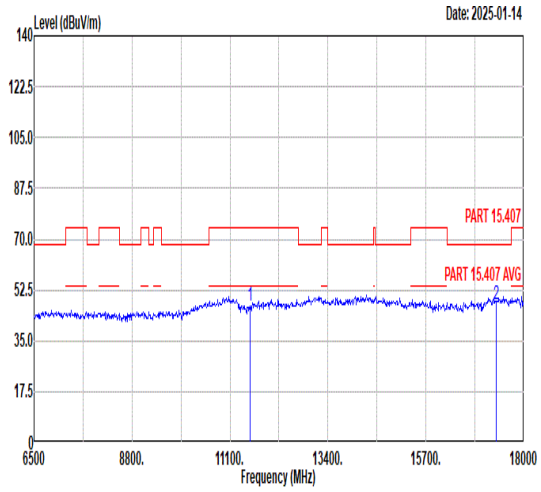 Freq Level Limit Line Margin Read Level Ant Factor Cable Loss Preamp Factor APos TPos Remark MHz dBuV/m dBuV/m dB dBuV dB/m dB dB cm deg 1 11570.00 46.97 74.00 -27.03 61.14 37.28 11.49 62.94 -- -- Peak 2 17355.00 47.46 68.30 -20.84 58.14 41.50 13.20 65.38 -- -- Peak

Mode	35	
	Band Edge	
	U-NII-3_5.725-5.85_802.11a_CH165_5825MHz	
ANT	6	
Pol.	Horizontal	Fundamental
Peak	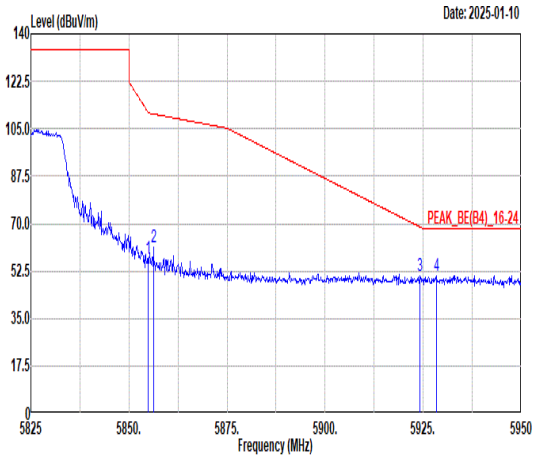 Freq Level Limit Line Margin Read Level Ant Factor Cable Loss Preamp Factor APos TPos Remark MHz dBuV/m dBuV/m dB dBuV dB/m dB dB cm deg 1 5854.88 57.28 111.08 -53.80 46.45 34.84 8.87 32.88 100 281 PEAK 2 5856.25 61.24 110.45 -49.21 50.41 34.84 8.87 32.88 100 281 PEAK 3 5924.25 50.54 68.75 -18.21 39.71 34.97 8.79 32.93 100 281 PEAK 4 5928.38 50.93 68.30 -17.37 40.11 34.97 8.79 32.94 100 281 PEAK	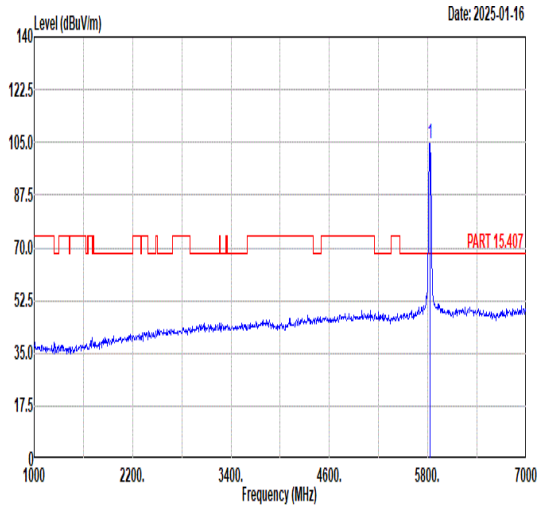 Freq Level Limit Line Margin Read Level Ant Factor Cable Loss Preamp Factor APos TPos Remark MHz dBuV/m dBuV/m dB dBuV dB/m dB dB cm deg 1 5825.00 104.80 ------ ------ 93.97 34.78 8.91 32.86 100 281 PEAK
Avg	Blank	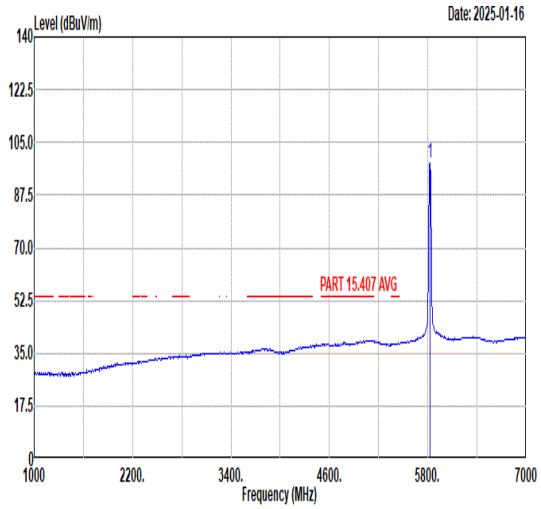 Freq Level Limit Line Margin Read Level Ant Factor Cable Loss Preamp Factor APos TPos Remark MHz dBuV/m dBuV/m dB dBuV dB/m dB dB cm deg 1 5825.00 98.24 ------ ------ 87.41 34.78 8.91 32.86 100 281 AVERAGE

Mode	35	
	Band Edge	
	U-NII-3_5.725-5.85_802.11a_CH165_5825MHz	
ANT	6	
Pol.	Vertical	Fundamental
Peak	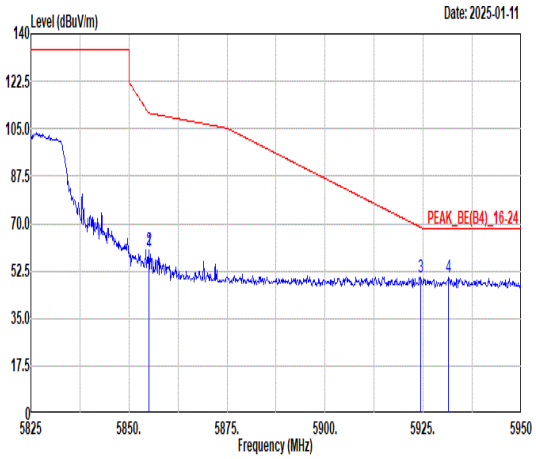 Freq Level Limit Line Margin Read Level Ant Factor Cable Loss Preamp Factor APos TPos Remark MHz dBuV/m dBuV/m dB dBuV dB/m dB dB cm deg 1 5855.00 59.93 110.80 -50.87 49.10 34.84 8.87 32.88 343 253 PEAK 2 5855.13 60.12 110.76 -50.64 49.29 34.84 8.87 32.88 343 253 PEAK 3 5924.38 49.94 68.66 -18.72 39.11 34.97 8.79 32.93 343 253 PEAK 4 5931.50 50.08 68.30 -18.22 39.26 34.98 8.78 32.94 343 253 PEAK	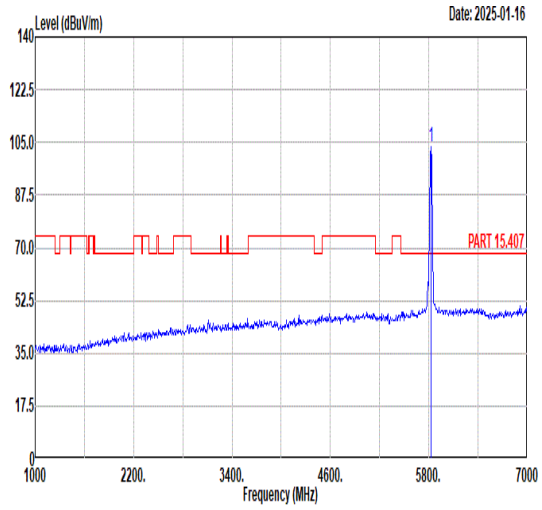 Freq Level Limit Line Margin Read Level Ant Factor Cable Loss Preamp Factor APos TPos Remark MHz dBuV/m dBuV/m dB dBuV dB/m dB dB cm deg 1 5825.00 103.80 ------ ------ 92.97 34.79 8.90 32.86 343 253 PEAK
Avg	Blank	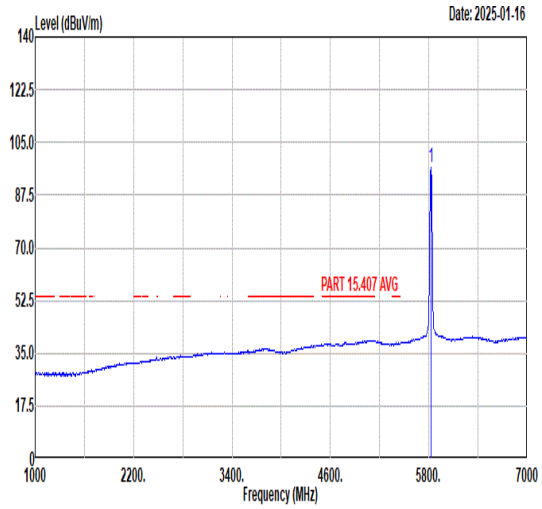 Freq Level Limit Line Margin Read Level Ant Factor Cable Loss Preamp Factor APos TPos Remark MHz dBuV/m dBuV/m dB dBuV dB/m dB dB cm deg 1 5825.00 96.76 ------ ------ 85.93 34.78 8.91 32.86 343 253 AVERAGE

Mode	35	
	Harmonic	
	U-NII-3_5.725-5.85_802.11a_CH165_5825MHz	
ANT	6	
Pol.	Horizontal	Vertical
Peak Avg	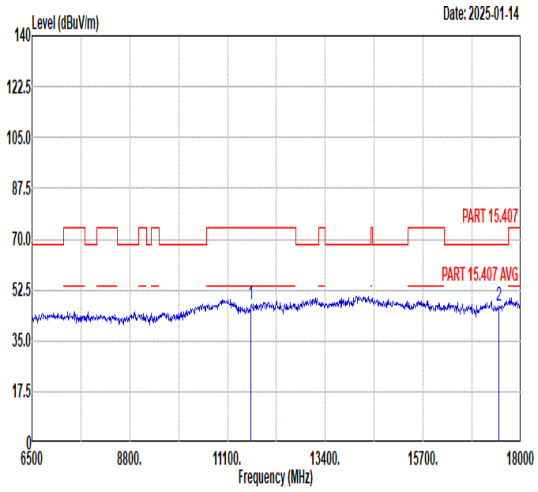 Freq Level Limit Line Margin Read Level Ant Factor Cable Loss Preamp Factor APos TPos Remark MHz dBuV/m dBuV/m dB dBuV dB/m dB dB cm deg 1 11650.00 47.66 74.00 -26.34 61.61 37.51 11.53 62.99 -- -- Peak 2 17475.00 46.88 68.30 -21.42 57.38 41.74 13.23 65.47 -- -- Peak	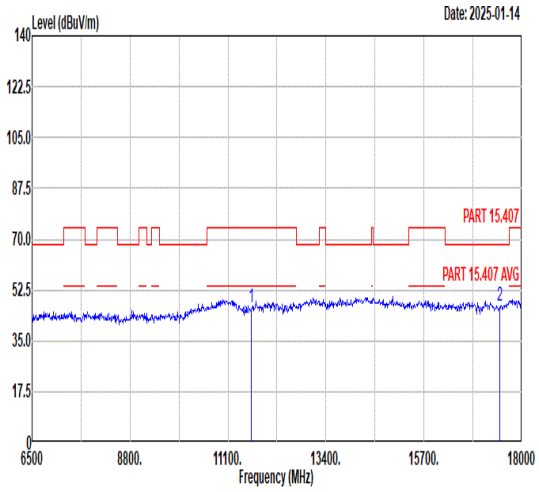 Freq Level Limit Line Margin Read Level Ant Factor Cable Loss Preamp Factor APos TPos Remark MHz dBuV/m dBuV/m dB dBuV dB/m dB dB cm deg 1 11650.00 46.55 74.00 -27.45 60.50 37.51 11.53 62.99 -- -- Peak 2 17475.00 47.13 68.30 -21.17 57.63 41.74 13.23 65.47 -- -- Peak

Mode	36	
	Band Edge	
	U-NII-3_5.725-5.85_802.11ax HE20_CH149_Full RU_5745MHz	
ANT	6	
Pol.	Horizontal	Fundamental
Peak	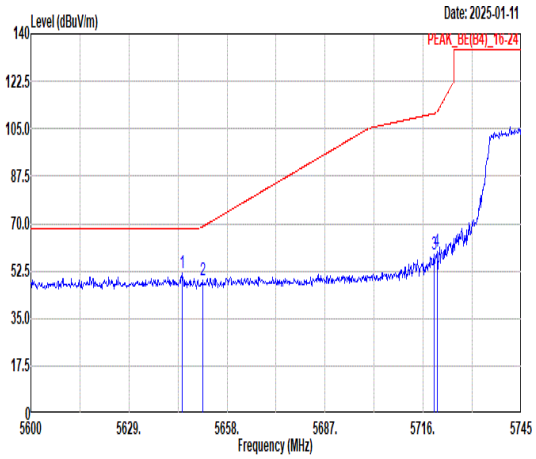 Freq Level Limit Line Margin Read Level Ant Factor Cable Loss Preamp Factor APos TPos Remark MHz dBuV/m dBuV/m dB dBuV dB/m dB dB cm deg 1 5644.66 51.76 68.30 -16.54 41.65 34.45 8.38 32.72 100 60 PEAK 2 5650.75 49.39 68.86 -19.47 39.24 34.47 8.40 32.72 100 60 PEAK 3 5719.34 58.46 110.61 -52.15 47.99 34.59 8.65 32.77 100 60 PEAK 4 5720.06 59.49 110.94 -51.45 49.02 34.59 8.66 32.78 100 60 PEAK	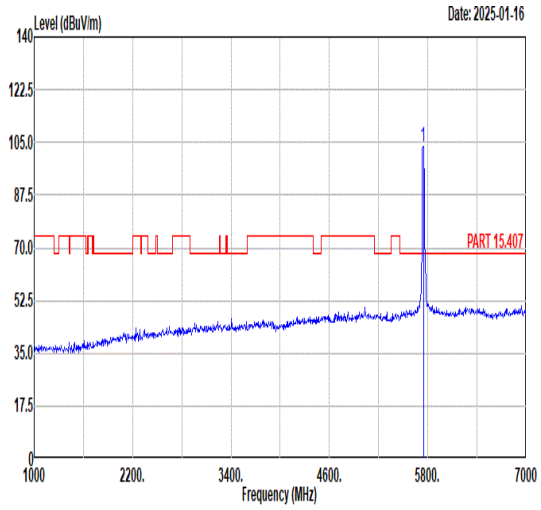 Freq Level Limit Line Margin Read Level Ant Factor Cable Loss Preamp Factor APos TPos Remark MHz dBuV/m dBuV/m dB dBuV dB/m dB dB cm deg 1 5745.00 103.76 ------ ------ 93.19 34.63 8.73 32.79 100 60 PEAK
Avg	Blank	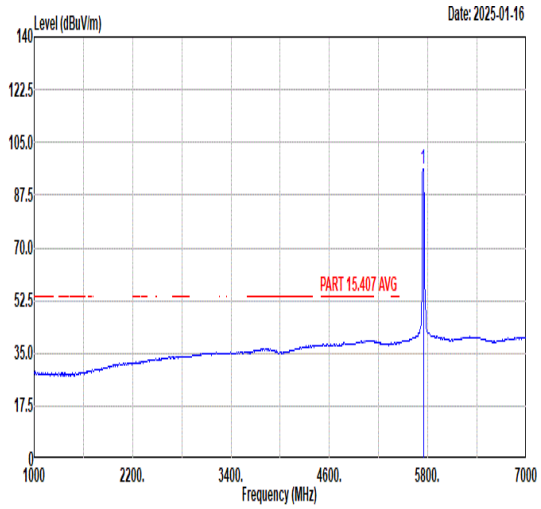 Freq Level Limit Line Margin Read Level Ant Factor Cable Loss Preamp Factor APos TPos Remark MHz dBuV/m dBuV/m dB dBuV dB/m dB dB cm deg 1 5745.00 96.10 ------ ------ 85.51 34.64 8.75 32.80 100 60 AVERAGE

Mode	36	
	Band Edge	
	U-NII-3_5.725-5.85_802.11ax HE20_CH149_Full RU_5745MHz	
ANT	6	
Pol.	Vertical	Fundamental
Peak	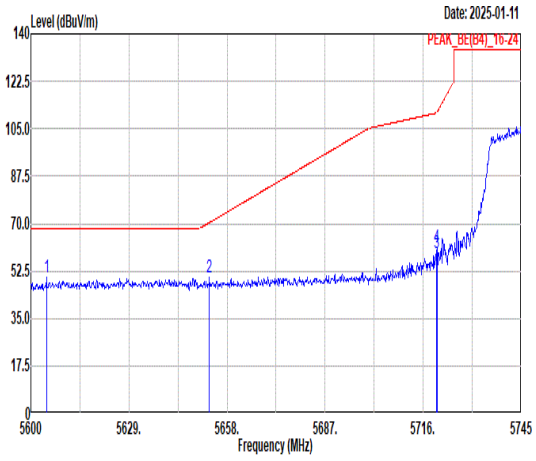 Freq Level Limit Line Margin Read Level Ant Factor Cable Loss Preamp Factor APos TPos Remark 1 5604.64 50.14 68.30 -18.16 40.22 34.38 8.23 32.69 311 248 PEAK 2 5652.78 50.36 70.36 -20.00 40.20 34.47 8.41 32.72 311 248 PEAK 3 5719.92 59.01 110.78 -51.77 48.54 34.59 8.66 32.78 311 248 PEAK 4 5720.06 61.02 110.94 -49.92 50.55 34.59 8.66 32.78 311 248 PEAK	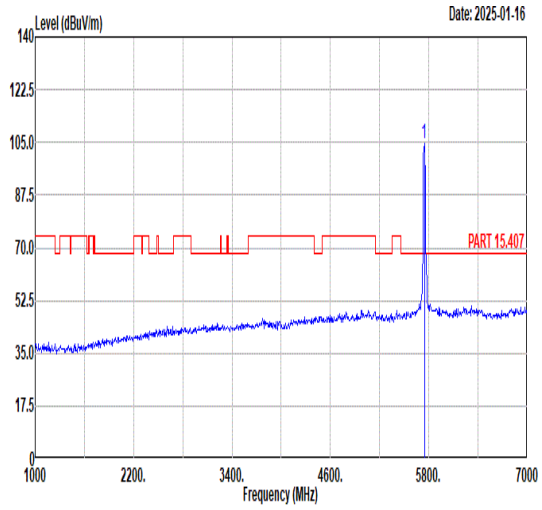 Freq Level Limit Line Margin Read Level Ant Factor Cable Loss Preamp Factor APos TPos Remark 1 5745.00 104.78 ------ ------ 94.19 34.64 8.75 32.80 311 248 PEAK
Avg	Blank	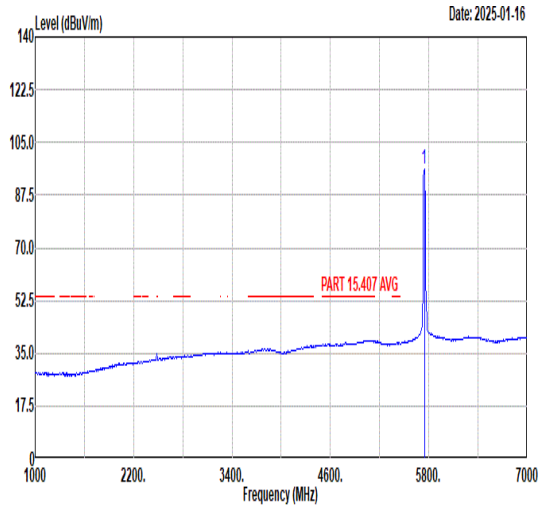 Freq Level Limit Line Margin Read Level Ant Factor Cable Loss Preamp Factor APos TPos Remark 1 5745.00 96.08 ------ ------ 85.49 34.64 8.75 32.80 311 248 AVERAGE

Mode	36	
	Harmonic	
	U-NII-3_5.725-5.85_802.11ax HE20_CH149_Full RU_5745MHz	
ANT	6	
Pol.	Horizontal	Vertical
Peak Avg	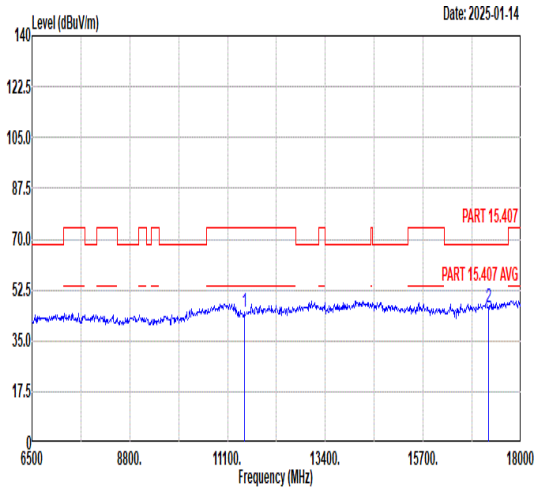 Freq Level Limit Line Margin Read Level Ant Factor Cable Loss Preamp Factor APos TPos Remark MHz dBuV/m dBuV/m dB dBuV dB/m dB dB cm deg 1 11490.00 44.94 74.00 -29.06 59.26 37.14 11.45 62.91 -- -- Peak 2 17235.00 46.32 68.30 -21.98 57.17 41.27 13.17 65.29 -- -- Peak	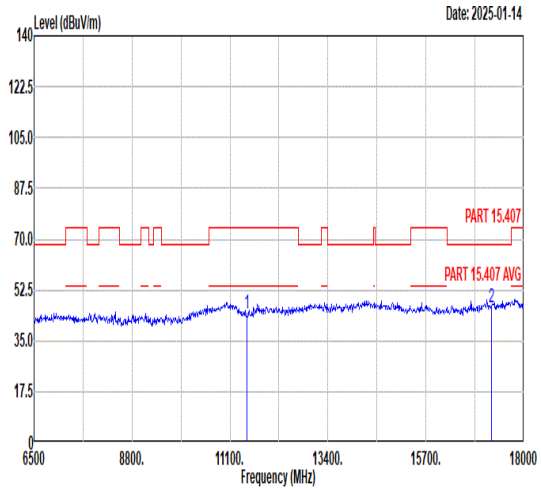 Freq Level Limit Line Margin Read Level Ant Factor Cable Loss Preamp Factor APos TPos Remark MHz dBuV/m dBuV/m dB dBuV dB/m dB dB cm deg 1 11490.00 44.50 74.00 -29.50 58.82 37.14 11.45 62.91 -- -- Peak 2 17235.00 46.68 68.30 -21.62 57.53 41.27 13.17 65.29 -- -- Peak

Mode	37	
	Harmonic	
	U-NII-3_5.725-5.85_802.11ax HE20_CH157_Full RU_5785MHz	
ANT	6	
Pol.	Horizontal	Vertical
Peak Avg	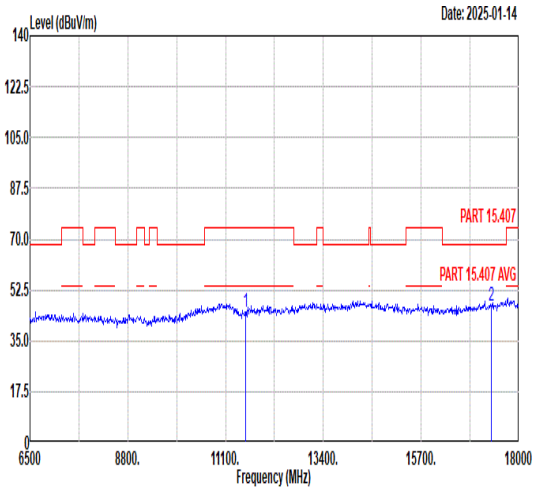 Freq Level Limit Line Margin Read Level Ant Factor Cable Loss Preamp Factor APos TPos Remark MHz dBuV/m dBuV/m dB dBuV dB/m dB dB cm deg 1 11570.00 45.16 74.00 -28.84 59.33 37.28 11.49 62.94 -- -- Peak 2 17355.00 47.10 68.30 -21.20 57.78 41.50 13.20 65.38 -- -- Peak	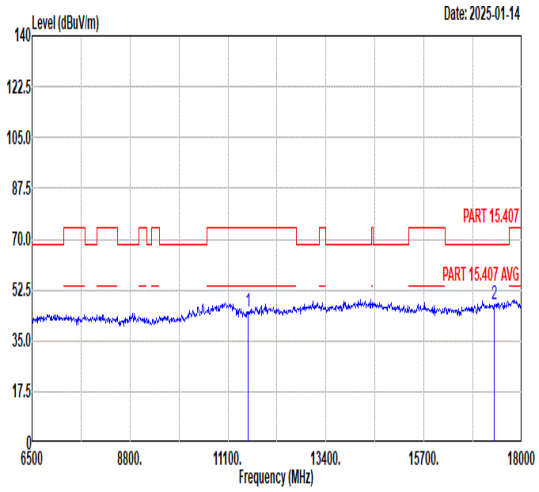 Freq Level Limit Line Margin Read Level Ant Factor Cable Loss Preamp Factor APos TPos Remark MHz dBuV/m dBuV/m dB dBuV dB/m dB dB cm deg 1 11570.00 44.80 74.00 -29.20 58.97 37.28 11.49 62.94 -- -- Peak 2 17355.00 47.36 68.30 -20.94 58.04 41.50 13.20 65.38 -- -- Peak

Mode	38	
	Band Edge	
	U-NII-3_5.725-5.85_802.11ax HE20_CH165_Full RU_5825MHz	
ANT	6	
Pol.	Horizontal	Fundamental
Peak	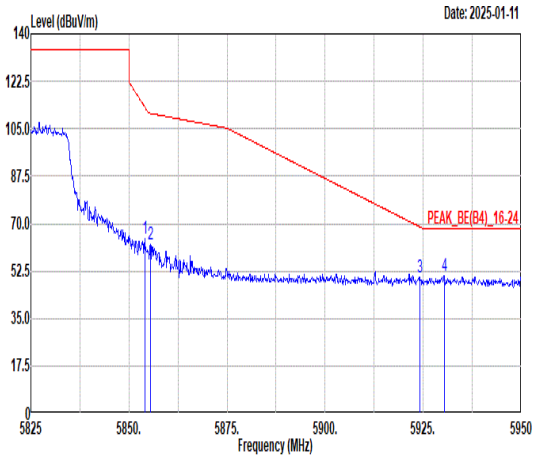 Freq Level Limit Line Margin Read Level Ant Factor Cable Loss Preamp Factor APos TPos Remark MHz dBuV/m dBuV/m dB dBuV dB/m dB dB cm deg 1 5854.00 64.35 113.08 -48.73 53.52 34.84 8.87 32.88 100 300 PEAK 2 5855.50 62.35 110.66 -48.31 51.52 34.84 8.87 32.88 100 300 PEAK 3 5924.13 50.32 68.84 -18.52 39.49 34.97 8.79 32.93 100 300 PEAK 4 5930.38 50.80 68.30 -17.50 39.98 34.98 8.78 32.94 100 300 PEAK	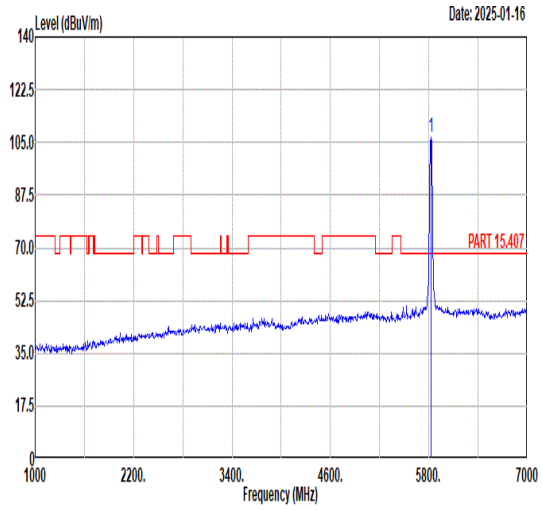 Freq Level Limit Line Margin Read Level Ant Factor Cable Loss Preamp Factor APos TPos Remark MHz dBuV/m dBuV/m dB dBuV dB/m dB dB cm deg 1 5825.00 106.66 ------ ------ 95.83 34.78 8.91 32.86 100 300 PEAK
Avg	Blank	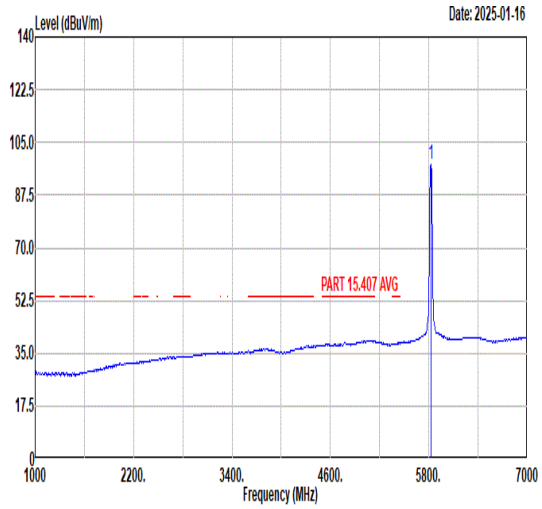 Freq Level Limit Line Margin Read Level Ant Factor Cable Loss Preamp Factor APos TPos Remark MHz dBuV/m dBuV/m dB dBuV dB/m dB dB cm deg 1 5825.00 97.50 ------ ------ 86.67 34.78 8.91 32.86 100 300 AVERAGE

Mode	38	
	Band Edge	
	U-NII-3_5.725-5.85_802.11ax HE20_CH165_Full RU_5825MHz	
ANT	6	
Pol.	Vertical	Fundamental
Peak	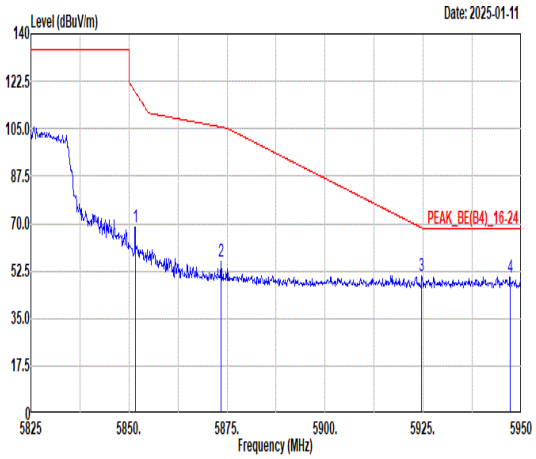 Freq Level Limit Line Margin Read Level Ant Factor Cable Loss Preamp Factor APos TPos Remark 1 5851.63 68.79 118.49 -49.70 57.96 34.83 8.88 32.88 300 243 PEAK 2 5873.38 56.15 105.65 -49.50 45.32 34.87 8.85 32.89 300 243 PEAK 3 5924.63 50.60 68.48 -17.88 39.77 34.97 8.79 32.93 300 243 PEAK 4 5947.13 50.41 68.30 -17.89 39.59 35.01 8.76 32.95 300 243 PEAK	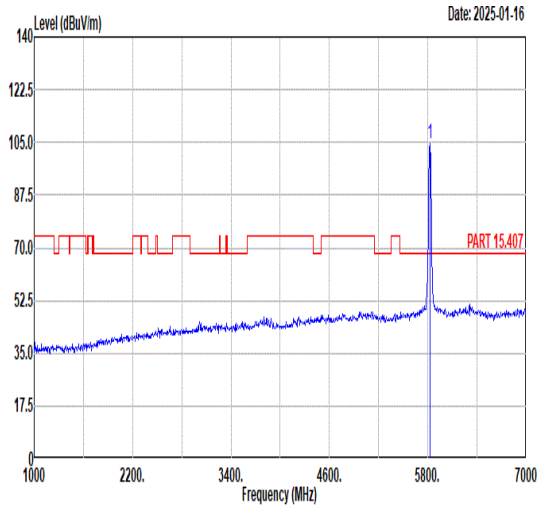 Freq Level Limit Line Margin Read Level Ant Factor Cable Loss Preamp Factor APos TPos Remark 1 5825.00 104.56 ------ ------ 93.73 34.78 8.91 32.86 300 243 PEAK
Avg	Blank	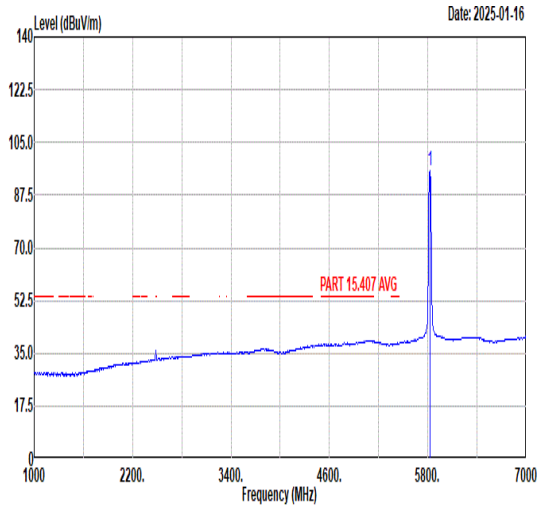 Freq Level Limit Line Margin Read Level Ant Factor Cable Loss Preamp Factor APos TPos Remark 1 5825.00 95.63 ------ ------ 84.80 34.78 8.91 32.86 300 243 AVERAGE

Mode	38	
	Harmonic	
	U-NII-3_5.725-5.85_802.11ax HE20_CH165_Full RU_5825MHz	
ANT	6	
Pol.	Horizontal	Vertical
Peak Avg	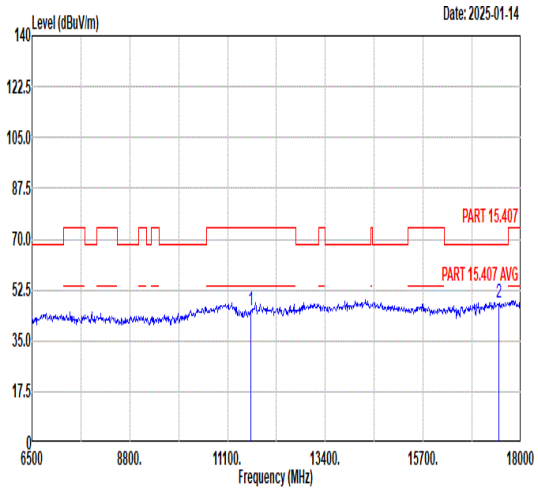 Freq Level Limit Line Margin Read Level Ant Factor Cable Loss Preamp Factor APos TPos Remark MHz dBuV/m dBuV/m dB dBuV dB/m dB dB cm deg 1 11650.00 45.50 74.00 -28.50 59.45 37.51 11.53 62.99 -- -- Peak 2 17475.00 48.03 68.30 -20.27 58.53 41.74 13.23 65.47 -- -- Peak	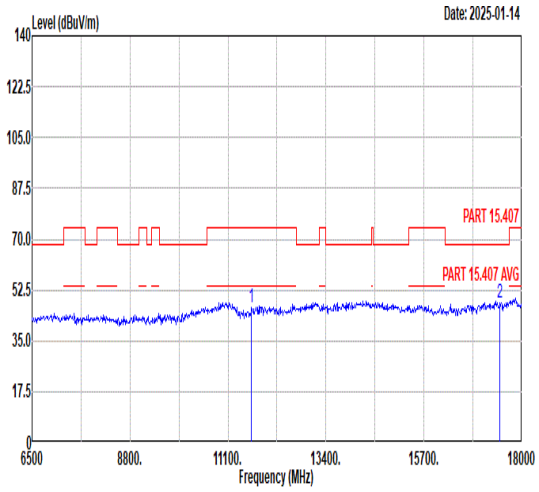 Freq Level Limit Line Margin Read Level Ant Factor Cable Loss Preamp Factor APos TPos Remark MHz dBuV/m dBuV/m dB dBuV dB/m dB dB cm deg 1 11650.00 46.70 74.00 -27.30 60.65 37.51 11.53 62.99 -- -- Peak 2 17475.00 48.13 68.30 -20.17 58.63 41.74 13.23 65.47 -- -- Peak

Mode	39	
	Band Edge - L	
	U-NII-3_5.725-5.85_802.11ax HE40_CH151_Full RU_5755MHz	
ANT	6	
Pol.	Horizontal	Fundamental
Peak	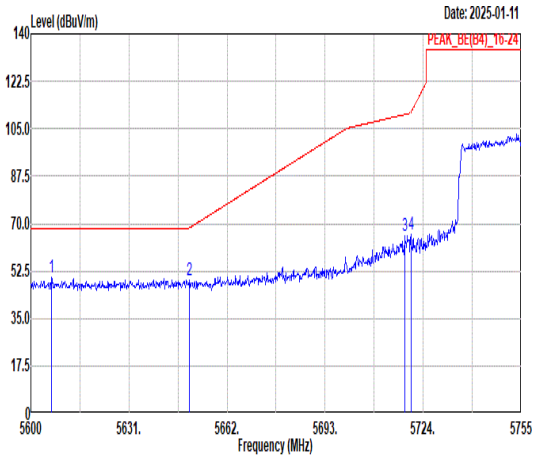 Freq Level Limit Line Margin Read Level Ant Factor Cable Loss Preamp Factor APos TPos Remark MHz dBuV/m dBuV/m dB dBuV dB/m dB dB cm deg 1 5606.51 49.97 68.30 -18.33 40.03 34.39 8.24 32.69 100 301 PEAK 2 5650.07 49.09 68.35 -19.26 38.95 34.46 8.40 32.72 100 301 PEAK 3 5718.11 65.62 110.27 -44.65 55.15 34.59 8.65 32.77 100 301 PEAK 4 5720.13 66.16 111.09 -44.93 55.69 34.59 8.66 32.78 100 301 PEAK	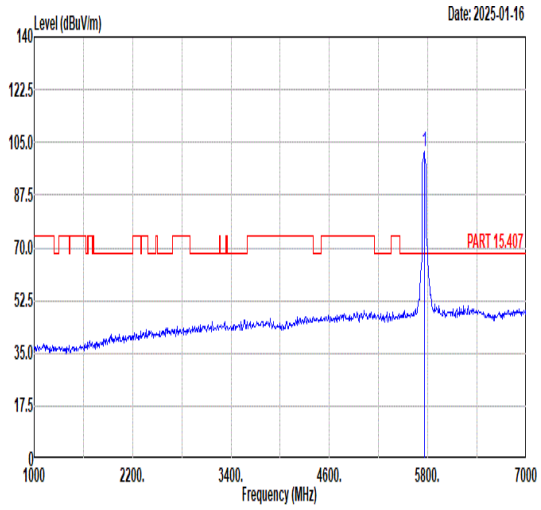 Freq Level Limit Line Margin Read Level Ant Factor Cable Loss Preamp Factor APos TPos Remark MHz dBuV/m dBuV/m dB dBuV dB/m dB dB cm deg 1 5755.00 101.71 ------ ------ 91.05 34.66 8.80 32.80 100 301 PEAK
Avg	Blank	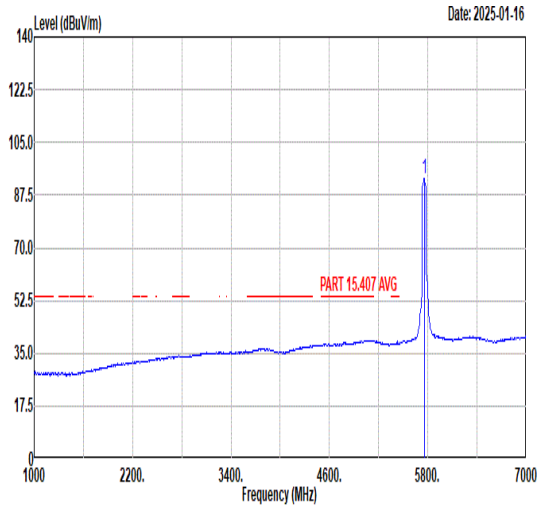 Freq Level Limit Line Margin Read Level Ant Factor Cable Loss Preamp Factor APos TPos Remark MHz dBuV/m dBuV/m dB dBuV dB/m dB dB cm deg 1 5755.00 93.23 ------ ------ 82.57 34.66 8.80 32.80 100 301 AVERAGE

Mode	39	
	Band Edge - R	
	U-NII-3_5.725-5.85_802.11ax HE40_CH151_Full RU_5755MHz	
ANT	6	
Pol.	Horizontal	Fundamental
Peak	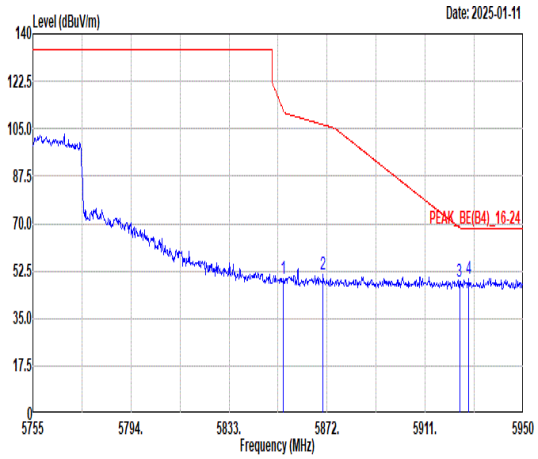 Freq Level Limit Line Margin Read Level Ant Factor Cable Loss Preamp Factor APos TPos Remark MHz dBuV/m dBuV/m dB dBuV dB/m dB dB cm deg 1 5854.65 49.47 111.61 -62.14 38.64 34.84 8.87 32.88 100 301 PEAK 2 5870.44 51.17 106.48 -55.31 40.34 34.87 8.85 32.89 100 301 PEAK 3 5924.65 48.73 68.46 -19.73 37.90 34.97 8.79 32.93 100 301 PEAK 4 5928.36 49.81 68.30 -18.49 38.99 34.97 8.79 32.94 100 301 PEAK	Blank

Mode	39	
	Band Edge - L	
	U-NII-3_5.725-5.85_802.11ax HE40_CH151_Full RU_5755MHz	
ANT	6	
Pol.	Vertical	Fundamental
Peak	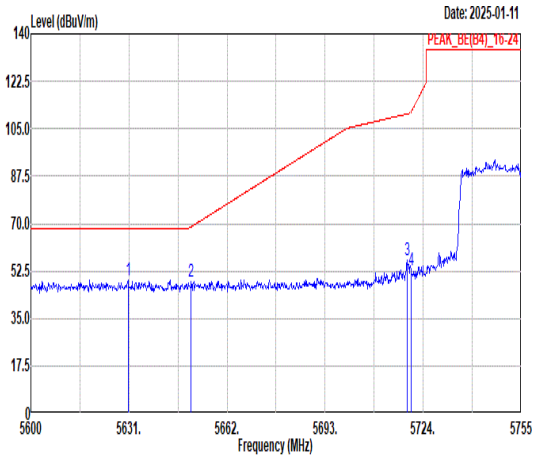 Freq Level Limit Line Margin Read Level Ant Factor Cable Loss Preamp Factor APos TPos Remark MHz dBuV/m dBuV/m dB dBuV dB/m dB dB cm deg 1 5630.69 49.37 68.30 -18.93 39.32 34.43 8.33 32.71 197 0 PEAK 2 5650.69 48.53 68.81 -20.28 38.38 34.47 8.40 32.72 197 0 PEAK 3 5718.89 56.28 110.49 -54.21 45.81 34.59 8.65 32.77 197 0 PEAK 4 5720.13 52.67 111.09 -58.42 42.20 34.59 8.66 32.78 197 0 PEAK	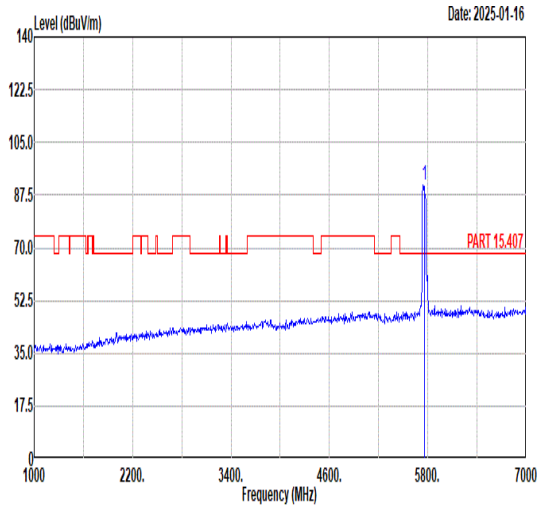 Freq Level Limit Line Margin Read Level Ant Factor Cable Loss Preamp Factor APos TPos Remark MHz dBuV/m dBuV/m dB dBuV dB/m dB dB cm deg 1 5755.00 90.81 ------ ------ 80.24 34.63 8.73 32.79 197 0 PEAK
Avg	Blank	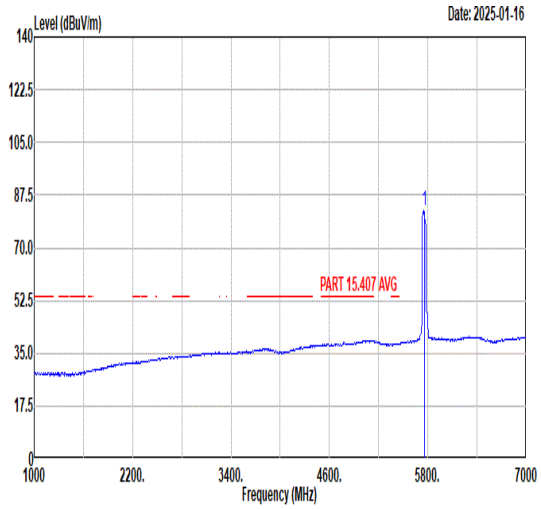 Freq Level Limit Line Margin Read Level Ant Factor Cable Loss Preamp Factor APos TPos Remark MHz dBuV/m dBuV/m dB dBuV dB/m dB dB cm deg 1 5755.00 82.38 ------ ------ 71.79 34.64 8.75 32.80 197 0 AVERAGE

Mode	39	
	Band Edge - R	
	U-NII-3_5.725-5.85_802.11ax HE40_CH151_Full RU_5755MHz	
ANT	6	
Pol.	Vertical	Fundamental
Peak	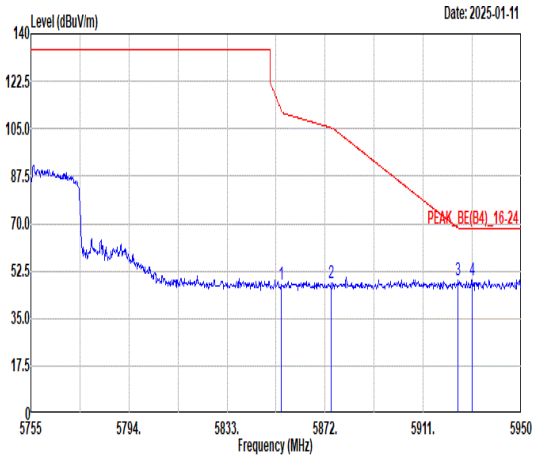 Freq Level Limit Line Margin Read Level Ant Factor Cable Loss Preamp Factor APos TPos Remark MHz dBuV/m dBuV/m dB dBuV dB/m dB dB cm deg 1 5854.65 47.58 111.61 -64.03 36.75 34.84 8.87 32.88 197 0 PEAK 2 5874.34 48.21 105.38 -57.17 37.38 34.87 8.85 32.89 197 0 PEAK 3 5924.85 48.87 68.31 -19.44 38.04 34.97 8.79 32.93 197 0 PEAK 4 5930.50 49.23 68.30 -19.07 38.41 34.98 8.78 32.94 197 0 PEAK	Blank

Mode	40	
	Band Edge - L	
	U-NII-3_5.725-5.85_802.11ax HE40_CH159_Full RU_5795MHz	
ANT	6	
Pol.	Horizontal	Fundamental
Peak	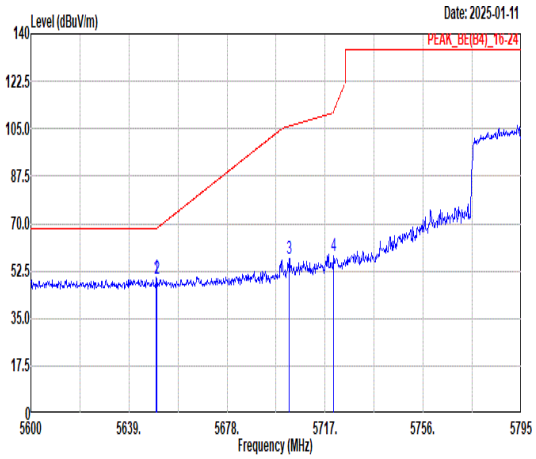 Freq Level Limit Line Margin Read Level Ant Factor Cable Loss Preamp Factor APos TPos Remark MHz dBuV/m dBuV/m dB dBuV dB/m dB dB cm deg 1 5649.92 49.93 68.30 -18.37 39.79 34.46 8.40 32.72 100 298 PEAK 2 5650.12 49.42 68.39 -18.97 39.28 34.46 8.40 32.72 100 298 PEAK 3 5702.77 57.23 105.98 -48.75 46.84 34.56 8.59 32.76 100 298 PEAK 4 5720.32 58.03 111.52 -53.49 47.56 34.59 8.66 32.78 100 298 PEAK	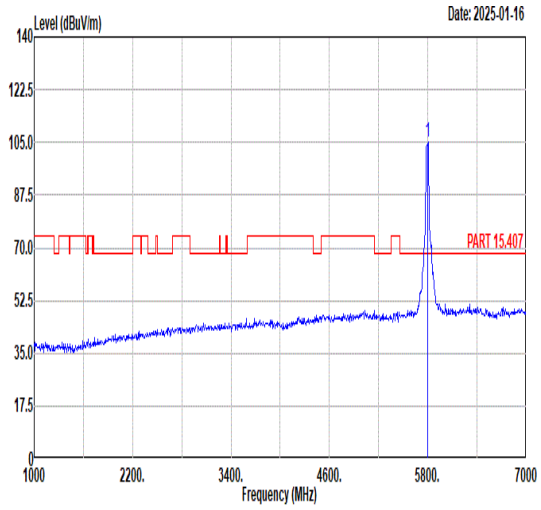 Freq Level Limit Line Margin Read Level Ant Factor Cable Loss Preamp Factor APos TPos Remark MHz dBuV/m dBuV/m dB dBuV dB/m dB dB cm deg 1 5795.00 105.06 ------ ------ 94.22 34.75 8.93 32.84 100 298 PEAK
Avg	Blank	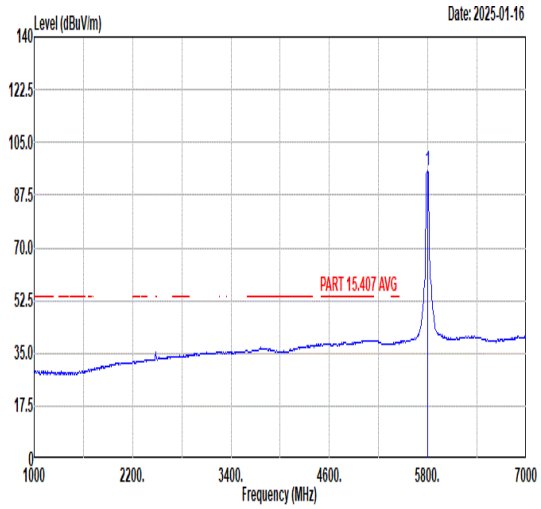 Freq Level Limit Line Margin Read Level Ant Factor Cable Loss Preamp Factor APos TPos Remark MHz dBuV/m dBuV/m dB dBuV dB/m dB dB cm deg 1 5795.00 95.76 ------ ------ 84.92 34.74 8.94 32.84 100 298 AVERAGE

Mode	40	
	Band Edge - R	
	U-NII-3_5.725-5.85_802.11ax HE40_CH159_Full RU_5795MHz	
ANT	6	
Pol.	Horizontal	Fundamental
Peak	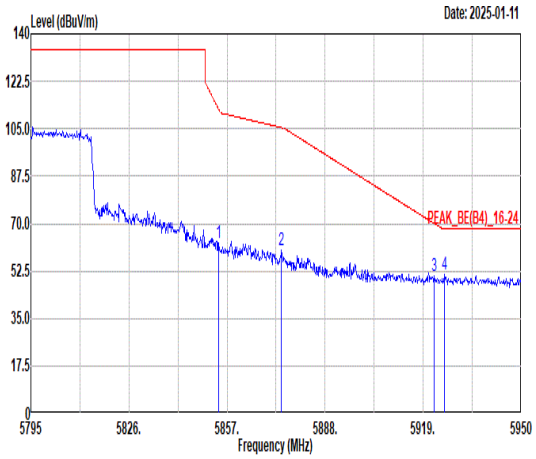 Freq Level Limit Line Margin Read Level Ant Factor Cable Loss Preamp Factor APos TPos Remark MHz dBuV/m dBuV/m dB dBuV dB/m dB dB cm deg 1 5854.37 62.66 112.25 -49.59 51.83 34.84 8.87 32.88 100 298 PEAK 2 5874.21 59.97 105.42 -45.45 49.14 34.87 8.85 32.89 100 298 PEAK 3 5922.57 50.94 69.99 -19.05 40.12 34.96 8.79 32.93 100 298 PEAK 4 5925.82 51.49 68.30 -16.81 40.66 34.97 8.79 32.93 100 298 PEAK	Blank

Mode	40	
	Band Edge - L	
	U-NII-3_5.725-5.85_802.11ax HE40_CH159_Full RU_5795MHz	
ANT	6	
Pol.	Vertical	Fundamental
Peak	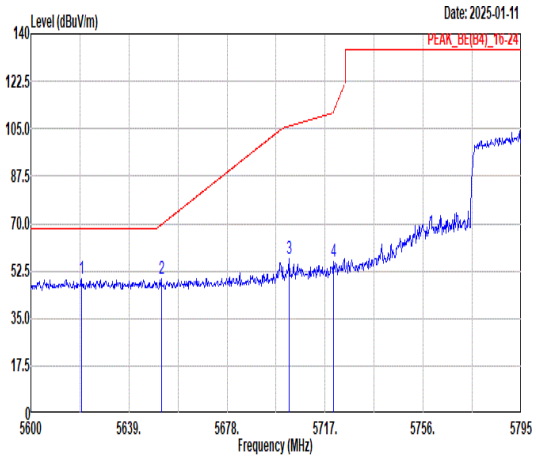 Freq Level Limit Line Margin Read Level Ant Factor Cable Loss Preamp Factor APos TPos Remark MHz dBuV/m dBuV/m dB dBuV dB/m dB dB cm deg 1 5620.09 49.55 68.30 -18.75 39.55 34.41 8.29 32.70 304 246 PEAK 2 5651.87 49.81 69.69 -19.88 39.66 34.47 8.40 32.72 304 246 PEAK 3 5702.57 56.99 105.92 -48.93 46.60 34.56 8.59 32.76 304 246 PEAK 4 5720.32 56.09 111.52 -55.43 45.62 34.59 8.66 32.78 304 246 PEAK	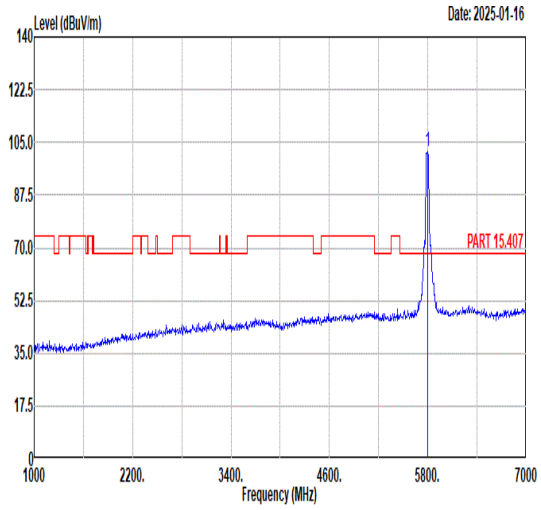 Freq Level Limit Line Margin Read Level Ant Factor Cable Loss Preamp Factor APos TPos Remark MHz dBuV/m dBuV/m dB dBuV dB/m dB dB cm deg 1 5795.00 101.73 ------ ------ 90.90 34.73 8.93 32.83 304 246 PEAK
Avg	Blank	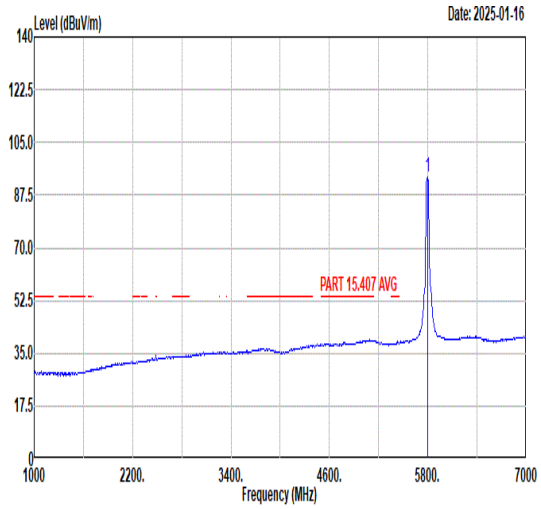 Freq Level Limit Line Margin Read Level Ant Factor Cable Loss Preamp Factor APos TPos Remark MHz dBuV/m dBuV/m dB dBuV dB/m dB dB cm deg 1 5795.00 93.27 ------ ------ 82.44 34.73 8.93 32.83 304 246 AVERAGE

Mode	40	
	Band Edge - R	
	U-NII-3_5.725-5.85_802.11ax HE40_CH159_Full RU_5795MHz	
ANT	6	
Pol.	Vertical	Fundamental
Peak	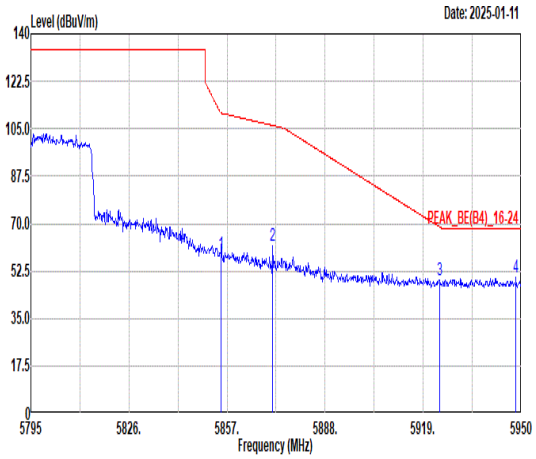 Freq Level Limit Line Margin Read Level Ant Factor Cable Loss Preamp Factor APos TPos Remark MHz dBuV/m dBuV/m dB dBuV dB/m dB dB cm deg 1 5854.99 58.90 110.83 -51.93 48.07 34.84 8.87 32.88 304 246 PEAK 2 5871.42 61.68 106.20 -44.52 50.85 34.87 8.85 32.89 304 246 PEAK 3 5924.27 49.16 68.74 -19.58 38.33 34.97 8.79 32.93 304 246 PEAK 4 5948.30 50.01 68.30 -18.29 39.19 35.01 8.76 32.95 304 246 PEAK	Blank

Mode	41	
	Band Edge - L	
	U-NII-3_5.725-5.85_802.11ax HE80_CH155_Full RU_5775MHz	
ANT	6	
Pol.	Horizontal	Fundamental
Peak	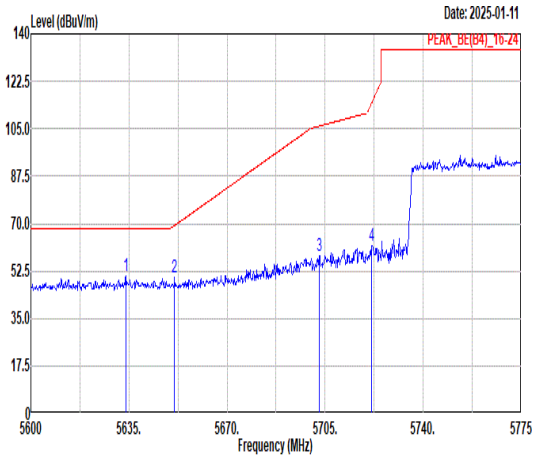 Freq Level Limit Line Margin Read Level Ant Factor Cable Loss Preamp Factor APos TPos Remark MHz dBuV/m dBuV/m dB dBuV dB/m dB dB cm deg 1 5633.95 50.57 68.30 -17.73 40.50 34.44 8.34 32.71 300 316 PEAK 2 5651.28 50.09 69.24 -19.15 39.94 34.47 8.40 32.72 300 316 PEAK 3 5702.90 58.19 106.01 -47.82 47.80 34.56 8.59 32.76 300 316 PEAK 4 5721.63 61.97 114.51 -52.54 51.49 34.60 8.66 32.78 300 316 PEAK	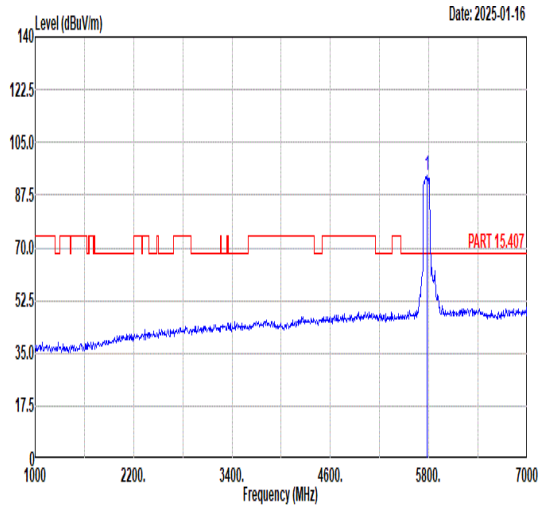 Freq Level Limit Line Margin Read Level Ant Factor Cable Loss Preamp Factor APos TPos Remark MHz dBuV/m dBuV/m dB dBuV dB/m dB dB cm deg 1 5775.00 94.17 ------ ------ 83.44 34.69 8.86 32.82 300 316 PEAK
Avg	Blank	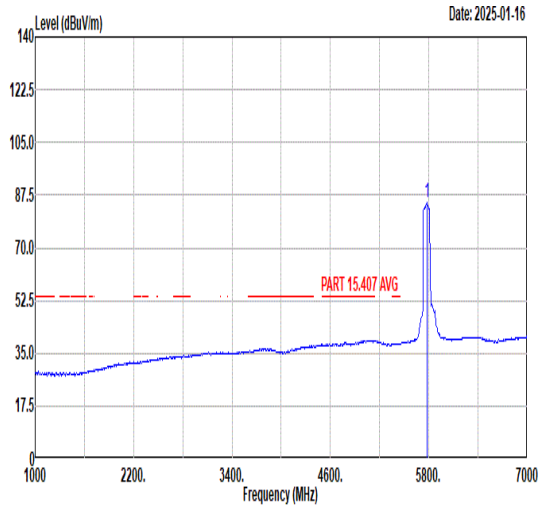 Freq Level Limit Line Margin Read Level Ant Factor Cable Loss Preamp Factor APos TPos Remark MHz dBuV/m dBuV/m dB dBuV dB/m dB dB cm deg 1 5775.00 85.16 ------ ------ 74.43 34.69 8.86 32.82 300 316 AVERAGE

Mode	41	
	Band Edge - R	
	U-NII-3_5.725-5.85_802.11ax HE80_CH155_Full RU_5775MHz	
ANT	6	
Pol.	Horizontal	Fundamental
Peak	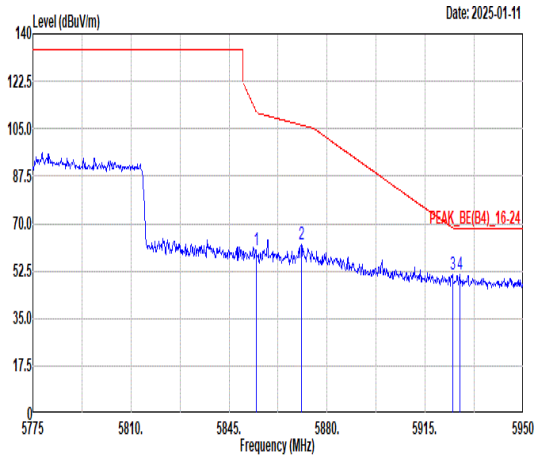 Freq Level Limit Line Margin Read Level Ant Factor Cable Loss Preamp Factor APos TPos Remark MHz dBuV/m dBuV/m dB dBuV dB/m dB dB cm deg 1 5854.63 60.18 111.65 -51.47 49.35 34.84 8.87 32.88 300 316 PEAK 2 5870.73 62.35 106.40 -44.05 51.52 34.87 8.85 32.89 300 316 PEAK 3 5924.80 51.05 68.35 -17.30 40.22 34.97 8.79 32.93 300 316 PEAK 4 5927.43 51.07 68.30 -17.23 40.24 34.97 8.79 32.93 300 316 PEAK	Blank

Mode	41	
	Band Edge - L	
	U-NII-3_5.725-5.85_802.11ax HE80_CH155_Full RU_5775MHz	
ANT	6	
Pol.	Vertical	Fundamental
Peak	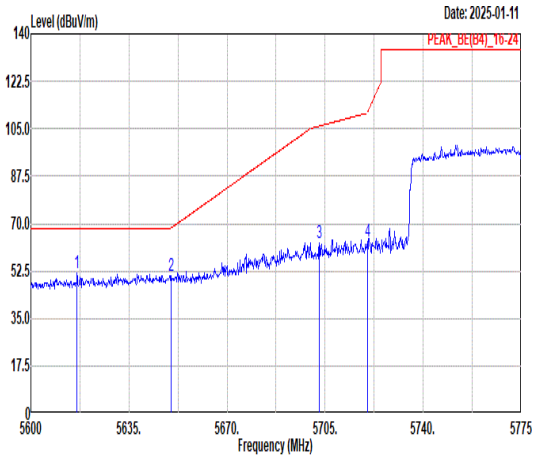 Freq Level Limit Line Margin Read Level Ant Factor Cable Loss Preamp Factor APos TPos Remark MHz dBuV/m dBuV/m dB dBuV dB/m dB dB cm deg 1 5616.45 51.62 68.30 -16.68 41.65 34.40 8.27 32.70 314 252 PEAK 2 5650.05 50.71 68.34 -17.63 40.57 34.46 8.40 32.72 314 252 PEAK 3 5702.90 62.89 106.01 -43.12 52.50 34.56 8.59 32.76 314 252 PEAK 4 5720.05 63.64 110.91 -47.27 53.17 34.59 8.66 32.78 314 252 PEAK	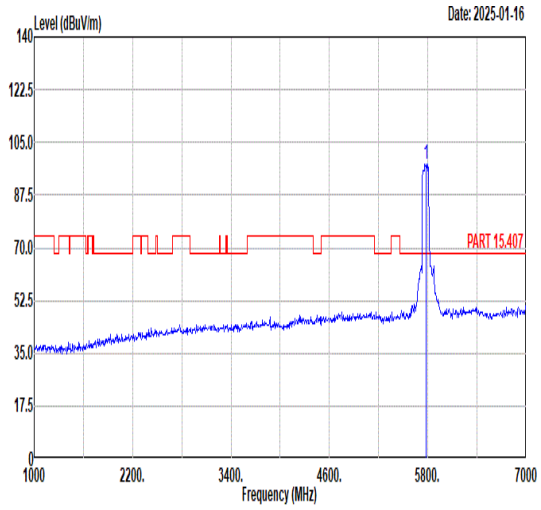 Freq Level Limit Line Margin Read Level Ant Factor Cable Loss Preamp Factor APos TPos Remark MHz dBuV/m dBuV/m dB dBuV dB/m dB dB cm deg 1 5775.00 97.97 ------ ------ 87.14 34.73 8.93 32.83 314 252 PEAK
Avg	Blank	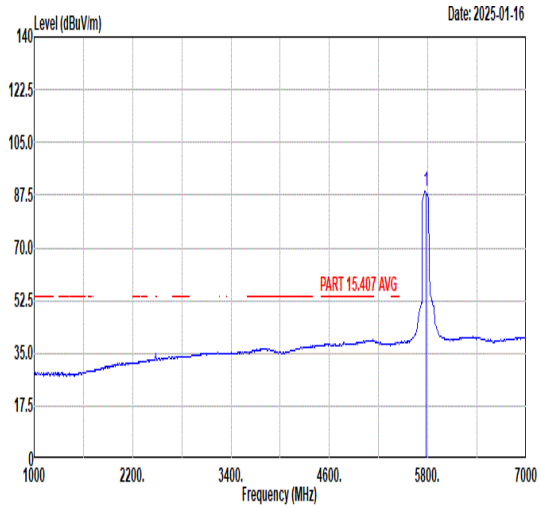 Freq Level Limit Line Margin Read Level Ant Factor Cable Loss Preamp Factor APos TPos Remark MHz dBuV/m dBuV/m dB dBuV dB/m dB dB cm deg 1 5775.00 88.73 ------ ------ 78.02 34.68 8.84 32.81 314 252 AVERAGE

Mode	41	
	Band Edge - R	
	U-NII-3_5.725-5.85_802.11ax HE80_CH155_Full RU_5775MHz	
ANT	6	
Pol.	Vertical	Fundamental
Peak	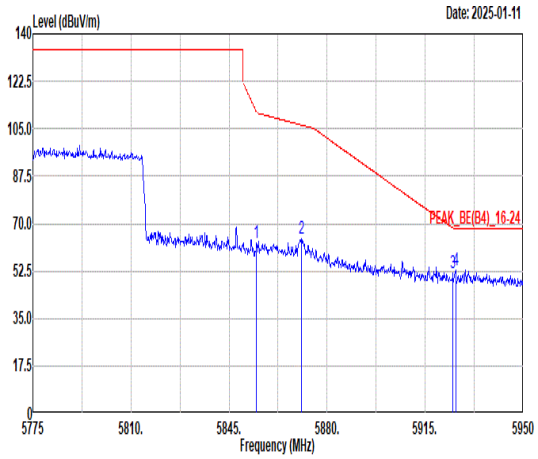 Freq Level Limit Line Margin Read Level Ant Factor Cable Loss Preamp Factor APos TPos Remark MHz dBuV/m dBuV/m dB dBuV dB/m dB dB cm deg 1 5854.80 62.93 111.26 -48.33 52.10 34.84 8.87 32.88 314 252 PEAK 2 5870.73 64.24 106.40 -42.16 53.41 34.87 8.85 32.89 314 252 PEAK 3 5924.98 51.56 68.22 -16.66 40.73 34.97 8.79 32.93 314 252 PEAK 4 5925.85 52.68 68.30 -15.62 41.85 34.97 8.79 32.93 314 252 PEAK	Blank

Mode	41	
	Harmonic	
	U-NII-3_5.725-5.85_802.11ax HE80_CH155_Full RU_5775MHz	
ANT	6	
Pol.	Horizontal	Vertical
Peak Avg	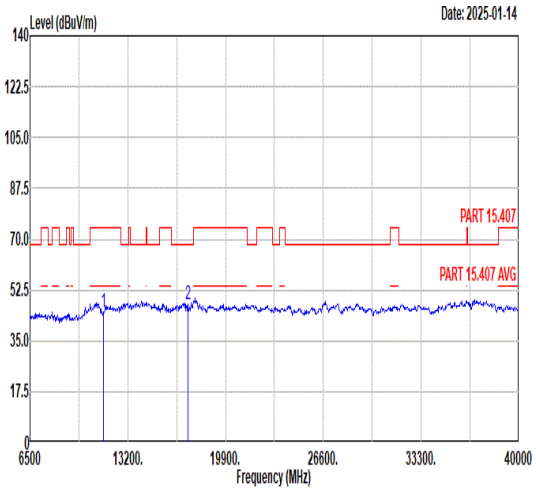 Freq Level Limit Line Margin Read Level Ant Factor Cable Loss Preamp Factor APos TPos Remark MHz dBuV/m dBuV/m dB dBuV dB/m dB dB cm deg 1 11550.00 44.92 74.00 -29.08 59.15 37.22 11.48 62.93 -- -- Peak 2 17325.00 47.45 68.30 -20.85 58.18 41.44 13.19 65.36 -- -- Peak	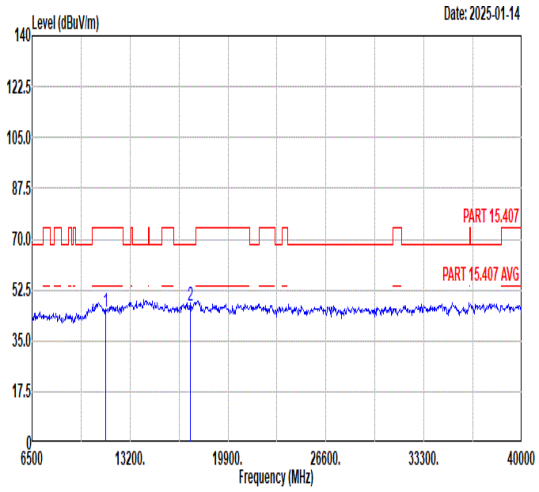 Freq Level Limit Line Margin Read Level Ant Factor Cable Loss Preamp Factor APos TPos Remark MHz dBuV/m dBuV/m dB dBuV dB/m dB dB cm deg 1 11550.00 45.03 74.00 -28.97 59.26 37.22 11.48 62.93 -- -- Peak 2 17325.00 47.12 68.30 -21.18 57.85 41.44 13.19 65.36 -- -- Peak

Mode	42	
	Band Edge	
	U-NII-3_5.725-5.85_802.11ax HE20_CH149_Partial_RU 52/37_5745MHz	
ANT	6	
Pol.	Horizontal	Fundamental
Peak	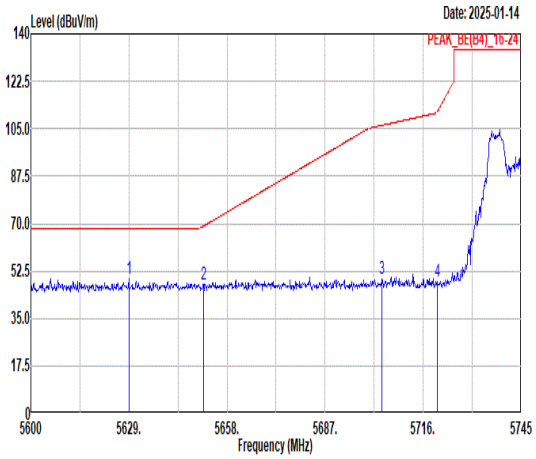 Freq Level Limit Line Margin Read Level Ant Factor Cable Loss Preamp Factor APos TPos Remark MHz dBuV/m dBuV/m dB dBuV dB/m dB dB cm deg 1 5629.00 49.66 68.30 -18.64 39.62 34.43 8.32 32.71 100 289 PEAK 2 5651.04 47.74 69.07 -21.33 37.59 34.47 8.40 32.72 100 289 PEAK 3 5703.82 49.68 106.27 -56.59 39.28 34.56 8.60 32.76 100 289 PEAK 4 5720.21 48.82 111.27 -62.45 38.35 34.59 8.66 32.78 100 289 PEAK	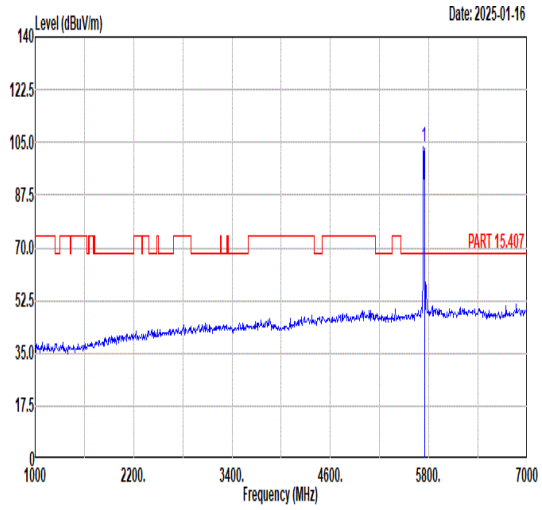 Freq Level Limit Line Margin Read Level Ant Factor Cable Loss Preamp Factor APos TPos Remark MHz dBuV/m dBuV/m dB dBuV dB/m dB dB cm deg 1 5745.00 103.48 ------ ------ 92.94 34.62 8.71 32.79 100 289 PEAK
Avg	Blank	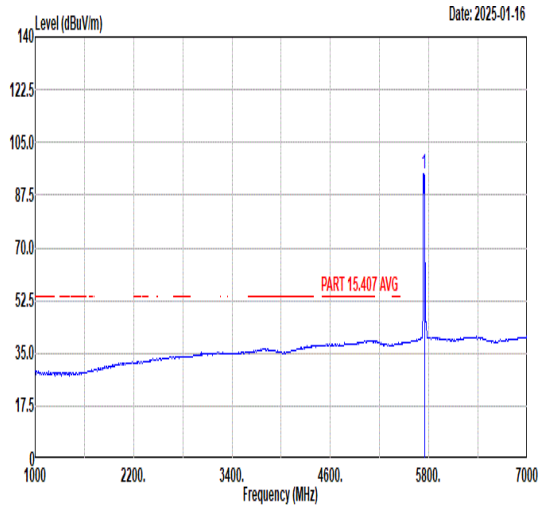 Freq Level Limit Line Margin Read Level Ant Factor Cable Loss Preamp Factor APos TPos Remark MHz dBuV/m dBuV/m dB dBuV dB/m dB dB cm deg 1 5745.00 94.50 ------ ------ 83.96 34.62 8.71 32.79 100 289 AVERAGE

Mode	42	
	Band Edge	
	U-NII-3_5.725-5.85_802.11ax HE20_CH149_Partial_RU 52/37_5745MHz	
ANT	6	
Pol.	Vertical	Fundamental
Peak	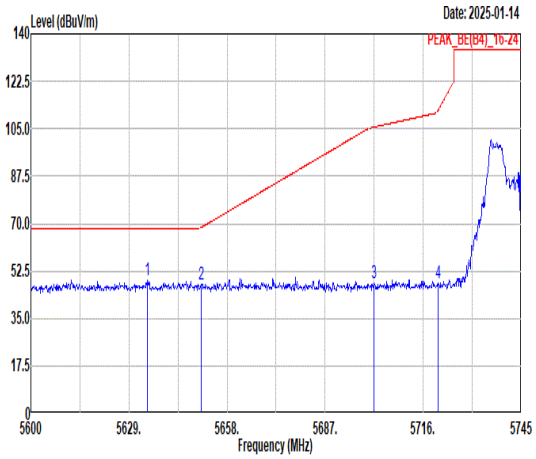 Freq Level Limit Line Margin Read Level Ant Factor Cable Loss Preamp Factor APos TPos Remark MHz dBuV/m dBuV/m dB dBuV dB/m dB dB cm deg 1 5634.51 49.30 68.30 -19.00 39.23 34.44 8.34 32.71 400 270 PEAK 2 5650.32 47.50 68.53 -21.03 37.35 34.47 8.40 32.72 400 270 PEAK 3 5701.50 48.27 105.62 -57.35 37.88 34.56 8.59 32.76 400 270 PEAK 4 5720.50 48.01 111.93 -63.92 37.54 34.59 8.66 32.78 400 270 PEAK	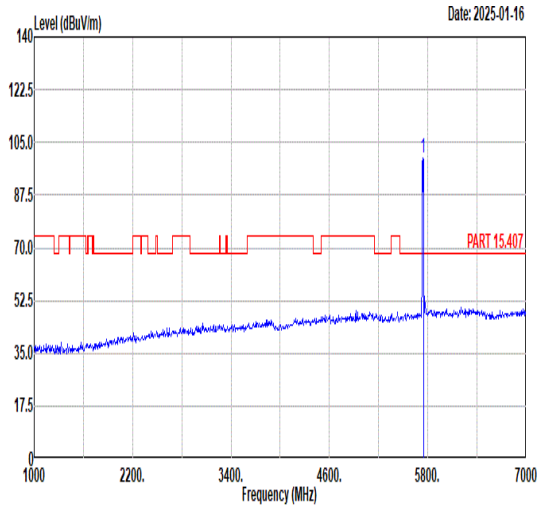 Freq Level Limit Line Margin Read Level Ant Factor Cable Loss Preamp Factor APos TPos Remark MHz dBuV/m dBuV/m dB dBuV dB/m dB dB cm deg 1 5745.00 100.06 ------ ------ 89.49 34.63 8.73 32.79 400 270 PEAK
Avg	Blank	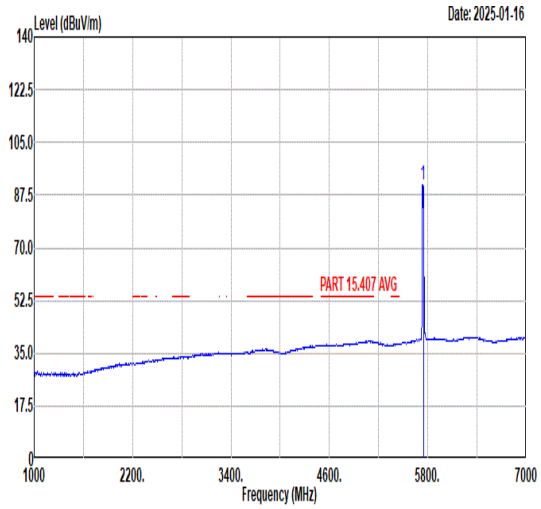 Freq Level Limit Line Margin Read Level Ant Factor Cable Loss Preamp Factor APos TPos Remark MHz dBuV/m dBuV/m dB dBuV dB/m dB dB cm deg 1 5745.00 90.97 ------ ------ 80.43 34.62 8.71 32.79 400 270 AVERAGE

Mode	43	
	Band Edge	
	U-NII-3_5.725-5.85_802.11ax HE20_CH165_Partial_RU 52/40_5825MHz	
ANT	6	
Pol.	Horizontal	Fundamental
Peak	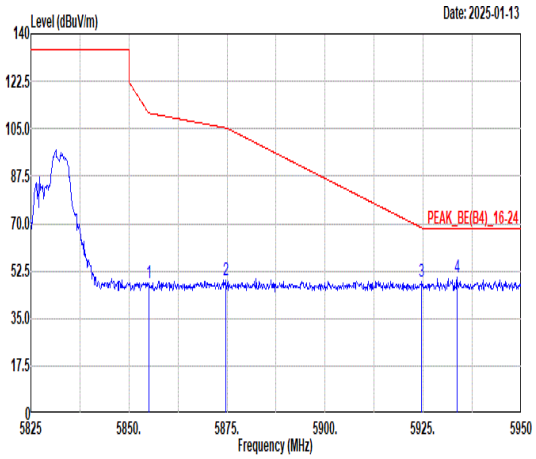 Freq Level Limit Line Margin Read Level Ant Factor Cable Loss Preamp Factor APos TPos Remark MHz dBuV/m dBuV/m dB dBuV dB/m dB dB cm deg 1 5855.00 48.17 110.80 -62.63 37.34 34.84 8.87 32.88 200 312 PEAK 2 5874.75 49.02 105.27 -56.25 38.18 34.88 8.85 32.89 200 312 PEAK 3 5924.63 48.52 68.48 -19.96 37.69 34.97 8.79 32.93 200 312 PEAK 4 5933.63 49.97 68.30 -18.33 39.15 34.98 8.78 32.94 200 312 PEAK	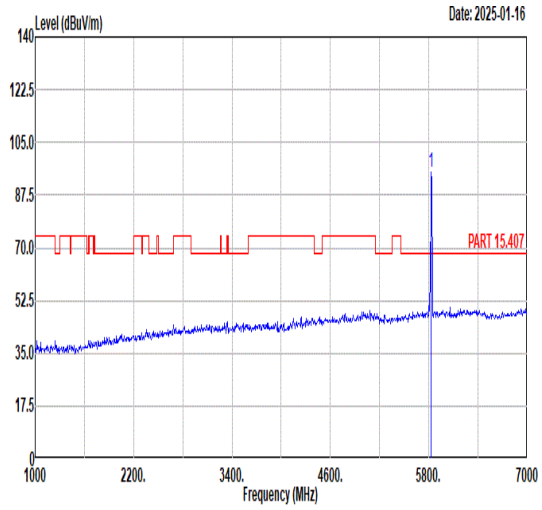 Freq Level Limit Line Margin Read Level Ant Factor Cable Loss Preamp Factor APos TPos Remark MHz dBuV/m dBuV/m dB dBuV dB/m dB dB cm deg 1 5825.00 95.25 ------ ------ 84.42 34.79 8.90 32.86 200 312 PEAK
Avg	Blank	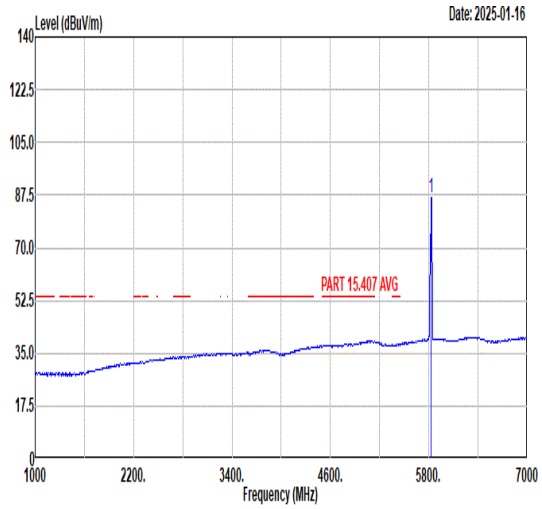 Freq Level Limit Line Margin Read Level Ant Factor Cable Loss Preamp Factor APos TPos Remark MHz dBuV/m dBuV/m dB dBuV dB/m dB dB cm deg 1 5825.00 86.76 ------ ------ 75.93 34.79 8.90 32.86 200 312 AVERAGE

Mode	43	
	Band Edge	
	U-NII-3_5.725-5.85_802.11ax HE20_CH165_Partial_RU 52/40_5825MHz	
ANT	6	
Pol.	Vertical	Fundamental
Peak	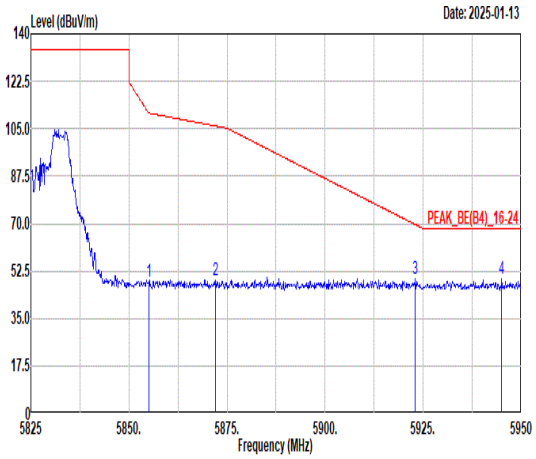 Freq Level Limit Line Margin Read Level Ant Factor Cable Loss Preamp Factor APos TPos Remark MHz dBuV/m dBuV/m dB dBuV dB/m dB dB cm deg 1 5855.00 48.82 110.80 -61.98 37.99 34.84 8.87 32.88 300 248 PEAK 2 5872.13 49.22 106.00 -56.78 38.39 34.87 8.85 32.89 300 248 PEAK 3 5923.00 49.43 69.67 -20.24 38.61 34.96 8.79 32.93 300 248 PEAK 4 5945.00 49.42 68.30 -18.88 38.60 35.00 8.77 32.95 300 248 PEAK	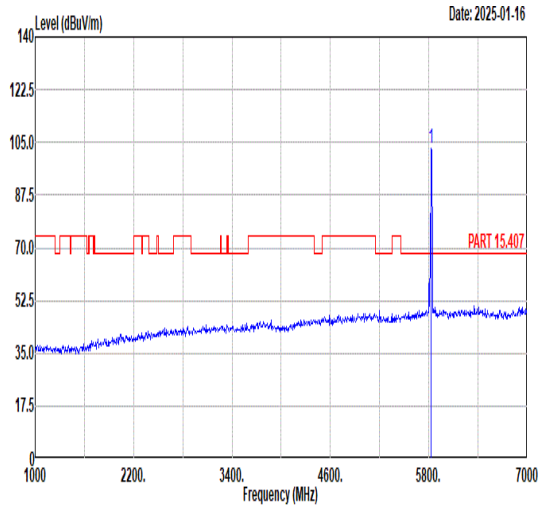 Freq Level Limit Line Margin Read Level Ant Factor Cable Loss Preamp Factor APos TPos Remark MHz dBuV/m dBuV/m dB dBuV dB/m dB dB cm deg 1 5825.00 103.03 ------ ------ 92.20 34.79 8.90 32.86 300 248 PEAK
Avg	Blank	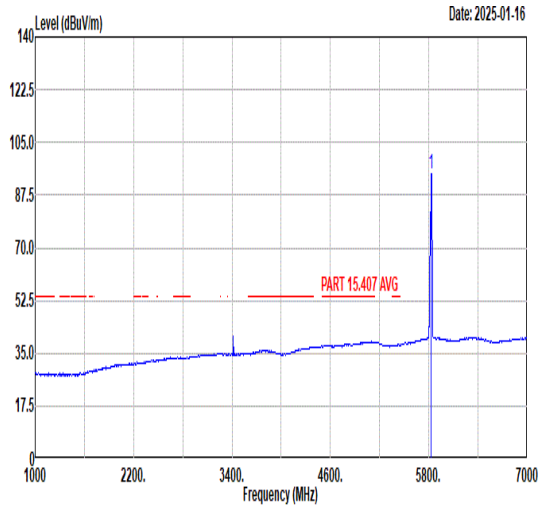 Freq Level Limit Line Margin Read Level Ant Factor Cable Loss Preamp Factor APos TPos Remark MHz dBuV/m dBuV/m dB dBuV dB/m dB dB cm deg 1 5825.00 94.79 ------ ------ 83.96 34.80 8.89 32.86 300 248 AVERAGE

Mode	44	
	Band Edge	
	Straddle channels_5.47-5.725_802.11ax HE20_CH144_5720MHz	
ANT	6	
Pol.	Horizontal	Fundamental
Peak	Blank	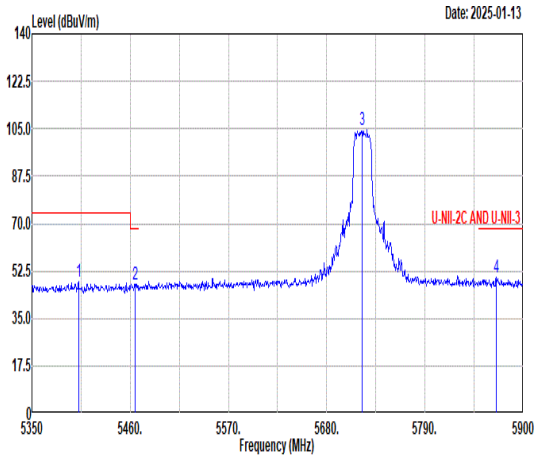 Freq Level Limit Line Margin Read Level Ant Factor Cable Loss Preamp Factor APos TPos Remark MHz dBuV/m dBuV/m dB dBuV dB/m dB dB cm deg 1 5402.25 48.78 74.00 -25.22 38.81 34.14 8.47 32.64 100 62 Peak 2 5465.50 47.79 68.30 -20.51 37.82 34.18 8.40 32.61 100 62 Peak 3 5720.00 104.45 ------ ------ 93.98 34.59 8.66 32.78 100 62 Peak 4 5869.75 50.09 68.30 -18.21 39.26 34.87 8.85 32.89 100 62 Peak
Avg	Blank	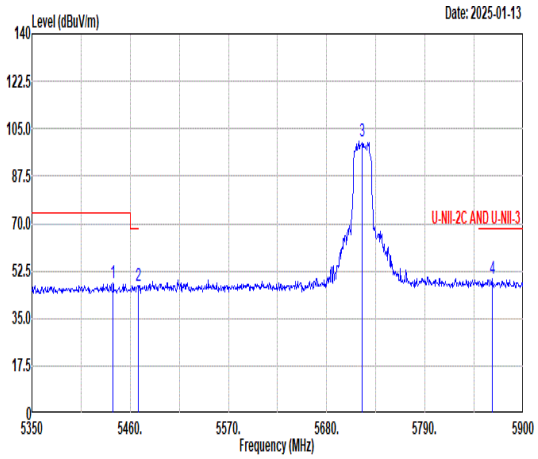 Freq Level Limit Line Margin Read Level Ant Factor Cable Loss Preamp Factor APos TPos Remark MHz dBuV/m dBuV/m dB dBuV dB/m dB dB cm deg 1 5440.75 47.89 74.00 -26.11 37.91 34.16 8.44 32.62 104 37 Peak 2 5468.80 47.05 68.30 -21.25 37.08 34.18 8.40 32.61 104 37 Peak 3 5720.00 100.52 ------ ------ 90.05 34.59 8.66 32.78 104 37 Peak 4 5865.35 49.68 68.30 -18.62 38.85 34.86 8.86 32.89 104 37 Peak

Mode	44	
	Band Edge	
	Straddle channels_5.47-5.725_802.11ax HE20_CH144_5720MHz	
ANT	6	
Pol.	Vertical	Fundamental
Peak	Blank	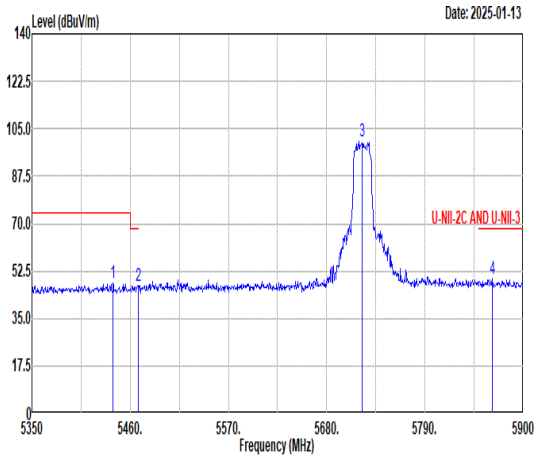 Freq Level Limit Line Margin Read Level Ant Factor Cable Loss Preamp Factor APos TPos Remark MHz dBuV/m dBuV/m dB dBuV dB/m dB dB cm deg 1 5440.75 47.89 74.00 -26.11 37.91 34.16 8.44 32.62 104 37 Peak 2 5468.80 47.05 68.30 -21.25 37.08 34.18 8.40 32.61 104 37 Peak 3 5720.00 100.52 ------ ------ 90.05 34.59 8.66 32.78 104 37 Peak 4 5865.35 49.68 68.30 -18.62 38.85 34.86 8.86 32.89 104 37 Peak
Avg	Blank	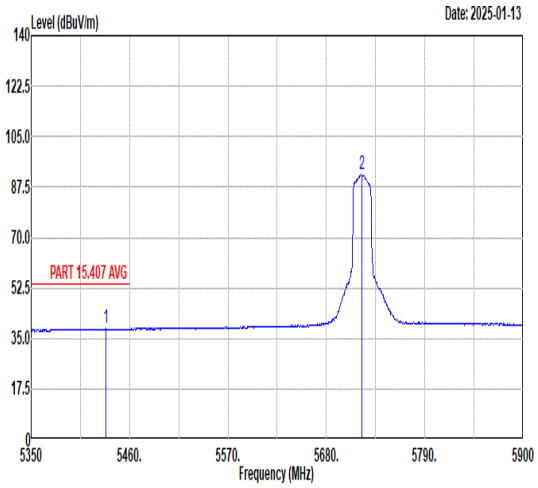 Freq Level Limit Line Margin Read Level Ant Factor Cable Loss Preamp Factor APos TPos Remark MHz dBuV/m dBuV/m dB dBuV dB/m dB dB cm deg 1 5433.60 38.34 54.00 -15.66 28.36 34.16 8.44 32.62 104 37 Peak 2 5720.00 91.82 ------ ------ 81.35 34.59 8.66 32.78 104 37 Average

Mode	51	
	Harmonic	
	Straddle channels_5.47-5.725_802.11ax HE20_CH144_5720MHz	
ANT	6	
Pol.	Horizontal	Vertical
Peak Avg	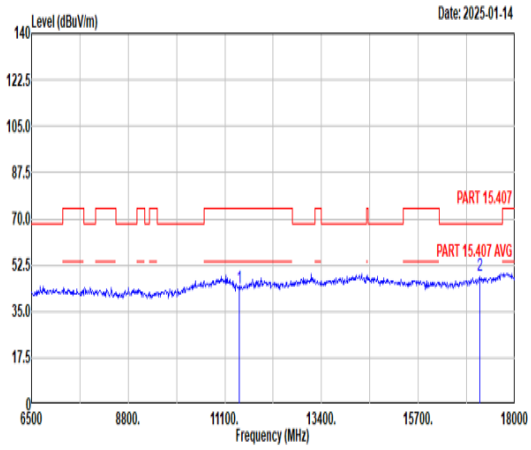 Freq Level Limit Line Margin Read Level Ant Factor Cable Loss Preamp Factor APos TPos Remark MHz dBuV/m dBuV/m dB dBuV dB/m dB dB cm deg 1 11440.00 44.05 74.00 -29.95 58.29 37.28 11.42 62.94 157 285 Peak 2 17160.00 48.69 68.30 -19.61 59.64 41.12 13.16 65.23 165 246 Peak	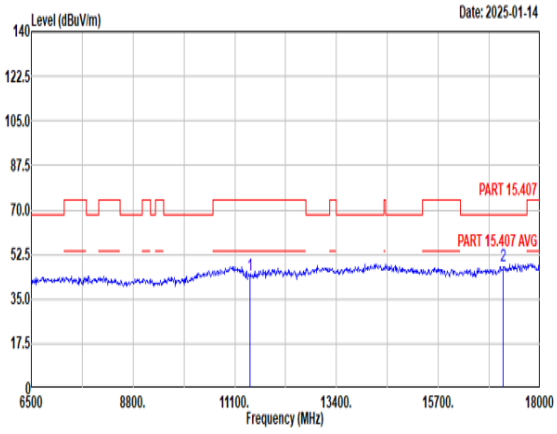 Freq Level Limit Line Margin Read Level Ant Factor Cable Loss Preamp Factor APos TPos Remark MHz dBuV/m dBuV/m dB dBuV dB/m dB dB cm deg 1 11440.00 44.37 74.00 -29.63 58.61 37.28 11.42 62.94 122 291 Peak 2 17160.00 48.07 68.30 -20.23 59.02 41.12 13.16 65.23 153 102 Peak

Mode	45	
	Band Edge	
	Straddle channels_5.47-5.725_802.11ax HE40_CH142_5710MHz	
ANT	6	
Pol.	Vertical	Fundamental
Peak	Blank	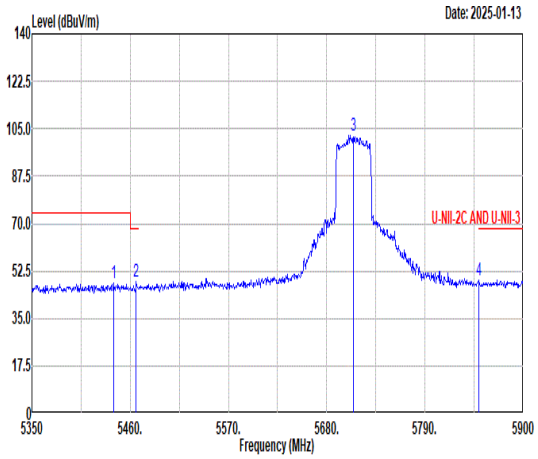 Freq Level Limit Line Margin Read Level Ant Factor Cable Loss Preamp Factor APos TPos Remark MHz dBuV/m dBuV/m dB dBuV dB/m dB dB cm deg 1 5441.30 48.13 74.00 -25.87 38.16 34.16 8.43 32.62 100 62 Peak 2 5466.60 48.43 68.30 -19.87 38.46 34.18 8.40 32.61 100 62 Peak 3 5710.00 102.57 ------ ------ 92.15 34.57 8.62 32.77 100 62 Peak 4 5850.50 49.17 68.30 -19.13 38.34 34.83 8.88 32.88 100 62 Peak
Avg	Blank	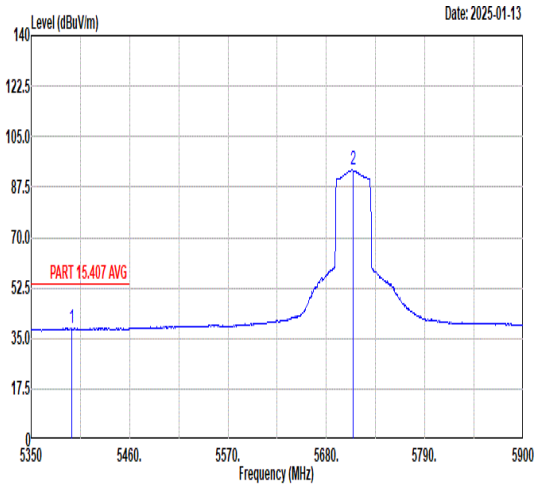 Freq Level Limit Line Margin Read Level Ant Factor Cable Loss Preamp Factor APos TPos Remark MHz dBuV/m dBuV/m dB dBuV dB/m dB dB cm deg 1 5395.10 38.54 54.00 -15.46 28.59 34.14 8.45 32.64 100 62 Peak 2 5710.00 93.46 ------ ------ 83.04 34.57 8.62 32.77 100 62 Average

Mode	45	
	Band Edge	
	Straddle channels_5.47-5.725_802.11ax HE40_CH142_5710MHz	
ANT	6	
Pol.	Vertical	Fundamental
Peak	Blank	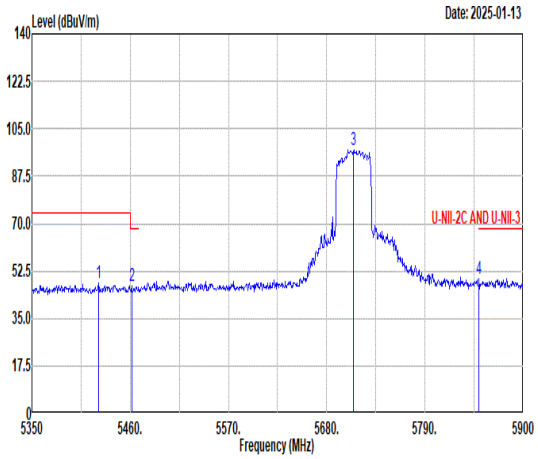 Freq Level Limit Line Margin Read Level Ant Factor Cable Loss Preamp Factor APos TPos Remark MHz dBuV/m dBuV/m dB dBuV dB/m dB dB cm deg 1 5424.25 47.88 74.00 -26.12 37.90 34.15 8.46 32.63 105 38 Peak 2 5461.65 46.95 68.30 -21.35 36.98 34.17 8.41 32.61 105 38 Peak 3 5710.00 97.11 ------ ------ 86.69 34.57 8.62 32.77 105 38 Peak 4 5850.50 49.91 68.30 -18.39 39.08 34.83 8.88 32.88 105 38 Peak
Avg	Blank	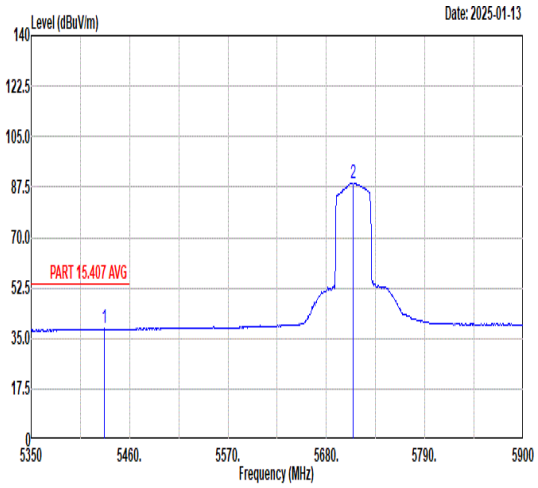 Freq Level Limit Line Margin Read Level Ant Factor Cable Loss Preamp Factor APos TPos Remark MHz dBuV/m dBuV/m dB dBuV dB/m dB dB cm deg 1 5431.40 38.36 54.00 -15.64 28.37 34.16 8.45 32.62 105 38 Peak 2 5710.00 88.93 ------ ------ 78.51 34.57 8.62 32.77 105 38 Average

Mode	46	
	Band Edge	
	Straddle channels_5.47-5.725_802.11ax HE80_CH138_5690MHz	
ANT	6	
Pol.	Horizontal	Vertical
Peak	Blank	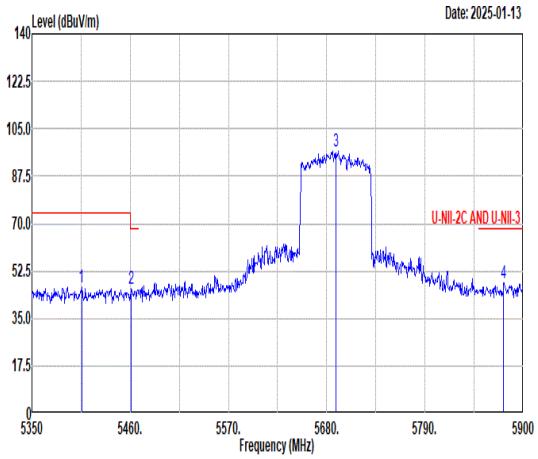 Freq Level Limit Line Margin Read Level Ant Factor Cable Loss Preamp Factor APos TPos Remark MHz dBuV/m dBuV/m dB dBuV dB/m dB dB cm deg 1 5405.55 46.40 74.00 -27.60 36.41 34.14 8.48 32.63 110 57 Peak 2 5461.10 46.01 68.30 -22.29 36.04 34.17 8.41 32.61 110 57 Peak 3 5690.00 96.71 ------ ------ 86.38 34.54 8.54 32.75 110 57 Peak 4 5878.00 48.00 68.30 -20.30 37.18 34.88 8.84 32.90 110 57 Peak
Avg	Blank	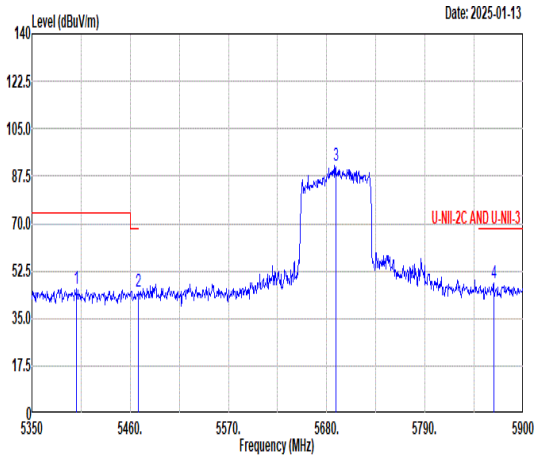 Freq Level Limit Line Margin Read Level Ant Factor Cable Loss Preamp Factor APos TPos Remark MHz dBuV/m dBuV/m dB dBuV dB/m dB dB cm deg 1 5400.05 45.82 74.00 -28.18 35.86 34.14 8.46 32.64 103 34 Peak 2 5468.80 44.95 68.30 -23.35 34.98 34.18 8.40 32.61 103 34 Peak 3 5690.00 91.34 ------ ------ 81.01 34.54 8.54 32.75 103 34 Peak 4 5867.00 47.93 68.30 -20.37 37.10 34.86 8.86 32.89 103 34 Peak

Mode	46	
	Band Edge	
	Straddle channels_5.47-5.725_802.11ax HE80_CH138_5690MHz	
ANT	6	
Pol.	Vertical	Vertical
Peak	Blank	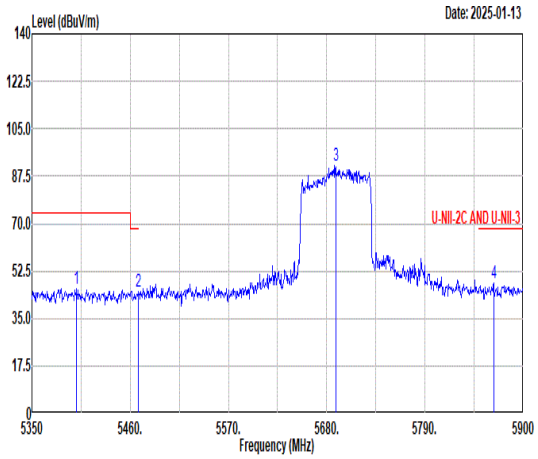 Freq Level Limit Line Margin Read Level Ant Factor Cable Loss Preamp Factor APos TPos Remark MHz dBuV/m dBuV/m dB dBuV dB/m dB dB cm deg 1 5400.05 45.82 74.00 -28.18 35.86 34.14 8.46 32.64 103 34 Peak 2 5468.80 44.95 68.30 -23.35 34.98 34.18 8.40 32.61 103 34 Peak 3 5690.00 91.34 ------ ------ 81.01 34.54 8.54 32.75 103 34 Peak 4 5867.00 47.93 68.30 -20.37 37.10 34.86 8.86 32.89 103 34 Peak
Avg	Blank	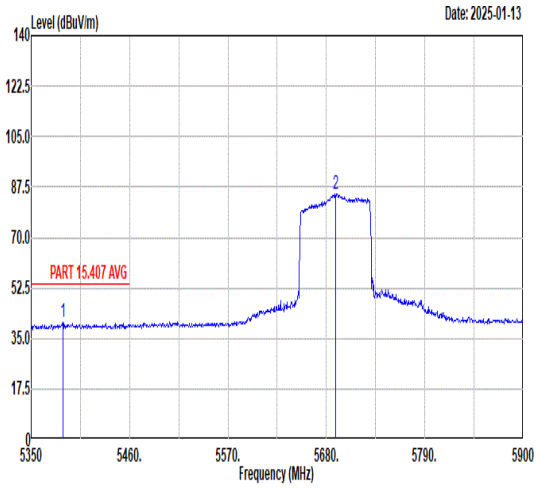 Freq Level Limit Line Margin Read Level Ant Factor Cable Loss Preamp Factor APos TPos Remark MHz dBuV/m dBuV/m dB dBuV dB/m dB dB cm deg 1 5385.20 40.66 54.00 -13.34 30.75 34.13 8.42 32.64 103 34 Peak 2 5690.00 85.08 ------ ------ 74.75 34.54 8.54 32.75 103 34 Average

Mode	47	
	30M~1G_LF	
	U-NII-1_5.15-5.25_802.11ax HE40_CH38	
ANT	6	
Pol.	Horizontal	Vertical
Peak	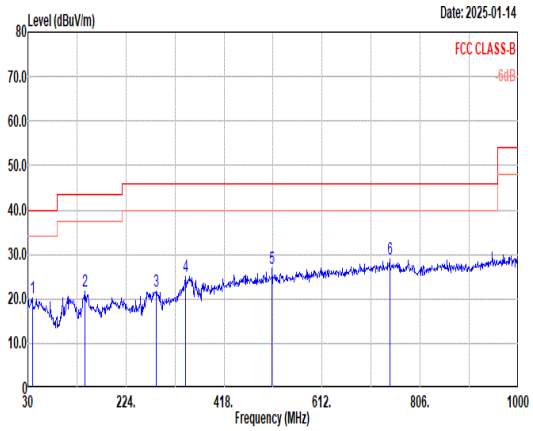	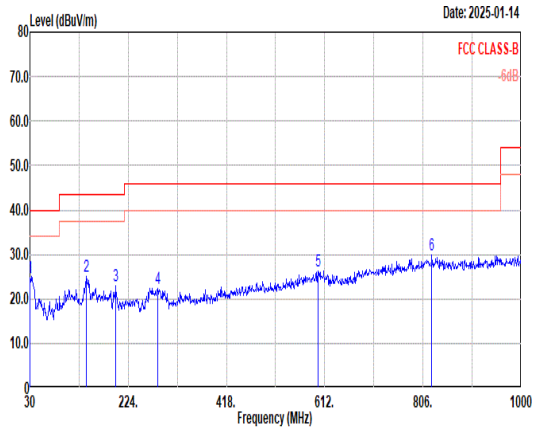

Horizontal:

	Freq	Level	Limit Line	Margin	Read Level	Ant Factor	Cable Loss	Preamp Factor	APos	TPos	Remark
	MHz	dBuV/m	dBuV/m	dB	dBuV	dB/m	dB	dB	cm	deg	
1	38.73	20.31	40.00	-19.69	35.43	19.16	0.62	34.90	--	--	Peak
2	142.52	21.81	43.50	-21.69	36.93	18.35	1.25	34.72	--	--	Peak
3	283.17	21.60	46.00	-24.40	35.88	18.60	1.75	34.63	--	--	Peak
4	342.34	25.11	46.00	-20.89	37.74	20.05	1.92	34.60	--	--	Peak
5	513.06	26.81	46.00	-19.19	35.35	23.57	2.39	34.50	--	--	Peak
6	745.86	29.13	46.00	-16.87	33.04	27.55	2.94	34.40	--	--	Peak

Vertical:

	Freq	Level	Limit Line	Margin	Read Level	Ant Factor	Cable Loss	Preamp Factor	APos	TPos	Remark
	MHz	dBuV/m	dBuV/m	dB	dBuV	dB/m	dB	dB	cm	deg	
1	30.00	24.84	40.00	-15.16	41.48	17.56	0.54	34.74	--	--	Peak
2	141.55	25.03	43.50	-18.47	40.23	18.27	1.25	34.72	--	--	Peak
3	198.78	22.84	43.50	-20.66	40.01	16.05	1.48	34.70	--	--	Peak
4	282.20	22.45	46.00	-23.55	36.78	18.57	1.74	34.64	--	--	Peak
5	598.42	26.24	46.00	-19.76	32.20	26.02	2.61	34.59	--	--	Peak
6	823.46	29.78	46.00	-16.22	32.73	28.29	3.06	34.30	--	--	Peak

Mode	48	
	30M~1G_LF	
	U-NII-3_5.725-5.85_802.11ax HE80_CH155	
ANT	6	
Pol.	Horizontal	Vertical
Peak	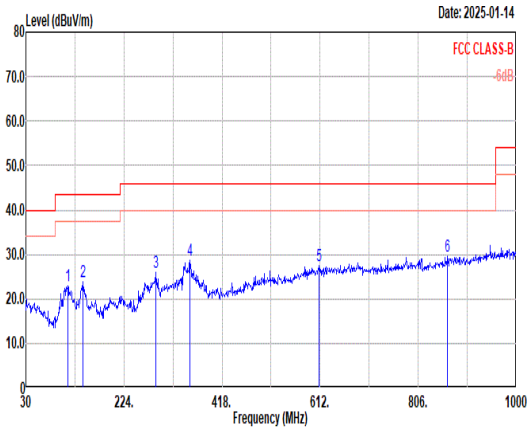	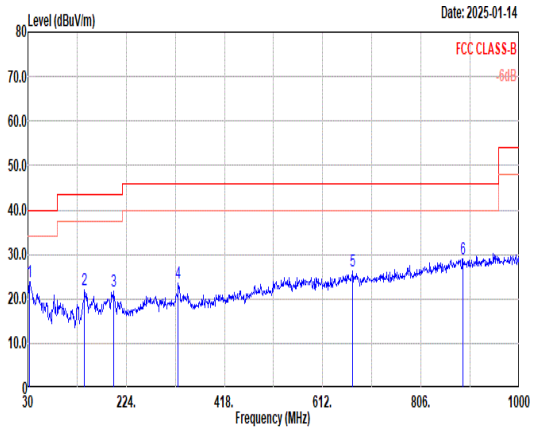

Horizontal:

	Freq	Level	Limit Line	Margin	Read Level	Ant Factor	Cable Loss	Preamp Factor	APos	TPos	Remark
	MHz	dBuV/m	dBuV/m	dB	dBuV	dB/m	dB	dB	cm	deg	
1	113.42	22.88	43.50	-20.62	40.52	16.00	1.13	34.77	--	--	Peak
2	142.52	23.81	43.50	-19.69	38.93	18.35	1.25	34.72	--	--	Peak
3	287.05	25.91	46.00	-20.09	40.06	18.72	1.76	34.63	--	--	Peak
4	353.98	28.69	46.00	-17.31	41.02	20.31	1.95	34.59	--	--	Peak
5	610.06	27.34	46.00	-18.66	33.17	26.12	2.63	34.58	--	--	Peak
6	864.20	29.64	46.00	-16.36	32.08	28.75	3.11	34.30	--	--	Peak

Vertical:

	Freq	Level	Limit Line	Margin	Read Level	Ant Factor	Cable Loss	Preamp Factor	APos	TPos	Remark
	MHz	dBuV/m	dBuV/m	dB	dBuV	dB/m	dB	dB	cm	deg	
1	33.88	23.98	40.00	-16.02	39.82	18.46	0.57	34.87	--	--	Peak
2	141.55	22.03	43.50	-21.47	37.23	18.27	1.25	34.72	--	--	Peak
3	198.78	21.84	43.50	-21.66	39.01	16.05	1.48	34.70	--	--	Peak
4	326.82	23.40	46.00	-22.60	36.41	19.71	1.88	34.60	--	--	Peak
5	671.17	26.19	46.00	-19.81	31.29	26.61	2.75	34.46	--	--	Peak
6	889.42	29.06	46.00	-16.94	31.55	28.67	3.14	34.30	--	--	Peak

Mode	49	
	Band Edge - L	
	CO_TX	
ANT	6	
Pol.	Horizontal	Fundamental
Peak	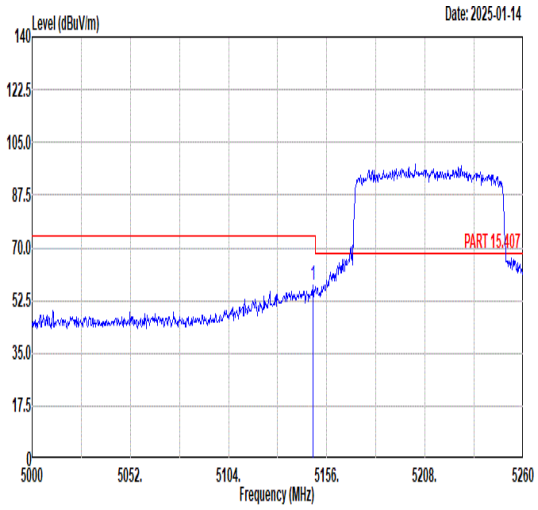 Freq Level Limit Line Margin Read Level Ant Factor Cable Loss Preamp Factor APos TPos Remark MHz dBuV/m dBuV/m dB dBuV dB/m dB dB cm deg 1 5148.72 57.51 74.00 -16.49 48.34 33.99 7.92 32.74 122 360 Peak	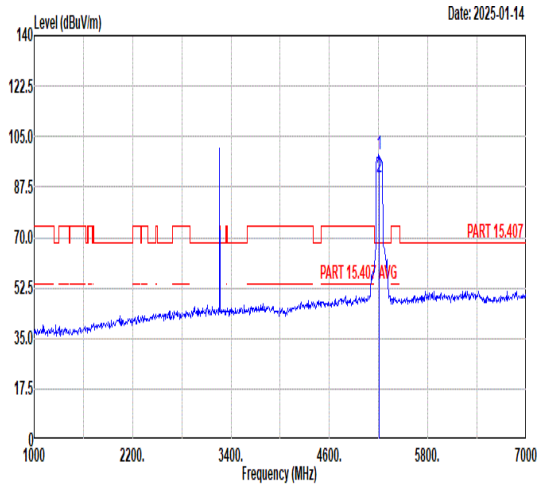 Freq Level Limit Line Margin Read Level Ant Factor Cable Loss Preamp Factor APos TPos Remark MHz dBuV/m dBuV/m dB dBuV dB/m dB dB cm deg 1 5210.00 99.02 ------ ------ 89.74 34.03 7.96 32.71 122 360 Peak 2 5210.00 90.91 ------ ------ 81.63 34.03 7.96 32.71 122 360 Average
Avg	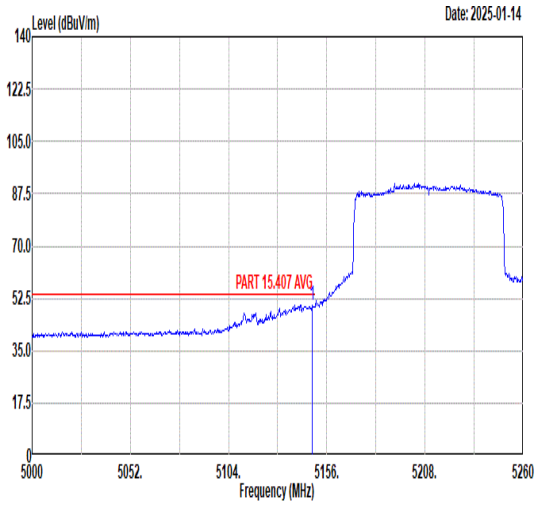 Freq Level Limit Line Margin Read Level Ant Factor Cable Loss Preamp Factor APos TPos Remark MHz dBuV/m dBuV/m dB dBuV dB/m dB dB cm deg 1 5148.46 50.27 54.00 -3.73 41.10 33.99 7.92 32.74 122 360 Average	Blank

Mode	49	
	Band Edge - R	
	CO_TX	
ANT	6	
Pol.	Horizontal	Fundamental
Peak	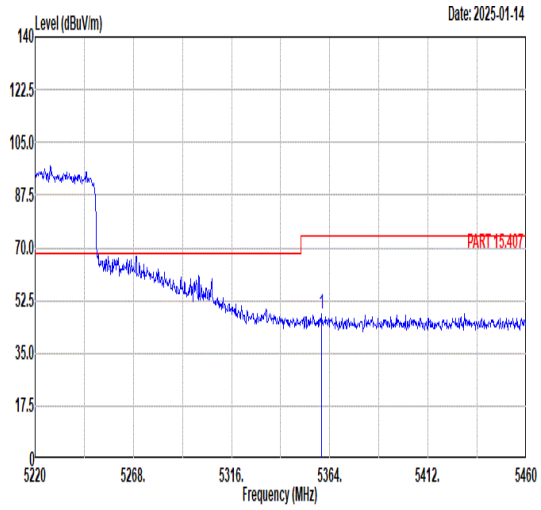 Freq Level Limit Line Margin Read Level Ant Factor Cable Loss Preamp Factor APos TPos Remark MHz dBuV/m dBuV/m dB dBuV dB/m dB dB cm deg 1 5359.92 48.09 74.00 -25.91 38.28 34.11 8.35 32.65 122 360 Peak	Blank
Avg	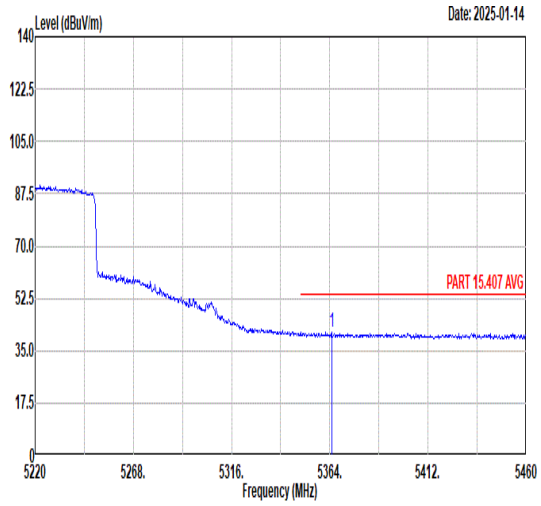 Freq Level Limit Line Margin Read Level Ant Factor Cable Loss Preamp Factor APos TPos Remark MHz dBuV/m dBuV/m dB dBuV dB/m dB dB cm deg 1 5364.96 41.02 54.00 -12.98 31.18 34.12 8.37 32.65 122 360 Average	Blank

Mode	49	
	Band Edge - L	
	CO_TX	
ANT	6	
Pol.	Vertical	Fundamental
Peak	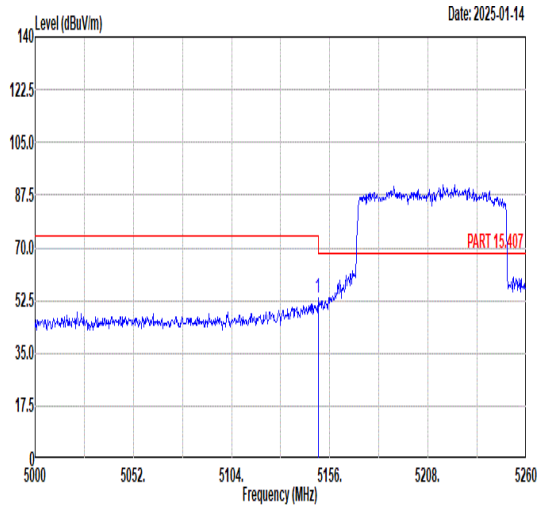 Freq Level Limit Line Margin Read Level Ant Factor Cable Loss Preamp Factor APos TPos Remark MHz dBuV/m dBuV/m dB dBuV dB/m dB dB cm deg 1 5149.76 53.31 74.00 -20.69 44.14 33.99 7.92 32.74 120 6 Peak	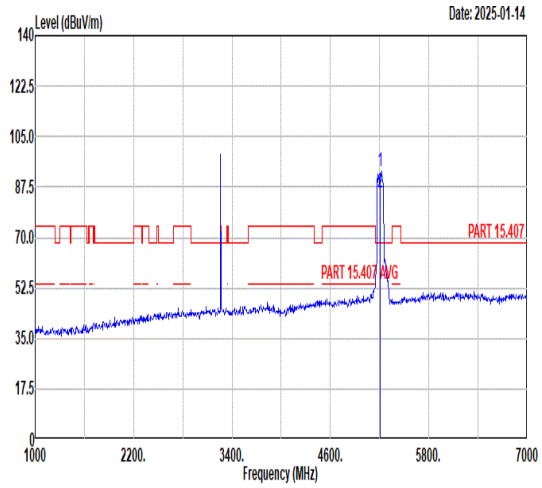 Freq Level Limit Line Margin Read Level Ant Factor Cable Loss Preamp Factor APos TPos Remark MHz dBuV/m dBuV/m dB dBuV dB/m dB dB cm deg 1 5210.00 92.75 ------ ------ 83.47 34.03 7.96 32.71 120 6 Peak 2 5210.00 85.51 ------ ------ 76.23 34.03 7.96 32.71 120 6 Average
Avg	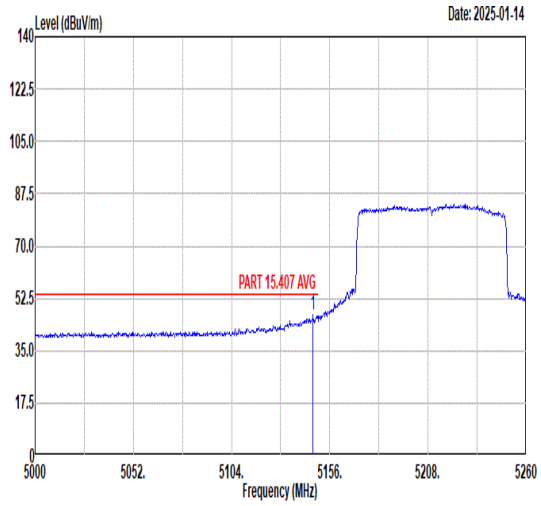 Freq Level Limit Line Margin Read Level Ant Factor Cable Loss Preamp Factor APos TPos Remark MHz dBuV/m dBuV/m dB dBuV dB/m dB dB cm deg 1 5147.16 46.82 54.00 -7.18 37.65 33.99 7.92 32.74 120 6 Average	Blank

Mode	49	
	Band Edge - R	
	CO_TX	
ANT	6	
Pol.	Vertical	Fundamental
Peak	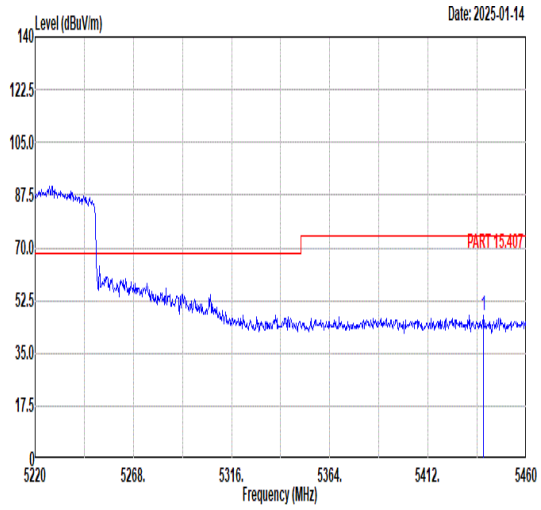 Freq Level Limit Line Margin Read Level Ant Factor Cable Loss Preamp Factor APos TPos Remark MHz dBuV/m dBuV/m dB dBuV dB/m dB dB cm deg 1 5439.12 47.41 74.00 -26.59 37.43 34.16 8.44 32.62 120 6 Peak	Blank
Avg	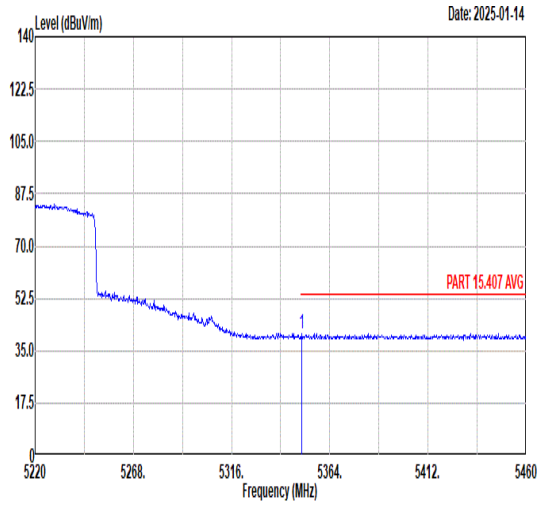 Freq Level Limit Line Margin Read Level Ant Factor Cable Loss Preamp Factor APos TPos Remark MHz dBuV/m dBuV/m dB dBuV dB/m dB dB cm deg 1 5350.32 40.67 54.00 -13.33 30.89 34.11 8.33 32.66 120 6 Average	Blank

Mode	49	
	Harmonic	
	CO_TX	
ANT	6	
Pol.	Horizontal	Vertical
Peak Avg	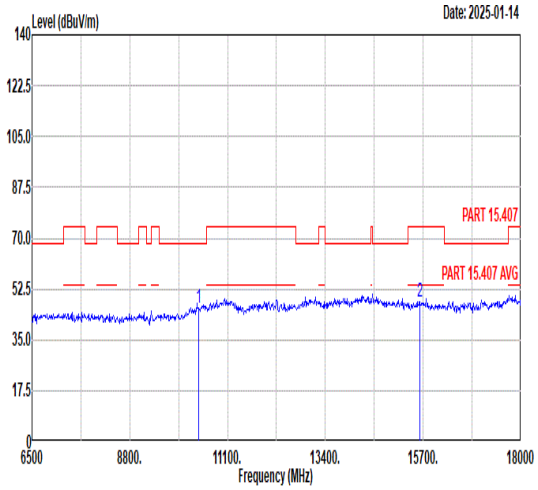 Freq Level Limit Line Margin Read Level Ant Factor Cable Loss Preamp Factor APos TPos Remark MHz dBuV/m dBuV/m dB dBuV dB/m dB dB cm deg 1 10420.00 45.81 68.30 -22.49 62.46 37.30 10.77 64.72 -- -- Peak 2 15630.00 47.93 74.00 -26.07 59.32 39.45 12.72 63.56 -- -- Peak	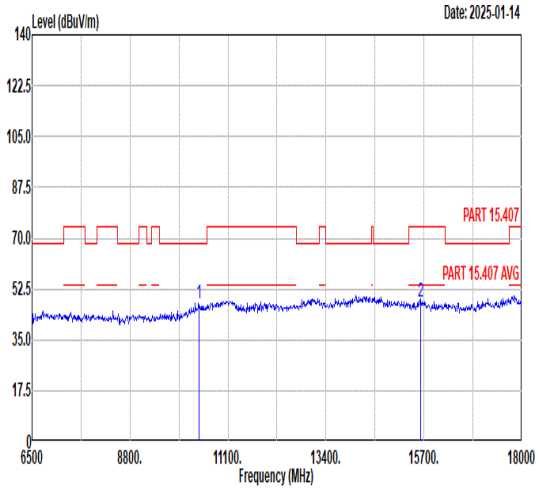 Freq Level Limit Line Margin Read Level Ant Factor Cable Loss Preamp Factor APos TPos Remark MHz dBuV/m dBuV/m dB dBuV dB/m dB dB cm deg 1 10420.00 47.41 68.30 -20.89 64.06 37.30 10.77 64.72 -- -- Peak 2 15630.00 47.90 74.00 -26.10 59.29 39.45 12.72 63.56 -- -- Peak

Mode	50	
	Band Edge - L	
	CO-TX	
ANT	6	
Pol.	Horizontal	Fundamental
Peak	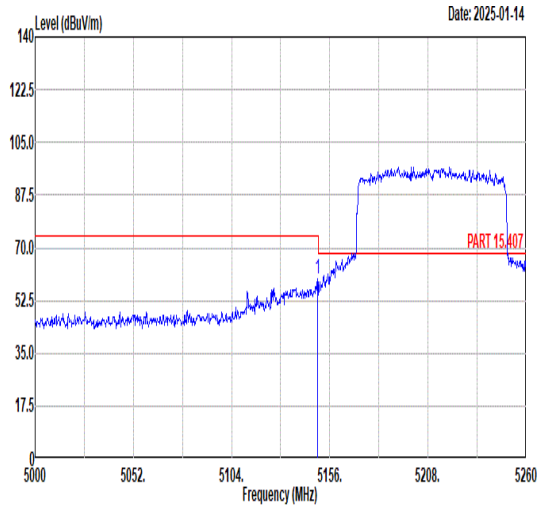 Freq Level Limit Line Margin Read Level Ant Factor Cable Loss Preamp Factor APos TPos Remark MHz dBuV/m dBuV/m dB dBuV dB/m dB dB cm deg 1 5149.50 59.76 74.00 -14.24 50.59 33.99 7.92 32.74 124 356 Peak	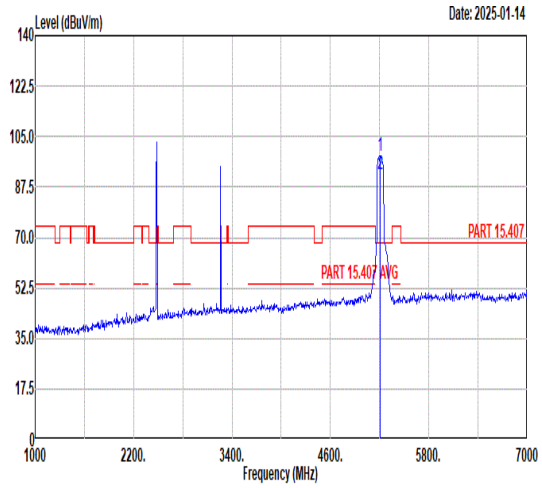 Freq Level Limit Line Margin Read Level Ant Factor Cable Loss Preamp Factor APos TPos Remark MHz dBuV/m dBuV/m dB dBuV dB/m dB dB cm deg 1 5210.00 98.46 ------ ------ 89.18 34.03 7.96 32.71 124 356 Peak 2 5210.00 91.94 ------ ------ 82.66 34.03 7.96 32.71 124 356 Average
Avg	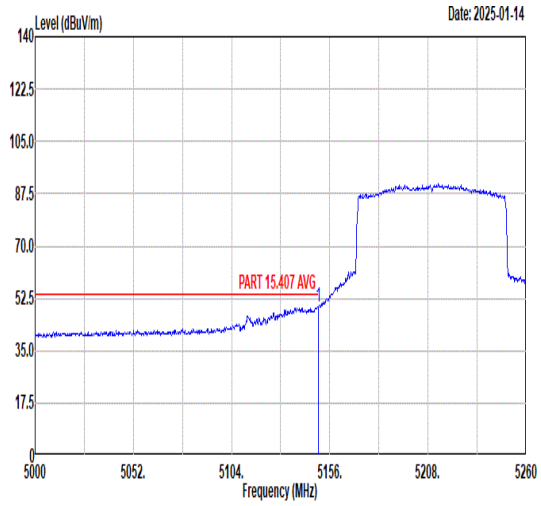 Freq Level Limit Line Margin Read Level Ant Factor Cable Loss Preamp Factor APos TPos Remark MHz dBuV/m dBuV/m dB dBuV dB/m dB dB cm deg 1 5150.00 49.89 54.00 -4.11 40.72 33.99 7.92 32.74 124 356 Average	Blank

Mode	50	
	Band Edge - R	
	CO-TX	
ANT	6	
Pol.	Horizontal	Fundamental
Peak	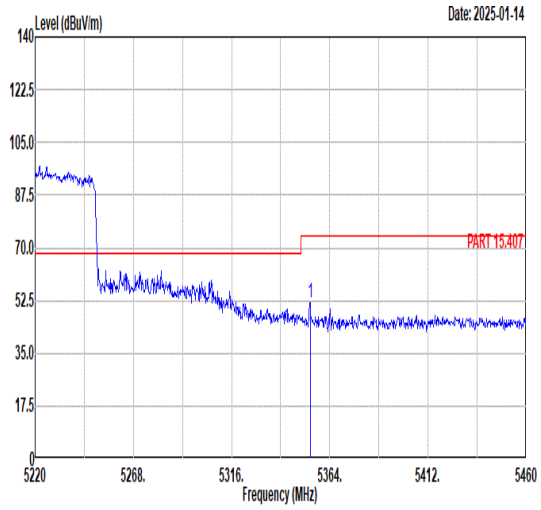 Freq Level Limit Line Margin Read Level Ant Factor Cable Loss Preamp Factor APos TPos Remark MHz dBuV/m dBuV/m dB dBuV dB/m dB dB cm deg 1 5354.40 51.94 74.00 -22.06 42.15 34.11 8.34 32.66 124 356 Peak	Blank
Avg	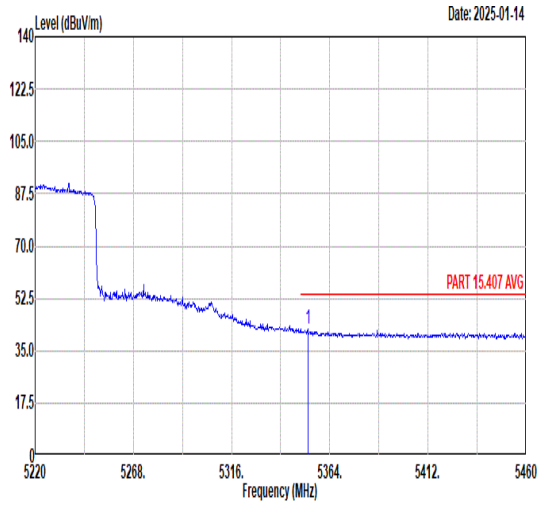 Freq Level Limit Line Margin Read Level Ant Factor Cable Loss Preamp Factor APos TPos Remark MHz dBuV/m dBuV/m dB dBuV dB/m dB dB cm deg 1 5353.20 42.27 54.00 -11.73 32.48 34.11 8.34 32.66 124 356 Average	Blank

Mode	50	
	Band Edge - L	
	CO-TX	
ANT	6	
Pol.	Vertical	Fundamental
Peak	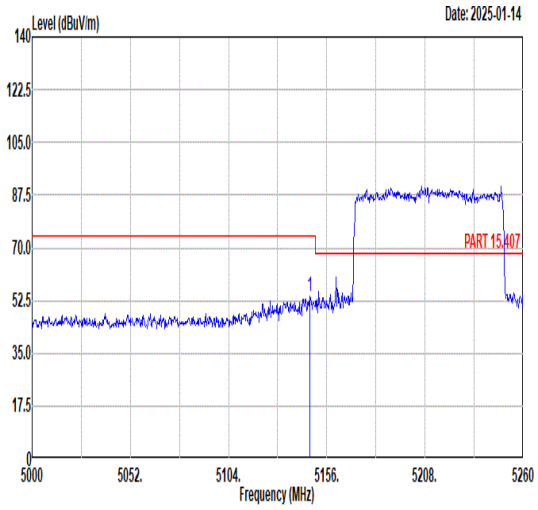 Freq Level Limit Line Margin Read Level Ant Factor Cable Loss Preamp Factor APos TPos Remark MHz dBuV/m dBuV/m dB dBuV dB/m dB dB cm deg 1 5147.16 53.78 74.00 -20.22 44.61 33.99 7.92 32.74 106 15 Peak	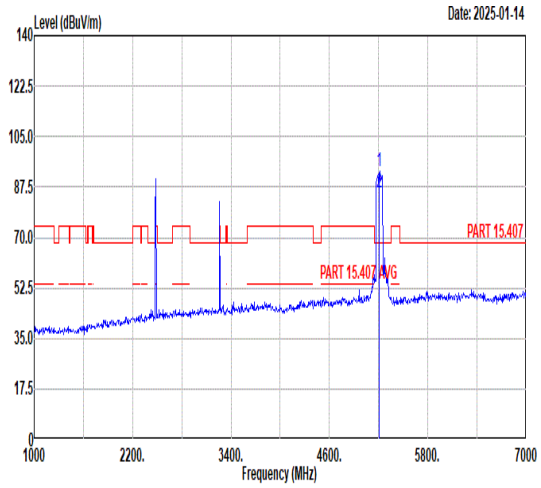 Freq Level Limit Line Margin Read Level Ant Factor Cable Loss Preamp Factor APos TPos Remark MHz dBuV/m dBuV/m dB dBuV dB/m dB dB cm deg 1 5210.00 92.84 ------ ------ 83.56 34.03 7.96 32.71 106 15 Peak 2 5210.00 85.80 ------ ------ 76.52 34.03 7.96 32.71 106 15 Average
Avg	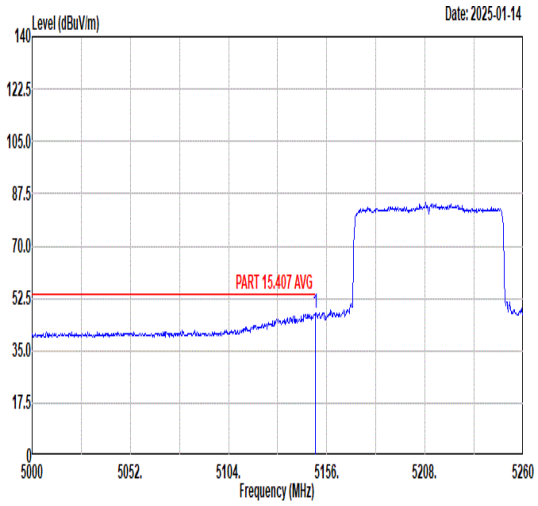 Freq Level Limit Line Margin Read Level Ant Factor Cable Loss Preamp Factor APos TPos Remark MHz dBuV/m dBuV/m dB dBuV dB/m dB dB cm deg 1 5150.00 47.65 54.00 -6.35 38.48 33.99 7.92 32.74 106 15 Average	Blank

Mode	50	
	Band Edge - R	
	CO-TX	
ANT	6	
Pol.	Vertical	Fundamental
Peak	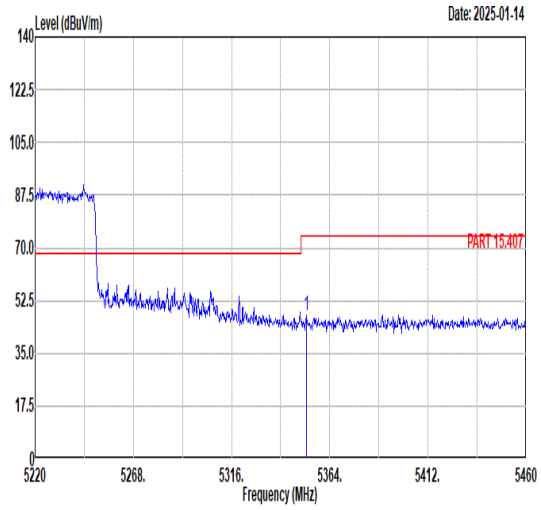 Freq Level Limit Line Margin Read Level Ant Factor Cable Loss Preamp Factor APos TPos Remark MHz dBuV/m dBuV/m dB dBuV dB/m dB dB cm deg 1 5352.72 47.79 74.00 -26.21 38.00 34.11 8.34 32.66 106 15 Peak	Blank
Avg	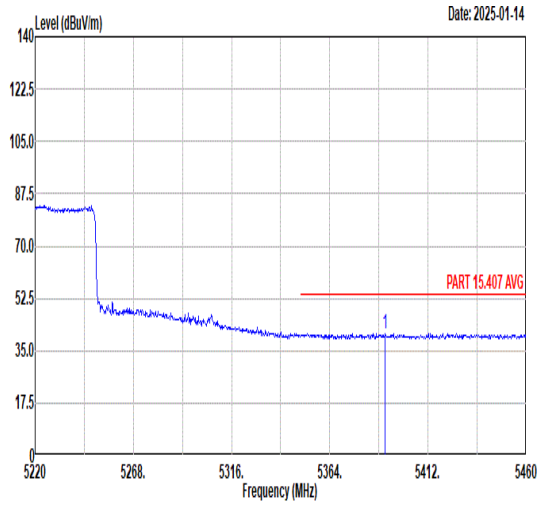 Freq Level Limit Line Margin Read Level Ant Factor Cable Loss Preamp Factor APos TPos Remark MHz dBuV/m dBuV/m dB dBuV dB/m dB dB cm deg 1 5391.12 40.71 54.00 -13.29 30.78 34.13 8.44 32.64 106 15 Average	Blank

Mode	50	
	Band Edge	
	CO_TX	
ANT	6	
Pol.	Horizontal	Fundamental
Peak	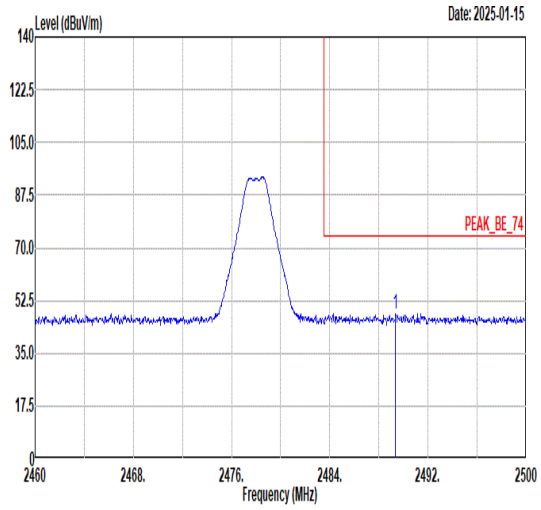 Freq Level Limit Line Margin Read Level Ant Factor Cable Loss Preamp Factor APos TPos Remark MHz dBuV/m dBuV/m dB dBuV dB/m dB dB cm deg 1 2489.36 48.16 74.00 -25.84 46.25 30.50 4.93 33.52 100 260 Peak	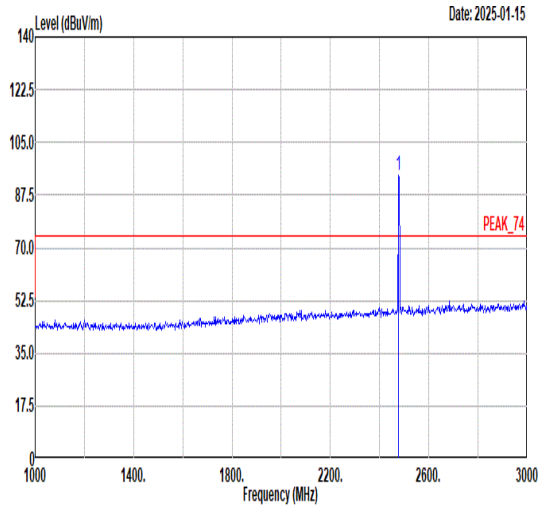 Freq Level Limit Line Margin Read Level Ant Factor Cable Loss Preamp Factor APos TPos Remark MHz dBuV/m dBuV/m dB dBuV dB/m dB dB cm deg 1 2478.00 93.81 ------ ------ 91.95 30.49 4.91 33.54 100 260 Peak
Avg	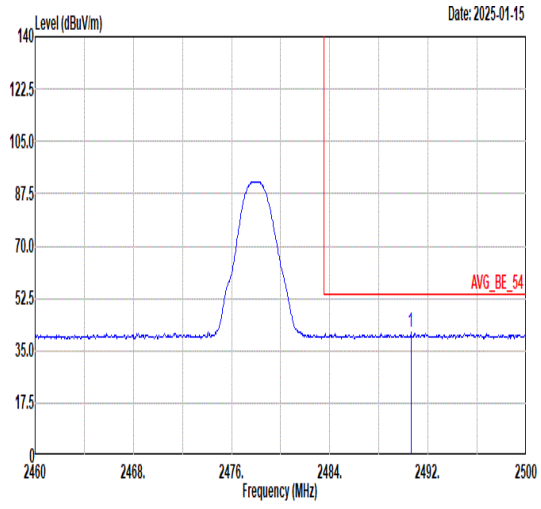 Freq Level Limit Line Margin Read Level Ant Factor Cable Loss Preamp Factor APos TPos Remark MHz dBuV/m dBuV/m dB dBuV dB/m dB dB cm deg 1 2490.60 41.03 54.00 -12.97 39.12 30.50 4.93 33.52 100 260 Average	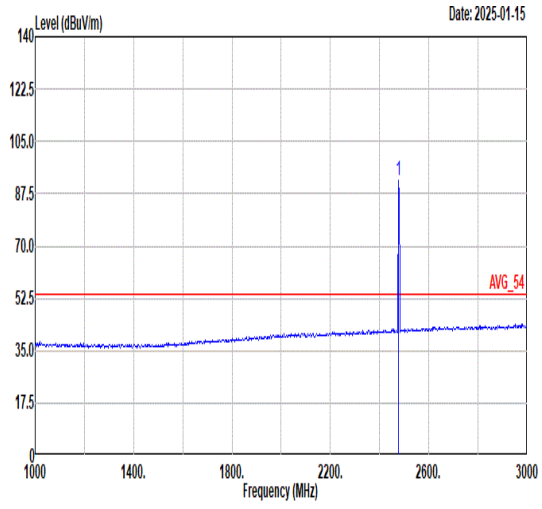 Freq Level Limit Line Margin Read Level Ant Factor Cable Loss Preamp Factor APos TPos Remark MHz dBuV/m dBuV/m dB dBuV dB/m dB dB cm deg 1 2478.00 91.80 ------ ------ 89.94 30.49 4.91 33.54 100 260 Average

Mode	50	
	Band Edge	
	CO_TX	
ANT	6	
Pol.	Vertical	Fundamental
Peak	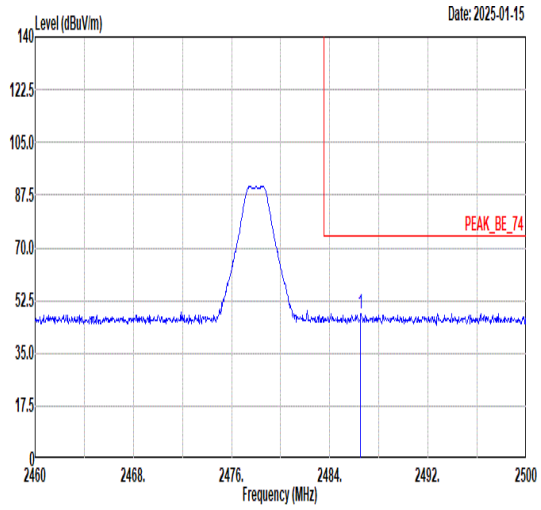 Freq Level Limit Line Margin Read Level Ant Factor Cable Loss Preamp Factor APos TPos Remark MHz dBuV/m dBuV/m dB dBuV dB/m dB dB cm deg 1 2486.52 48.26 74.00 -25.74 46.38 30.49 4.92 33.53 384 252 Peak	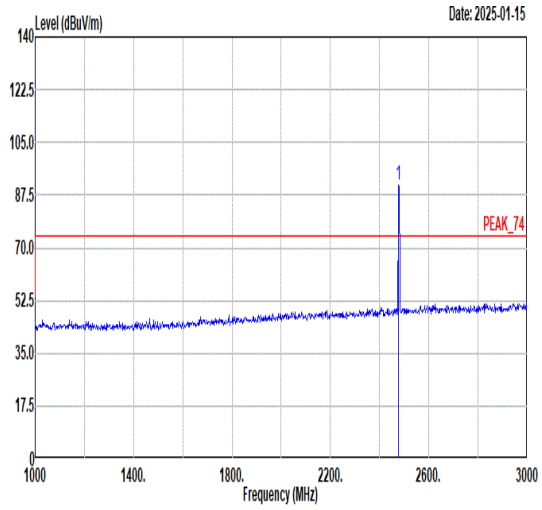 Freq Level Limit Line Margin Read Level Ant Factor Cable Loss Preamp Factor APos TPos Remark MHz dBuV/m dBuV/m dB dBuV dB/m dB dB cm deg 1 2478.00 90.81 ------ ------ 88.95 30.49 4.91 33.54 384 252 Peak
Avg	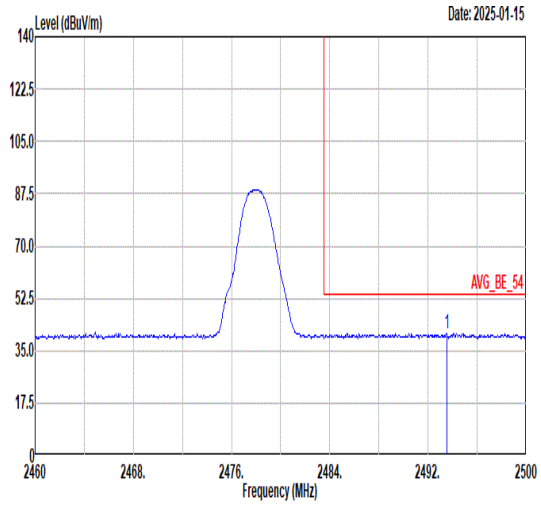 Freq Level Limit Line Margin Read Level Ant Factor Cable Loss Preamp Factor APos TPos Remark MHz dBuV/m dBuV/m dB dBuV dB/m dB dB cm deg 1 2493.52 40.65 54.00 -13.35 38.74 30.50 4.93 33.52 384 252 Average	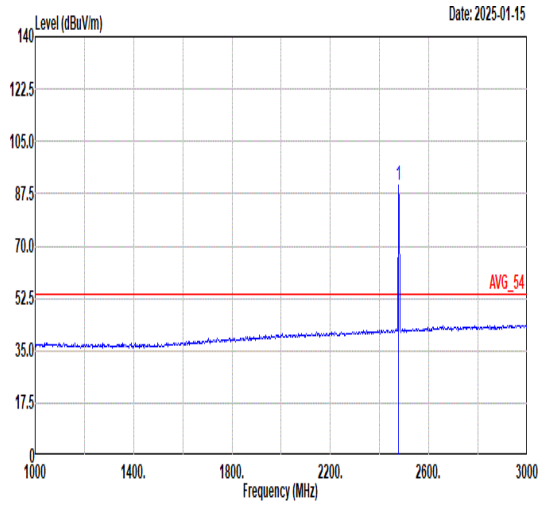 Freq Level Limit Line Margin Read Level Ant Factor Cable Loss Preamp Factor APos TPos Remark MHz dBuV/m dBuV/m dB dBuV dB/m dB dB cm deg 1 2478.00 90.17 ------ ------ 88.31 30.49 4.91 33.54 384 252 Average

Mode	50	
	Harmonic	
	CO_TX	
ANT	6	
Pol.	Horizontal	Vertical
Peak Avg	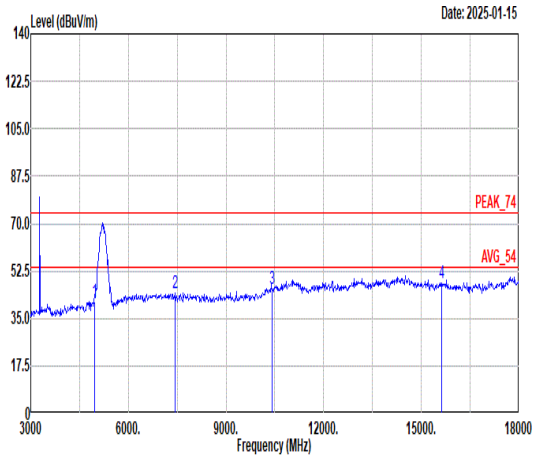 Freq Level Limit Line Margin Read Level Ant Factor Cable Loss Preamp Factor APos TPos Remark MHz dBuV/m dBuV/m dB dBuV dB/m dB dB cm deg 1 4956.00 41.33 74.00 -32.67 64.93 33.88 7.80 65.28 -- -- Peak 2 7434.00 44.39 74.00 -29.61 63.45 36.30 9.19 64.55 -- -- Peak 3 10420.00 45.81 74.00 -28.19 62.46 37.30 10.77 64.72 -- -- Peak 4 15630.00 47.93 74.00 -26.07 59.32 39.45 12.72 63.56 -- -- Peak	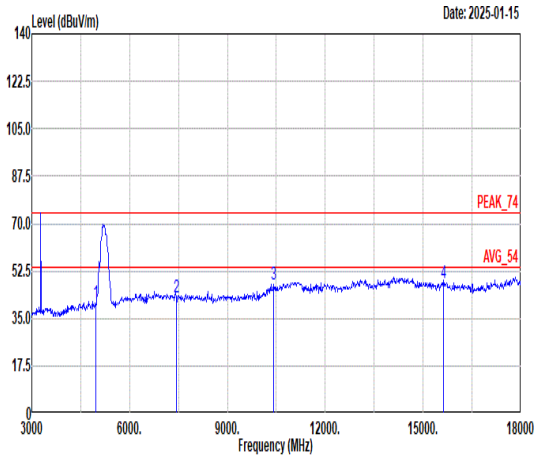 Freq Level Limit Line Margin Read Level Ant Factor Cable Loss Preamp Factor APos TPos Remark MHz dBuV/m dBuV/m dB dBuV dB/m dB dB cm deg 1 4956.00 40.44 74.00 -33.56 64.04 33.88 7.80 65.28 -- -- Peak 2 7434.00 42.78 74.00 -31.22 61.84 36.30 9.19 64.55 -- -- Peak 3 10420.00 47.41 74.00 -26.59 64.06 37.30 10.77 64.72 -- -- Peak 4 15630.00 47.90 74.00 -26.10 59.29 39.45 12.72 63.56 -- -- Peak

Mode	51	
	Band Edge	
	Straddle channels_5.47-5.725_802.11a _CH144_5720MHz	
ANT	6	
Pol.	Horizontal	Fundamental
Peak	Blank	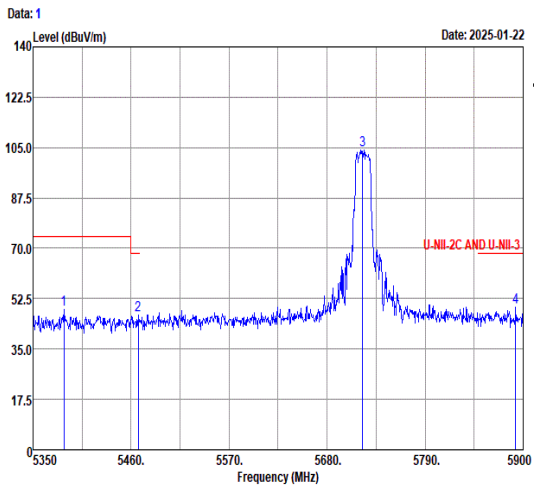 Freq Level Over Limit Limit Line ReadLevel Antenna Factor Cable Loss Preamp Factor A/Pos T/Pos Remark MHz dBuV/m dB dBuV/m dBuV dB/m dB dB cm deg 1 5384.65 48.87 -25.13 74.00 39.00 34.13 8.38 32.64 100 45 Peak 2 5468.25 46.93 -21.37 68.30 36.98 34.18 8.38 32.61 100 45 Peak 3 5720.00 104.10 ------ ------ 93.63 34.60 8.65 32.78 100 45 Peak 4 5891.75 49.56 -18.74 68.30 38.70 34.91 8.85 32.90 100 45 Peak
Avg	Blank	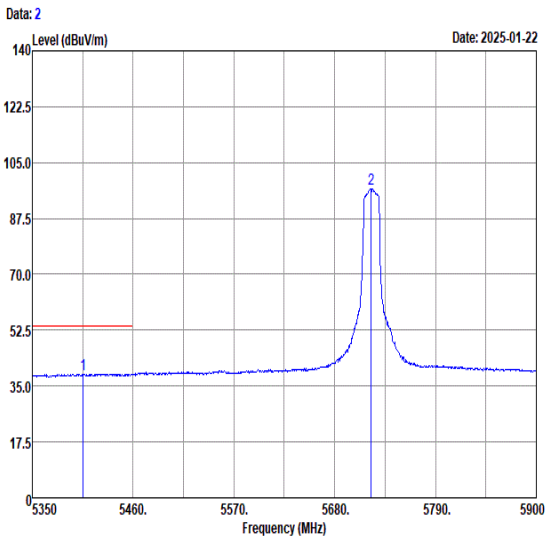 Freq Level Over Limit Limit Line ReadLevel Antenna Factor Cable Loss Preamp Factor A/Pos T/Pos Remark MHz dBuV/m dB dBuV/m dBuV dB/m dB dB cm deg 1 5405.55 38.74 -15.26 54.00 28.75 34.14 8.48 32.63 100 45 Peak 2 5720.00 96.87 ------ ------ 86.40 34.60 8.65 32.78 100 45 Average

Mode	51
	Band Edge
	Straddle channels_5.47-5.725_802.11a _CH144_5720MHz
ANT	6

Pol.	Vertical	Fundamental
Peak	Blank	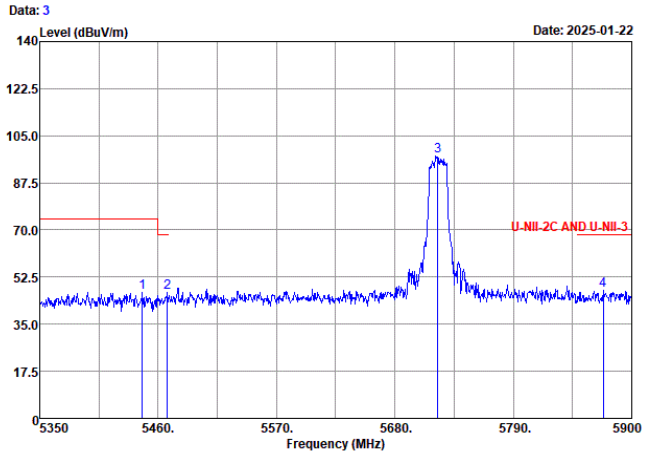 Freq Level Over Limit Limit Line ReadLevel Antenna Factor Cable Loss Preamp Factor A/Pos T/Pos Remark MHz dBuV/m dB dBuV/m dBuV dB/m dB dB cm deg 1 5445.15 46.78 -27.22 74.00 36.81 34.16 8.43 32.62 100 138 Peak 2 5468.80 46.79 -21.51 68.30 36.84 34.18 8.38 32.61 100 138 Peak 3 5720.00 97.45 ------ ------ 86.98 34.60 8.65 32.78 100 138 Peak 4 5873.60 47.58 -20.72 68.30 36.75 34.88 8.85 32.90 100 138 Peak
Avg	Blank	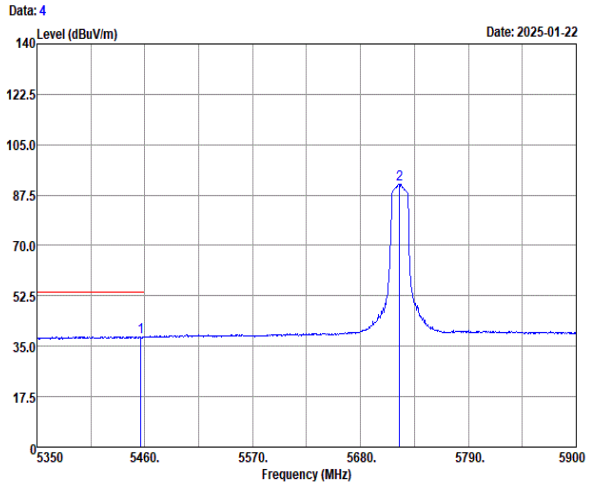 Freq Level Over Limit Limit Line ReadLevel Antenna Factor Cable Loss Preamp Factor A/Pos T/Pos Remark MHz dBuV/m dB dBuV/m dBuV dB/m dB dB cm deg 1 5456.15 38.41 -15.59 54.00 28.42 34.17 8.43 32.61 100 138 Peak 2 5720.00 91.28 ------ ------ 80.81 34.60 8.65 32.78 100 138 Average

Mode	51	
	Harmonic	
	Straddle channels_5.47-5.725_802.11a _CH144_5720MHz	
ANT	6	
Pol.	Horizontal	Vertical
Peak Avg	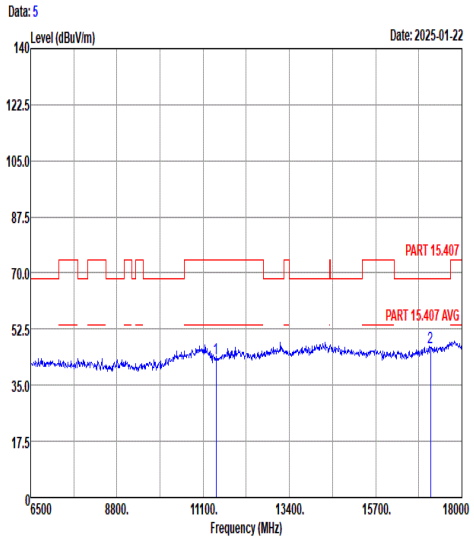 Freq Level Over Limit Limit Line ReadAntenna Level Cable Loss Preamp Factor A/Pos T/Pos Remark MHz dBuV/m dB dBuV/m dBuV dB/m dB dB cm deg 1 11440.00 43.30 -30.70 74.00 57.58 37.29 11.43 63.00 157 285 Peak 2 17160.00 46.94 -21.36 68.30 58.26 41.13 13.15 65.60 165 246 Peak	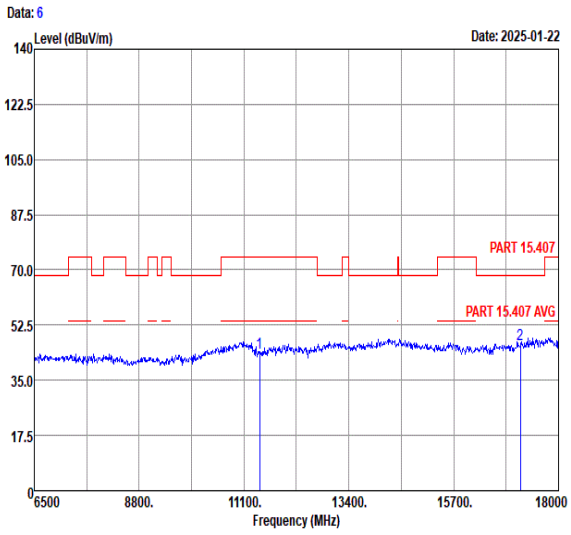 Freq Level Over Limit Limit Line ReadAntenna Level Cable Loss Preamp Factor A/Pos T/Pos Remark MHz dBuV/m dB dBuV/m dBuV dB/m dB dB cm deg 1 11440.00 43.82 -30.18 74.00 58.10 37.29 11.43 63.00 122 291 Peak 2 17160.00 46.51 -21.79 68.30 57.83 41.13 13.15 65.60 153 102 Peak

Note: For all the above plots, the frequency points over limit line are fundamental signals, which can be ignored.

Appendix D. Duty Cycle Plots

Band	Duty Cycle(%)	T(ms)	1/T(kHz)	VBW Setting
802.11a	97.20	1.39	0.719	1KHz
802.11ax HE20	96.23	1.02	0.980	1KHz
802.11ax HE40	93.10	0.54	1.852	3KHz
802.11ax HE80	87.88	0.29	3.448	10KHz

802.11a

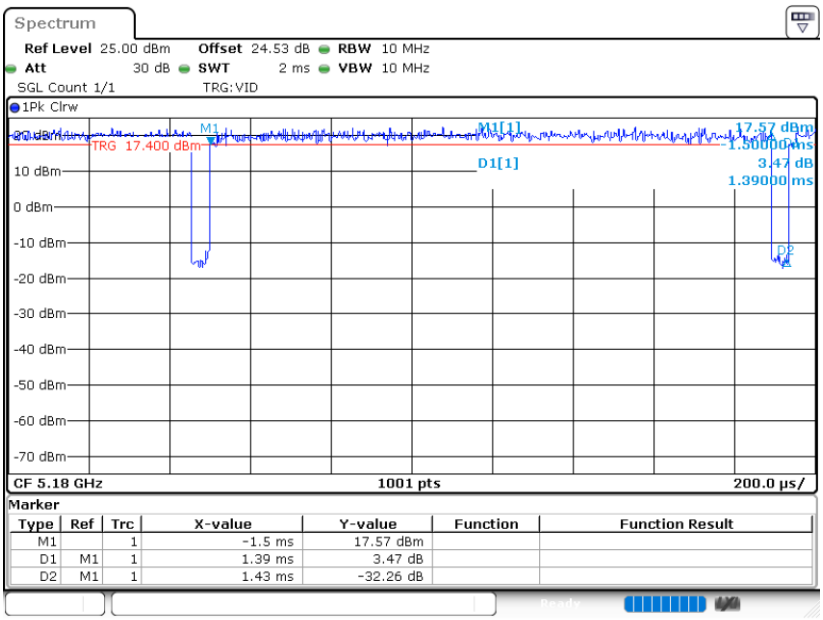

802.11ax HE20

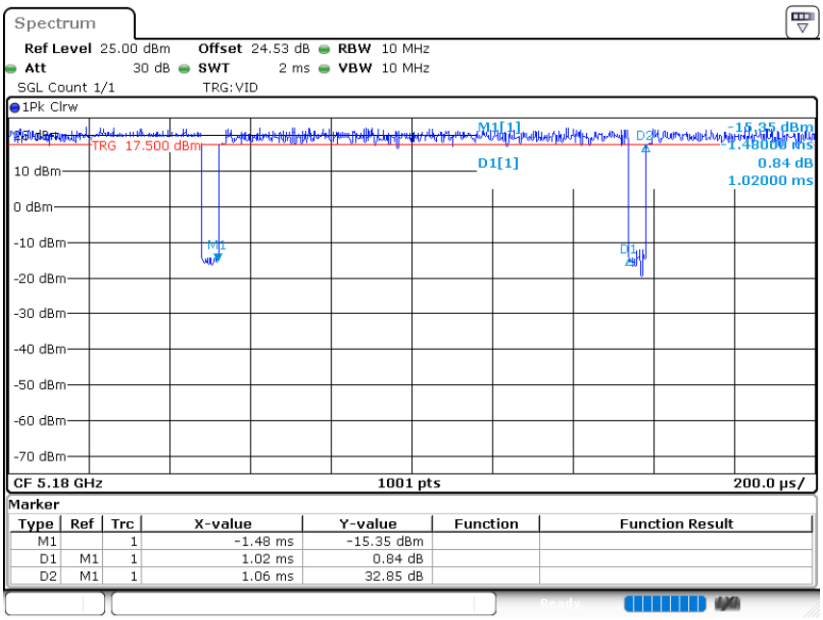

802.11ax HE40

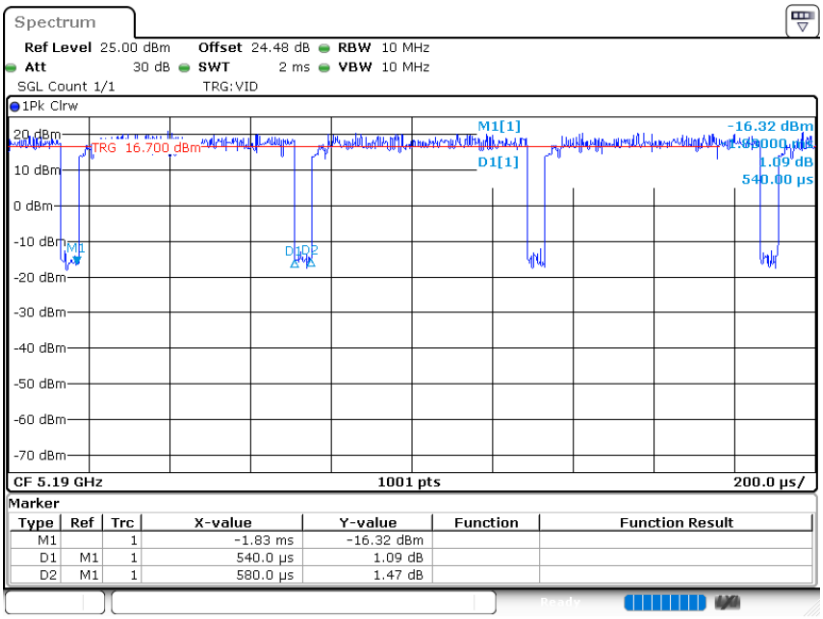
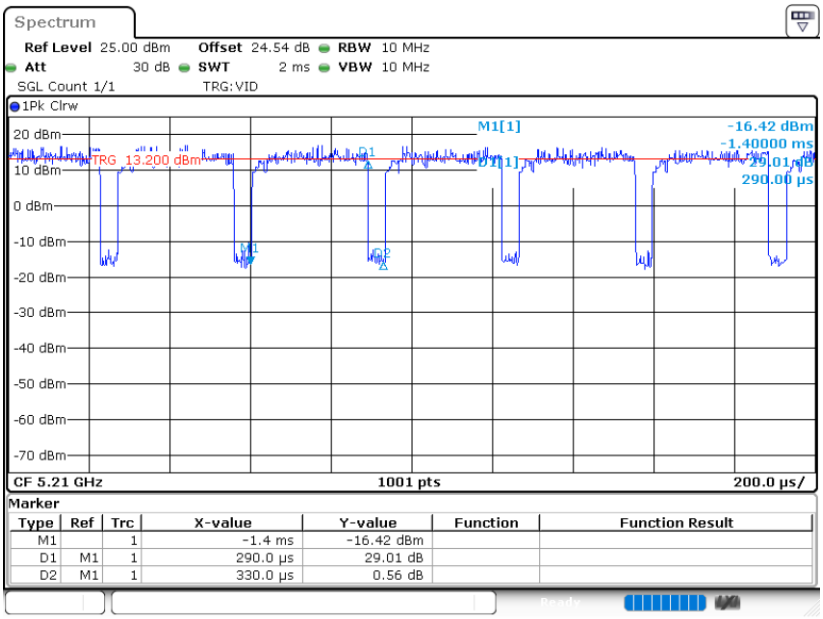
802.11ax HE80