Appendix D

Detailed System Check Results

1. System Performance Check
System Performance Check 835 MHz Head
System Performance Check 1750 MHz Head
System Performance Check 1950 MHz Head
System Performance Check 2450 MHz Head
System Performance Check 2600 MHz Head
System Performance Check 3500 MHz Head
System Performance Check 5250 MHz Head
System Performance Check 5600 MHz Head
System Performance Check 5750 MHz Head

Unless otherwise agreed in writing, this document is issued by the Company subject to its General Conditions of Service printed overleaf, available on request or accessible at https://www.sgs.com/en/Terms-and-Conditions. Attention is drawn to the limitation of liability, indemnification and jurisdiction issues defined therein. Any holder of this document is advised that information contained hereon reflects the Company's findings at the time of its intervention only and within the limits of Client's instructions, if any. The Company's sole responsibility is to its Client and this document does not exonerate parties to a transaction from exercising all their rights and obligations under the transaction documents. This document cannot be reproduced except in full, without prior written approval of the Company. Any unauthorized alteration, forgery or falsification of the content or appearance of this document is unlawful and offenders may be prosecuted to the fullest extent of the law. Unless otherwise stated the results shown in this test report refer only to the sample(s) tested and such sample(s) are retained for 30 days only.
Attention: To check the authenticity of testing /inspection report & certificate, please contact us at telephone: (86-755) 8307 1443, or email: CN.Doccheck@sgs.com
SGS-CSTC Standards Technical Services Co.,Ltd. Shenzhen Branch
No.1 Workshop, M-10, Middle Section, Science & Technology Park, Nanshan District, Shenzhen, Guangdong, China 518057 t (86-755) 26012053 f (86-755) 26710594 www.sgsgroup.com.cn
中国·广东·深圳市南山区科技园中区M-10栋1号厂房 邮编:518057 t (86-755) 26012053 f (86-755) 26710594 sgs.china@sgs.com
Member of the SGS Group (SGS SA)

System Performance Check 835 MHz Head

D835V2-SN 4d105

Communication System: ; Frequency: 835.000
Medium: Head Simulating Liquid. Medium parameters used: f= 835.000 MHz; σ= 0.906 S/m; ε_r = 42.2

DASY8 Configuration:
- Probe: EX3DV4 - SN7838; ConvF(8.89, 8.49, 8.74); Calibrated: 2024-11-20
- Sensor-Surface: 1.4 mm
- Electronics: DAE4ip Sn1803; Calibrated: 2024-08-08
- Phantom: Twin-SAM V8.0 (30deg probe tilt); Serial: 2156
- Measurement Software: cDASY8 V16.4.0.5005

Area Scan (45.0 mm x 90.0 mm): Measurement Grid: 15.0 mm x 15.0 mm
SAR (1g) = 2.43 W/kg; SAR (10g) = 1.64 W/kg;

Zoom Scan (32.0 mm x 32.0 mm x 30.0 mm): Measurement Grid: 8.0 mm x 8.0 mm x 5.0 mm
Power Drift = -0.00 dB
SAR (1g) = 2.48 W/kg; SAR (10g) = 1.65 W/kg;
M2/M1 [%]=87.3
Dist 3dB Peak [mm]=> 15.0

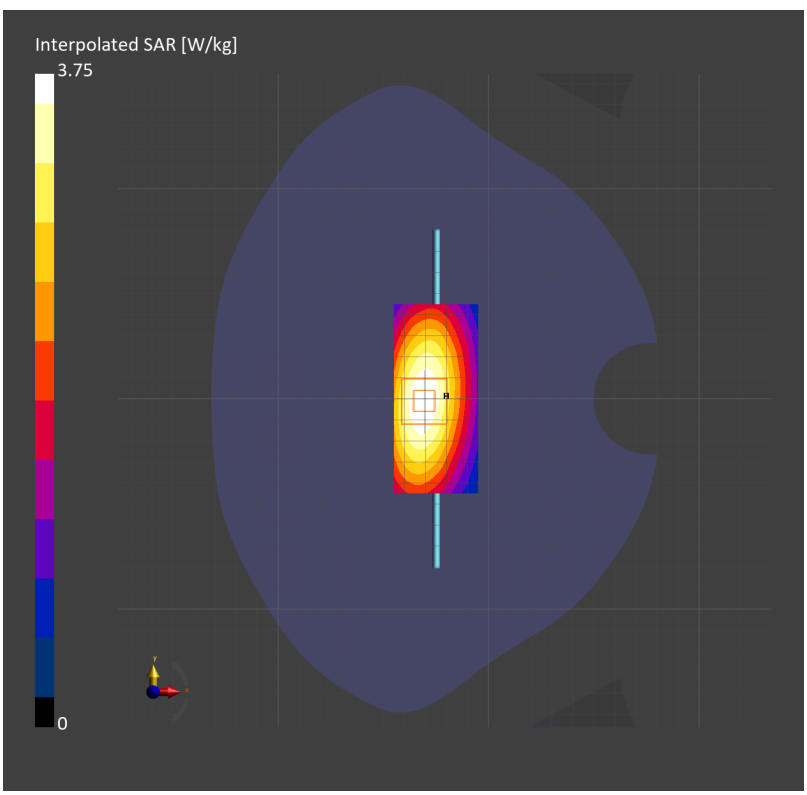

System Performance Check 1750 MHz Head

D1750V2-SN 1149

Communication System: ; Frequency: 1750.000
Medium: Head Simulating Liquid. Medium parameters used: f= 1750.000 MHz; σ= 1.38 S/m; ε_r = 40.5

DASY8 Configuration:
- Probe: EX3DV4 - SN7838; ConvF(8.05, 7.68, 7.91); Calibrated: 2024-11-20
- Sensor-Surface: 1.4 mm
- Electronics: DAE4ip Sn1803; Calibrated: 2024-08-08
- Phantom: Twin-SAM V8.0 (30deg probe tilt); Serial: 2156
- Measurement Software: cDASY8 V16.4.0.5005

Area Scan (45.0 mm x 90.0 mm): Measurement Grid: 15.0 mm x 15.0 mm
SAR (1g) = 9.12 W/kg; SAR (10g) = 5.06 W/kg;

Zoom Scan (32.0 mm x 32.0 mm x 30.0 mm): Measurement Grid: 6.0 mm x 6.0 mm x 1.5 mm
Power Drift = -0.01 dB
SAR (1g) = 9.32 W/kg; SAR (10g) = 5.05 W/kg;
M2/M1 [%]=82.8
Dist 3dB Peak [mm]=11.4

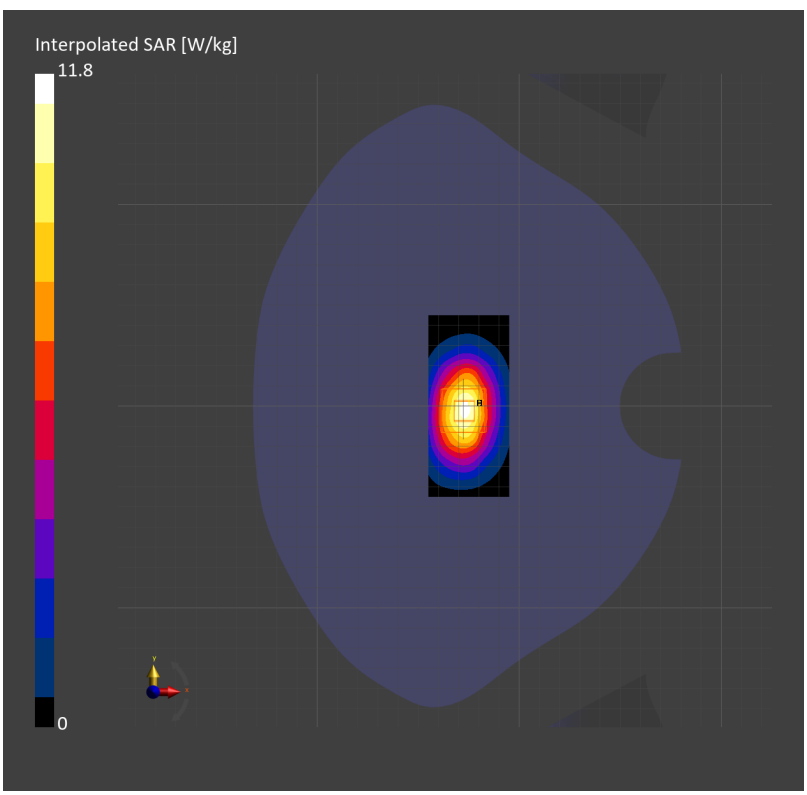

System Performance Check 1950 MHz Head

D1950V3-SN 1138

Communication System: ; Frequency: 1950.000
Medium: Head Simulating Liquid. Medium parameters used: f= 1950.000 MHz; σ= 1.41 S/m; ε_r = 40.4

DASY8 Configuration:
- Probe: EX3DV4 - SN7838; ConvF(7.77, 7.41, 7.63); Calibrated: 2024-11-20
- Sensor-Surface: 1.4 mm
- Electronics: DAE4ip Sn1803; Calibrated: 2024-08-08
- Phantom: Twin-SAM V8.0 (30deg probe tilt); Serial: 2156
- Measurement Software: cDASY8 V16.4.0.5005

Area Scan (45.0 mm x 90.0 mm): Measurement Grid: 15.0 mm x 15.0 mm
SAR (1g) = 10.2 W/kg; SAR (10g) = 5.48 W/kg;

Zoom Scan (32.0 mm x 32.0 mm x 30.0 mm): Measurement Grid: 6.0 mm x 6.0 mm x 1.5 mm
Power Drift = 0.02 dB
SAR (1g) = 10.3 W/kg; SAR (10g) = 5.41 W/kg;
M2/M1 [%]=80.9
Dist 3dB Peak [mm]=10.3



System Performance Check 2450 MHz Head

D2450V2-SN 733

Communication System: ; Frequency: 2450.000
Medium: Head Simulating Liquid. Medium parameters used: f= 2450.000 MHz; σ= 1.77 S/m; ε_r = 39.3

DASY8 Configuration:
- Probe: EX3DV4 - SN7838; ConvF(7.13, 6.8, 7.01); Calibrated: 2024-11-20
- Sensor-Surface: 1.4 mm
- Electronics: DAE4ip Sn1803; Calibrated: 2024-08-08
- Phantom: Twin-SAM V8.0 (30deg probe tilt); Serial: 2156
- Measurement Software: cDASY8 V16.4.0.5005

Area Scan (48.0 mm x 96.0 mm): Measurement Grid: 12.0 mm x 12.0 mm
SAR (1g) = 13.6 W/kg; SAR (10g) = 6.63 W/kg;

Zoom Scan (30.0 mm x 30.0 mm x 30.0 mm): Measurement Grid: 5.0 mm x 5.0 mm x 5 mm
Power Drift = 0.00 dB
SAR (1g) = 14.1 W/kg; SAR (10g) = 6.53 W/kg;
M2/M1 [%]=80.2
Dist 3dB Peak [mm]=9.1



System Performance Check 2600 MHz Head

D2600V2-SN 1125

Communication System: ; Frequency: 2600.000
Medium: Head Simulating Liquid. Medium parameters used: f= 2600.000 MHz; σ= 1.89 S/m; ε_r = 38.1

DASY8 Configuration:
- Probe: EX3DV4 - SN7838; ConvF(7.33, 7.0, 7.21); Calibrated: 2024-11-20
- Sensor-Surface: 1.4 mm
- Electronics: DAE4ip Sn1803; Calibrated: 2024-08-08
- Phantom: Twin-SAM V8.0 (30deg probe tilt); Serial: 2156
- Measurement Software: cDASY8 V16.4.0.5005

Area Scan (48.0 mm x 96.0 mm): Measurement Grid: 12.0 mm x 12.0 mm
SAR (1g) = 14.4 W/kg; SAR (10g) = 6.75 W/kg;

Zoom Scan (30.0 mm x 30.0 mm x 30.0 mm): Measurement Grid: 5.0 mm x 5.0 mm x 5.0 mm
Power Drift = 0.00 dB
SAR (1g) = 14.8 W/kg; SAR (10g) = 6.66 W/kg;
M2/M1 [%]=79.9
Dist 3dB Peak [mm]=9.1



System Performance Check 3500MHz Head

D3500V2-SN 1082

Communication System: ; Frequency: 3500.000
Medium: Head Simulating Liquid. Medium parameters used: f= 3500.000 MHz; σ= 2.82 S/m; ε_r = 37.6

DASY8 Configuration:
- Probe: EX3DV4 - SN7821; ConvF(6.7, 6.7, 6.7); Calibrated: 2024-08-29
- Sensor-Surface: 1.4 mm
- Electronics: DAE4ip Sn1830; Calibrated: 2024-10-18
- Phantom: Twin-SAM V8.0 (30deg probe tilt); Serial: 2146
- Measurement Software: cDASY8 V16.4.0.5005

Area Scan (40.0 mm x 100.0 mm): Measurement Grid: 10.0 mm x 10.0 mm
SAR (1g) = 7.00 W/kg; SAR (10g) = 2.67 W/kg;

Zoom Scan (25.0 mm x 25.0 mm x 24.0 mm): Measurement Grid: 5.0 mm x 5.0 mm x 3 mm
Power Drift = -0.01 dB
SAR (1g) = 7.04 W/kg; SAR (10g) = 2.70 W/kg;
M2/M1 [%]=73.3
Dist 3dB Peak [mm]=8.6

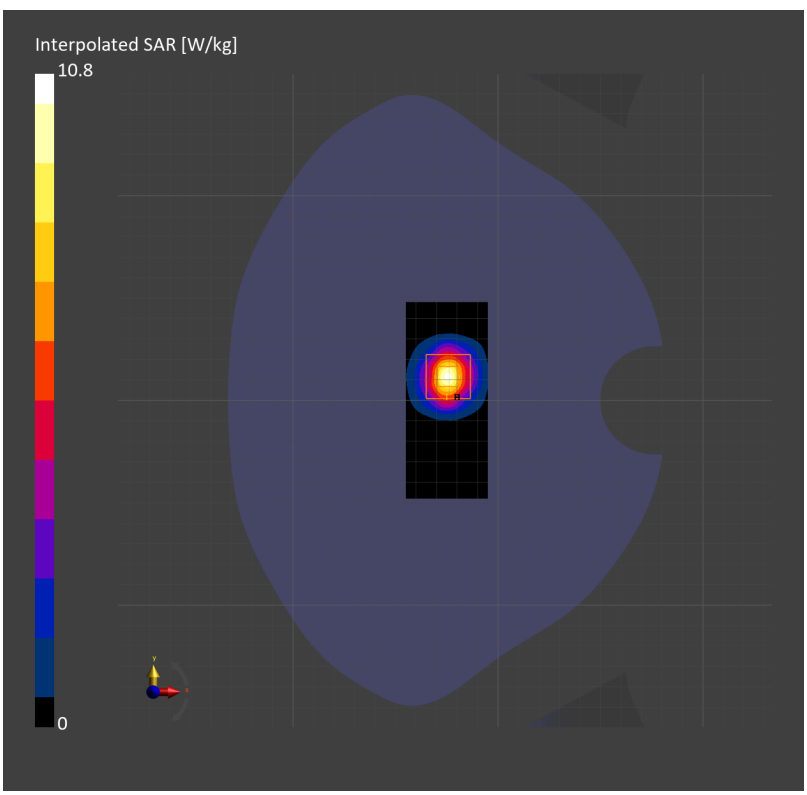

System Performance Check 5250 MHz Head

D5GHzV2-SN 1165

Communication System: ; Frequency: 5250.000
Medium: Head Simulating Liquid. Medium parameters used: f= 5250.000 MHz; σ= 4.74 S/m; ε_r = 36.8

DASY8 Configuration:
- Probe: EX3DV4 - SN7838; ConvF(5.52, 5.26, 5.42); Calibrated: 2024-11-20
- Sensor-Surface: 1.4 mm
- Electronics: DAE4ip Sn1803; Calibrated: 2024-08-08
- Phantom: Twin-SAM V8.0 (30deg probe tilt); Serial: 2156
- Measurement Software: cDASY8 V16.4.0.5005

Area Scan (40.0 mm x 80.0 mm): Measurement Grid: 10.0 mm x 10.0 mm
SAR (1g) = 6.14 W/kg; SAR (10g) = 2.11 W/kg;

Zoom Scan (24.0 mm x 24.0 mm x 22.0 mm): Measurement Grid: 4.0 mm x 4.0 mm x 2 mm
Power Drift = -0.00 dB
SAR (1g) = 7.37 W/kg; SAR (10g) = 2.28 W/kg;
M2/M1 [%]=61.7
Dist 3dB Peak [mm]=8.2



System Performance Check 5600 MHz Head

D5GHzV2-SN 1165

Communication System: ; Frequency: 5600.000
Medium: Head Simulating Liquid. Medium parameters used: f= 5600.000 MHz; σ= 5.13 S/m; εr= 35.9

DASY8 Configuration:
- Probe: EX3DV4 - SN7838; ConvF(5.07, 4.84, 4.98); Calibrated: 2024-11-20
- Sensor-Surface: 1.4 mm
- Electronics: DAE4ip Sn1803; Calibrated: 2024-08-08
- Phantom: Twin-SAM V8.0 (30deg probe tilt); Serial: 2156
- Measurement Software: cDASY8 V16.4.0.5005

Area Scan (40.0 mm x 80.0 mm): Measurement Grid: 10.0 mm x 10.0 mm
SAR (1g) = 7.51 W/kg; SAR (10g) = 2.31 W/kg;

Zoom Scan (24.0 mm x 24.0 mm x 22.0 mm): Measurement Grid: 4.0 mm x 4.0 mm x 2 mm
Power Drift = -0.01 dB
SAR (1g) = 8.75 W/kg; SAR (10g) = 2.49 W/kg;
M2/M1 [%]=60.2
Dist 3dB Peak [mm]=7.6

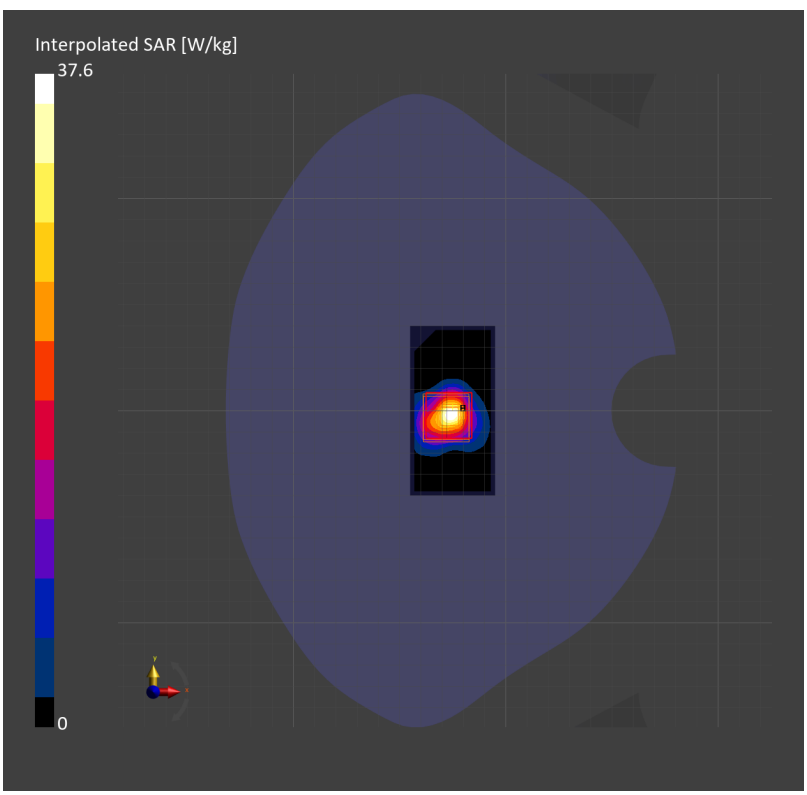

System Performance Check 5750 MHz Head

D5GHzV2-SN 1165

Communication System: ; Frequency: 5750.000
Medium: Head Simulating Liquid. Medium parameters used: f= 5750.000 MHz; σ= 5.32 S/m; ε_r = 35.7

DASY8 Configuration:
- Probe: EX3DV4 - SN7838; ConvF(5.18, 4.94, 5.09); Calibrated: 2024-11-20
- Sensor-Surface: 1.4 mm
- Electronics: DAE4ip Sn1803; Calibrated: 2024-08-08
- Phantom: Twin-SAM V8.0 (30deg probe tilt); Serial: 2156
- Measurement Software: cDASY8 V16.4.0.5005

Area Scan (40.0 mm x 80.0 mm): Measurement Grid: 10.0 mm x 10.0 mm
SAR (1g) = 6.54 W/kg; SAR (10g) = 2.06 W/kg;

Zoom Scan (24.0 mm x 24.0 mm x 22.0 mm): Measurement Grid: 4.0 mm x 4.0 mm x 2 mm
Power Drift = 0.02 dB
SAR (1g) = 7.75 W/kg; SAR (10g) = 2.19 W/kg;
M2/M1 [%]=58.9
Dist 3dB Peak [mm]=7.9

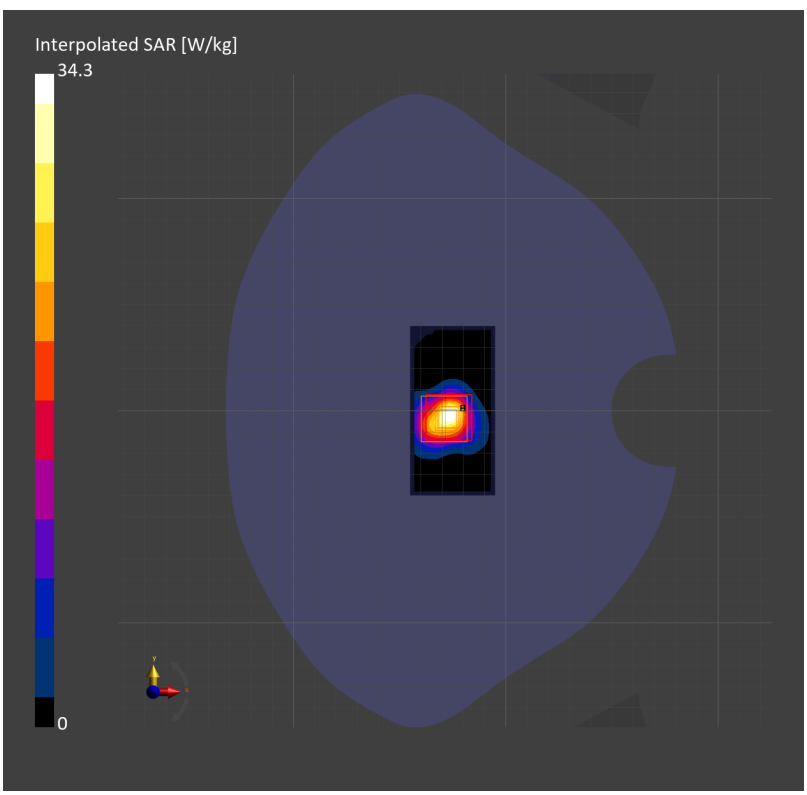

- End of the Appendix -