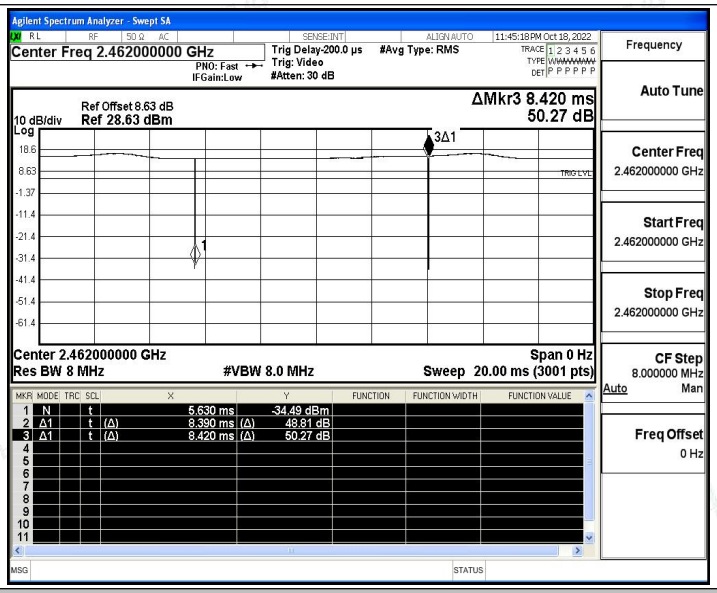


11G_Ant1_2412

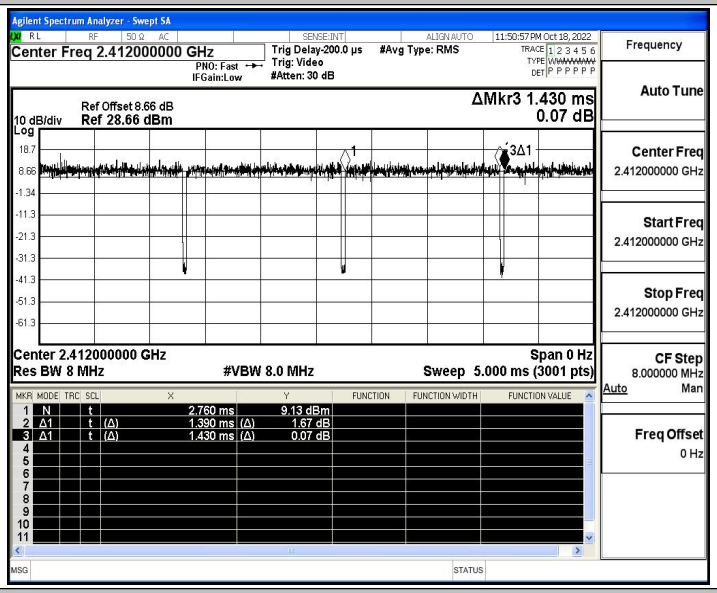


11G_Ant1_2437

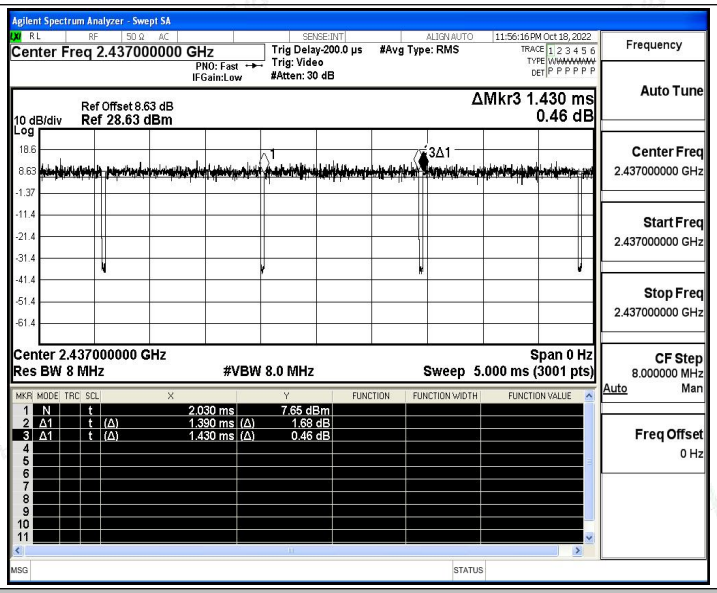


11G_Ant1_2462

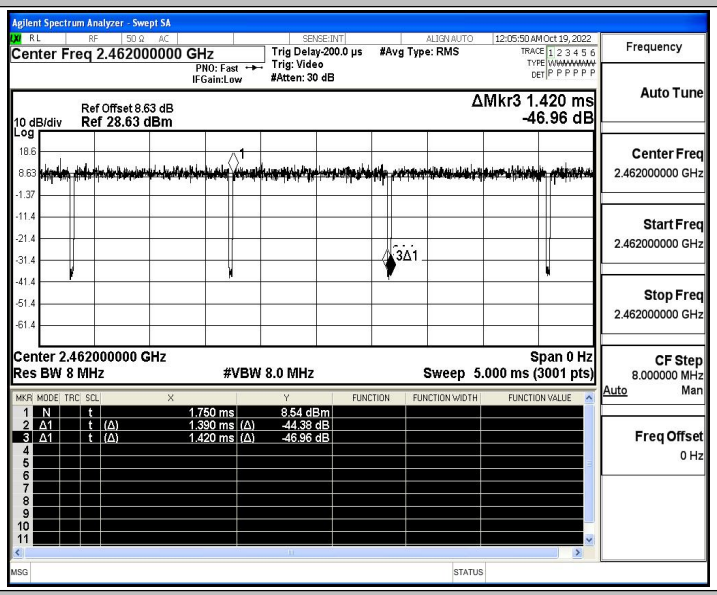


11N20SISO_Ant1_2412

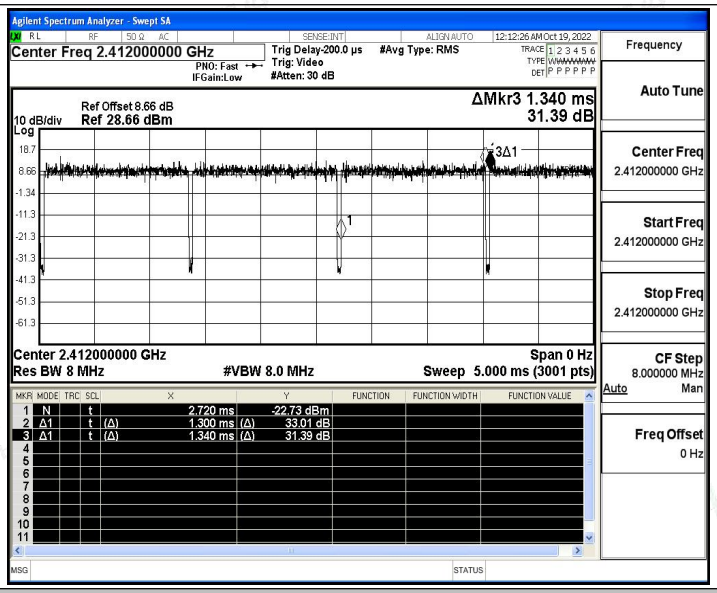


11N20SISO_Ant1_2437

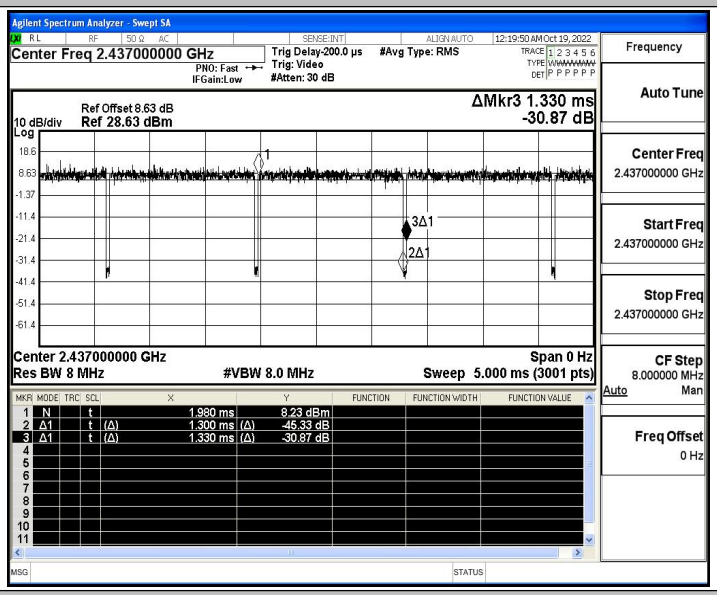


11N20SISO_Ant1_2462

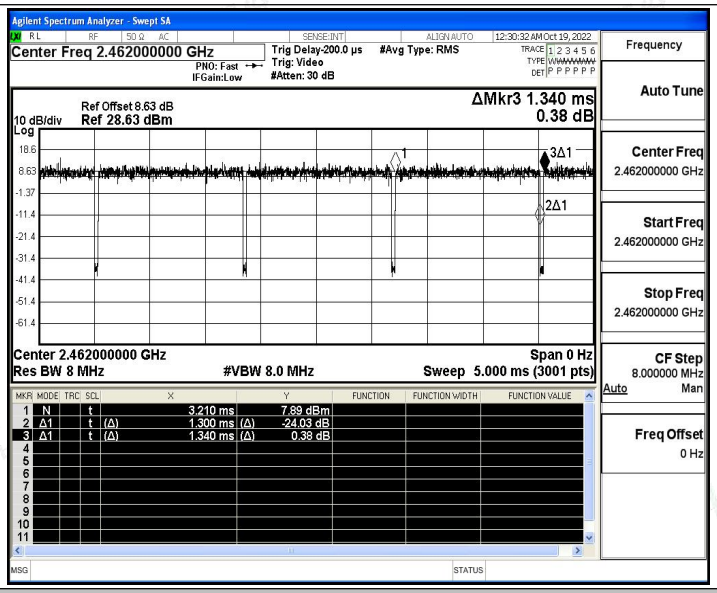


11N40SISO_Ant1_2422

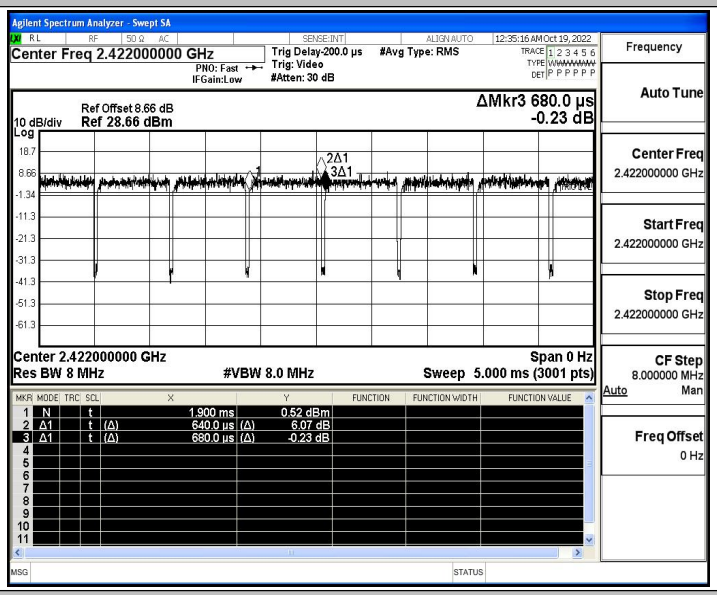


11N40SISO_Ant1_2437

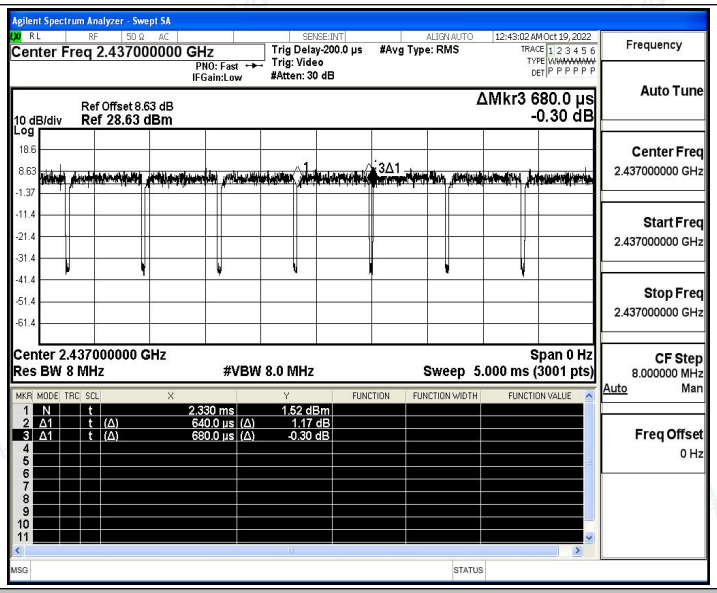


11N40SISO_Ant1_2452

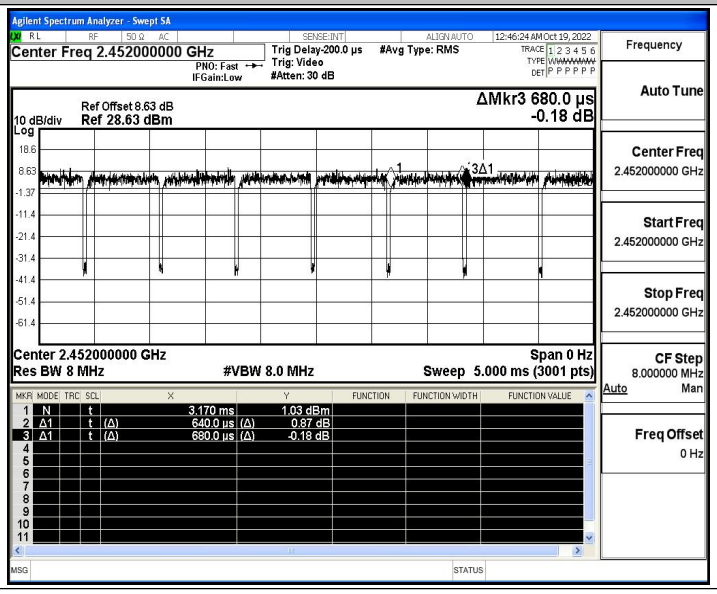

# B.7 Emissions in Restricted Bands

## Test Result

| TestMode | Antenna | ChName | Freq(MHz) | Detector | Freq [MHz] | Result [dBm] | Limit [dBm] | Result [dBuV/m] | Limit [dBuV/m] | Verdict |
|---|---|---|---|---|---|---|---|---|---|---|
| 11B | Ant1 | Low | 2412 | AV | 2310.000 | -58.41 | ≤-41.20 | 36.79 | ≤54 | PASS |
| | | | | AV | 2389.310 | -54.03 | ≤-41.20 | 41.17 | ≤54 | PASS |
| | | | | AV | 2390.000 | -54.25 | ≤-41.20 | 40.95 | ≤54 | PASS |
| | | | | Peak | 2310.000 | -47.92 | ≤-21.20 | 47.28 | ≤74 | PASS |
| | | | | Peak | 2388.530 | -43.55 | ≤-21.20 | 51.65 | ≤74 | PASS |
| | | | | Peak | 2390.000 | -44.1 | ≤-21.20 | 51.10 | ≤74 | PASS |
| | | High | 2462 | AV | 2483.500 | -55.64 | ≤-41.20 | 39.56 | ≤54 | PASS |
| | | | | AV | 2486.860 | -54.79 | ≤-41.20 | 40.41 | ≤54 | PASS |
| | | | | AV | 2500.000 | -56.58 | ≤-41.20 | 38.62 | ≤54 | PASS |
| | | | | Peak | 2483.500 | -45.44 | ≤-21.20 | 49.76 | ≤74 | PASS |
| | | | | Peak | 2488.290 | -43.9 | ≤-21.20 | 51.30 | ≤74 | PASS |
| | | | | Peak | 2500.000 | -45.71 | ≤-21.20 | 49.49 | ≤74 | PASS |
| 11G | Ant1 | Low | 2412 | AV | 2310.000 | -57.64 | ≤-41.20 | 37.56 | ≤54 | PASS |
| | | | | AV | 2389.960 | -51.95 | ≤-41.20 | 43.25 | ≤54 | PASS |
| | | | | AV | 2390.000 | -51.95 | ≤-41.20 | 43.25 | ≤54 | PASS |
| | | | | Peak | 2310.000 | -47.26 | ≤-21.20 | 47.94 | ≤74 | PASS |
| | | | | Peak | 2389.830 | -36.07 | ≤-21.20 | 59.13 | ≤74 | PASS |
| | | | | Peak | 2390.000 | -36.19 | ≤-21.20 | 59.01 | ≤74 | PASS |
| | | High | 2462 | AV | 2483.500 | -50.5 | ≤-41.20 | 44.70 | ≤54 | PASS |
| | | | | AV | 2483.670 | -50.77 | ≤-41.20 | 44.43 | ≤54 | PASS |
| | | | | AV | 2500.000 | -54.19 | ≤-41.20 | 41.01 | ≤54 | PASS |
| | | | | Peak | 2483.500 | -34.9 | ≤-21.20 | 60.30 | ≤74 | PASS |
| | | | | Peak | 2483.670 | -32.42 | ≤-21.20 | 62.78 | ≤74 | PASS |
| | | | | Peak | 2500.000 | -44.21 | ≤-21.20 | 50.99 | ≤74 | PASS |
| 11N20SISO | Ant1 | Low | 2412 | AV | 2310.000 | -57.66 | ≤-41.20 | 37.54 | ≤54 | PASS |
| | | | | AV | 2389.960 | -49.83 | ≤-41.20 | 45.37 | ≤54 | PASS |
| | | | | AV | 2390.000 | -49.83 | ≤-41.20 | 45.37 | ≤54 | PASS |
| | | | | Peak | 2310.000 | -47.61 | ≤-21.20 | 47.59 | ≤74 | PASS |
| | | | | Peak | 2388.660 | -33.15 | ≤-21.20 | 62.05 | ≤74 | PASS |
| | | | | Peak | 2390.000 | -34.02 | ≤-21.20 | 61.18 | ≤74 | PASS |
| | | High | 2462 | AV | 2483.500 | -49.78 | ≤-41.20 | 45.42 | ≤54 | PASS |
| | | | | AV | 2483.560 | -49.6 | ≤-41.20 | 45.60 | ≤54 | PASS |
| | | | | AV | 2500.000 | -53.99 | ≤-41.20 | 41.21 | ≤54 | PASS |
| | | | | Peak | 2483.500 | -32.16 | ≤-21.20 | 63.04 | ≤74 | PASS |
| | | | | Peak | 2484.550 | -33.02 | ≤-21.20 | 62.18 | ≤74 | PASS |

| | | | | | | | | | | |
|---|---|---|---|---|---|---|---|---|---|---|
| | | | | Peak | 2500.000 | -44.12 | ≤-21.20 | 51.08 | ≤74 | PASS |
| 11N40SISO | Ant1 | Low | 2422 | AV | 2310.000 | -57.64 | ≤-41.20 | 37.56 | ≤54 | PASS |
| | | | | AV | 2389.700 | -47.7 | ≤-41.20 | 47.50 | ≤54 | PASS |
| | | | | AV | 2390.000 | -47.82 | ≤-41.20 | 47.38 | ≤54 | PASS |
| | | | | Peak | 2310.000 | -46.73 | ≤-21.20 | 48.47 | ≤74 | PASS |
| | | | | Peak | 2388.140 | -30.64 | ≤-21.20 | 64.56 | ≤74 | PASS |
| | | | | Peak | 2390.000 | -31.6 | ≤-21.20 | 63.60 | ≤74 | PASS |
| | | High | 2452 | AV | 2483.500 | -44.56 | ≤-41.20 | 50.64 | ≤54 | PASS |
| | | | | AV | 2484.220 | -44.52 | ≤-41.20 | 50.68 | ≤54 | PASS |
| | | | | AV | 2500.000 | -51.49 | ≤-41.20 | 43.71 | ≤54 | PASS |
| | | | | Peak | 2483.500 | -27.19 | ≤-21.20 | 68.01 | ≤74 | PASS |
| | | | | Peak | 2484.880 | -26.27 | ≤-21.20 | 68.93 | ≤74 | PASS |
| | | | | Peak | 2500.000 | -38.42 | ≤-21.20 | 56.78 | ≤74 | PASS |

Note：

1. The Antenna Gain is compensated in the graph.
2. The limit in dBm for average detector is conversion from 54dBuV/m, according to 15.209(a). The limit in dBm for peak detector is 20dB above the limit of average detector in dBm.

## Test Graphs

11B_Ant1_Low_2412_AV

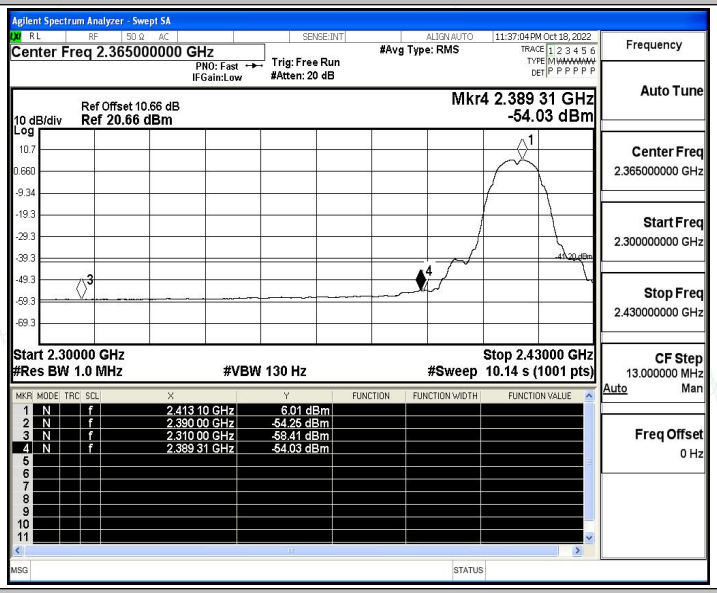


11B_Ant1_Low_2412_Peak

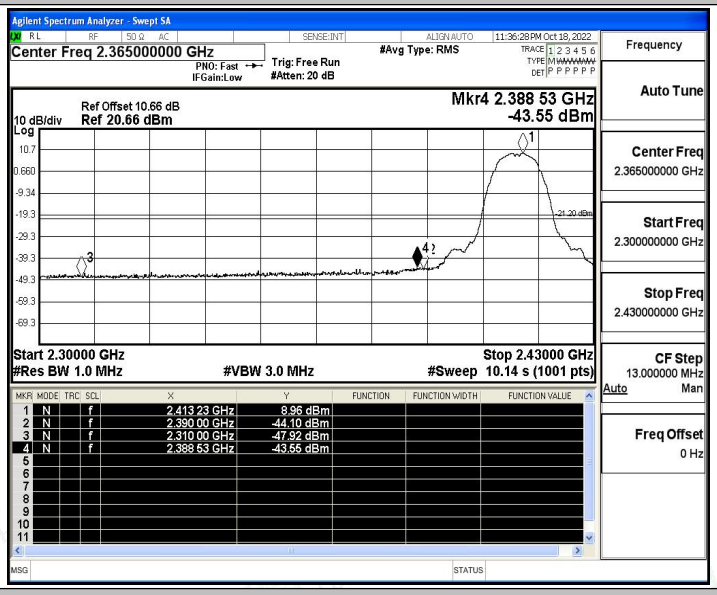


11B_Ant1_High_2462_AV

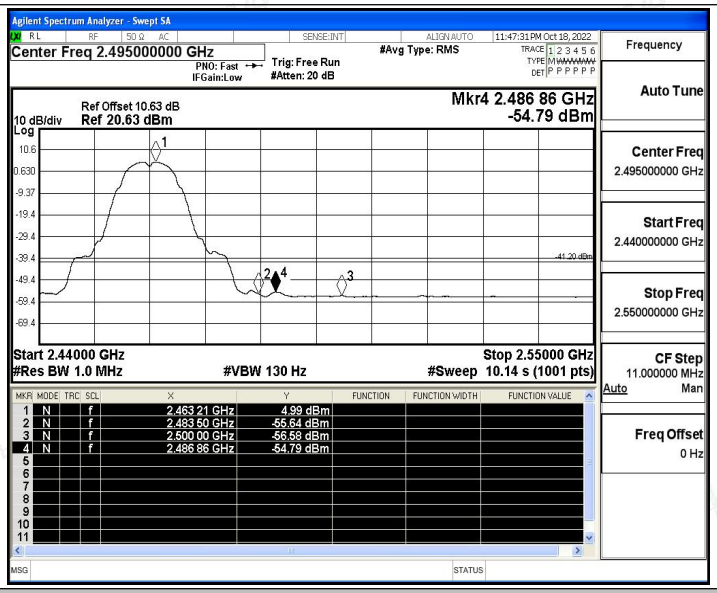


11B_Ant1_High_2462_Peak

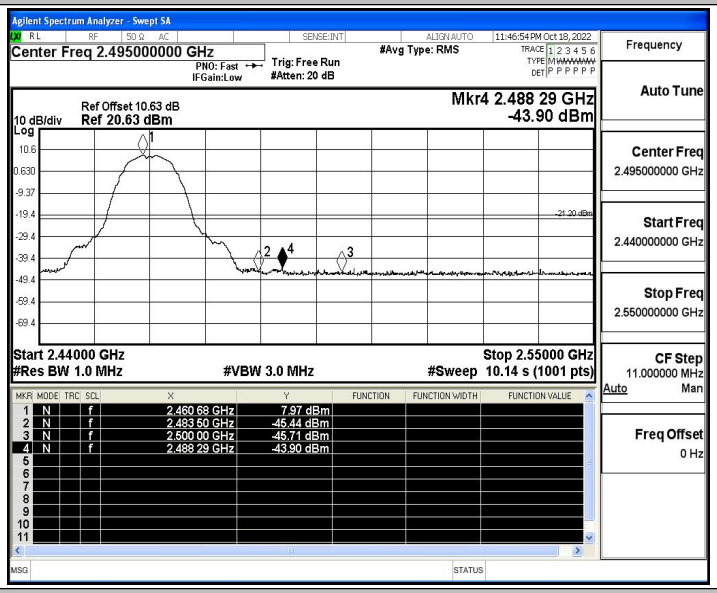


11G_Ant1_Low_2412_AV

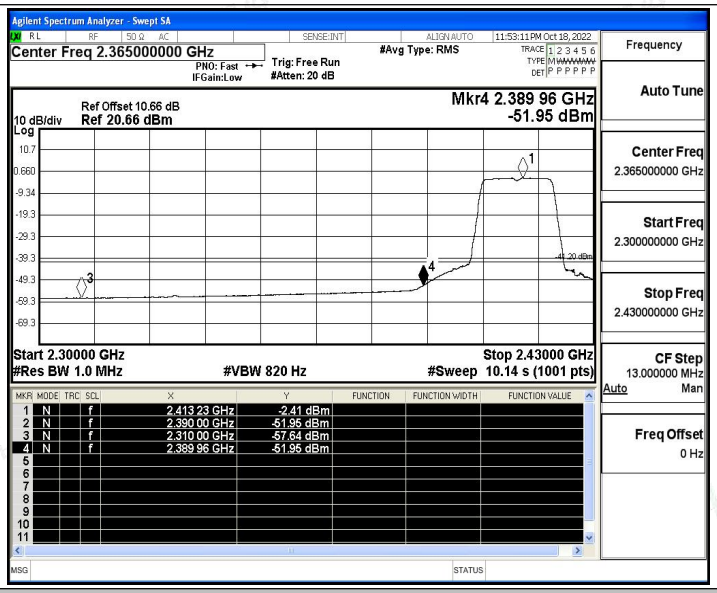


11G_Ant1_Low_2412_Peak

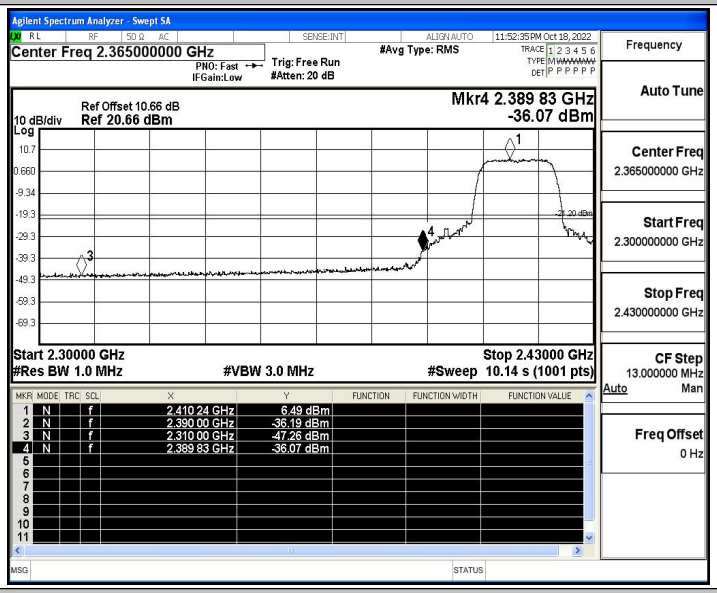


11G_Ant1_High_2462_AV

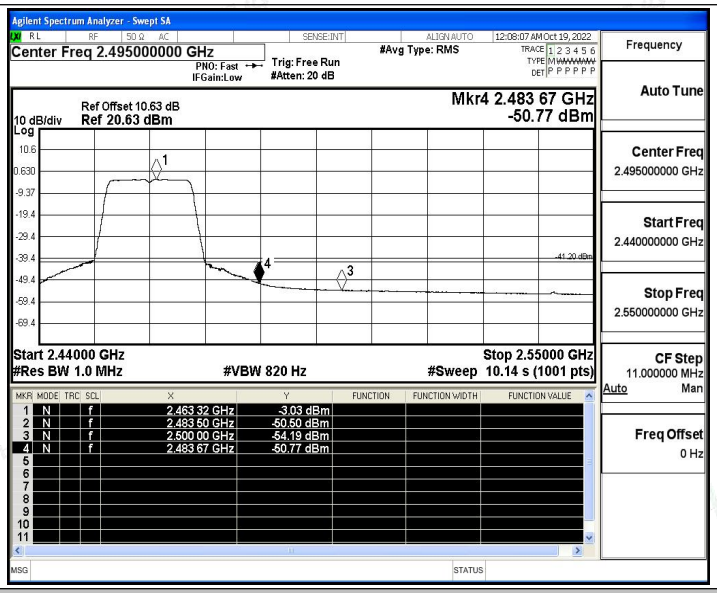


11G_Ant1_High_2462_Peak

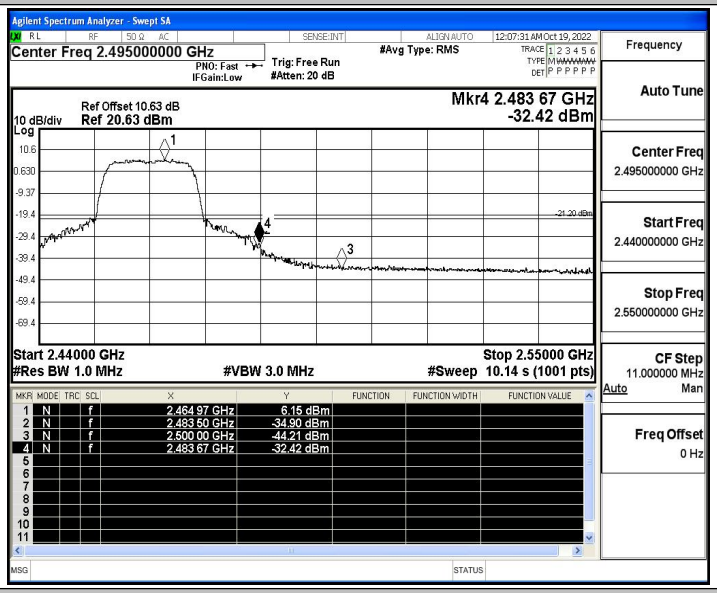


11N20SISO_Ant1_Low_2412_AV

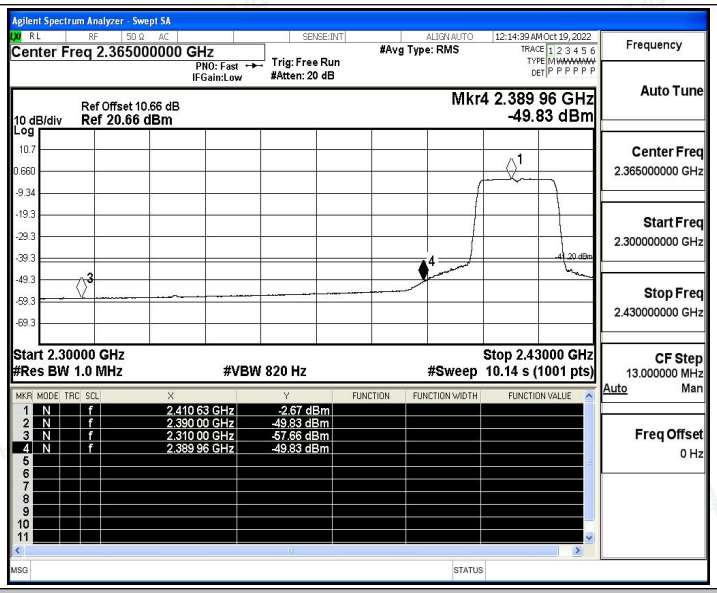


11N20SISO_Ant1_Low_2412_Peak

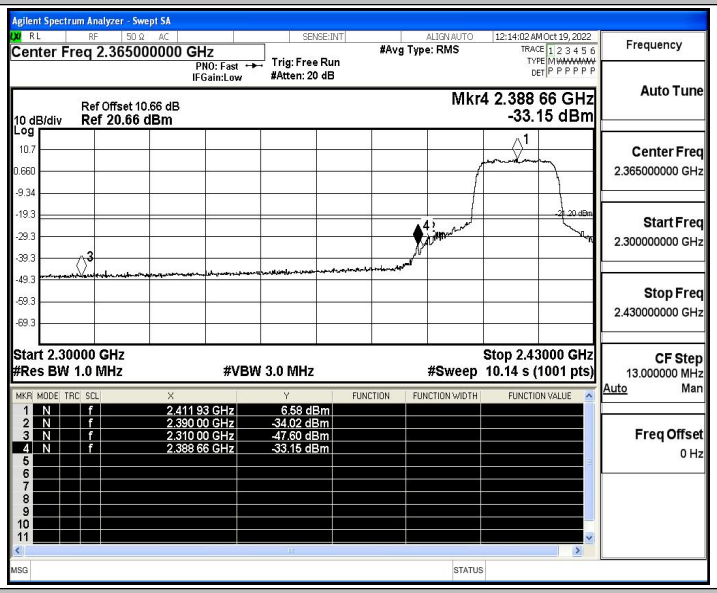


11N20SISO_Ant1_High_2462_AV

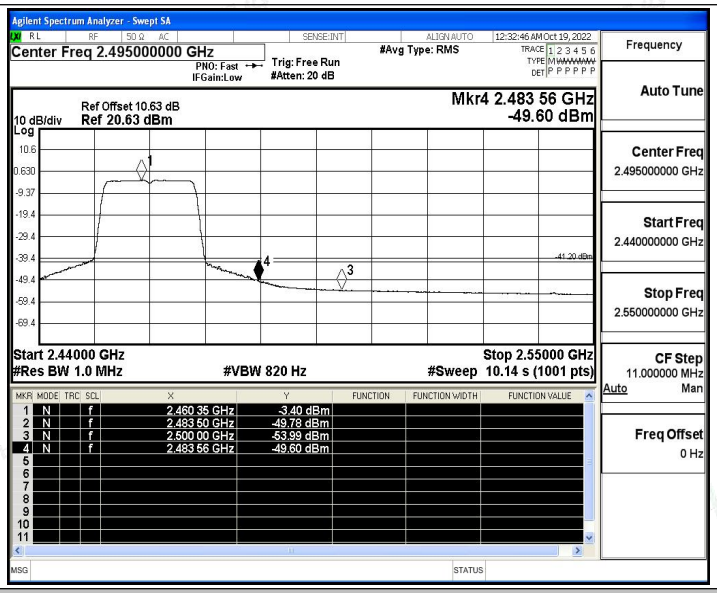


11N20SISO_Ant1_High_2462_Peak

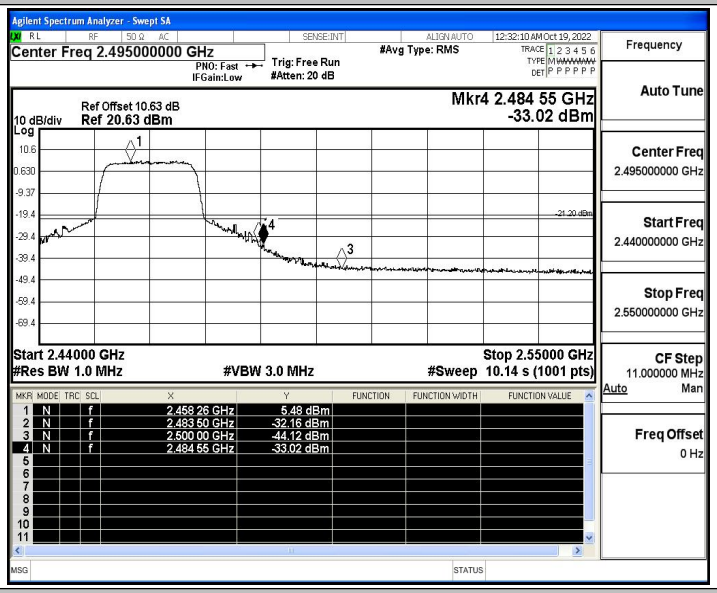


11N40SISO_Ant1_Low_2422_AV

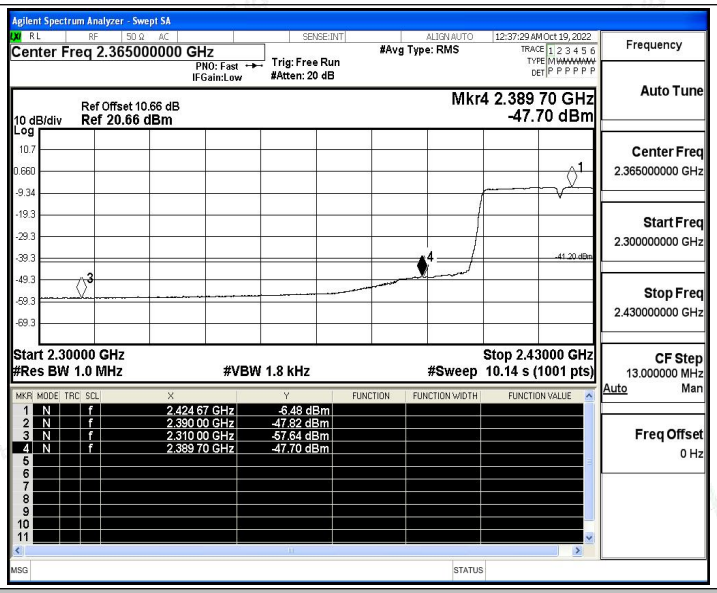


11N40SISO_Ant1_Low_2422_Peak

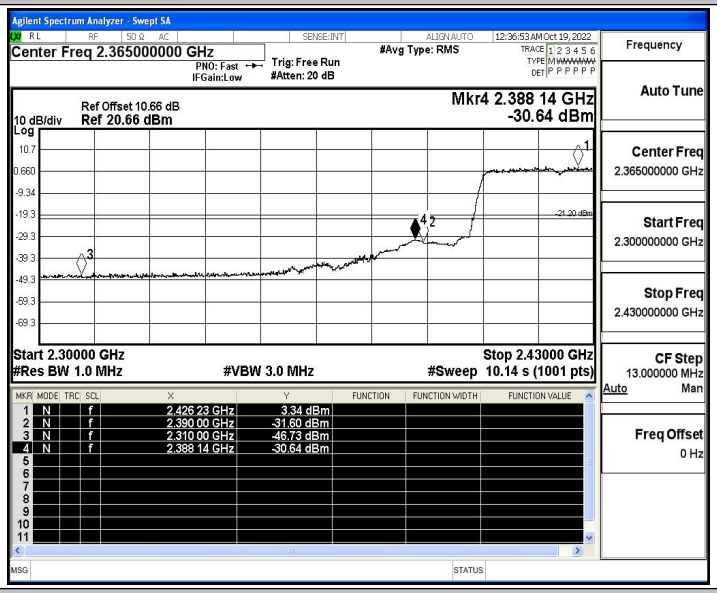


11N40SISO_Ant1_High_2452_AV

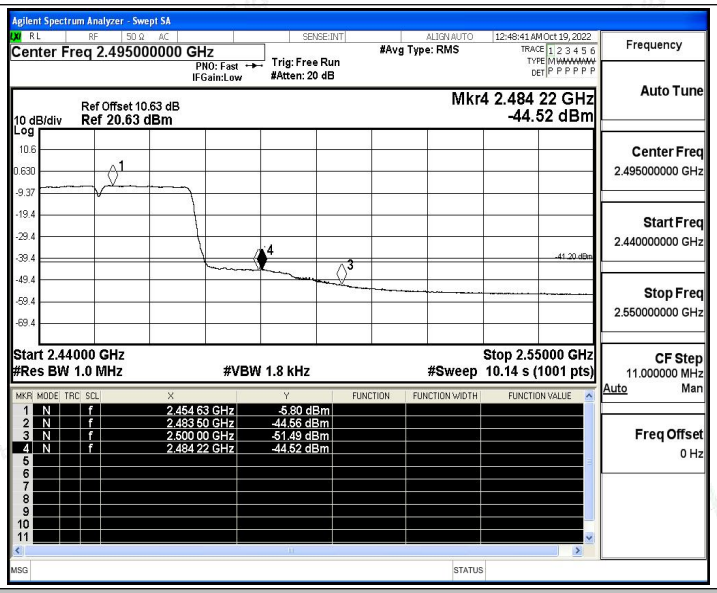

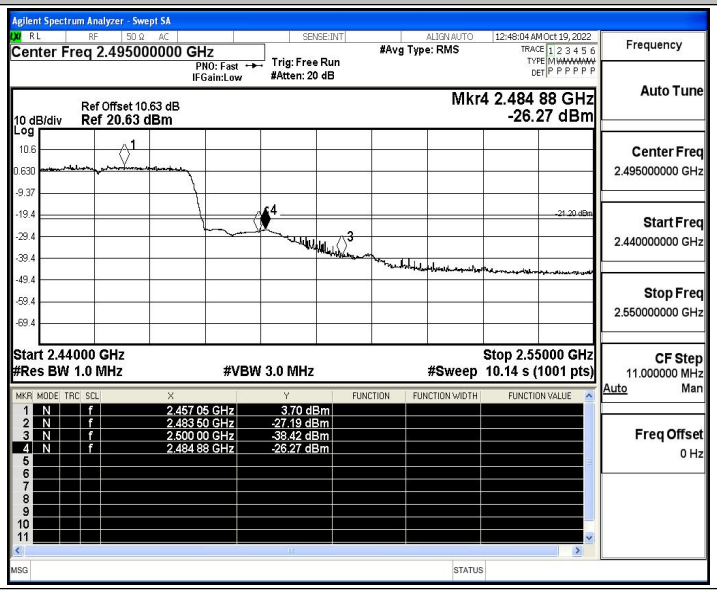
11N40SISO_Ant1_High_2452_Peak