PHOTO EXHIBIT

Report Number: R13663253-EP1

Applicant	:	Stryker Instruments 1941 Stryker Way Portage, MI 49002, USA
Model	:	SX-SDMAC-2832S+
Brand	:	Stryker Medical
FCC ID	:	2AZGA-SDMACE
IC	:	27138-SDMACE
EUT Description	:	Embedded Wireless Module
Test Standard(s)	:	FCC 47 CFR PART 15 SUBPART C ISED RSS-247 ISSUE 2 ISED RSS-GEN ISSUE 5 + A1

Date Of Issue:
2021-07-08

Prepared by:
UL LLC
12 Laboratory Dr.
Research Triangle Park, NC 27709 U.S.A.
TEL: (919) 549-1400

NVLAP Lab code: 200246-0

REPORT REVISION HISTORY

Rev.	Issue Date	Revisions	Revised By
V1	2021-01-29	Initial Issue	Noah Bennett
V2	2021-07-08	Updated EUT Desciption and FCC/IC ID	Noah Bennett

UL LLC
12 Laboratory Dr., RTP, NC 27709; USA TEL: (919) 549-1400

This report shall not be reproduced except in full, without the written approval of UL LLC

TABLE OF CONTENTS

REPORT REVISION HISTORY **2**

TABLE OF CONTENTS **3**

1. SETUP DIAGRAMS **4**

2. SETUP PHOTOS **5**

END OF TEST REPORT **11**

UL LLC
12 Laboratory Dr., RTP, NC 27709; USA TEL: (919) 549-1400

This report shall not be reproduced except in full, without the written approval of UL LLC

1. SETUP DIAGRAMS

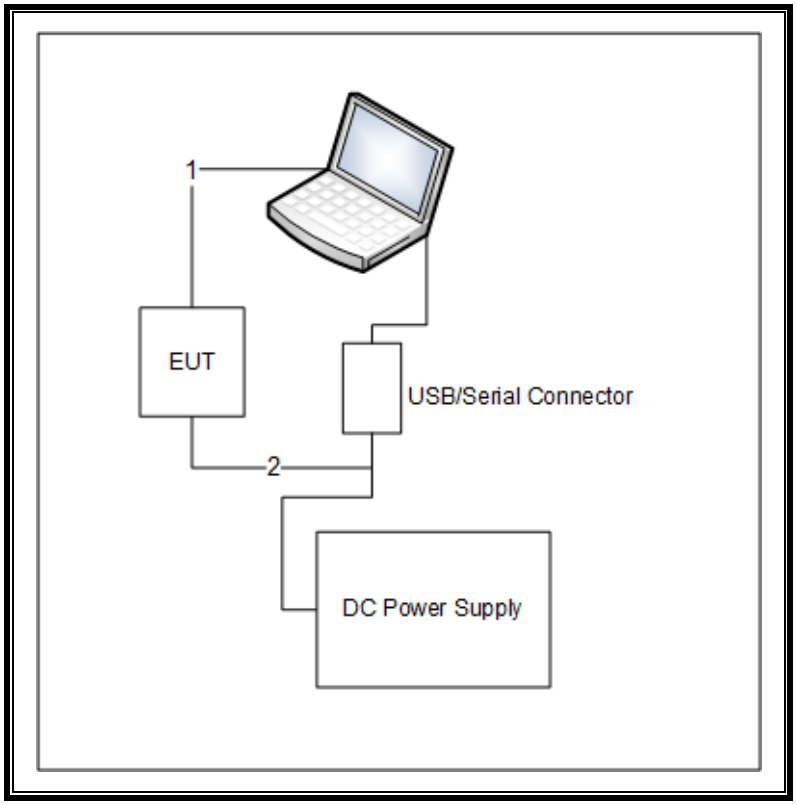

Note – For antenna port testing, the spectrum analyzer was connected directly to the antenna port.

UL LLC
12 Laboratory Dr., RTP, NC 27709; USA TEL: (919) 549-1400

This report shall not be reproduced except in full, without the written approval of UL LLC

2. SETUP PHOTOS

CONDUCTED MEASUREMENT SETUP

EXTERNAL



UL LLC
12 Laboratory Dr., RTP, NC 27709; USA TEL: (919) 549-1400

This report shall not be reproduced except in full, without the written approval of UL LLC

RADIATED RF MEASUREMENT SETUP

RADIATED PHOTO (EXTERNAL ANTENNA <30 MHz)





UL LLC
12 Laboratory Dr., RTP, NC 27709; USA TEL: (919) 549-1400

This report shall not be reproduced except in full, without the written approval of UL LLC

RADIATED PHOTO (EXTERNAL ANTENNA >1GHz)





UL LLC
12 Laboratory Dr., RTP, NC 27709; USA TEL: (919) 549-1400

This report shall not be reproduced except in full, without the written approval of UL LLC

RADIATED PHOTO (EXTERNAL ANTENNA 30-1000MHz)





UL LLC
12 Laboratory Dr., RTP, NC 27709; USA TEL: (919) 549-1400

This report shall not be reproduced except in full, without the written approval of UL LLC

X-ORIENTATION – EXTERNAL ANTENNA



Y-ORIENTATION – EXTERNAL ANTENNA



UL LLC
12 Laboratory Dr., RTP, NC 27709; USA TEL: (919) 549-1400

This report shall not be reproduced except in full, without the written approval of UL LLC

Z-ORIENTATION – EXTERNAL ANTENNA



UL LLC
12 Laboratory Dr., RTP, NC 27709; USA TEL: (919) 549-1400

This report shall not be reproduced except in full, without the written approval of UL LLC

AC MAINS LINE CONDUCTED MEASUREMENT SETUP

EXTERNAL ANTENNA



END OF TEST REPORT

UL LLC
12 Laboratory Dr., RTP, NC 27709; USA TEL: (919) 549-1400

This report shall not be reproduced except in full, without the written approval of UL LLC