UNCERTAINTY FOR PERFORMANCE CHECK									
Uncertainty Component	Description	Uncertainty Value(%)	Probably Distribution	Div.	(Ci) 1g	(Ci) 10g	Std. Unc. 1g(%)	Std. Unc. 10g(%)	v
Measurement system									
Probe calibration	7.2.1	5.8	N	1	1	1	5.8	5.8	∞
Axial isotropy	7.2.1.1	3.5	R	$\sqrt{3}$	$(1-C_p)^{1/2}$	$(1-C_p)^{1/2}$	1.43	1.43	∞
Hemispherical isotropy	7.2.1.1	5.9	R	$\sqrt{3}$	$\sqrt{C_p}$	$\sqrt{C_p}$	2.41	2.41	∞
Boundary Effects	7.2.1.4	1.00	R	$\sqrt{3}$	1	1	0.58	0.58	∞
Linearity	7.2.1.2	4.70	R	$\sqrt{3}$	1	1	2.71	2.71	∞
System detection limits	7.2.1.2	1	R	$\sqrt{3}$	1	1	0.58	0.58	∞
Modulation Response	7.2.1.3	3	N	1	1	1	0.00	0.00	∞
Readout Electronics	7.2.1.5	0.5	N	1	1	1	0.50	0.50	∞
Response Time	7.2.1.6	0	R	$\sqrt{3}$	1	1	0.00	0.00	∞
Integration Time	7.2.1.7	1.4	R	$\sqrt{3}$	1	1	0.81	0.81	∞
RF Ambient Conditions-Noise	7.2.3.7	3	R	$\sqrt{3}$	1	1	1.73	1.73	∞
RF Ambient Conditions-Reflection	7.2.3.7	3	R	$\sqrt{3}$	1	1	1.73	1.73	∞
Probe positioned mechanical Tolerance	7.2.2.1	1.4	R	$\sqrt{3}$	1	1	0.81	0.81	∞
Probe positioning with respect to phantom shell	7.2.2.3	1.4	R	$\sqrt{3}$	1	1	0.81	0.81	∞
Extrapolation interpolation and integration algorithms for Max.SAR evaluation	7.2.4	2.3	R	1	1	1	1.33	1.33	∞
Dipole									
Deviation of experimental source from numerical source		4	N	1	1	1	4.00	4.00	∞
Input power and SAR drift measurement	7.2.3.6	5	R	$\sqrt{3}$	1	1	2.89	2.89	∞
Dipole axis to liquid distance		2	R	$\sqrt{3}$	1	1			∞
Phantom and tissue parameters									
Phantom uncertainty (shape and thickness tolerances)	7.2.2.2	4	R	$\sqrt{3}$	1	1	2.31	2.31	∞
uncertainty in SAR correction for deviation (in permittivity and conductivity)	7.2.6	2	N	1	1	0.84	2.00	1.68	∞
Liquid conductivity (temperature uncertainty)	7.2.3.5	2.5	N	1	0.78	0.71	1.95	1.78	∞
Liquid conductivity -measurement uncertainty	7.2.3.3	4	N	1	0.23	0.26	0.92	1.04	∞
Liquid permittivity (temperature uncertainty)	7.2.3.5	2.5	N	1	0.78	0.71	1.95	1.78	∞
Liquid permittivity measurement uncertainty	7.2.3.4	5	N	1	0.23	0.26	1.15	1.30	∞
Combined standard uncertainty			RSS				10.15	10.05	
Expanded uncertainty (95%CONFIDENCEINTERVAL			k				20.29	20.10	

10.6. Test Equipment List

Test Equipment	Manufacturer	Model	Serial Number	Calibration	
				Calibration Date (D.M.Y)	Calibration Due (D.M.Y)
PC	Lenovo	H3050	N/A	N/A	N/A
Signal Generator	Angilent	N5182A	MY47070282	Sep. 28, 2020	Sep. 27, 2021
Multimeter	Keithley	Multimeter 2000	4078275	Sep. 28, 2020	Sep. 27, 2021
Network Analyzer	Agilent	8753E	US38432457	Sep. 28, 2020	Sep. 27, 2021
Wireless Communication Test Set	R & S	CMU200	111382	Sep. 28, 2020	Sep. 27, 2021
Wideband Radio Communication Tester	R&S	CMW500	114220	Sep. 28, 2020	Sep. 27, 2021
Power Meter	Agilent	E4418B	GB43312526	Sep. 28, 2020	Sep. 27, 2021
Power Meter	Agilent	E4416A	MY45101555	Sep. 28, 2020	Sep. 27, 2021
Power Meter	Agilent	N1912A	MY50001018	Sep. 28, 2020	Sep. 27, 2021
Power Sensor	Agilent	E9301A	MY41497725	Sep. 28, 2020	Sep. 27, 2021
Power Sensor	Agilent	E9327A	MY44421198	Sep. 28, 2020	Sep. 27, 2021
Power Sensor	Agilent	E9323A	MY53070005	Sep. 28, 2020	Sep. 27, 2021
Power Amplifier	PE	PE15A4019	112342	N/A	N/A
Directional Coupler	Agilent	722D	MY52180104	N/A	N/A
Attenuator	Chensheng	FF779	134251	N/A	N/A
E-Field PROBE	MVG	SSE2	SN 36/20 EPGO346	Oct. 23, 2020	Oct. 22, 2021
DIPOLE 835	MVG	SID835	SN 16/15 DIP 0G835-369	Jun. 05, 2018	Jun. 04, 2021
DIPOLE 1800	MVG	SID 1800	SN 16/15 DIP 1G800-371	Jun. 05, 2018	Jun. 04, 2021
DIPOLE 1900	MVG	SID1900	SN 16/15 DIP 1G900-372	Jun. 05, 2018	Jun. 04, 2021
DIPOLE 2450	MVG	SID 2450	SN 16/15 DIP 2G450-374	Jun. 05, 2018	Jun. 04, 2021
DIPOLE 2600	MVG	SID 2600	SN 16/15 DIP 2G600-375	Jun. 05, 2018	Jun. 04, 2021
Limesar Dielectric Probe	MVG	SCLMP	SN 19/15 OCPG71	Jun. 05, 2018	Jun. 04, 2021
Communication Antenna	MVG	ANTA59	SN 39/14 ANTA59	N/A	N/A
Mobile Phone Position Device	MVG	MSH101	SN 19/15 MSH101	N/A	N/A
Dummy Probe	MVG	DP66	SN 13/15 DP66	N/A	N/A
SAM PHANTOM	MVG	SAM120	SN 19/15 SAM120	N/A	N/A
PHANTOM TABLE	MVG	TABP101	SN 19/15 TABP101	N/A	N/A
Robot TABLE	MVG	TABP61	SN 19/15 TABP61	N/A	N/A
6 AXIS ROBOT	KUKA	KR6-R900	501822	N/A	N/A

Note: *1.N/A means this equipment no need to calibrate*
2.Each Time means this device need to calibrate every use time
3. The dipole was not damaged properly repaired.
4. The measured SAR deviates from the calibrated SAR value by less than 10%
5. The most recent return-loss result meets the required 20 dB minimum return-loss requirement
6. The most recent measurement of the real or imaginary parts of the impedance deviates by less than 5 Ω from the previous measurement.

11. System Check Results

Date of measurement: 05/08/2021 Test mode: 835 (Body)
Product Description: Validation
Dipole Model: SID835
E-Field Probe: SSE2 (SN 36/20 EPGO346)

Phantom	Validation plane
Input Power	100mW
Crest Factor	1.0
Probe Conversion factor	5.65
Frequency (MHz)	835.000000
Relative permittivity (real part)	55.242077
Relative permittivity (imaginary part)	21.378187
Conductivity (S/m)	0.938883
Variation (%)	-0.150000
SAR 10g (W/Kg)	**0.633123**
SAR 1g (W/Kg)	**0.949446**

SURFACE SAR	**VOLUME SAR**
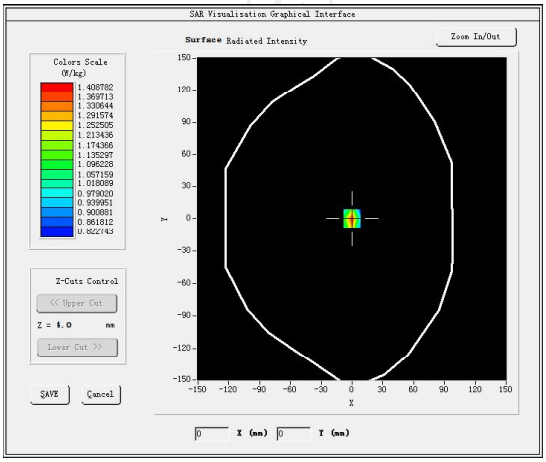	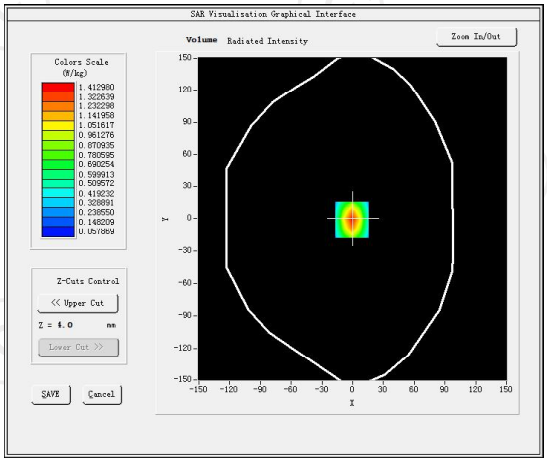

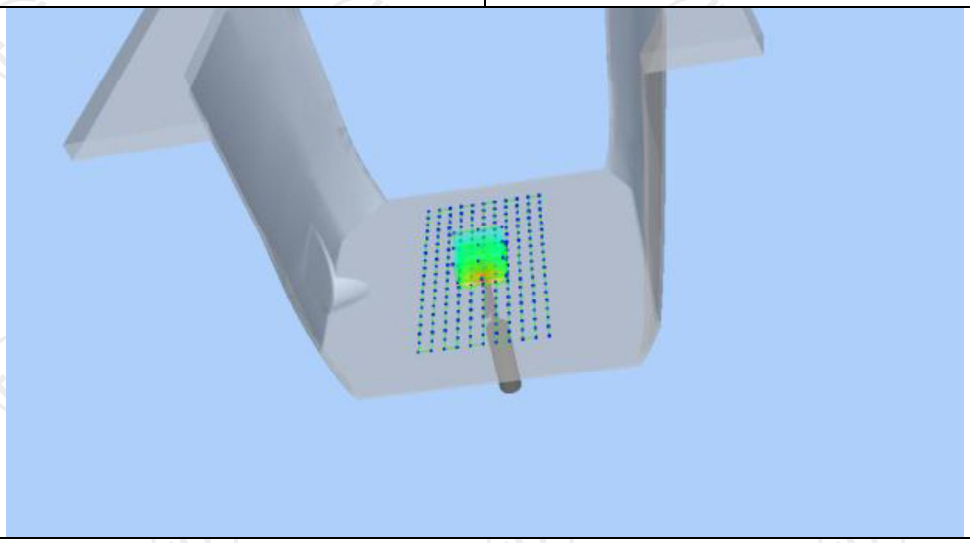

Z (mm)	0.00	4.00	9.00	14.00	19.00
SAR (W/Kg)	0.9625	0.6022	0.3594	0.2202	0.0725

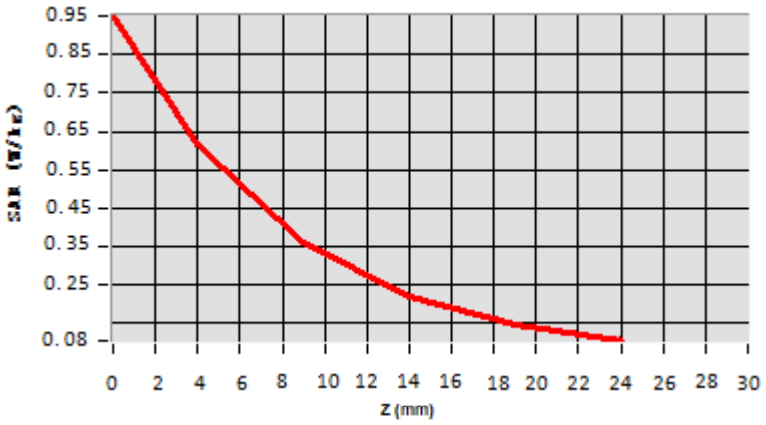

Hot spot position

Date of measurement: 05/10/2021 Test mode: 1800MHz (Body)
Product Description: Validation
Dipole Model: SID1800
E-Field Probe: SSE2 (SN 36/20 EPGO346)

Phantom	Validation plane
Input Power	100mW
Crest Factor	1.0
Probe Conversion factor	4.52
Frequency (MHz)	1800.000000
Relative permittivity (real part)	53.292699
Relative permittivity (imaginary part)	15.200000
Conductivity (S/m)	1.530000
Variation (%)	3.050000
SAR 10g (W/Kg)	**2.053687**
SAR 1g (W/Kg)	**3.782547**

SURFACE SAR	**VOLUME SAR**
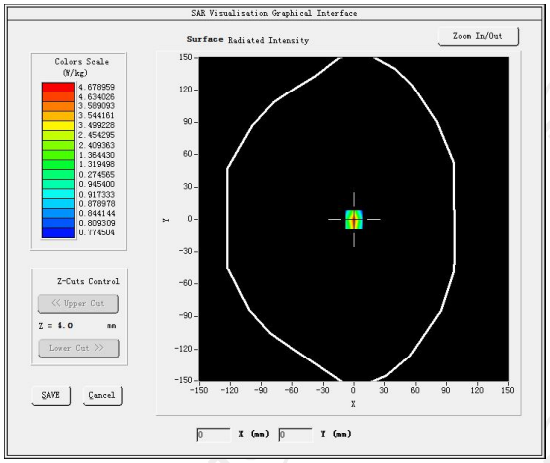	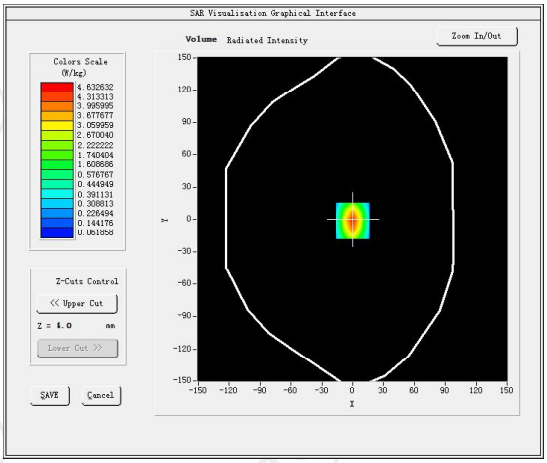

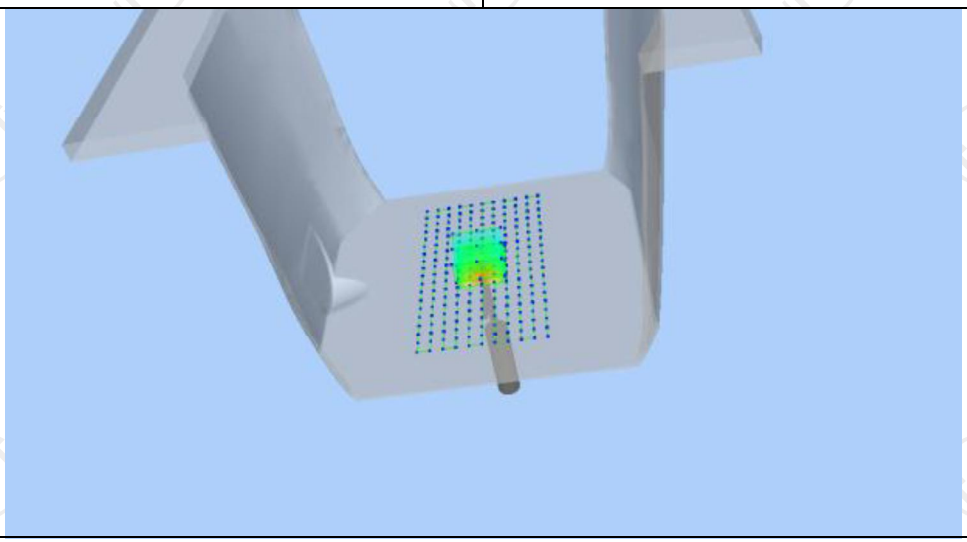

Z (mm)	0.00	4.00	9.00	14.00	19.00
SAR (W/Kg)	3.7545	2.4524	1.3520	0.8214	0.5525

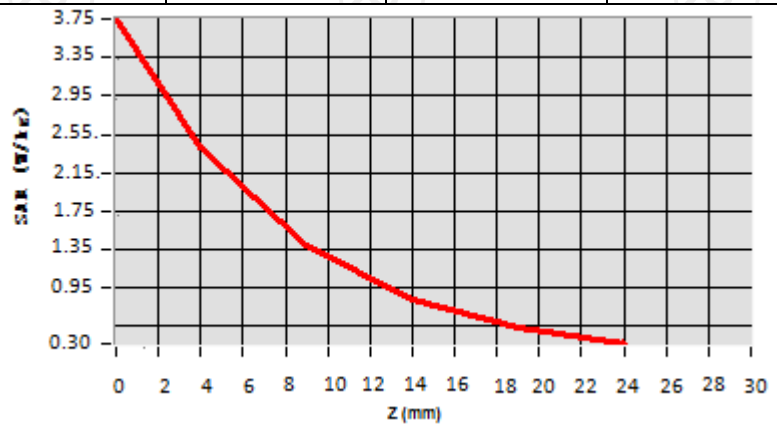

Hot spot position

Date of measurement: 05/11/2021 Test mode: 1900MHz (Body)
Product Description: Validation
Dipole Model: SID1900
E-Field Probe: SSE2 (SN 36/20 EPGO346)

Phantom	Validation plane
Input Power	100mW
Crest Factor	1.0
Probe Conversion factor	5.01
Frequency (MHz)	1900.000000
Relative permittivity (real part)	53.309999
Relative permittivity (imaginary part)	14.329440
Conductivity (S/m)	1.510354
Variation (%)	1.250000
SAR 10g (W/Kg)	**1.994255**
SAR 1g (W/Kg)	**3.766112**

SURFACE SAR	**VOLUME SAR**
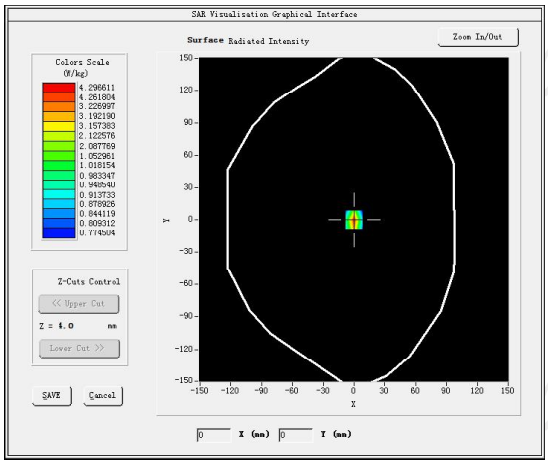	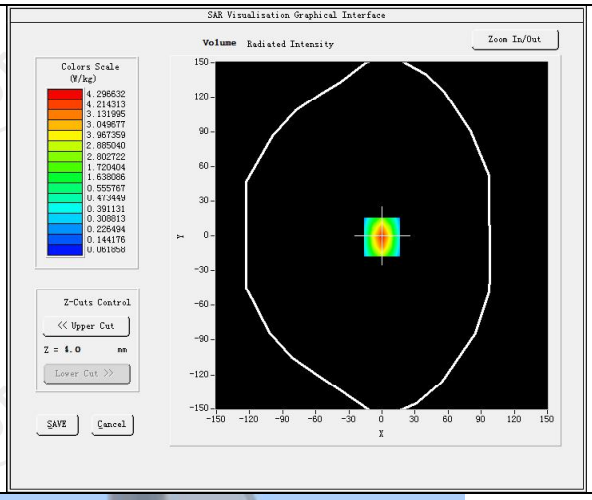

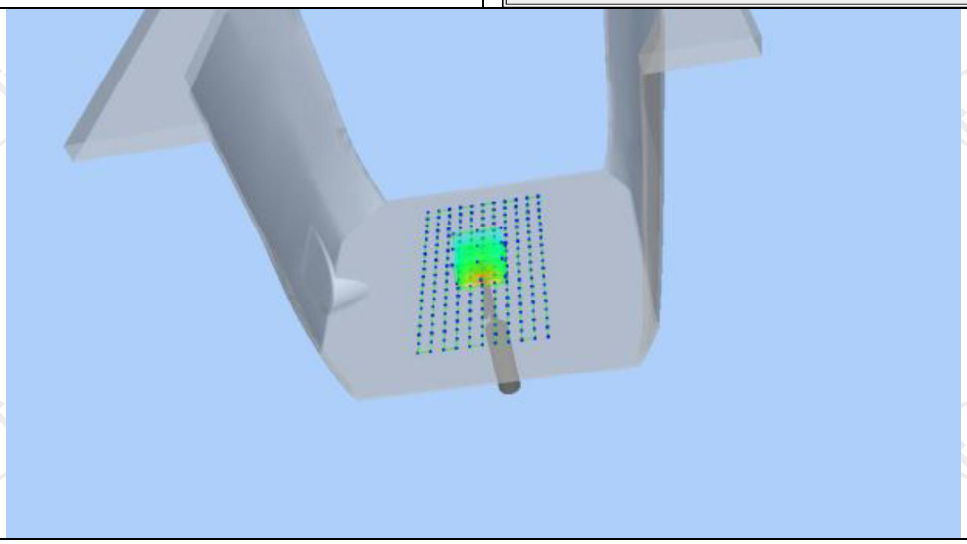

Z (mm)	0.00	4.00	9.00	14.00	19.00
SAR (W/Kg)	3.7752	2.7154	1.9525	1.5694	0.9014

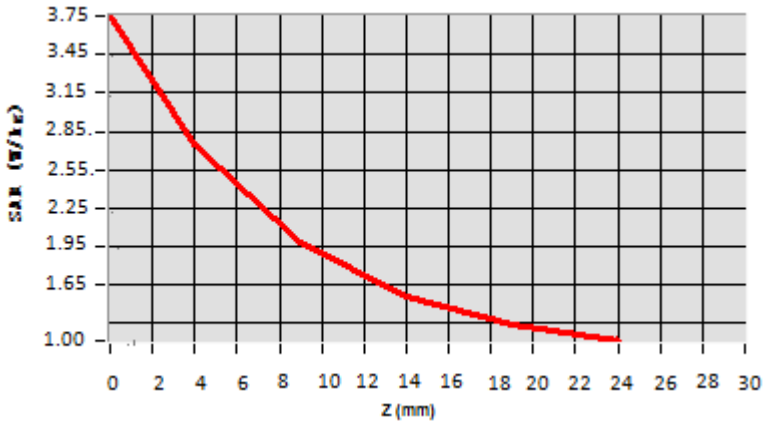

Hot spot position

Date of measurement: 05/12/2021 Test mode: 2450MHz (Body)
Product Description: Validation
Dipole Model: SID2450
E-Field Probe: SSE2 (SN 36/20 EPGO346)

Phantom	Validation plane
Input Power	100mW
Crest Factor	1.0
Probe Conversion factor	4.70
Frequency (MHz)	2450.000000
Relative permittivity (real part)	54.616199
Relative permittivity (imaginary part)	14.930150
Conductivity (S/m)	2.012159
Variation (%)	-0.230000
SAR 10g (W/Kg)	**2.416669**
SAR 1g (W/Kg)	**5.066368**

SURFACE SAR	**VOLUME SAR**
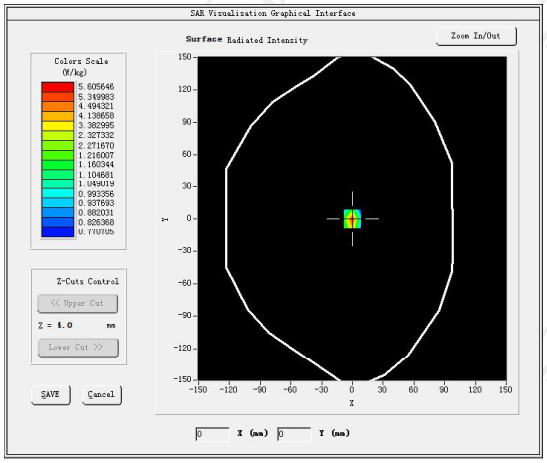	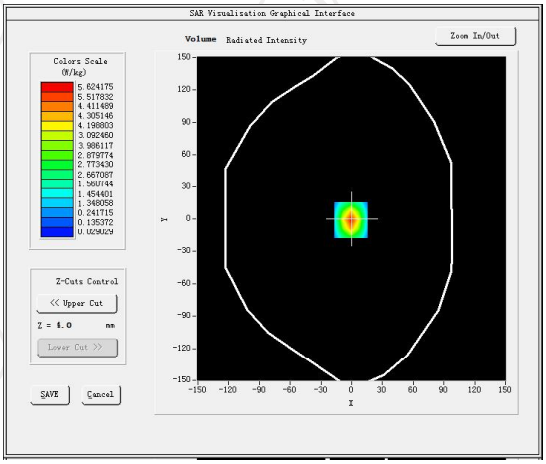

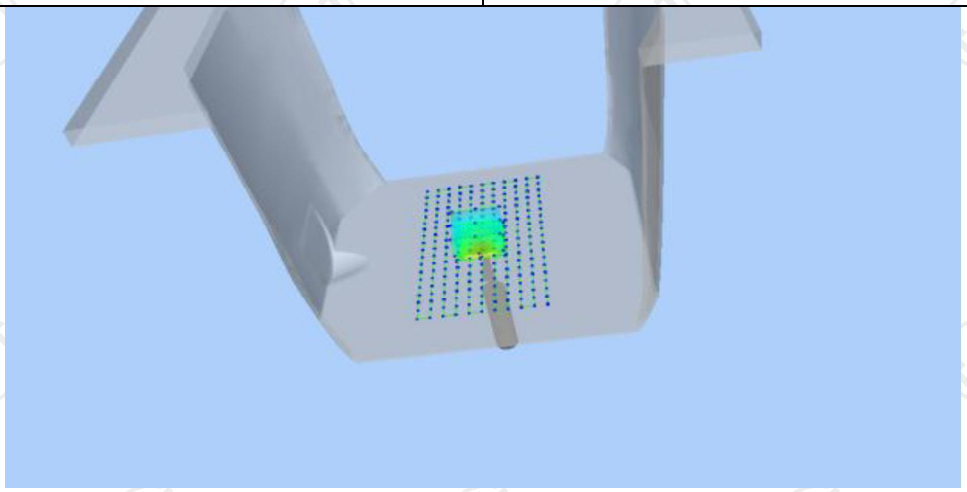

Z (mm)	0.00	4.00	9.00	14.00	19.00
SAR (W/Kg)	5.0622	2.7984	1.5251	0.8352	0.4200

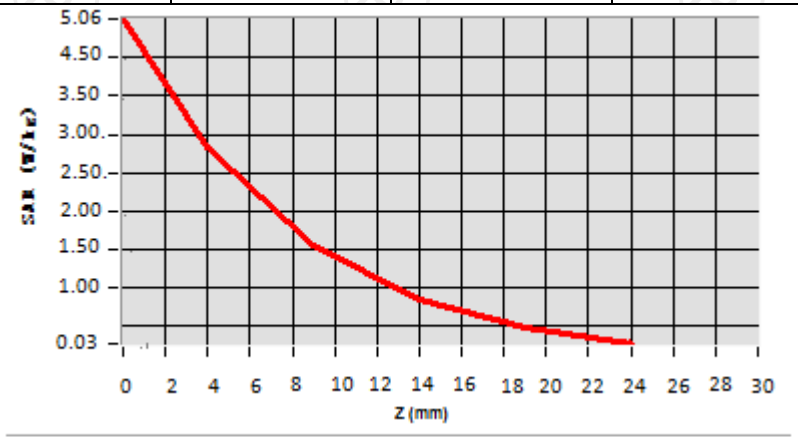

Hot spot position

Date of measurement: 05/13/2021 Test mode: 2600MHz (Body)
Product Description: Validation
Dipole Model: SID2600
E-Field Probe: SSE2 (SN 36/20 EPGO346)

Phantom	Validation plane
Input Power	100mW
Crest Factor	1.0
Probe Conversion factor	4.50
Frequency (MHz)	2535.000000
Relative permittivity (real part)	52.013887
Relative permittivity (imaginary part)	14.935214
Conductivity (S/m)	2.114821
Variation (%)	-1.800000
SAR 10g (W/Kg)	**2.382177**
SAR 1g (W/Kg)	**5.365098**

SURFACE SAR	**VOLUME SAR**
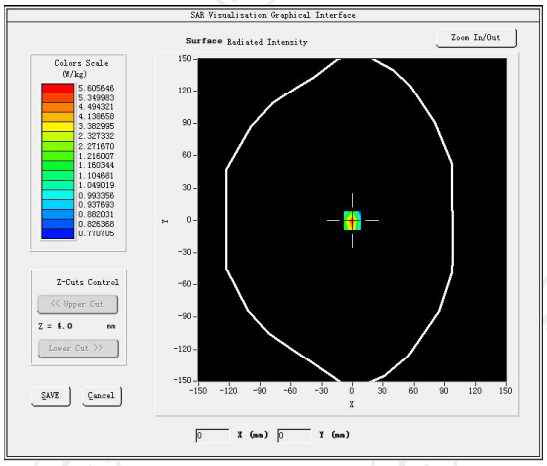	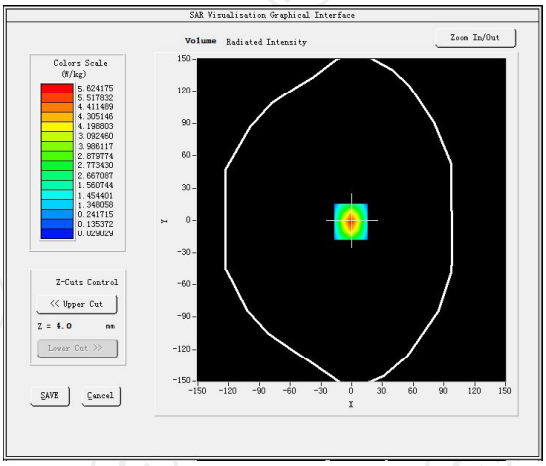

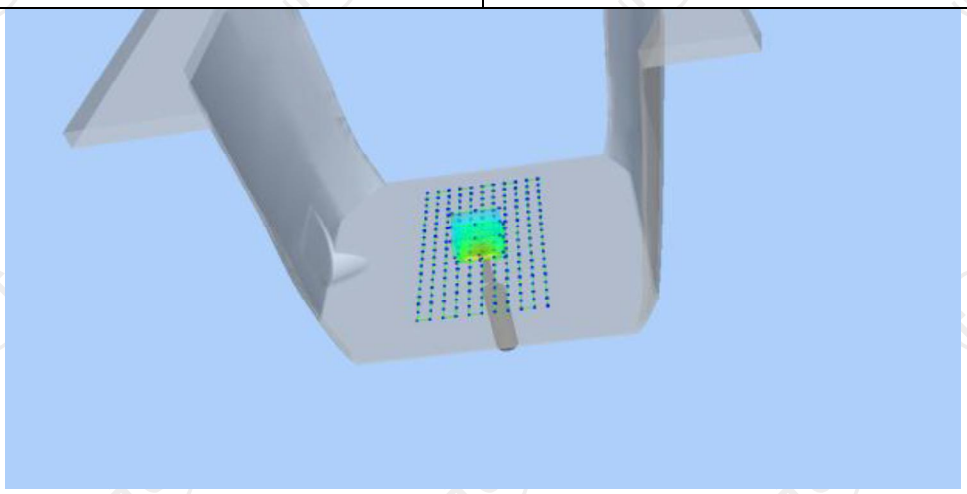

Z (mm)	0.00	4.00	9.00	14.00	19.00
SAR (W/Kg)	5.7721	3.2210	0.1937	0.0321	0.0203

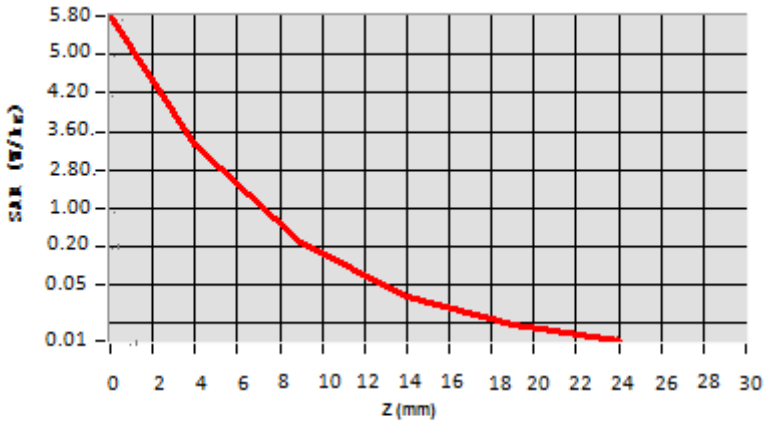

Hot spot position

12. SAR Test Data

WCDMA Band II

MEASUREMENT 1	
Lower Band SAR (Channel 4132):	Date: 05/08/2021
Frequency (MHz)	826.400000
Relative permittivity (real part)	55.262927
Relative permittivity (imaginary part)	21.378266
Conductivity (S/m)	0.931230
Variation (%)	-0.920000
Crest Factor:	1.0
Probe Conversion factor	1.86
E-Field Probe:	SSE2 (SN 36/20 EPGO346)
Area Scan	dx=8mm dy=8mm, h= 5.00 mm
ZoomScan	5x5x7,dx=8mm dy=8mm dz=5mm,Complete/ndx=8mm dy=8mm, h= 5.00 mm
Phantom	Validation plane
Device Position	Body back(0mm)
Band	BAND5_WCDMA850
SURFACE SAR	**VOLUME SAR**

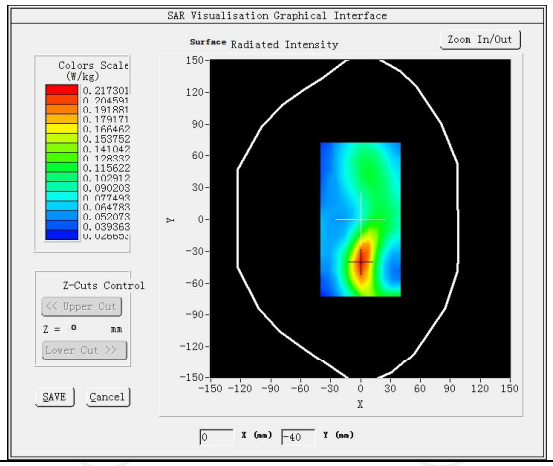

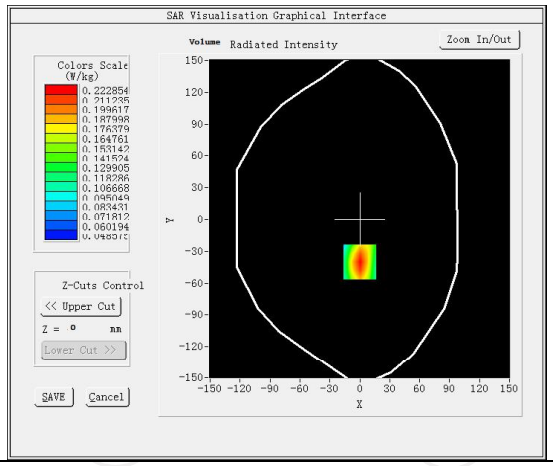

Maximum location: X=0.00, Y=-40.00 SAR Peak: 0.30 W/kg	
SAR 10g (W/Kg)	0.138652
SAR 1g (W/Kg)	0.210446

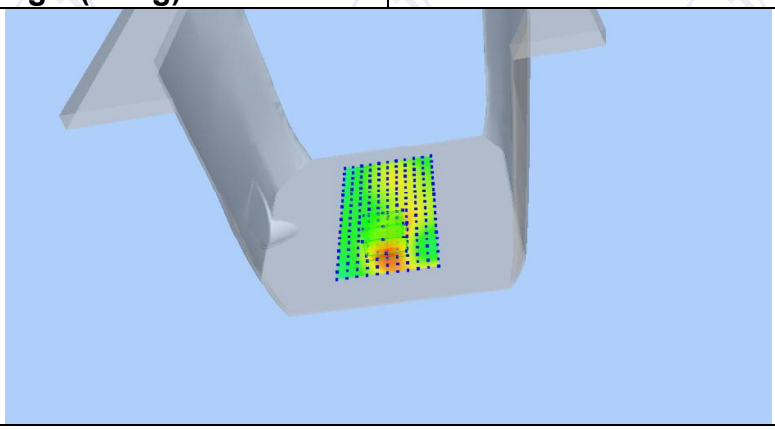

Z (mm)	0.00	4.00	9.00	14.00	19.00
SAR (W/Kg)	0.3037	0.2229	0.1532	0.1100	0.0839

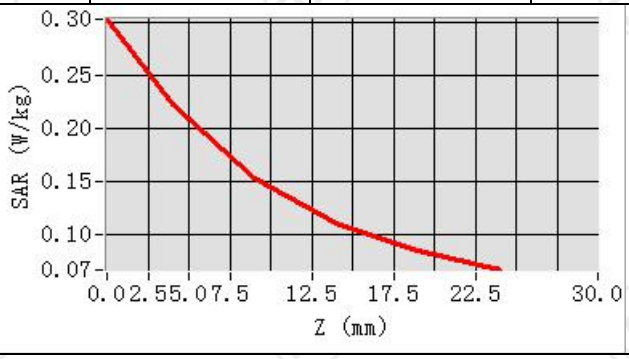

Hot spot position

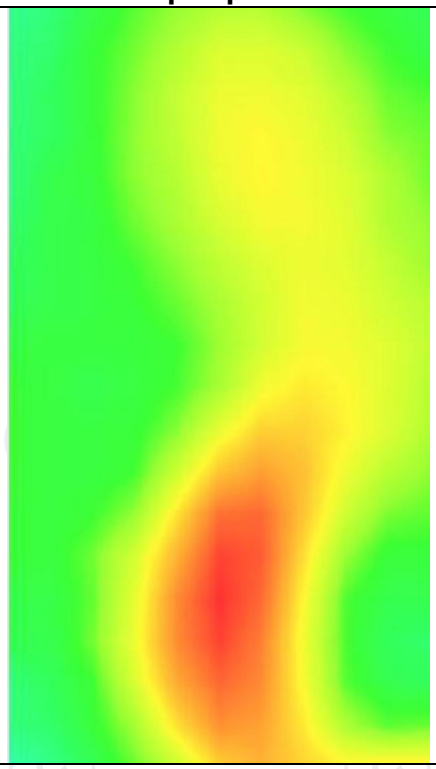

MEASUREMENT 2

Lower Band SAR (Channel 4132): Date: 05/08/2021

Frequency (MHz)	826.400000
Relative permittivity (real part)	55.262927
Relative permittivity (imaginary part)	21.378266
Conductivity (S/m)	0.931230
Variation (%)	2.280000
Crest Factor:	1.0
Probe Conversion factor	1.86
E-Field Probe:	SSE2 (SN 36/20 EPGO346)
Area Scan	dx=8mm dy=8mm, h= 5.00 mm
ZoomScan	5x5x7,dx=8mm dy=8mm dz=5mm,Complete/ndx=8mm dy=8mm, h= 5.00 mm
Phantom	Validation plane
Device Position	Body back(0mm)
Band	BAND5 WCDMA850(hotspot)

SURFACE SAR	**VOLUME SAR**
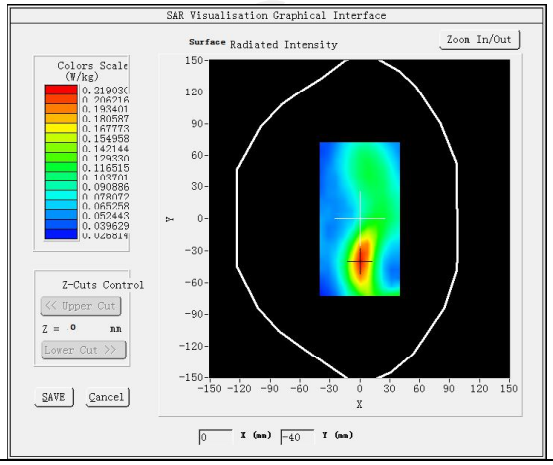	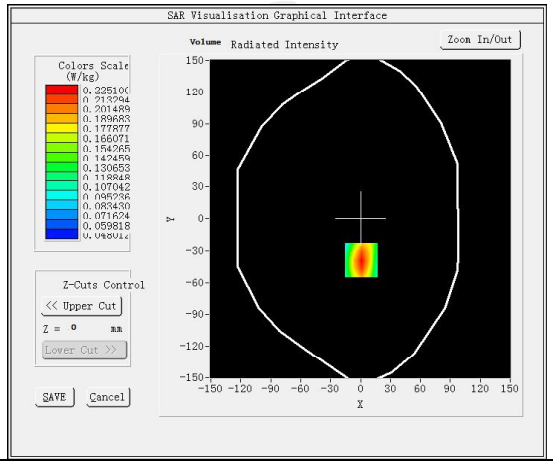

Maximum location: X=1.00, Y=-39.00 SAR Peak: 0.31 W/kg

SAR 10g (W/Kg)	0.139432
SAR 1g (W/Kg)	0.232477

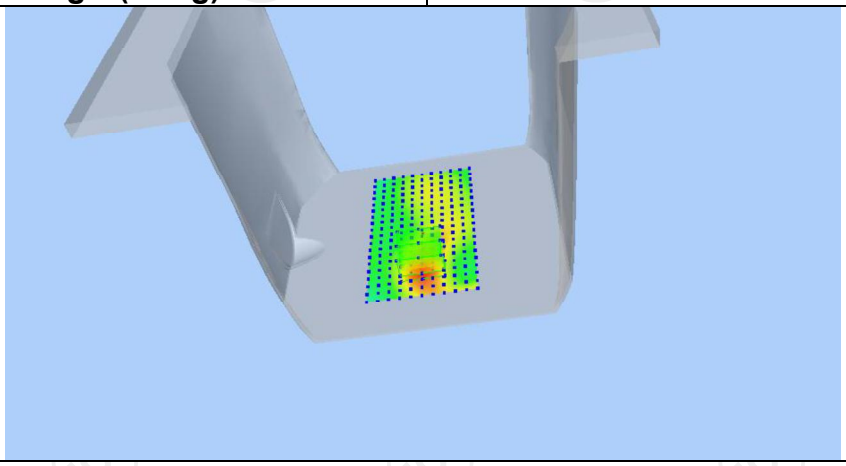

Z (mm)	0.00	4.00	9.00	14.00	19.00
SAR (W/Kg)	0.3059	0.2251	0.1550	0.1109	0.0837

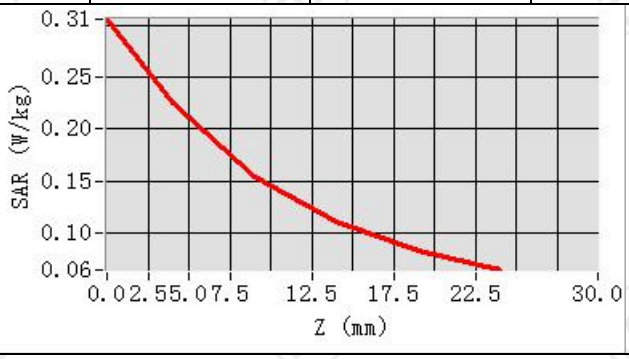

Hot spot position

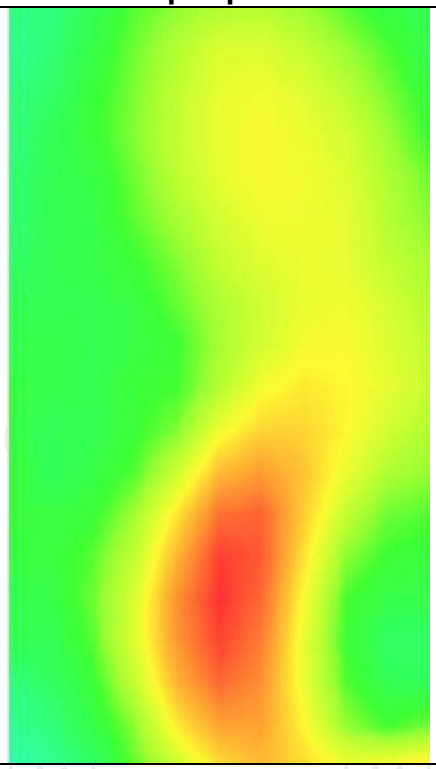

WCDMA Band IV

MEASUREMENT 1	
Lower Band SAR (Channel 1312):	Date: 05/10/2021
Frequency (MHz)	1712.400000
Relative permittivity (real part)	53.321249
Relative permittivity (imaginary part)	12.468850
Conductivity (S/m)	1.502592
Variation (%)	0.330000
Crest Factor	1.0
Probe Conversion factor	4.52
E-Field Probe:	SSE2 (SN 36/20 EPGO346)
Area Scan	dx=8mm dy=8mm, h= 5.00 mm
ZoomScan	5x5x7,dx=8mm dy=8mm dz=5mm,Complete/ndx=8mm dy=8mm, h= 5.00 mm
Phantom	Validation plane
Device Position	Body back(0mm)
Band	BAND4_WCDMA1700
SURFACE SAR	**VOLUME SAR**
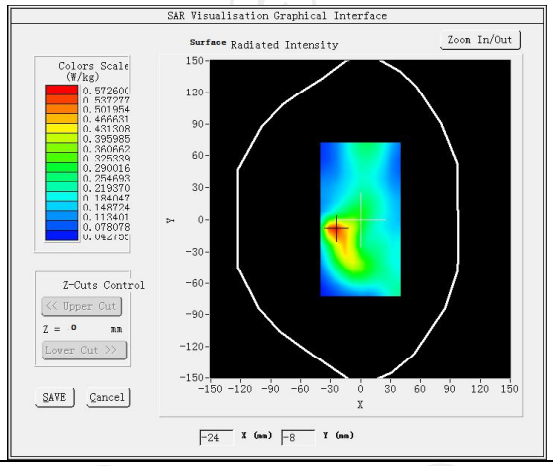	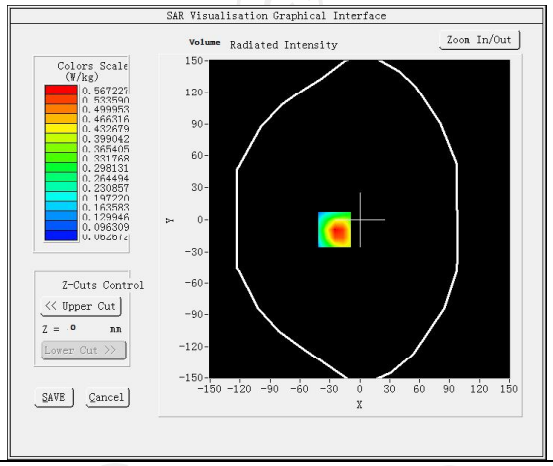
Maximum location: X=-25.00, Y=-9.00 SAR Peak: 0.89 W/kg	
SAR 10g (W/Kg)	0.326458
SAR 1g (W/Kg)	0.547067

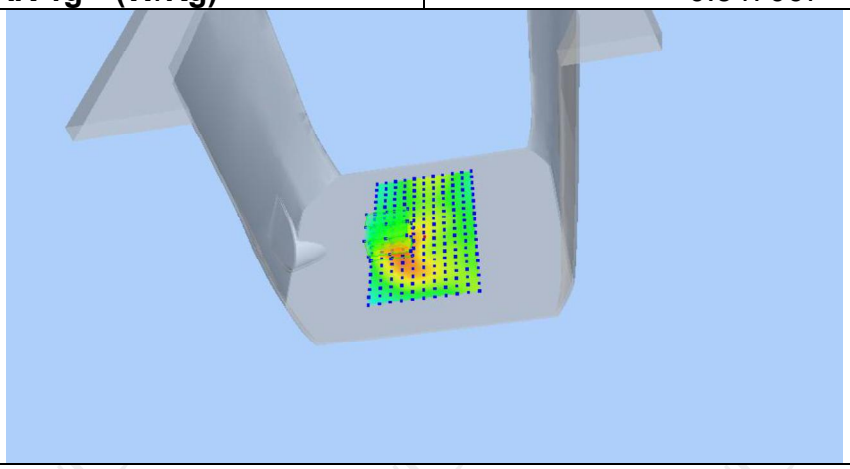

Z (mm)	0.00	4.00	9.00	14.00	19.00
SAR (W/Kg)	0.8739	0.5672	0.3307	0.2050	0.1431

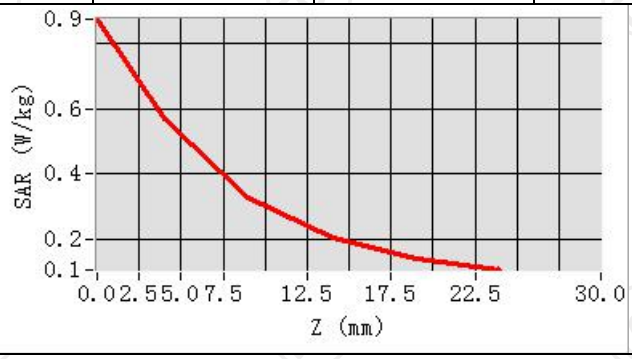

Hot spot position

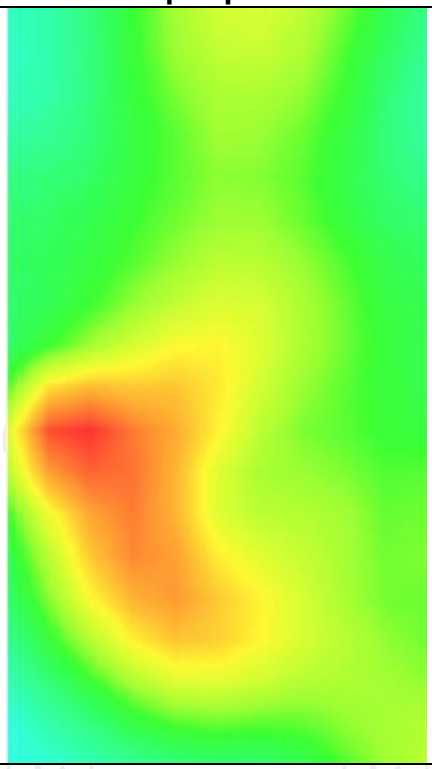

MEASUREMENT 2

Lower Band SAR (Channel 1312): Date: 05/10/2021

Frequency (MHz)	1712.400000
Relative permittivity (real part)	53.321249
Relative permittivity (imaginary part)	12.468850
Conductivity (S/m)	1.502592
Variation (%)	-1.310000
Crest Factor	1.0
Probe Conversion factor	4.52
E-Field Probe:	SSE2 (SN 36/20 EPGO346)
Area Scan	dx=8mm dy=8mm, h= 5.00 mm
ZoomScan	5x5x7,dx=8mm dy=8mm dz=5mm,Complete/ndx=8mm dy=8mm, h= 5.00 mm
Phantom	Validation plane
Device Position	Body back(hotspot 0mm)
Band	BAND4 WCDMA1700

SURFACE SAR

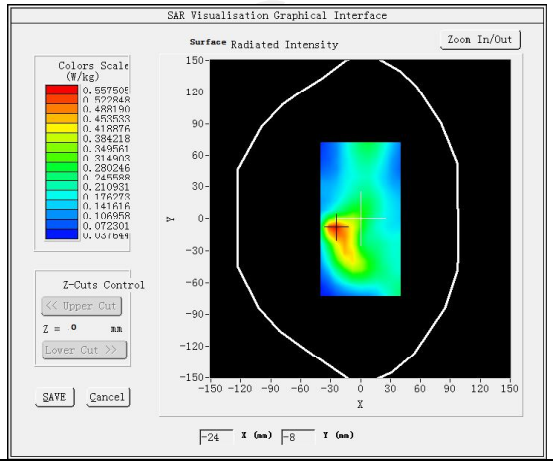

VOLUME SAR

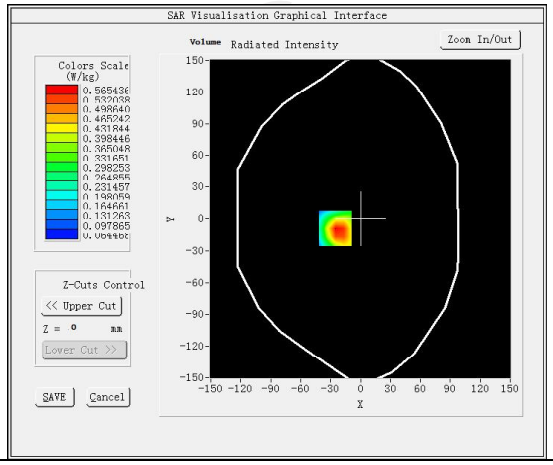

Maximum location: X=-25.00, Y=-9.00 SAR Peak: 0.89 W/kg

SAR 10g (W/Kg)	0.326244
SAR 1g (W/Kg)	0.557289

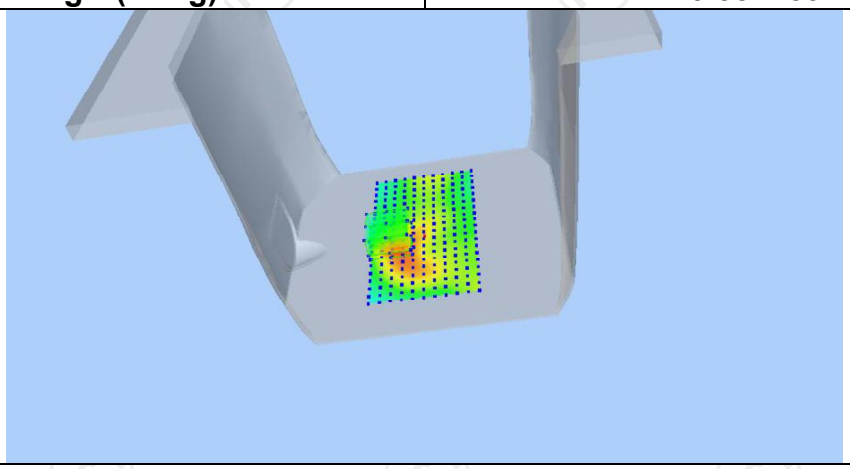

Z (mm)	0.00	4.00	9.00	14.00	19.00
SAR (W/Kg)	0.9024	0.5654	0.3282	0.2028	0.1414

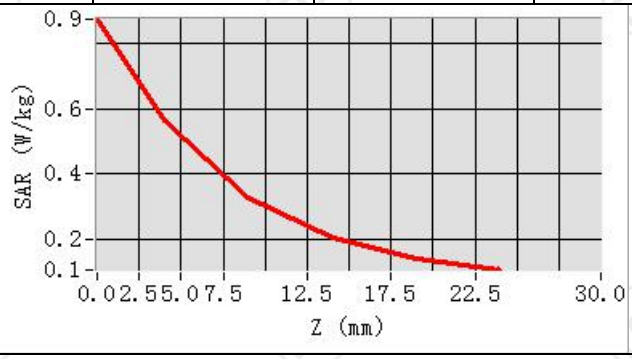

Hot spot position

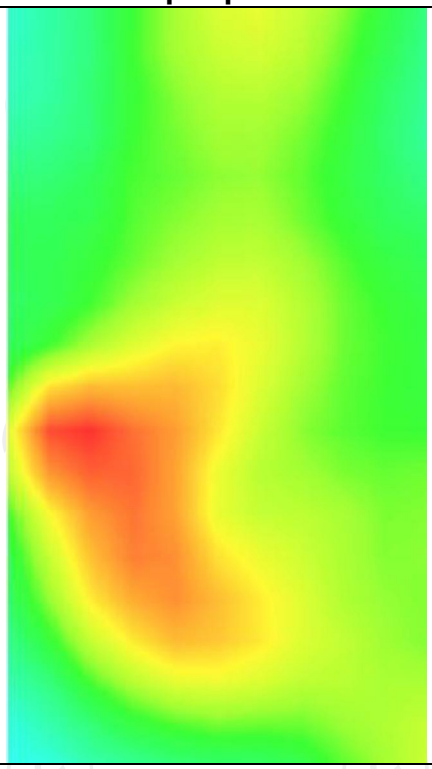

WCDMA Band V

MEASUREMENT 1	
Lower Band SAR (Channel 4132):	Date: 05/08/2021
Frequency (MHz)	826.400000
Relative permittivity (real part)	55.262927
Relative permittivity (imaginary part)	21.378266
Conductivity (S/m)	0.931230
Variation (%)	-0.920000
Crest Factor:	1.0
Probe Conversion factor	1.86
E-Field Probe:	SSE2 (SN 36/20 EPGO346)
Area Scan	dx=8mm dy=8mm, h= 5.00 mm
ZoomScan	5x5x7,dx=8mm dy=8mm dz=5mm,Complete/ndx=8mm dy=8mm, h= 5.00 mm
Phantom	Validation plane
Device Position	Body back(0mm)
Band	BAND5_WCDMA850
SURFACE SAR	**VOLUME SAR**
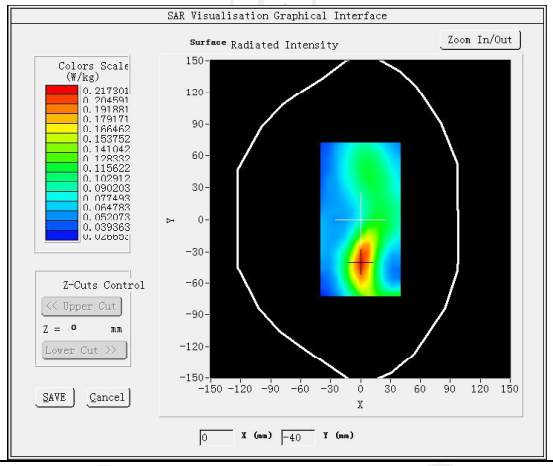	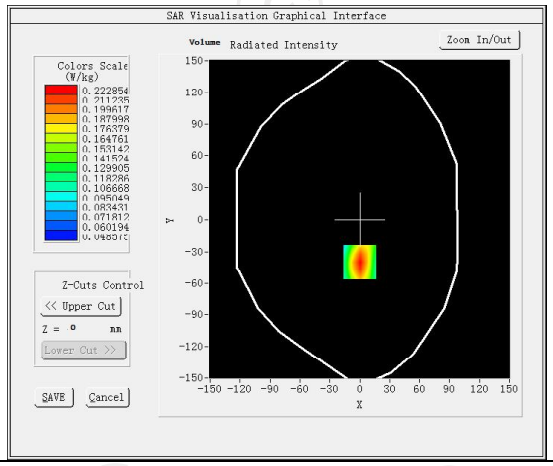
Maximum location: X=0.00, Y=-40.00 SAR Peak: 0.30 W/kg	
SAR 10g (W/Kg)	0.138652
SAR 1g (W/Kg)	0.210446
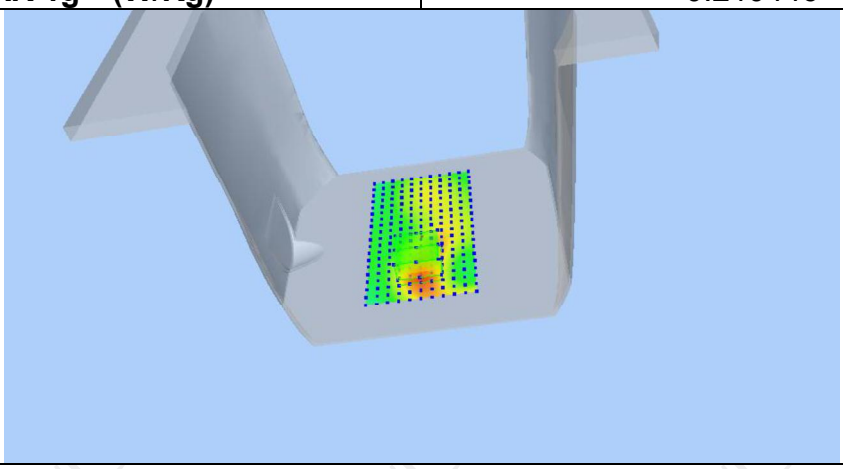	

Z (mm)	0.00	4.00	9.00	14.00	19.00
SAR (W/Kg)	0.3037	0.2229	0.1532	0.1100	0.0839

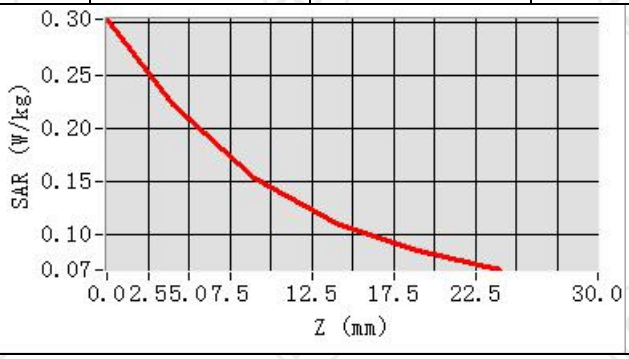
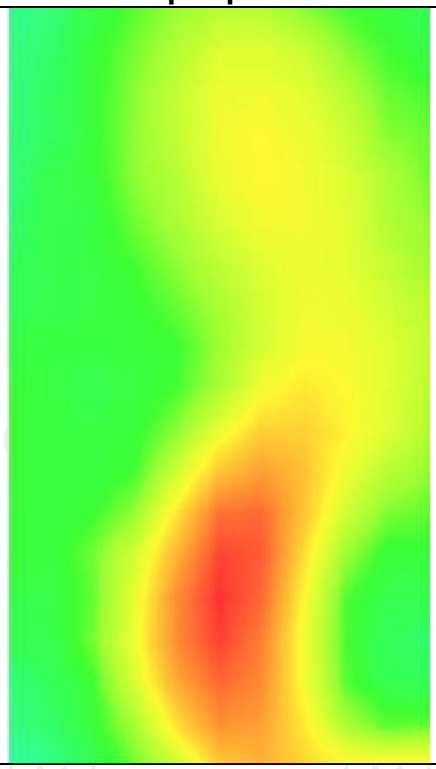
Hot spot position