MEASUREMENT 2

Lower Band SAR (Channel 4132): Date: 05/08/2021

Frequency (MHz)	826.400000
Relative permittivity (real part)	55.262927
Relative permittivity (imaginary part)	21.378266
Conductivity (S/m)	0.931230
Variation (%)	2.280000
Crest Factor:	1.0
Probe Conversion factor	1.86
E-Field Probe:	SSE2 (SN 36/20 EPGO346)
Area Scan	dx=8mm dy=8mm, h= 5.00 mm
ZoomScan	5x5x7,dx=8mm dy=8mm dz=5mm,Complete/ndx=8mm dy=8mm, h= 5.00 mm
Phantom	Validation plane
Device Position	Body back(0mm)
Band	BAND5 WCDMA850(hotspot)

SURFACE SAR	**VOLUME SAR**
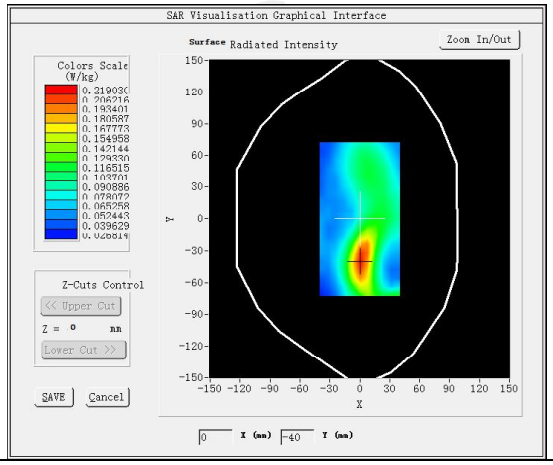	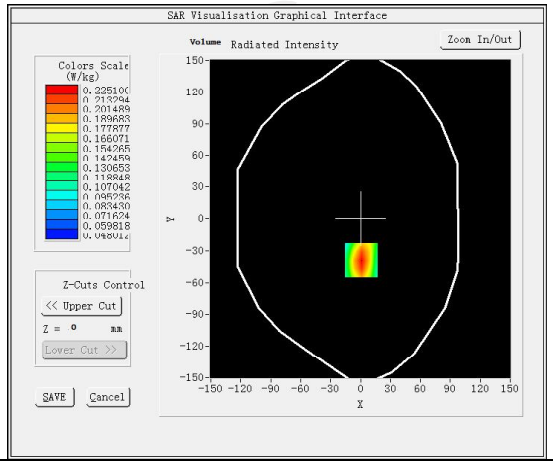

Maximum location: X=1.00, Y=-39.00 SAR Peak: 0.31 W/kg

SAR 10g (W/Kg)	0.139432
SAR 1g (W/Kg)	0.232477

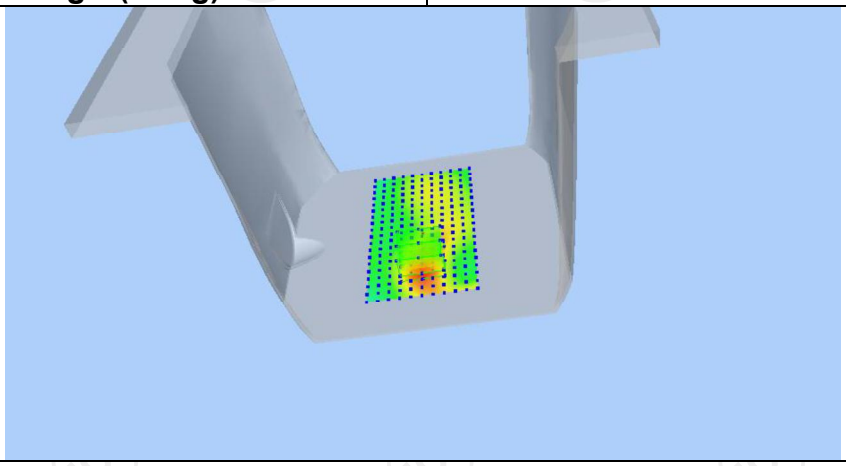

Z (mm)	0.00	4.00	9.00	14.00	19.00
SAR (W/Kg)	0.3059	0.2251	0.1550	0.1109	0.0837

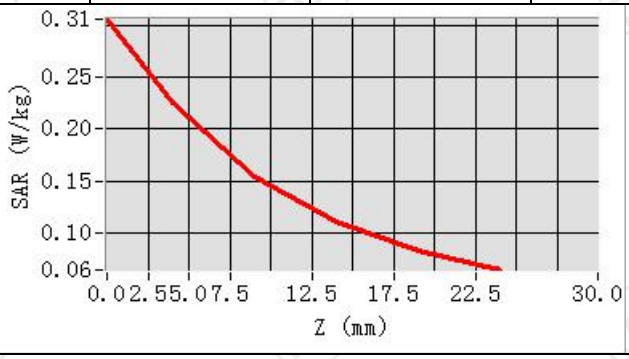

Hot spot position

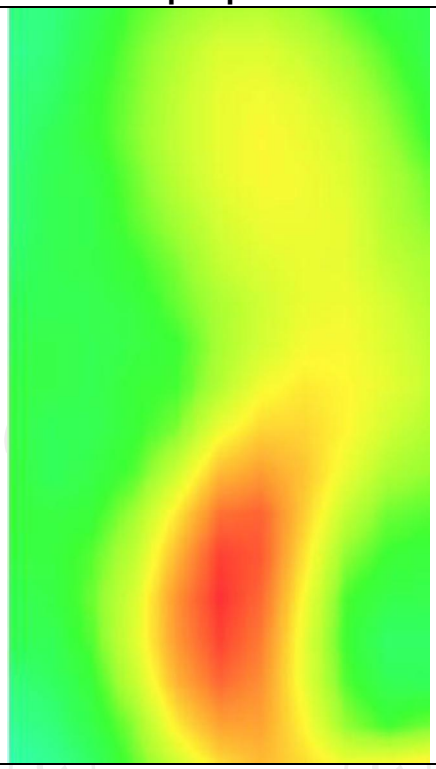

LTE Band 2

MEASUREMENT 1	
Middle Band SAR (Channel 18900):	Date: 05/11/2021
Frequency (MHz)	1880.000000
Relative permittivity (real part)	53.291337
Relative permittivity (imaginary part)	14.232400
Conductivity (S/m)	1.531736
Variation (%)	-2.770000
Crest Factor	1.0
Probe Conversion factor	2.32
E-Field Probe:	SSE2 (SN 36/20 EPGO346)
Area Scan	dx=8mm dy=8mm, h= 5.00 mm
ZoomScan	5x5x7,dx=8mm dy=8mm dz=5mm,Complete/ndx=8mm dy=8mm, h= 5.00 mm
Phantom	Validation plane
Device Position	Body back(0mm)
Band	LTE band 2 (1 RB#49)
SURFACE SAR	**VOLUME SAR**
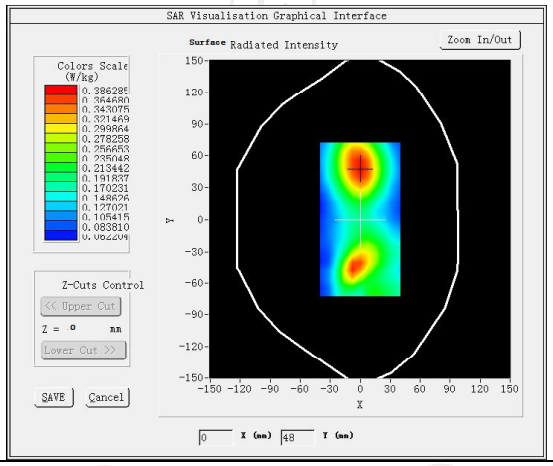	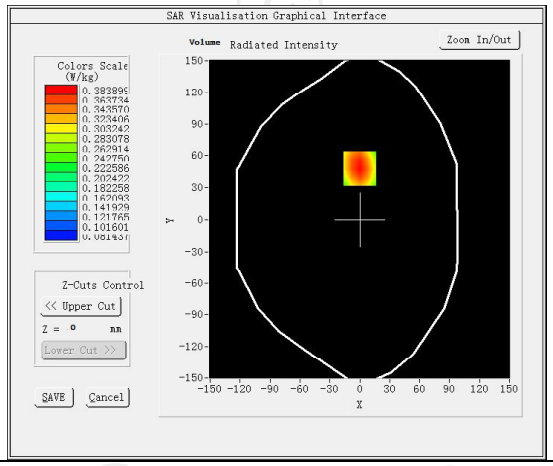
Maximum location: X=0.00, Y=48.00 SAR Peak: 0.51 W/kg	
SAR 10g (W/Kg)	0.251468
SAR 1g (W/Kg)	0.367801
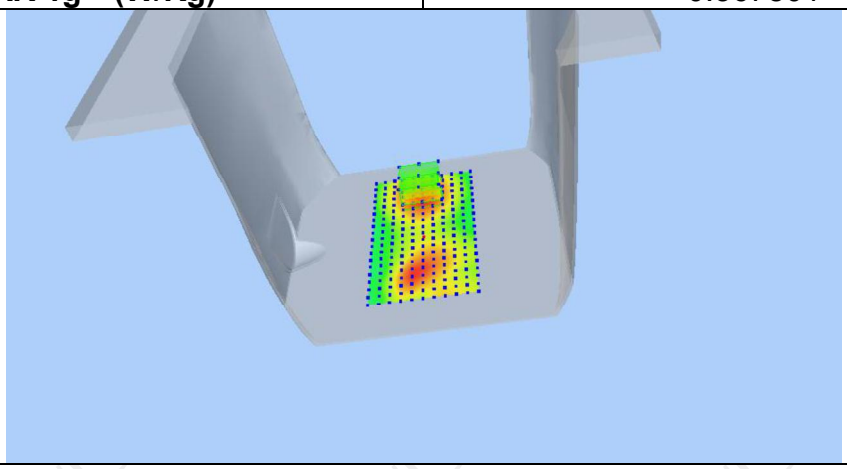	

Z (mm)	0.00	4.00	9.00	14.00	19.00
SAR (W/Kg)	0.5127	0.3839	0.2683	0.1915	0.1411

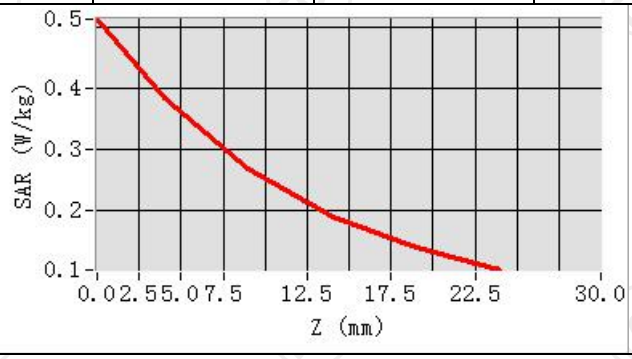

Hot spot position

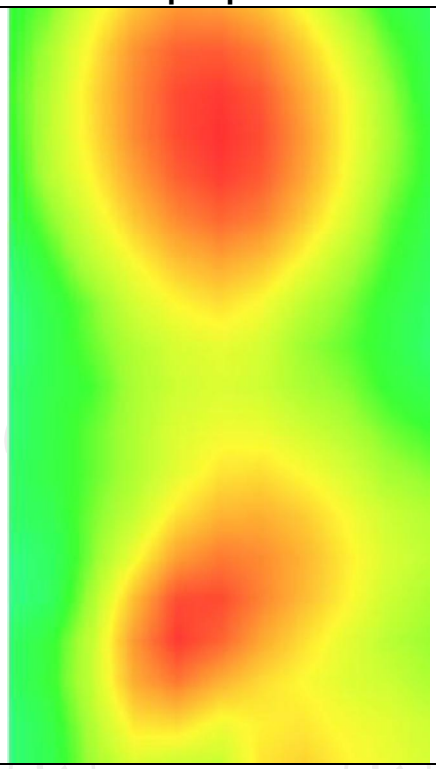

MEASUREMENT 2	
Middle Band SAR (Channel 18900):	Date: 05/11/2021
Frequency (MHz)	1880.000000
Relative permittivity (real part)	53.291337
Relative permittivity (imaginary part)	14.232400
Conductivity (S/m)	1.711736
Variation (%)	1.030000
Crest Factor	1.0
Probe Conversion factor	2.32
E-Field Probe:	SSE2 (SN 36/20 EPGO346)
Area Scan	dx=8mm dy=8mm, h= 5.00 mm
ZoomScan	5x5x7,dx=8mm dy=8mm dz=5mm,Complete/ndx=8mm dy=8mm, h= 5.00 mm
Phantom	Validation plane
Device Position	Body back(hotspot 0mm)
Band	LTE band 2 (1 RB#49)
SURFACE SAR	**VOLUME SAR**

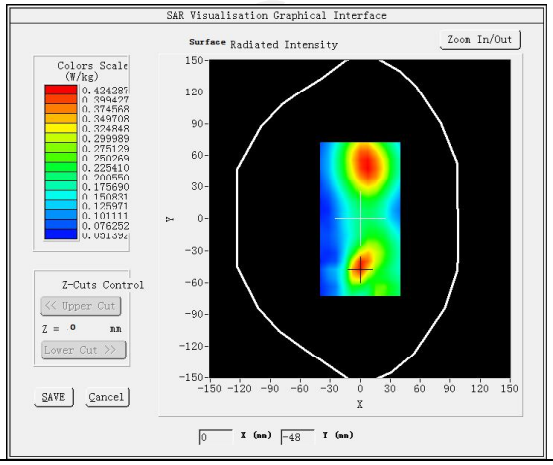

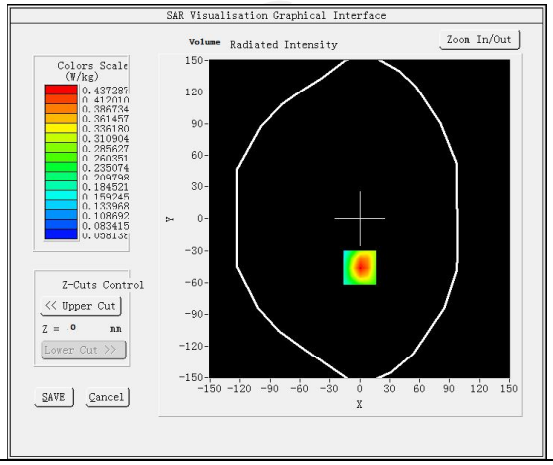

Maximum location: X=0.00, Y=-46.00 SAR Peak: 0.60 W/kg	
SAR 10g (W/Kg)	0.265046
SAR 1g (W/Kg)	0.413834

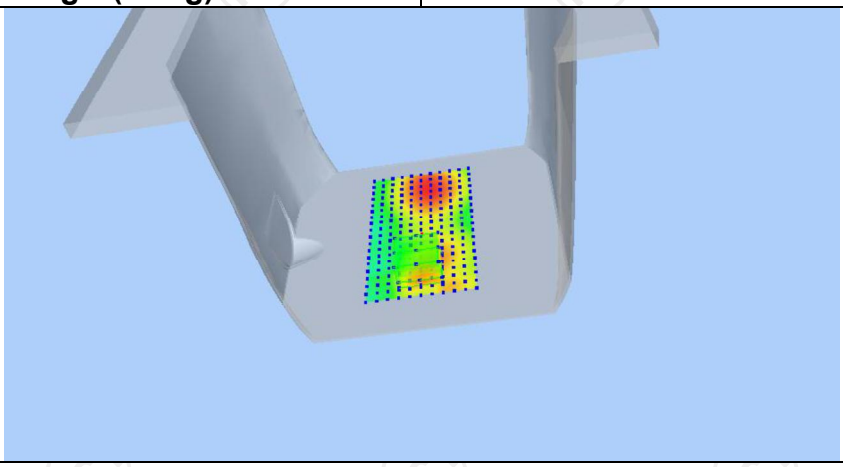

Z (mm)	0.00	4.00	9.00	14.00	19.00
SAR (W/Kg)	0.5956	0.4373	0.2990	0.2109	0.1557

Hot spot position

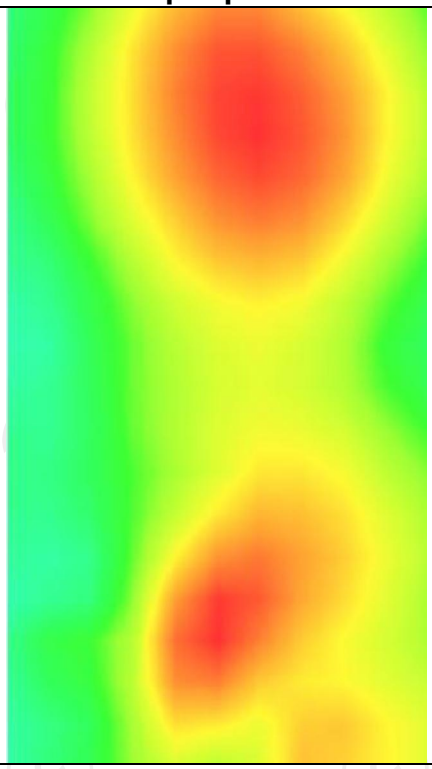

LTE Band 4

MEASUREMENT 1	
Hight Band SAR (Channel 20300):	Date: 05/10/2021
Frequency (MHz)	1745.000000
Relative permittivity (real part)	53.321249
Relative permittivity (imaginary part)	12.468850
Conductivity (S/m)	1.502592
Variation (%)	1.270000
Crest Factor	1.0
Probe Conversion factor	2.16
E-Field Probe:	SSE2 (SN 36/20 EPGO346)
Area Scan	dx=8mm dy=8mm, h= 5.00 mm
ZoomScan	5x5x7,dx=8mm dy=8mm dz=5mm,Complete/ndx=8mm dy=8mm, h= 5.00 mm
Phantom	Validation plane
Device Position	Body back(0mm)
Band	LTE band 4(1 RB#0)
SURFACE SAR	**VOLUME SAR**
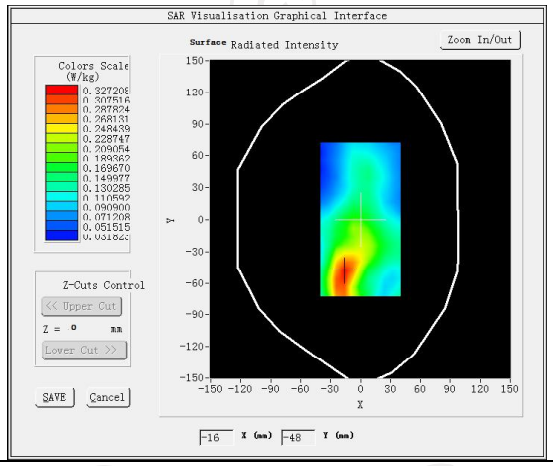	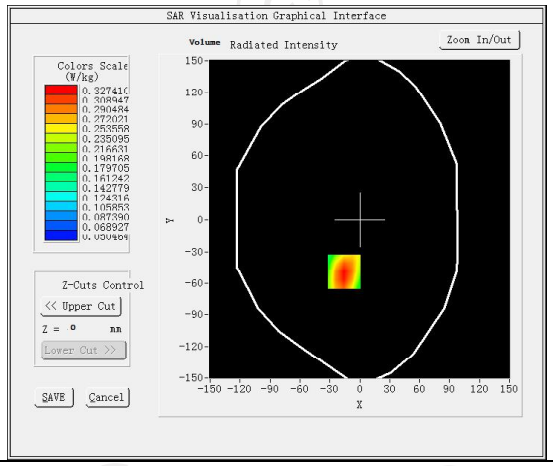
Maximum location: X=-16.00, Y=-49.00 SAR Peak: 0.45 W/kg	
SAR 10g (W/Kg)	0.205840
SAR 1g (W/Kg)	0.312762
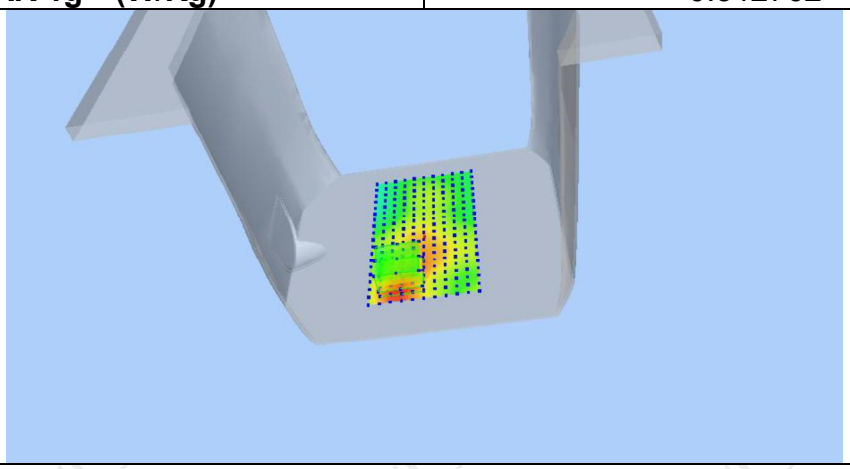	

Z (mm)	0.00	4.00	9.00	14.00	19.00
SAR (W/Kg)	0.4485	0.3274	0.2221	0.1554	0.1138

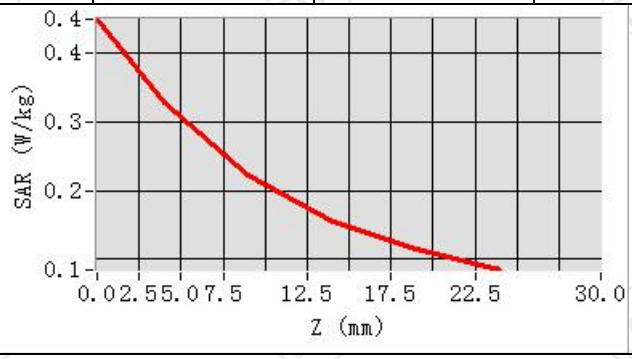

Hot spot position

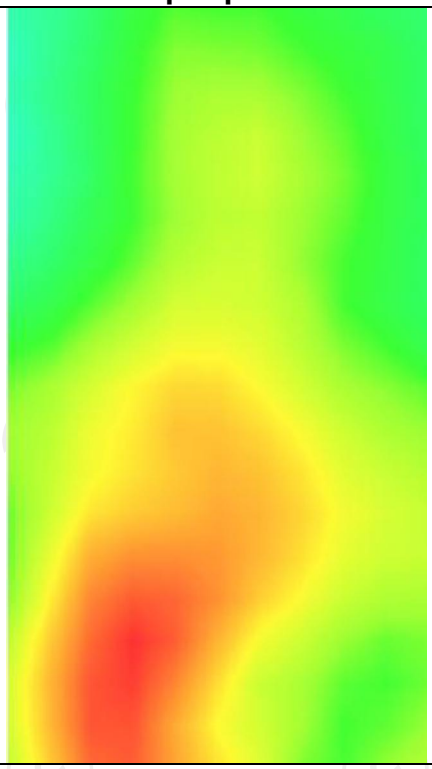

MEASUREMENT 2

Hight Band SAR (Channel 20300): Date: 05/10/2021

Frequency (MHz)	1745.000000
Relative permittivity (real part)	53.321249
Relative permittivity (imaginary part)	12.468850
Conductivity (S/m)	1.502592
Variation (%)	-1.150000
Crest Factor	1.0
Probe Conversion factor	2.16
E-Field Probe:	SSE2 (SN 36/20 EPGO346)
Area Scan	dx=8mm dy=8mm, h= 5.00 mm
ZoomScan	5x5x7,dx=8mm dy=8mm dz=5mm,Complete/ndx=8mm dy=8mm, h= 5.00 mm
Phantom	Validation plane
Device Position	Body back(hotspot 10mm)
Band	LTE band 4(1 RB#0)

SURFACE SAR	**VOLUME SAR**
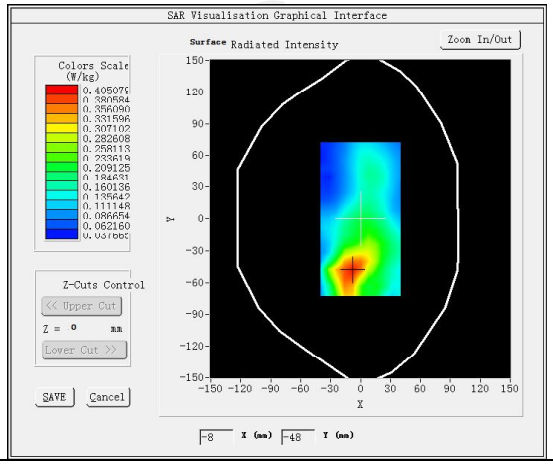	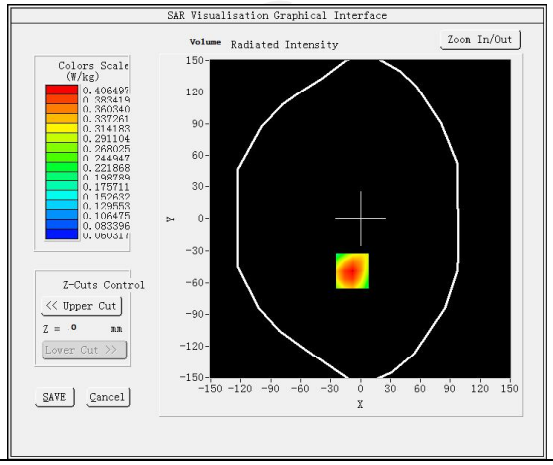

Maximum location: X=-8.00, Y=-49.00 SAR Peak: 0.57 W/kg	
SAR 10g (W/Kg)	0.256461
SAR 1g (W/Kg)	0.389661

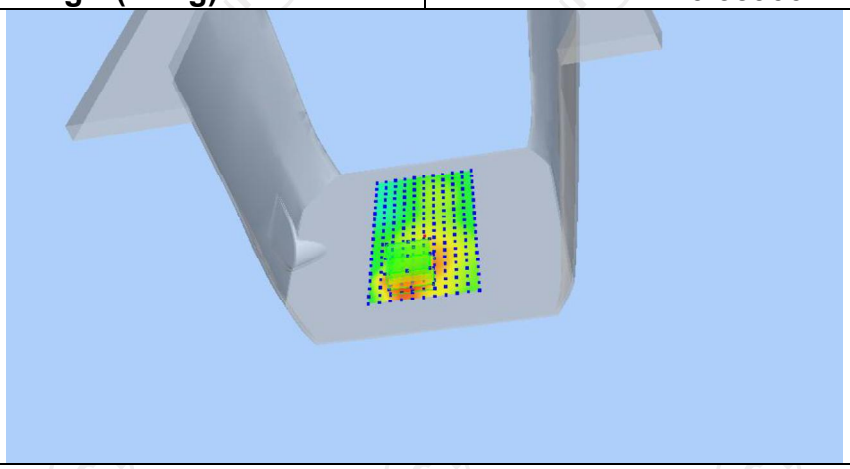

Z (mm)	0.00	4.00	9.00	14.00	19.00
SAR (W/Kg)	0.5602	0.4065	0.2740	0.1910	0.1403

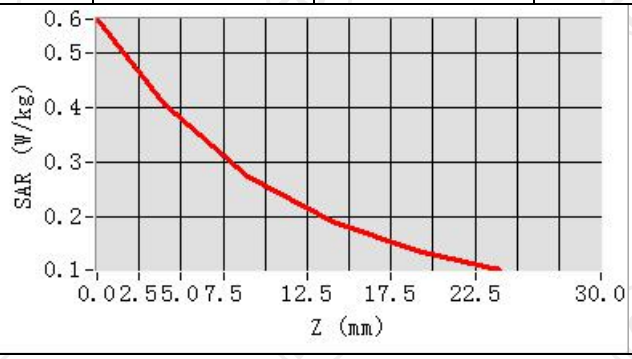

Hot spot position

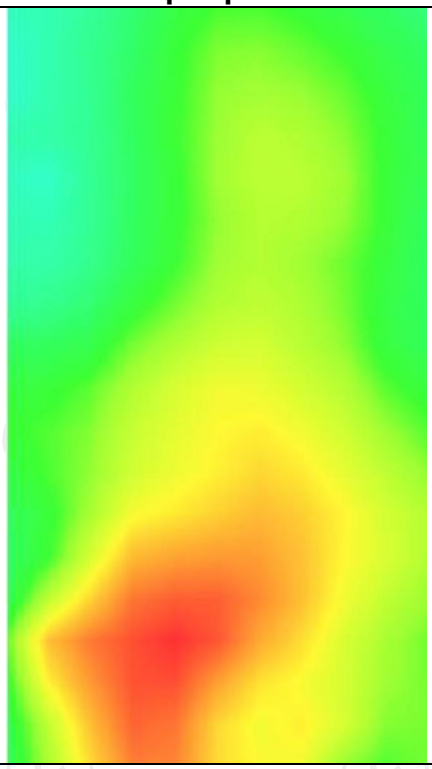

LTE Band 5

MEASUREMENT 1	
High Band SAR (Channel 20600):	Date: 05/08/2021
Frequency (MHz)	844.000000
Relative permittivity (real part)	55.260832
Relative permittivity (imaginary part)	12.468860
Conductivity (S/m)	0.934272
Variation (%)	-1.160000
Crest Factor	1.0
Probe Conversion factor	1.86
E-Field Probe:	SSE2 (SN 36/20 EPGO346)
Area Scan	dx=8mm dy=8mm, h= 5.00 mm
ZoomScan	5x5x7,dx=8mm dy=8mm dz=5mm,Complete/ndx=8mm dy=8mm, h= 5.00 mm
Phantom	Validation plane
Device Position	Body back(0mm)
Band	LTE band 5(1 RB#24)
SURFACE SAR	**VOLUME SAR**
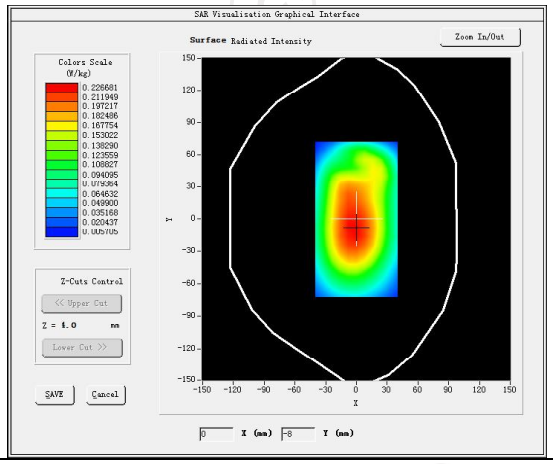	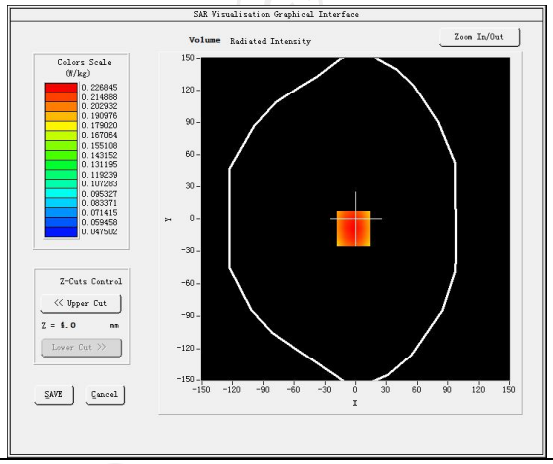
Maximum location: X=-2.00, Y=-9.00 SAR Peak: 0.28 W/kg	
SAR 10g (W/Kg)	0.157407
SAR 1g (W/Kg)	0.228518

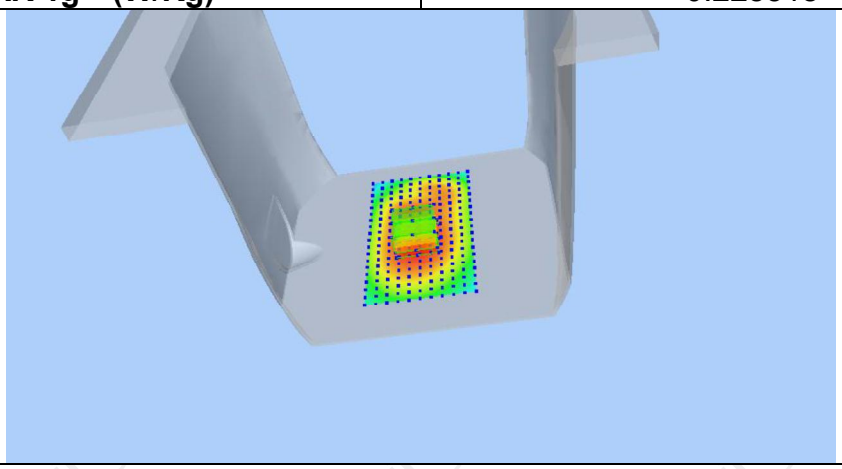

Z (mm)	0.00	4.00	9.00	14.00	19.00
SAR (W/Kg)	0.2817	0.2268	0.1708	0.1268	0.0924

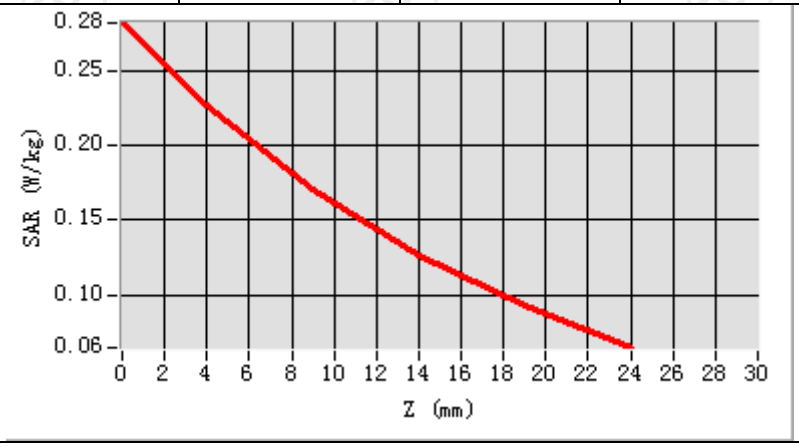

Hot spot position

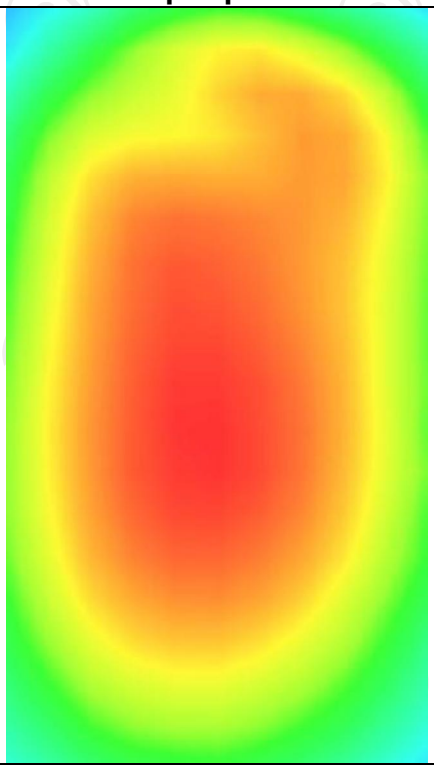

MEASUREMENT 2	
High Band SAR (Channel 20600):	Date: 05/08/2021
Frequency (MHz)	844.000000
Relative permittivity (real part)	55.260832
Relative permittivity (imaginary part)	12.468860
Conductivity (S/m)	0.934272
Variation (%)	-1.030000
Crest Factor	1.0
Probe Conversion factor	1.86
E-Field Probe:	SSE2 (SN 36/20 EPGO346)
Area Scan	dx=8mm dy=8mm, h= 5.00 mm
ZoomScan	5x5x7,dx=8mm dy=8mm dz=5mm,Complete/ndx=8mm dy=8mm, h= 5.00 mm
Phantom	Validation plane
Device Position	Body back((hotspot 0mm)
Band	LTE band 5(1 RB#24)
SURFACE SAR	**VOLUME SAR**
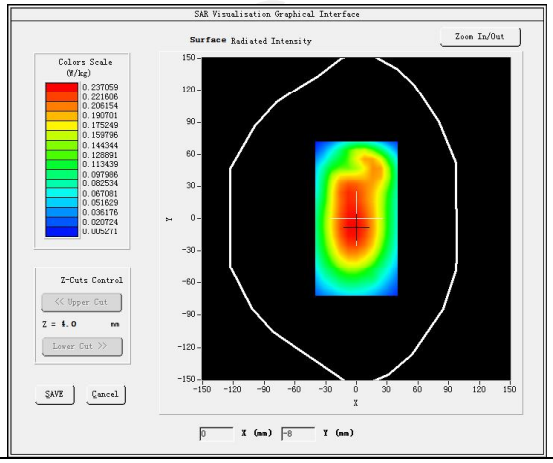	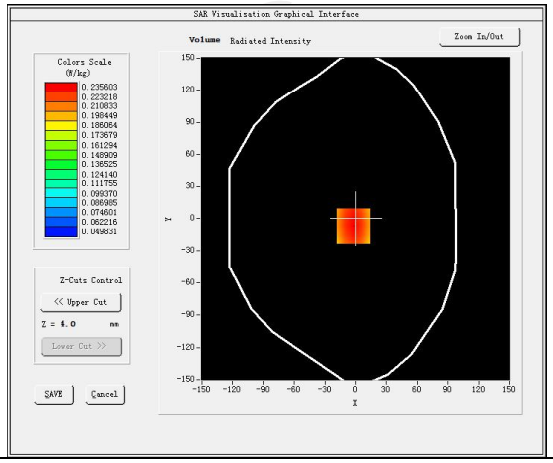
Maximum location: X=-2.00, Y=-7.00 SAR Peak: 0.29 W/kg	
SAR 10g (W/Kg)	0.165419
SAR 1g (W/Kg)	0.241376

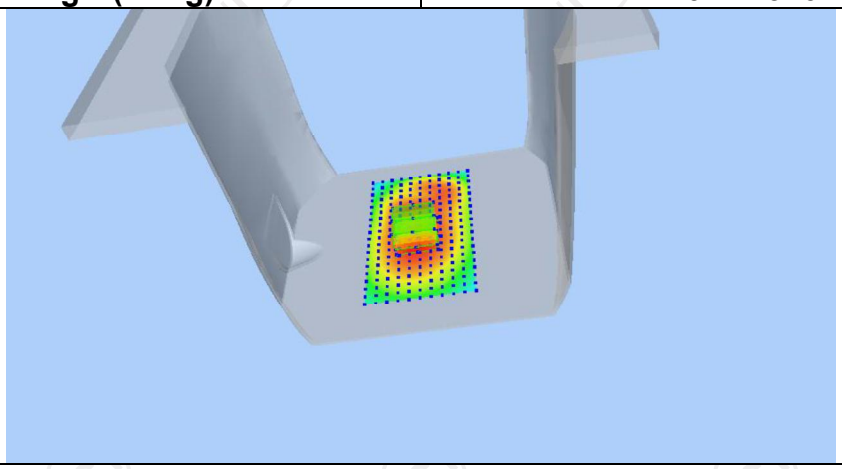

Z (mm)	0.00	4.00	9.00	14.00	19.00
SAR (W/Kg)	0.2917	0.2356	0.1788	0.1345	0.1000

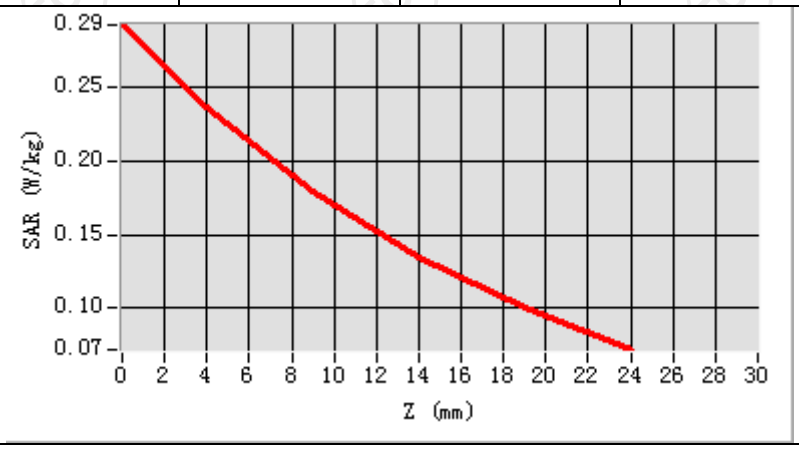

Hot spot position

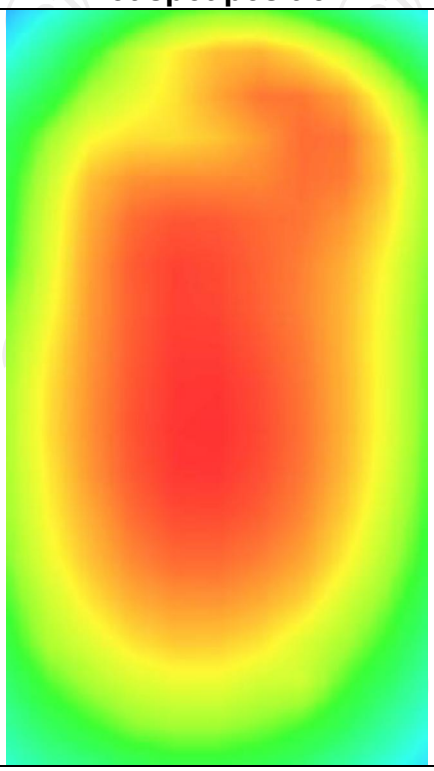

LTE Band 7

MEASUREMENT 1	
Hight Band SAR (Channel 21350):	Date: 05/13/2021
Frequency (MHz)	2560.000000
Relative permittivity (real part)	39.105208
Relative permittivity (imaginary part)	14.232400
Conductivity (S/m)	2.062760
Variation (%)	-1.370000
Crest Factor	1.0
Probe Conversion factor	2.32
E-Field Probe:	SSE2 (SN 36/20 EPGO346)
Area Scan	dx=8mm dy=8mm, h= 5.00 mm
ZoomScan	5x5x7,dx=8mm dy=8mm dz=5mm,Complete/ndx=8mm dy=8mm, h= 5.00 mm
Phantom	Validation plane
Device Position	Body back(0mm)
Band	LTE band 7 (1 RB#50)
SURFACE SAR	**VOLUME SAR**
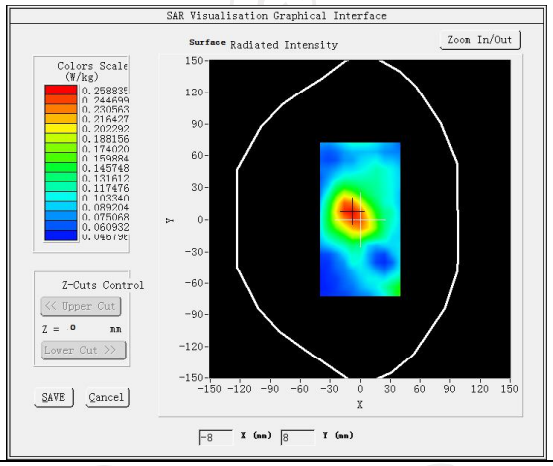	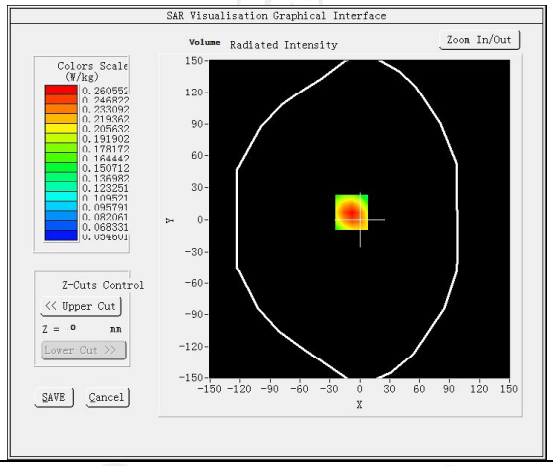
Maximum location: X=-8.00, Y=7.00 SAR Peak: 0.38 W/kg	
SAR 10g (W/Kg)	0.166019
SAR 1g (W/Kg)	0.253583
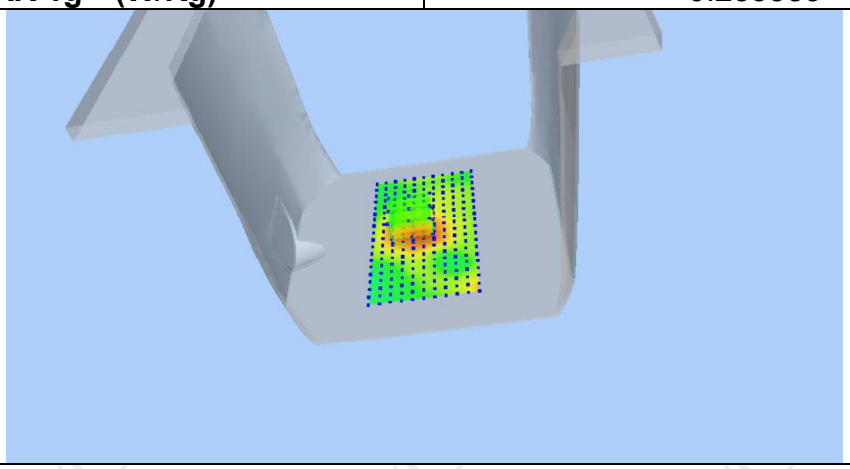	

Z (mm)	0.00	4.00	9.00	14.00	19.00
SAR (W/Kg)	0.3765	0.2606	0.1682	0.1177	0.0928

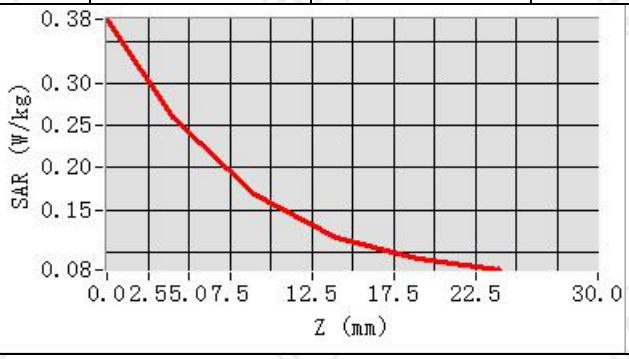

Hot spot position

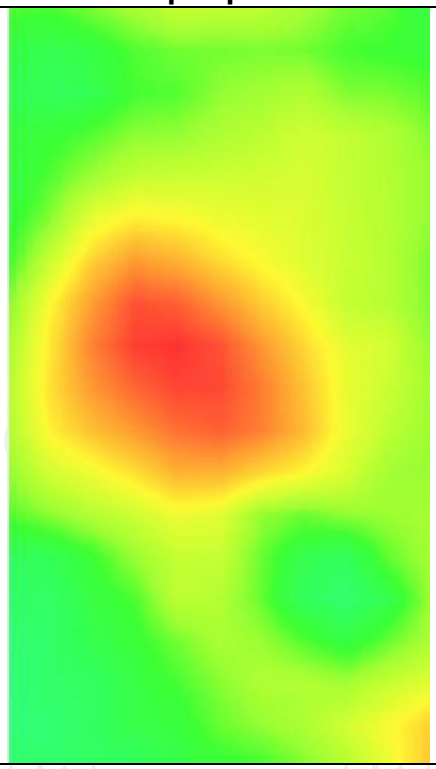

MEASUREMENT 2

Hight Band SAR (Channel 21350): Date: 05/13/2021

Frequency (MHz)	2560.000000
Relative permittivity (real part)	39.105208
Relative permittivity (imaginary part)	14.232400
Conductivity (S/m)	2.062760
Variation (%)	-1.180000
Crest Factor	1.0
Probe Conversion factor	2.32
E-Field Probe:	SSE2 (SN 36/20 EPGO346)
Area Scan	dx=8mm dy=8mm, h= 5.00 mm
ZoomScan	5x5x7,dx=8mm dy=8mm dz=5mm,Complete/ndx=8mm dy=8mm, h= 5.00 mm
Phantom	Validation plane
Device Position	Body back(hotspot 0mm)
Band	LTE band 7 (1 RB#50)

SURFACE SAR	**VOLUME SAR**
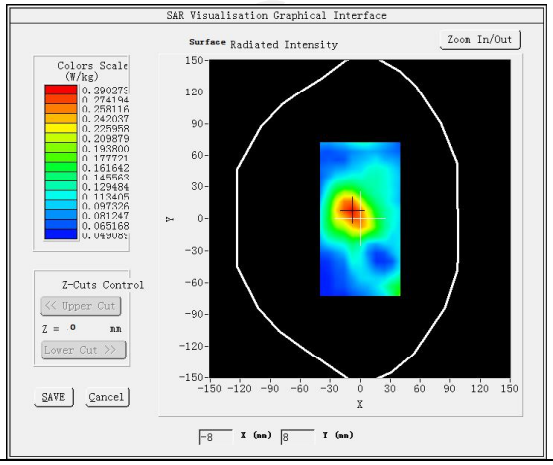	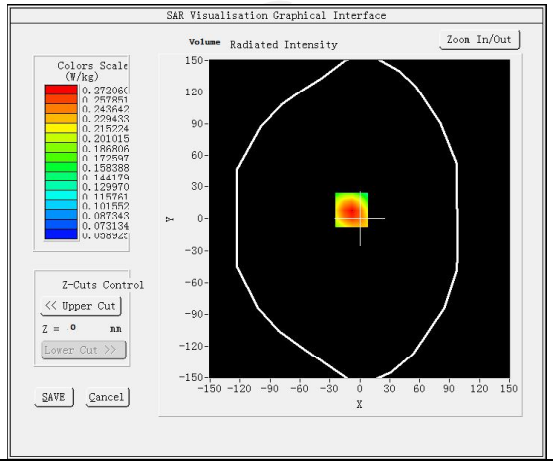

Maximum location: X=-8.00, Y=8.00 SAR Peak: 0.60 W/kg

SAR 10g (W/Kg)	0.174650
SAR 1g (W/Kg)	0.265328

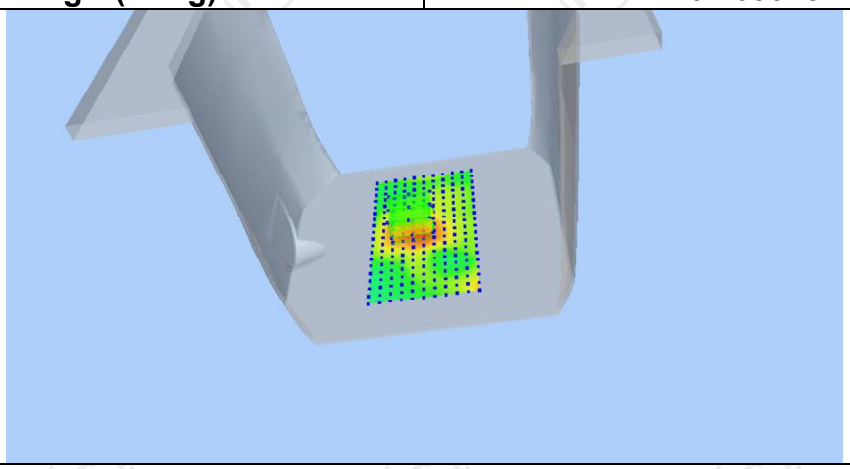

Z (mm)	0.00	4.00	9.00	14.00	19.00
SAR (W/Kg)	0.3816	0.2721	0.1812	0.1279	0.0983

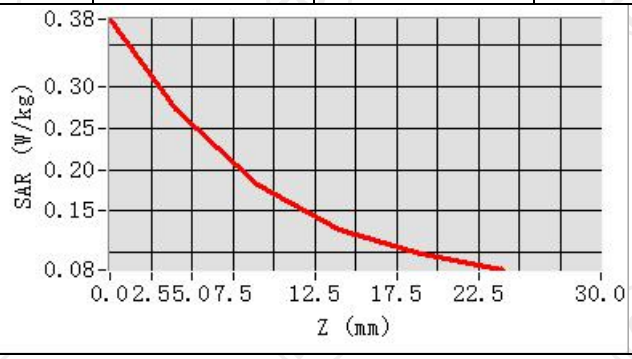

Hot spot position

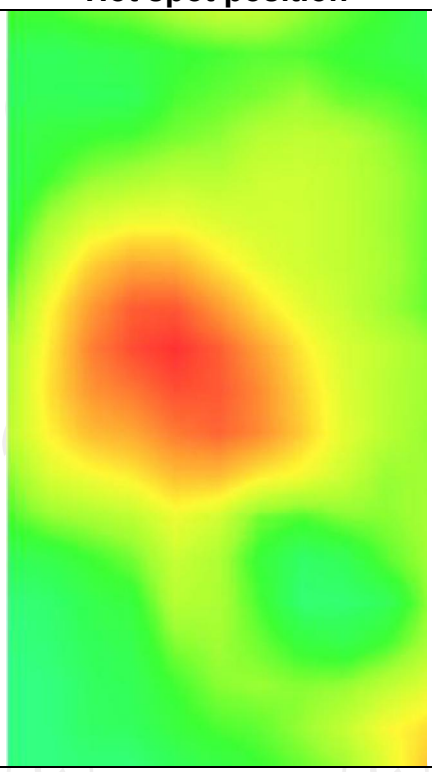

LTE Band 38

MEASUREMENT 1	
Middle Band SAR (Channel 38000):	Date: 05/13/2021
Frequency (MHz)	2595.000000
Relative permittivity (real part)	55.263812
Relative permittivity (imaginary part)	12.468867
Conductivity (S/m)	0.930822
Variation (%)	-0.710000
Crest Factor	1.0
Probe Conversion factor	1.86
E-Field Probe:	SSE2 (SN 36/20 EPGO346)
Area Scan	dx=8mm dy=8mm, h= 5.00 mm
ZoomScan	5x5x7,dx=8mm dy=8mm dz=5mm,Complete/ndx=8mm dy=8mm, h= 5.00 mm
Phantom	Validation plane
Device Position	Body back(0mm)
Band	LTE band 38(1 RB#50)
SURFACE SAR	**VOLUME SAR**
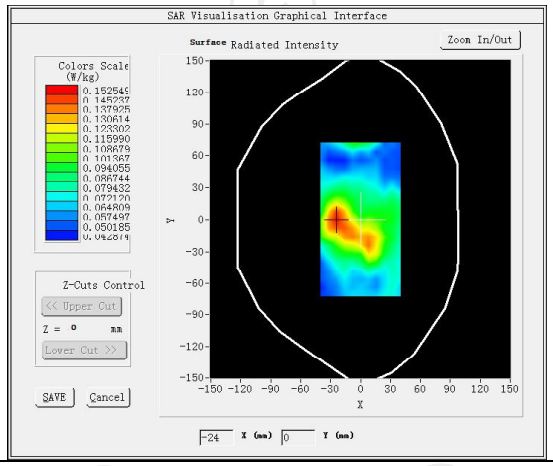	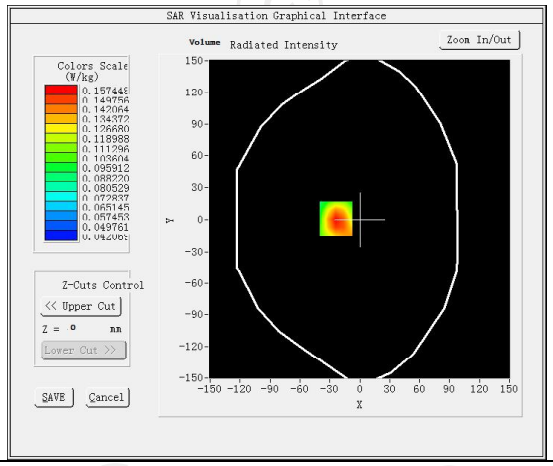
Maximum location: X=-24.00, Y=1.00 SAR Peak: 0.22 W/kg	
SAR 10g (W/Kg)	0.106856
SAR 1g (W/Kg)	0.150853

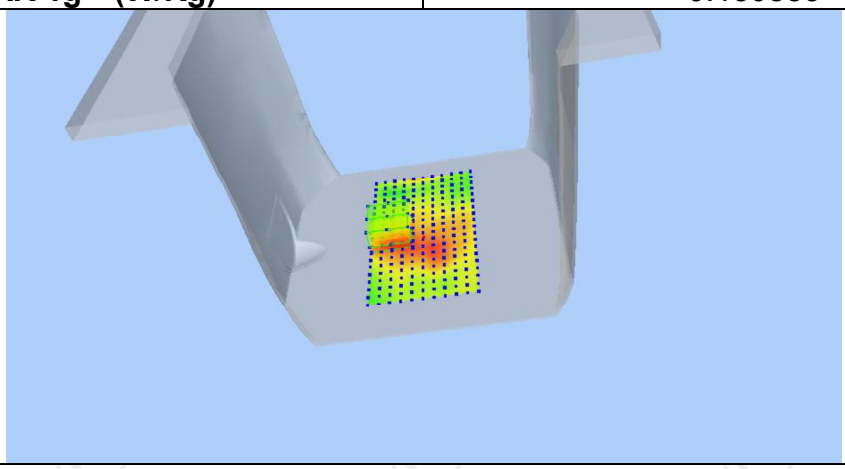

Z (mm)	0.00	4.00	9.00	14.00	19.00
SAR (W/Kg)	0.2162	0.1574	0.1082	0.0792	0.0631

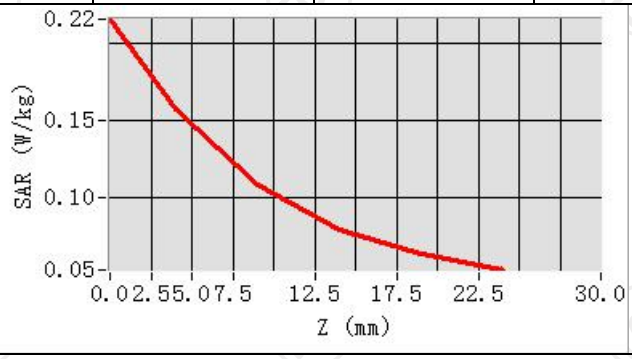

Hot spot position

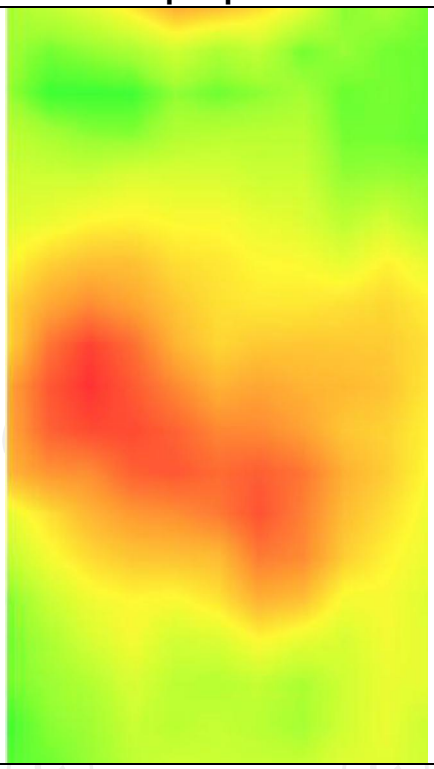

MEASUREMENT 2

Middle Band SAR (Channel 38000): Date: 05/13/2021

Frequency (MHz)	2595.000000
Relative permittivity (real part)	55.263812
Relative permittivity (imaginary part)	12.468867
Conductivity (S/m)	0.881392
Variation (%)	2.990000
Crest Factor	1.0
Probe Conversion factor	1.86
E-Field Probe:	SSE2 (SN 36/20 EPGO346)
Area Scan	dx=8mm dy=8mm, h= 5.00 mm
ZoomScan	5x5x7,dx=8mm dy=8mm dz=5mm,Complete/ndx=8mm dy=8mm, h= 5.00 mm
Phantom	Validation plane
Device Position	Body back(hotspot 0mm)
Band	LTE band 38(1 RB#50)

SURFACE SAR	**VOLUME SAR**
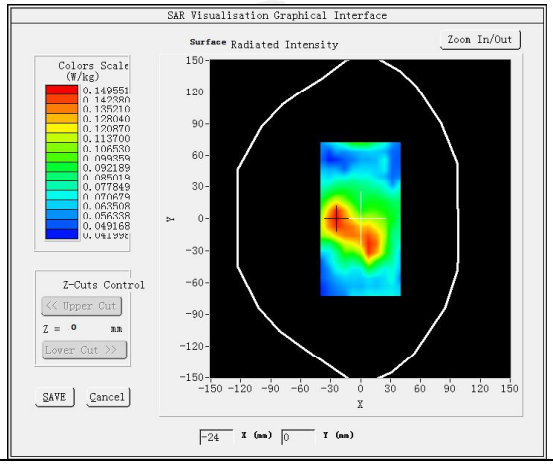	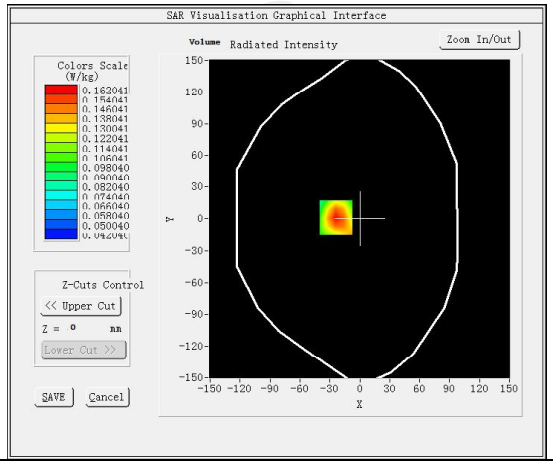

Maximum location: X=-24.00, Y=1.00 SAR Peak: 0.23 W/kg	
SAR 10g (W/Kg)	0.105882
SAR 1g (W/Kg)	0.154568

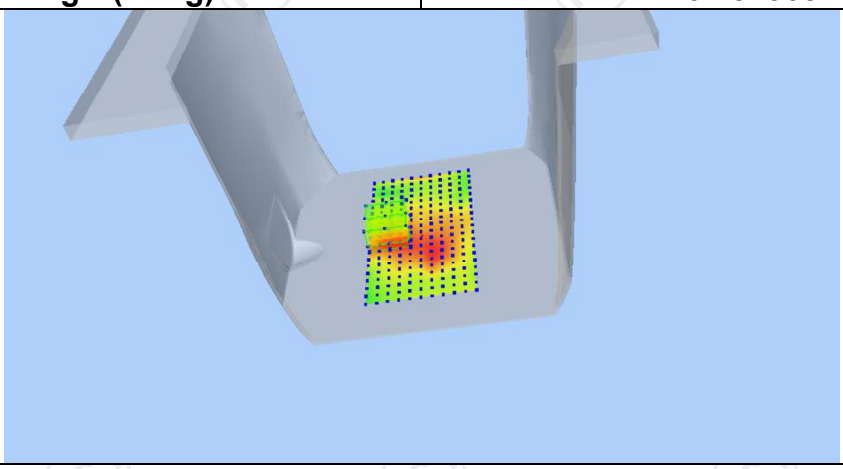

Z (mm)	0.00	4.00	9.00	14.00	19.00
SAR (W/Kg)	0.2269	0.1620	0.1090	0.0789	0.0632

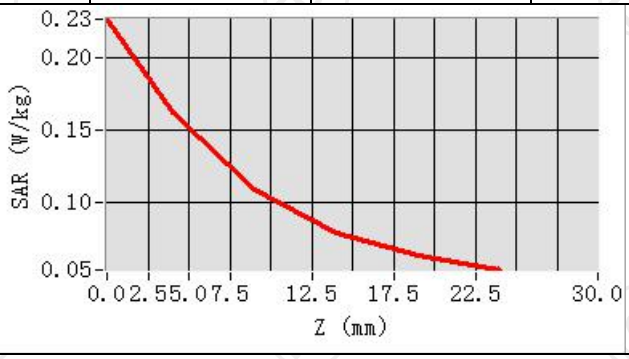
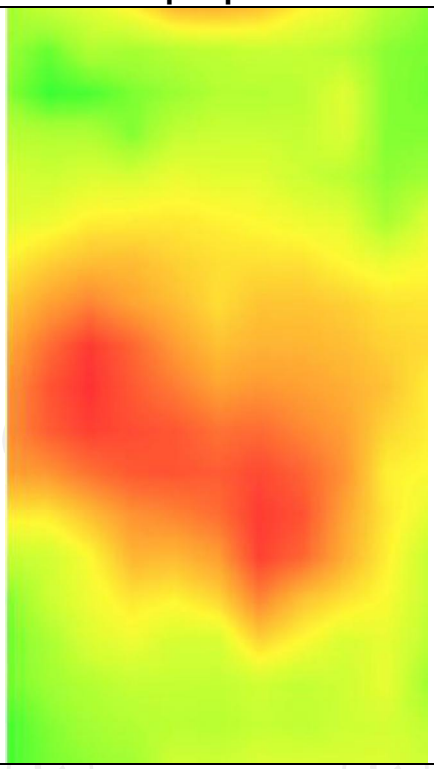
Hot spot position