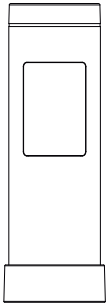

ColorMeter Pro
Operation Instruction

Product introduction

Please read this manual carefully before using the product.

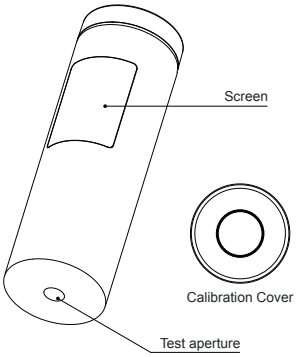

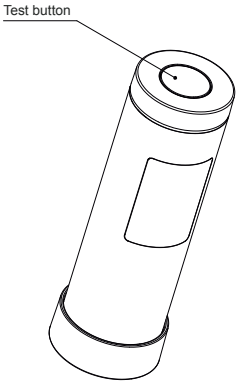

Quick guide

1.Scan QR code to get mobile App

2.Power on and measure

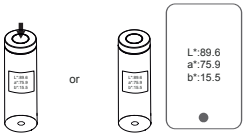

Power on APP Measurement

3.How to measure color difference

Measurement standard Transfer to test the sample Measure the sample to get the color difference

4.Power off

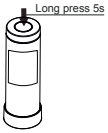

Parameters

Product name:	Colorimeter
Geometry and Angle:	D/8-SCI
Calibration:	Automatic
Color Value:	Spectral Reflectance CIE-Lab,CIE-LCh,HunterLab,CIE-Luv,XYZ,Yxy,RGB ColorDifference(ΔE*ab,ΔE*cmc,ΔE*94,ΔE*00) WI(ASTM E313-00,ASTM E313-73,CIE/ISO,AATCC Hunter,TaubeBergerStensby) YI(ASTM D1925,ASTM E313-00,ASTM E313-73) Blackness(My,dM), Color fastness,Tint(ASTM E313-00) ColorDensity(CMYK(A,T,E,M)),Milm Munsell,Opacity,Dye strength,ColorStrength
Light source:	LED(Full Scale Visible Wavlength Range)
Lighting condition:	A,B,C,D50,D55,D65,D75,F1,F2,F3,F4,F5,F6 F7,F8,F9,F10,F11,F12,CWF,U30,DLF,NBF,TL83,TL84,U35
Angle of field:	2°,10°
Lighting source:	LED(Full Scale Visible Wavlength Range)
Repeatability:	dE*ab≤0.1
Aperture:	8mm
Wavelength Interval:	10mm
Wavelength Range:	400-700nm
Measurement Time:	＜1sec
Battery:	10,000 continuous test per-charge
Screen:	ColorLCD,135*240,1.14inch
Interface:	Bluetooth and USB

*Parameters are subject to change without notice

Thank you for purchasing ColorMeter Pro

Qualified Tested

Warranty instructions

Reminder

It is recommend that keep the packing box for at least 30 days as the packing box is required to ensure the safety of transportation.

Non warranty regulations

1.Unauthorized repair,misuse,accident,modification,use of non-official accessories.
2.Instrument is out of warranty.
3.Damage caused by force.
4.Not the performance failure listed in the product performance failure table.
5.Performance failure caused by human factors.

Contact

Manufacturer: Hangzhou CHNSpec Technology Co.,Ltd
Address: No.166,Wenyuan North Road,Jianggan District Hangzhou,China
Tel: +86 571 85888707
Website: www.chnspec.com

Warning

- Do not attempt to disassemble or replace any part of the equipment.Please contact the agent or official customer service for after sales service.
- Do not place the equipment near heat source or directly expose to the fire.
- If any liquid enters the equipment,please power off the equipment immediately.
- This product contains small parts.It may cause suffocation and other hazards,if swallowed by children.

Product performance failure table

Name	Performance failure
ColorMeter Pro	1.The equipment can't power on. 2.The equipment's button can't work normally. 3.Equipment screen fails to work normally. 4.Equipment lightsource fails to work normally. 5.Bluetooth can't connect.

FCC STATEMENT :

This device complies with Part 15 of the FCC Rules. Operation is subject to the following two conditions:

This device may not cause harmful interference, and

This device must accept any interference received, including interference that may cause undesired operation.

Warning: Changes or modifications not expressly approved by the party responsible for compliance could void the user's authority to operate the equipment.

NOTE: This equipment has been tested and found to comply with the limits for a Class B digital device, pursuant to Part 15 of the FCC Rules. These limits are designed to provide reasonable protection against harmful interference in a residential installation. This equipment generates uses and can radiate radio frequency energy and, if not installed and used in accordance with the instructions, may cause harmful interference to radio communications. However, there is no guarantee that interference will not occur in a particular installation. If this equipment does cause harmful interference to radio or television reception, which can be determined by turning the equipment off and on, the user is encouraged to try to correct the interference by one or more of the following measures:

Reorient or relocate the receiving antenna.

Increase the separation between the equipment and receiver.

Connect the equipment into an outlet on a circuit different from that to which the receiver is connected.

Consult the dealer or an experienced radio/TV technician for help.

RF warning statement:

The device has been evaluated to meet general RF exposure requirement. The device can be used in portable exposure condition without restriction.