无线充

用户说明书

产品说明

使用步骤

1.将夹子球轴用螺帽旋固至充电器后，确保支架可灵活旋转状态

2.输入电源：连接汽车内适配器数据线至充电器

快充模式必须使用高通快充适配器

3.按压出风口夹子固定至出风口，然后调整方向并固定好螺帽



4.放置手机：当你的手机放置时会被感应，夹臂会自动夹紧手机并无线充电

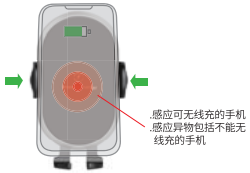

5.取下手机

触摸左右两边的触摸键一处，固定夹臂会自动松开，你可以取走手机

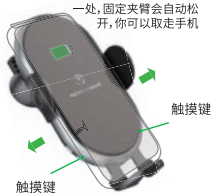

6.LED指示灯显示工作状态

1.充电时蓝灯亮
2.异物检测时红灯持续闪

功能说明

. 为符合Qi无线充电标准的设备无线充电。
. 无线充电器支持快充10W，7.5W及普通5W，通用苹果和安卓机型。
. 无线充电式感应：当带有无线充电的手机靠近充电器时，被感应到后两个夹臂会自动夹紧手机并无线充电。
.异物检测式感应：当不带无线充电的手机靠近充电器时，被感应到后两个夹臂也会自动夹紧，可作手机支架用。
. 自动伸缩夹臂可以灵活地伸缩，所以你可以很容易地固定手机充电或取回手机。
. 全新升级静音设计：采用静音马达，夹臂伸缩过程无噪音。
. 固定在汽车出风口处，360°全角度可调，你可随意地调整你的手机方向。
. 过流保护、过热保护、短路保护
. 产品认证书：FCC , CE, ROHS

产品参数

材 料：ABS+硅胶
输入功率：5 V/3A 或 9 V / 2 A
输出功率： 10W/7.5W/5W/15W
无线充电有效距离：3~6mm(max)
转换效率：慢充≥70%，快充≥75%
工作频率：110 - 205KHz
颜 色：黑 色
包装清单:1个无线充手机支架 、1个汽车出风口夹子、1根USB数据线、1本用户手册

保修说明

本设备在正常使用下无明显外观材料等损坏的，从购买当天开始计算保修12个月，保修服务需提供购买证明。用户不应该试图打开或拆卸设备，这样做可能会造成产品二次损坏，使您的保修服务无效。

Wirless Charger

User Manual

Instruction

Operation steps

1. Adjust the screw cap to the best active status

2. Input:Connect the wireless charger and car adapter with the charging cord.

Must use Qualcomm quick charge adaptor for fast wireless charging.

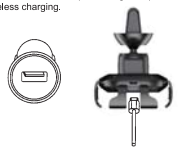

3. Press the button of clip to fix, then adjust the angle and tighten the fixed nut.



4.Place smartphone:The charger can sense your phone when approach,the clips will automatically grip your phone and wireless charge.

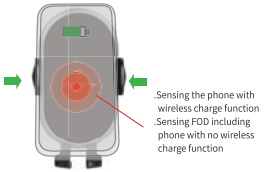

5. Take off smartphone

Touch the on-off button on both 2 sides,the clips automatically open,then take your phone out.

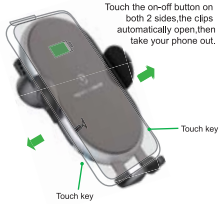

6. LED indicated light shows the working status:

1.Blue light is on when charging
2.Red light flashes when sensing foreign bodies

Features

. Wireless charging for devices with Qi standard.
. Charging fast at 10W, 7.5w and ordinary at 5W, compatible with Apple and Android devices.
. Wireless charging sensing: when the phone with wireless charge receiver approaches the charger, the two clips will automatically clip the phone and charge wirelessly.
· Foreign body detection sensing: when the phone without wireless receiver approaches the charger, the two clips will also automatically clip the phone, then use it for a phone holder.
.The clips can extend and retract flexibly, so easily fix phone to charge or release to use.
.New upgrade mute design: Using the mute motor, the clips stretch and shrink with no noise.
.360°rotation：The handle supports 360°rotation,which enables you to find suitable directions to place your phone on or get your phone off.
. Over-current protection, over-heat protection and short-circuit protection.
. Certification:FCC,CE,ROHS.

Specification

Material: ABS+ silica gel
Input power: 5V/3A or 9V/2A
Output power: 10W/7 .5W/5W/15W
Wireless charging effective distance: 3-6mm (Max)
Conversion efficiency:Normal charge≥70%, Fast charge≥75%
Working frequency: 110-205kHz
Color: Black
Packing list :1 full-automatic wireless charger , 1 car outlet clip, 1 USB cable, 1 user manual

Warranty

This device is free from defects in material and workmanship under normal use for twelve (12) months commencing upon the date of purchase. Proof of purchase is required for warranty service. The consumer should never attempt to open or disassemble the device, and doing so may cause damage that voids your warranty.

C/ / ² I·NJyλyƎ {ŭI·ŭŜY˜Ŝyŭ

/KI·yƎŜă 2NJ Y˜2ŘλŦλŎI·ŭλ2yã y2ŭ ŜÈLJNJŜăăŭè I·LJLJNJ2ØŜŘ ōè ŭKŜ LJI·NJŭè NJŜăLJ2yãλōŭŜ Ŧ2NJ Ŏ2Y˜LJŭλI·yŎŜ Ŏ2dzŭŘ Ø2λŘ ŭKŜ dzăŜNJ0ã I·dzŭK2NJλŭè

ŭ2 2LJŜNJI·ŭŜ ŭKŜ ŜIjdzλLJY˜Ŝyŭ¢ ¢Kλă ŜIjdzλLJY˜Ŝyŭ KI·ă ōŜŜy˜ŭŜăŭŜŘ I·yŘ Ŧ2dzyŘ ŭ2 Ŏ2Y˜LJŭè øλŭK ŭKŜ ŭλY˜λŭă Ŧ2NJ I· /ŭI·ăă . ŘλƎλŭI·ŭ ŘŜØλŎŜΣ

LJdzNJădzI·yŭ ŭ2 tI·NJŭ мр 2Ŧ ŭKŜ C/ / wdzŭŜă¢ ¢KŜăŜ ŭλY˜λŭă I·NJŜ ŘŜăλƎyŜŘ ŭ2 LJNJ2ØλŘŜ NJŜI·ă2yI·ōŭŜ LJNJ2ŭŜŎŭλ2y˜ I·ƎI·λyãŭ KI·NJY˜Ŧdzŭ

λyŭŜNJŦŜNJŜyŎŜ λy˜ I· NJŜăλŘŜyŭλI·ŭ λyãŭI·ŭI·ŭλ2y¢ ¢Kλă ŜIjdzλLJY˜Ŝyŭ ƎŜyŜNJI·ŭŜă dzăŜă I·yŘ ŎI·y˜ NJI·ŘλI·ŭŜ NJI·Řλ2 ŦNJŜIjdzŜyŎè ŜyŜNJƎè I·yŘΣ λŦ y2ŭ

λyãŭI·ŭŜŘ I·yŘ dzăŜŘ λy˜ I·ŎŎ2NJŘI·yŎŜ øλŭK ŭKŜ λyãŭNJdzŎŭλ2yãΣ Y˜I·è ŎI·dzăŜ KI·NJY˜Ŧdzŭ λyŭŜNJŦŜNJŜyŎŜ ŭ2 NJI·Řλ2 Ŏ2Y˜Y˜dzyλŎI·ŭλ2yã¢

I2øŜØŜNJΣ ŭKŜNJŜ λă y2 ƎdzI·NJI·yŭŜŜ ŭKI·ŭ λyŭŜNJŦŜNJŜyŎŜ øλŭŭ y2ŭ 2ŎŎdzNJ λy˜ I· LJI·NJŭλŎdzŭI·NJ λyãŭI·ŭI·ŭλ2y¢ LŦ ŭKλă ŜIjdzλLJY˜Ŝyŭ Ř2Ŝă ŎI·dzăŜ

KI·NJY˜Ŧdzŭ λyŭŜNJŦŜNJŜyŎŜ ŭ2 NJI·Řλ2 2NJ ŭŜŭŜØλăλ2y˜ NJŜŎŜLJŭλ2yΣ øKλŎK ŎI·y˜ ōŜ ŘŜŭŜNJY˜λyŜŘ ōè ŭdzNJyλyƎ ŭKŜ ŜIjdzλLJY˜Ŝyŭ 2ŦŦ I·yŘ 2yΣ ŭKŜ

dzăŜNJ λă ŜyŎ2dzNJI·ƎŜŘ ŭ2 ŭNJè ŭ2 Ŏ2NJNJŜŎŭ ŭKŜ λyŭŜNJŦŜNJŜyŎŜ ōè 2yŜ 2NJ Y˜2NJŜ 2Ŧ ŭKŜ Ŧ2ŭŭ2øλyƎ Y˜ŜI·ădzNJŜăY

- - wŜ2NJλŜyŭ 2NJ NJŜŭ2ŎI·ŭŜ ŭKŜ NJŜŎŜλØλyƎ I·yŭŜyyI·¢
- - LyŎNJŜI·ăŜ ŭKŜ ăŜLJI·NJI·ŭλ2y˜ōŜŭøŜŜy˜ŭKŜ ŜIjdzλLJY˜Ŝyŭ I·yŘ NJŜŎŜλØŜNJ¢
- - /2yyŜŎŭ ŭKŜ ŜIjdzλLJY˜Ŝyŭ λyŭ2 I·y˜2dzŭŭŜŭ 2y˜I· ŎλNJŎdzλŭ ŘλŦŦŜNJŜyŭ ŦNJ2Y˜ ŭKI·ŭ ŭ2 øKλŎK ŭKŜ NJŜŎŜλØŜNJ λă Ŏ2yyŜŎŭŜŘ¢

- - /2yădzŭŭ ŭKŜ ŘŜI·ŭŜNJ 2NJ I·y˜ŜÈLJŜNJλŜyŎŜŘ NJI·Řλ2κ¢± ŭŜŎKyλŎλI·y˜Ŧ2NJ KŜŭLJ¢

¢Kλă ŘŜØλŎŜ Ŏ2Y˜LJŭλŜă øλŭK LJI·NJŭ мр 2Ŧ ŭKŜ C/ / wdzŭŜă¢ hLJŜNJI·ŭλ2y˜λă ădzō?ŜŎŭ ŭ2 ŭKŜ Ŧ2ŭŭ2øλyƎ two conditions: (1) This device may not cause harmful interference, and (2) this device must accept any interference received, including interference that may cause undesired operation.