POVISON®

Simple Life , Better Home

User Manual

DESK LAMP

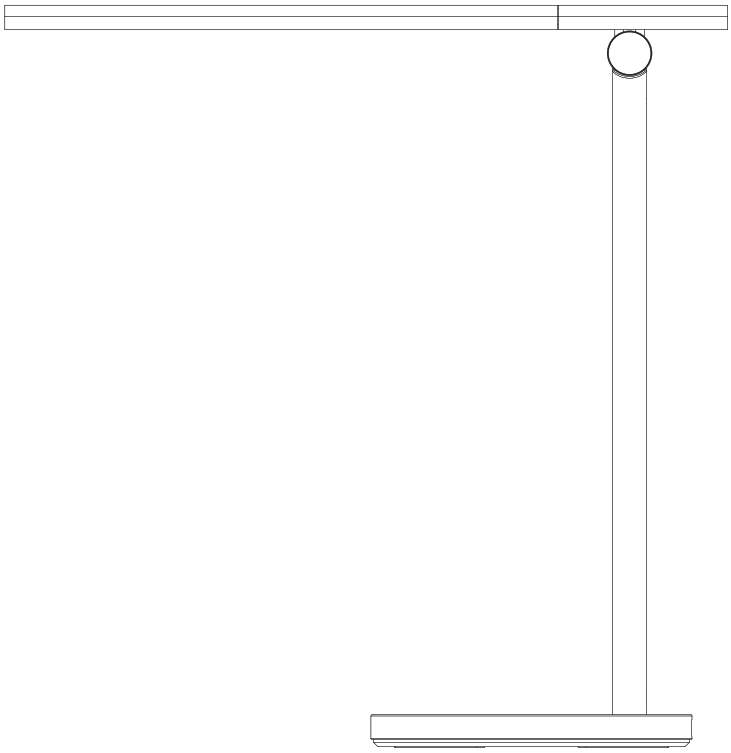

MODEL NO. : DL002A

+1888 666 9122

customerservice@povison.com

PovisonOfficial | Povison | povisonofficial | Povison | Povison Official | Povison

DL002A

Packing List: Desk Lamp + Base + Metal Parts + Adapter + User Manual

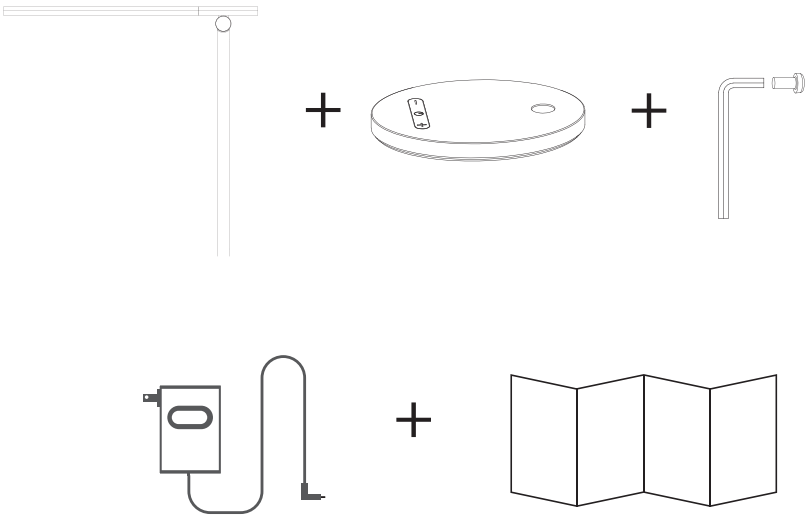

Specification

Input Voltage	12V⎓2A
Material	Metal + ABS+PC
Light Source	36pcs LED
Power Consumption	10W
Luminous Flux	440lm
Ra	90
Color Temperature	3000K-5500k
Operating Temperature	-10～40℃

DL002A

Installation

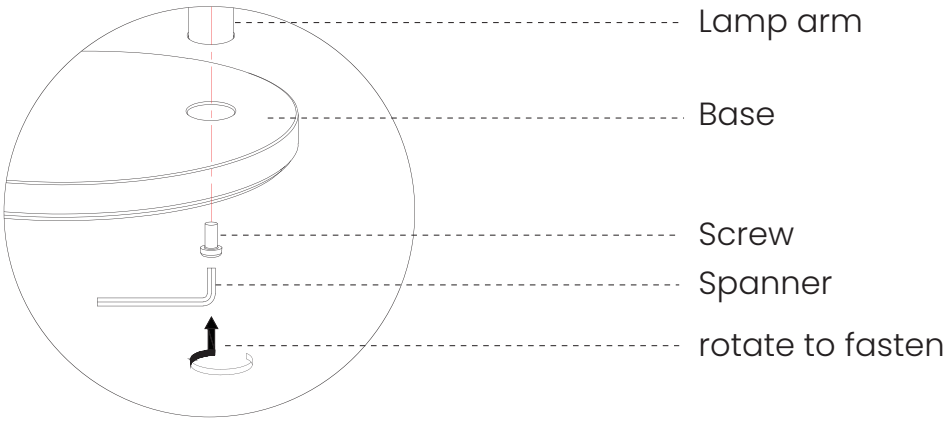

It’s very easy to install, as shown above: Insert the lamp arm into the lamp holder and tighten it with hexagon screw from the bottom.

Product Care

1. Please read the user manual before use.
2. Don't install the lamps above high temperature objects or in damp places. (don't install it above the stove, gas and exhaust pipe to prevent damage.)
3. When the lamp is abnormal, cut off the power supply quickly.

DL002A

Button Guide

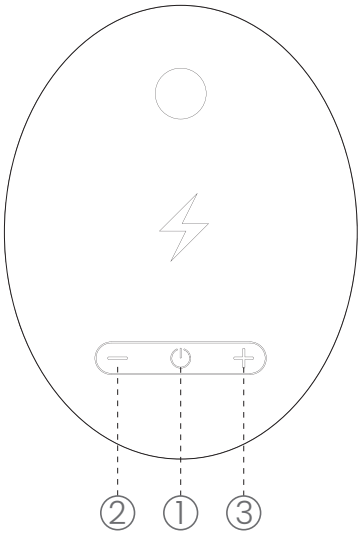

① On/Off: Single click the button to turn on/off the light. Double click the button to adjust the color temperature.

② Reduce brightness: Single click the “-” to reduce brightness. Long press the button for stepless brightness decrease.

③ Improve brightness: Single click the “+” to improve brightness. Long press the button for stepless brightness increase.

DL002A

Function Guide

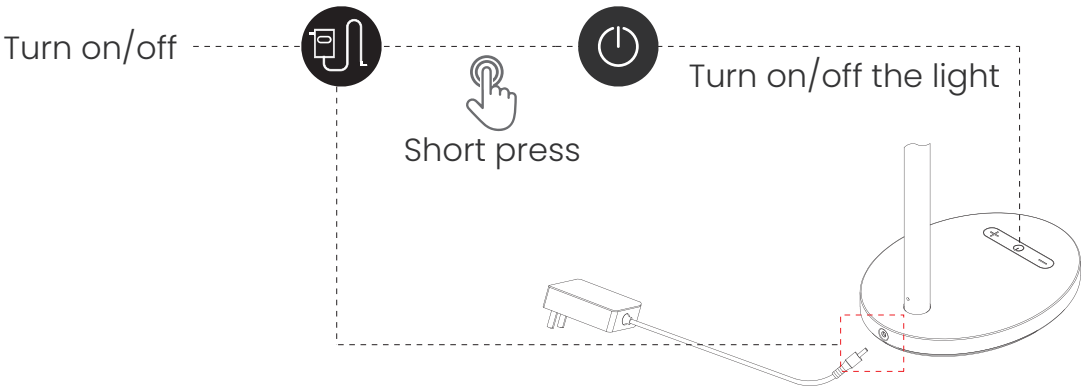

CCT

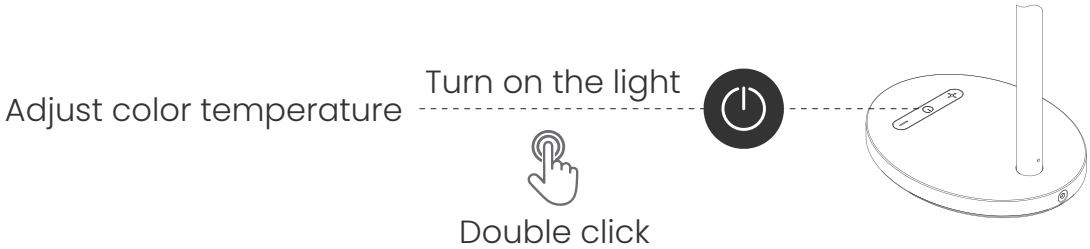

DL002A

Adjust brightness

Turn on the light

short press the button to improve the brightness
long press the button for stepless brightness increase

short press the button to reduce the brightness
long press the button for stepless brightness decrease

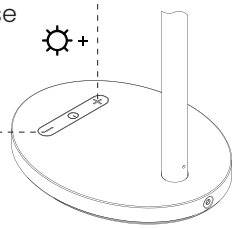

Wireless charging

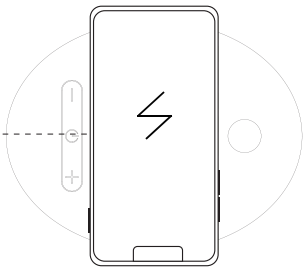

Multi-angle adjustments

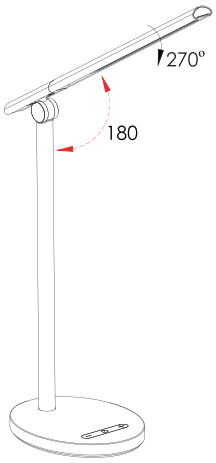

DL002A

NOTICES

- Please fasten the screw between the base and lamp arm to prevent a loose connection.
- After connecting to power supply, the touch button of the on/off button is on.
- When the phone is charging, the touch button flashes regularly.
- When the phone doesn’t match with the wireless charger, the touch button flashes quickly.

DL002A

FCC STATEMENT

This device complies with part 15 of the FCC Rules. Operation is subject to the following two conditions:(1) This device may not cause harmful interference, and (2) this device must accept any interference received, including interference that may cause undesired operation.
Any Changes or modifications not expressly approved by the party responsible for compliance could void the user's authority to operate the equipment. This equipment has been tested and found to comply with the limits for a Class B digital device, pursuant to part 15 of the FCC Rules. These limits are designed to provide reasonable protection against harmful interference in a residential installation. This equipment generates uses and can radiate radio frequency energy and, if not installed and used in accordance with the instructions, may cause harmful interference to radio communications. However, there is no guarantee that interference will not occur in a particular installation. If this equipment does cause harmful interference to radio or television reception, which can be determined by turning the equipment off and on, the user is encouraged to try to correct the interference by one or more of the following measures:

- Reorient or relocate the receiving antenna.
- Increase the separation between the equipment and receiver.
- Connect the equipment into an outlet on a circuit different from that to which the receiver is connected.
- Consult the dealer or an experienced radio/TV technician for help.

The device has been evaluated to meet general RF exposure requirement. The device can be used in portable exposure condition without restriction.
FCC RF exposure statement:
The equipment complies with FCC radiation exposure limits set forth for an uncontrolled environment. During the operation of device a distance of 15 cm surrounding the device and 20 cm above the top surface of the device must be respected.

URL:www.povison.com