TEST REPORT

Report Number: C21T00027-SRD04-V01

Applicant	Cipia Vision Ltd
Product Name	Cipia-FS10
Model Name	FS10-LOC / FS10-LOC-ADS
Brand Name	Cipia
FCC ID	2AZIQFS10L
IC	27633-FS10L

Industrial Internet Innovation Center (Shanghai) Co., Ltd. tested the above equipment in accordance with the requirements in FCC Part15, ANSI C63.10-2013, KDB 558074, RSS-Gen Issue 5, RSS-247 Issue 2.

Prepared by	范宇航	Reviewed by	陈晨飞
Approved by		Issue Date	2021-09-30

Industrial Internet Innovation Center (Shanghai) Co., Ltd.

NOTE

1. This report is invalid without the signature of the writer, reviewer and authorizer.
2. This report is invalid if altered.
3. For the benefit of clients, if you have any objection to the report, please inform the testing laboratory within 15 days from the date of receiving this report.
4. Samples in the test report are provided by the client. The test results are only applicable to the samples received by the laboratory. The source information of samples (such as sample sender, manufacturer, etc.) in the test report is provided by the client, and the laboratory is not responsible for its authenticity and the measurement accuracy.
5. The test report does not represent the identification of a product by a certification body or an authorized body.
6. This report is only valid as a whole, and no part of the report can be reproduced without the written approval of Industrial Internet Innovation Center (Shanghai) Co., Ltd.
7. Without the written permission of testing institutions and accreditation bodies, this report cannot be used in part or in whole for publicity or product introduction.
8. "N/A" is used in this report to indicate that it is not applicable or available.
9. Industrial Internet Innovation Center (Shanghai) Co., Ltd. assumes the legal responsibility for the report.
10. The measurement uncertainty is not taken into account when deciding conformity, and the results of measurement (or the average of measurement results) are directly used as the criterion for the stating conformity.

Test Laboratory:
Industrial Internet Innovation Center (Shanghai) Co., Ltd.
Add: Building 4, No. 766 Jingang Rd, Pudong, Shanghai, China
Tel: +86 21 68866880

Revision Version

Report Number	Revision	Date	Memo
C21T00027-SRD04-V00	00	2021-08-30	Initial creation of test report
C21T00027-SRD04-V01	01	2021-09-30	1.Update the calibration information. 2.Add block diagram to all items. 3.ADD requirement at clause4.2. 4.Modify the IC ID.

CONTENTS

1. TEST LABORATORY....6

1.1. TESTING LOCATION....6

1.2. TESTING ENVIRONMENT....6

1.3. PROJECT INFORMATION....6

2. CLIENT INFORMATION....7

2.1. APPLICANT INFORMATION....7

2.2. MANUFACTURER INFORMATION....7

3. EQUIPMENT UNDER TEST (EUT) AND ANCILLARY EQUIPMENT (AE)....8

3.1. ABOUT EUT....8

3.2. INTERNAL IDENTIFICATION OF EUT USED DURING THE TEST....8

3.3. INTERNAL IDENTIFICATION OF AE USED DURING THE TEST....8

4. REFERENCE DOCUMENTS....9

4.1. REFERENCE DOCUMENTS FOR TESTING....9

4.2. REFERENCE INFORMATION FROM CLIENT....9

5. TEST SUMMARY....10

5.1. SUMMARY OF TEST RESULTS....10

5.2. STATEMENTS....11

6. MEASUREMENT RESULTS....12

6.1. MAXIMUM OUTPUT POWER....13

6.2. PEAK POWER SPECTRAL DENSITY....19

6.3. OCCUPIED 26DB BANDWIDTH(CONDUCTED)....24

6.4. 99% OCCUPIED BANDWIDTH(CONDUCTED)....26

6.5. BAND EDGES COMPLIANCE....31

6.6. TRANSMITTER SPURIOUS EMISSION..... 40

6.7. FREQUENCY STABILITY.....62

7. TEST EQUIPMENT LIST.....63

7.1. CONDUCTED TEST SYSTEM.....63

7.2. RADIATED EMISSION TEST SYSTEM.....63

ANNEX A: ACCREDITATION CERTIFICATE.....65

1. Test Laboratory

1.1. Testing Location

Primary Lab:

Company Name	Industrial Internet Innovation Center (Shanghai) Co., Ltd.
Address	Building 4, No. 766 Jingang Rd, Pudong, Shanghai, China
FCC Registration No.	958356
FCC Designation No.	CN1177
IC designation No.	CN0067

Subcontracting Lab #1:

Company Name	N/A
Address	N/A

1.2. Testing Environment

Normal Temperature	15℃~35℃
Relative Humidity	30%RH~60%RH
Supply Voltage	120V/60Hz

1.3. Project Information

Project Leader	Chen Minfei
Testing Start Date	2021-03-23
Testing End Date	2021-08-05

2. Client Information

2.1. Applicant Information

Company Name	Cipia Vision Ltd
Address	Maskit 8th st. Hertzelia, Israel
Telephone	+972-77-5047760

2.2. Manufacturer Information

Company Name	Cipia Vision Ltd
Address	Maskit 8th st. Hertzelia, Israel
Telephone	+972-77-5047760

3. Equipment under Test (EUT) and Ancillary Equipment (AE)

3.1. About EUT

Product Name	Cipia-FS10
Model name	FS10-LOC / FS10-LOC-ADS
Supported Radio Technology and Bands	BT5.0 WLAN 802.11b,g,n WLAN 802.11a,n,ac
Hardware Version	Revision D
Software Version	0.0.0.19B
WLAN Frequency	UNII 1: 5150MHz-5250MHz
FCC ID	2AZIQFS10L
IC	27633-FS10L

3.2. Internal Identification of EUT used during the test

EUT ID*	SN or IMEI	HW Version	SW Version	Date of Receipt
N01	N/A	Revision D	0.0.0.19B	2021-03-15
N02	N/A	Revision D	0.0.0.19B	2021-04-14
N22	N/A	Revision D	0.0.0.19B	2021-07-20

*EUT ID: is internally used to identify the test sample in the lab.

3.3. Internal Identification of AE used during the test

AE ID*	Description	Model	SN/Remark
AE1	RF Cable	N/A	N/A

*AE ID: is internally used to identify the test sample in the lab.

*The AE is provided by the client.

4. Reference Documents

4.1. Reference Documents for testing

The following documents listed in this section are referred for testing.

Reference	Title	Version
FCC Part15	Title 47 of the Code of Federal Regulations; Chapter I Part 15 - Radio frequency devices	2018-10-01
ANSI 63.10	Methods of Measurement of Radio-Noise Emissions from Low-Voltage Electrical and Electronic Equipment in the Range of 9 kHz to 40 GHz	2013
KDB 789033	Information Infrastructure (U-NII) Devices - Part 15, Subpart E	2017
KDB 905462	COMPLIANCE MEASUREMENT PROCEDURES FOR UNLICENSED-NATIONAL INFORMATION INFRASTRUCTURE DEVICES OPERATING IN THE 5250-5350 MHz AND 5470-5725 MHz BANDS INCORPORATING DYNAMIC FREQUENCY SELECTION	2016
RSS-247 Issue 2	Digital Transmission Systems (DTSs), Frequency Hopping Systems (FHSs) and Licence-Exempt Local Area Network (LE-LAN) Devices	2017
RSS-Gen Issue 5	General Requirements for Compliance of Radio Apparatus	2019

4.2. Reference Information from client

Information of the test sample provided by the client.
Antenna gain of EUT -2.98 dBi
Note:The product FS10-LOC / FS10-LOC-ADS use a PIFA antenna and doesn't allow Manufacturer change the design.

5. Test Summary

5.1. Summary of Test Results

Measurement Items	Sub-clause of Part15C	Sub-clause of IC	Verdict
Maximum Output Power	15.407(a)	RSS-247 6.2	Pass
Power Spectral Density	15.407(a)	RSS-247 6.2	Pass
99% Occupied Bandwidth	N/A	RSS-Gen 6.7	Pass
-26dB	15. 407(a)	RSS-247 6.2	Pass
Band edge compliance	15.407(b)	RSS-247 6.2	Pass
Transmitter spurious emissions radiated	15.407(b)	RSS-247 6.2	Pass
Spurious emissions radiated < 30 MHz	15.209 & 15.407(b)	RSS-247 6.2 RSS-Gen 8.9,8.10	Pass
Spurious emissions conducted < 30 MHz	15.407(b)	RSS-247 6.2	Pass
Frequency Stability	15.407(g)	RSS-Gen 8.11	Pass
Transmit Power Control	15.407(h)	RSS-247 6.2	N/A

Test Conditions

Tnom	Normal Temperature
Tmin	Low Temperature
Tmax	High Temperature
Vnom	Normal Voltage
Vmin	Low Voltage
Vmax	High Voltage
Hnom	Norm Humidity
Anom	Norm Air Pressure

For this report, all the test case listed above are tested under Normal Temperature and Normal Voltage, and also under norm humidity, the specific conditions as following:

Temperature	Tnom	24℃
Voltage	Vnom	24V
Humidity	Hnom	48%
Air Pressure	Anom	1010hPa

Note:

a. All the test data for each data were verified, but only the worst case was reported.

b.The DC and low frequency voltages' measurement uncertainty is ±2%.

5.2. Statements

The FS10-LOC / FS10-LOC-ADS manufactured by Cipia Vision Ltd, Incorporated are new products for testing.

This project have two sets of configured sample N01(N02)/N22, and we mainly tested sample N01(N02) , the main difference is as below：

Mainly Supply	FS10-LOC	(N01/N02)
Secondary Supply	FS10-LOC-ADS	Add ADAS(N22)

Industrial Internet Innovation Center (Shanghai) Co., Ltd. only performed test cases which identified with Pass/Fail/Inc result in section 5.1.

Industrial Internet Innovation Center (Shanghai) Co., Ltd. has verified that the compliance of the tested device specified in section 3 of this test report is successfully evaluated according to the procedure and test methods as defined in type certification requirement listed in section 4 of this test report.

6. Measurement Results

Shielding Room1 (6.0 meters×3.0 meters×2.7 meters) did not exceed following limits along the conducted RF performance testing:

Temperature	Min. = 15 ℃, Max. = 35 ℃
Relative humidity	Min. = 20 %, Max. = 75 %
Shielding effectiveness	> 100 dB
Ground system resistance	< 0.5
Temperature	Min. = 15 ℃, Max. = 35 ℃

Control room did not exceed following limits along the EMC testing:

Temperature	Min. = 15 ℃, Max. = 35 ℃
Relative humidity	Min. =30 %, Max. = 60 %
Shielding effectiveness	> 100 dB
Electrical insulation	> 10 k
Ground system resistance	< 0.5

Fully-anechoic chamber1 (6.9 meters×10.9 meters×5.4 meters) did not exceed following limits along the EMC testing:

Temperature	Min. = 15 ℃, Max. = 35 ℃
Relative humidity	Min. = 25 %, Max. = 75 %
Shielding effectiveness	> 100 dB
Electrical insulation	> 10 k
Ground system resistance	< 0.5
VSWR	Between 0 and 6 dB, from 1GHz to 18GHz
Site Attenuation Deviation	Between -4 and 4 dB,30MHz to 1GHz
Uniformity of field strength	Between 0 and 6 dB, from 80MHz to 3000 MHz

6.1. Maximum output Power

6.1.1. Measurement Limit and Method

Standard	Limit (dBm)
FCC 47 CFR Part 15.407(a)(1)(iv)	23 or 10+10 log10B
RSS-247 6.2.1.1	23 or 10+10 log10B

Limit use the less value, and B is the 26dB bandwidth.

6.1.2. The measurement method SA-1 is made according to KDB 789033

Set the spectrum analyzer in the following:
Detector: RMS.
RBW=1MHz.
VBW=3MHz.
Sweep time = AUTO.
Span: 30MHz (for 20MHz); 60MHz (for 40MHz)；120MHz (for 80MHz).

6.1.3. Test Setup

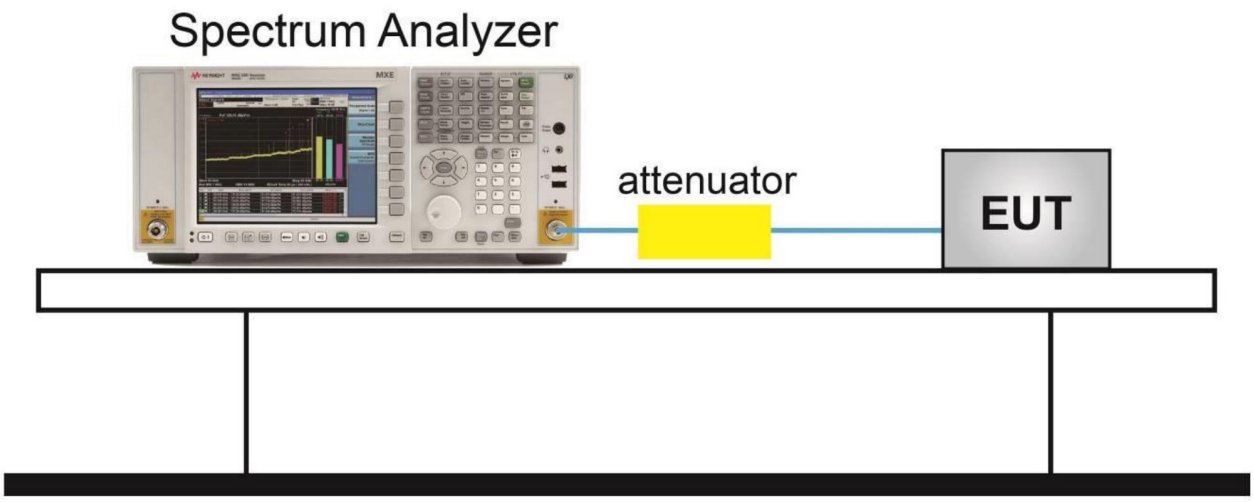

Measurement Results
U-NII-1

Mode	Channel	Conducted (dBm)	E. I.R.P(dBm)	Duty cycle factor (dB)
802.11a	5180	6.51	3.53	0.3
	5200	6.53	3.55	0.3
	5240	5.32	2.34	0.3
802.11n(20MHz)	5180	6.22	6.24	0.57
	5200	6.09	3.11	0.57
	5240	4.89	1.91	0.57
802.11n(40MHz)	5190	7.51	4.53	1.17
	5230	6.52	3.64	1.17
802.11ac	5180	6.17	3.19	0.59
	5200	6.4	3.42	0.59
	5240	5.21	2.23	0.59
802.11ac(40)	5190	7.45	4.47	1.15
	5230	8.12	5.14	1.15
802.11ac(80)	5210	8.12	5.14	2.58

TEST PLOTS:

Output Power-Conducted (802.11a, Ch36)	Output Power-Conducted (802.11a, Ch40)
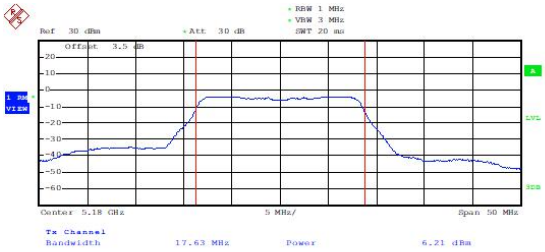 Date: 26.APR.2021 13:56:12	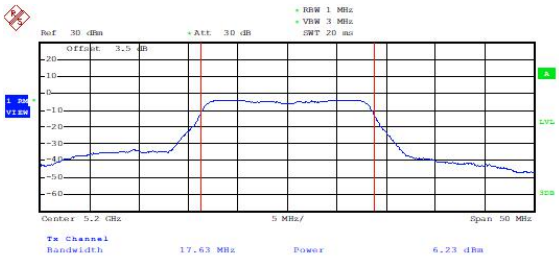 Date: 26.APR.2021 13:57:57
Output Power-Conducted (802.11a, Ch48)	**Output Power-Conducted (802.11n-HT20, Ch36)**
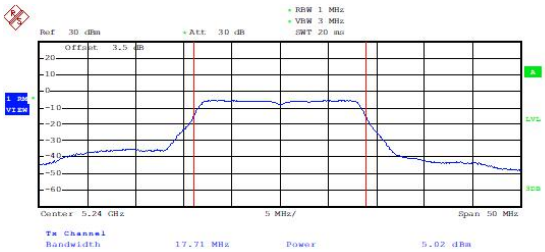 Date: 26.APR.2021 13:59:05	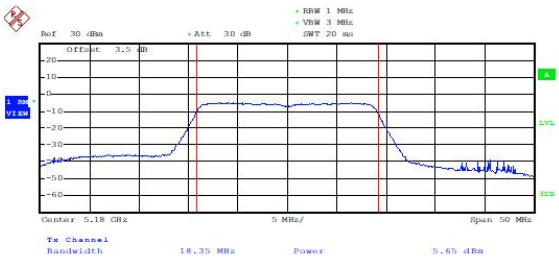 Date: 26.APR.2021 14:00:25

Output Power-Conducted (802.11n-HT20, Ch40)	Output Power-Conducted (802.11n-HT20, Ch48)
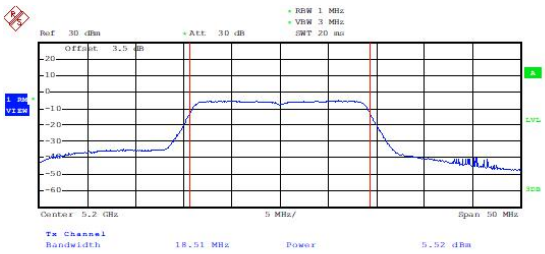 Date: 26.APR.2021 14:01:58	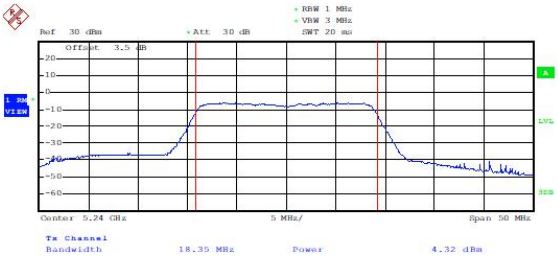 Date: 26.APR.2021 14:03:37
Output Power-Conducted (802.11n-HT40, Ch38)	**Output Power-Conducted (802.11n-HT40, Ch46)**
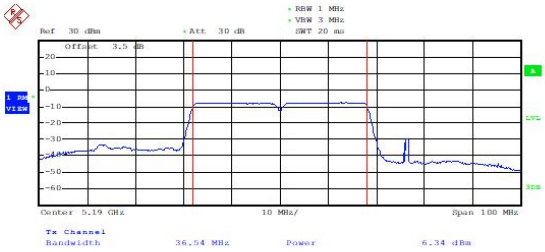 Date: 26.APR.2021 14:05:25	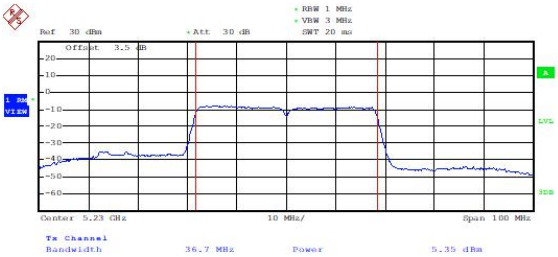 Date: 26.APR.2021 14:06:51

Output Power-Conducted (802.11ac-VHT20, Ch36)	Output Power-Conducted (802.11ac-VHT20, Ch40)
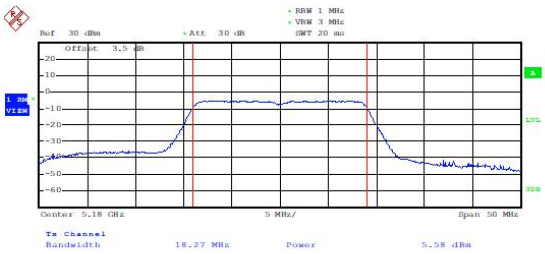 Date: 26.APR.2021 14:09:01	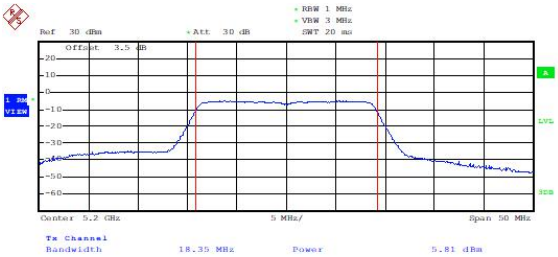 Date: 26.APR.2021 14:32:36
Output Power-Conducted (802.11ac-VHT20, Ch48)	**Output Power-Conducted (802.11ac-VHT40, Ch38)**
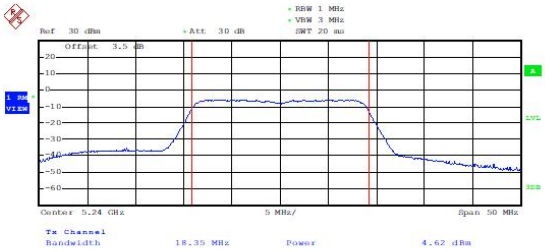 Date: 26.APR.2021 14:34:09	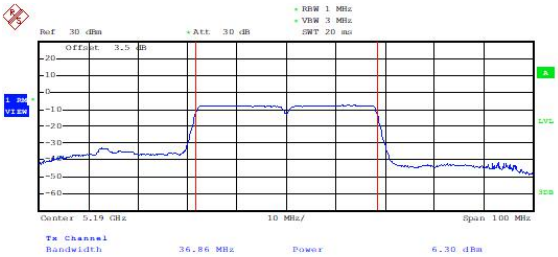 Date: 26.APR.2021 14:35:39

Output Power-Conducted (802.11ac-VHT40, Ch46)	Output Power-Conducted (802.11ac-VHT80, Ch44)
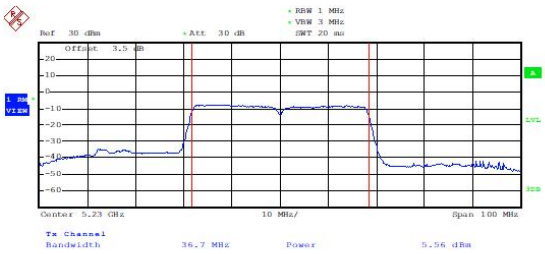 Date: 26.APR.2021 14:37:20	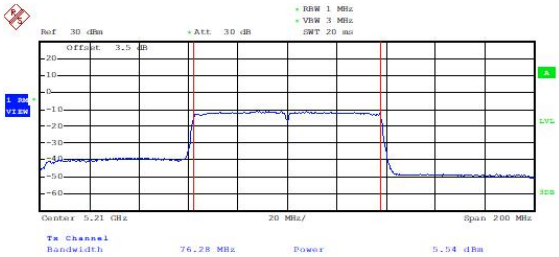 Date: 26.APR.2021 14:39:18

6.2. Peak Power Spectral Density

6.2.1. Measurement Limit

Standard	Limit (dBm)
FCC 47 CFR Part 15.407(a)(1)(iv)	≤11
RSS-247 6.2.1.1	≤11

6.2.2. Test Setup

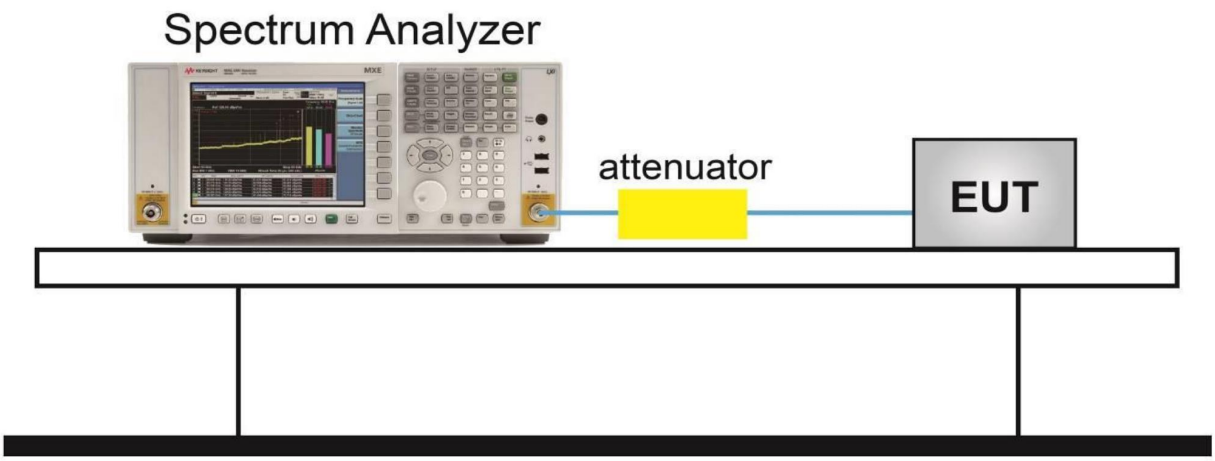

6.2.3. The output power measurement method SA-1 is made according to KDB 789033

Measurement Results

Mode	Channel	Power Spectral Density (dBm/MHz)	Conclusion
802.11a	5180 MHz	-3.776	P
	5200 MHz	-3.699	P
	5240 MHz	-5.127	P
802.11n HT20	5180 MHz	-4.442	P
	5200 MHz	-4.499	P
	5240 MHz	-5.780	P
802.11n HT40	5190 MHz	-6.485	P
	5230 MHz	-6.857	P
802.11ac HT20	5180 MHz	-4.319	P
	5200 MHz	-4.412	P
	5240MHZ	-5.510	P
802.11ac HT40	5190 MHz	-6.362	P
	5230 MHz	-6.909	P

Note: Bold font is the maximum Value

U-NII-1:

Power Spectral Density(dBm/MHz) (802.11a, 5180MHz)	-3.776	Power Spectral Density(dBm/MHz) (802.11a, 5200MHz)	-3.699
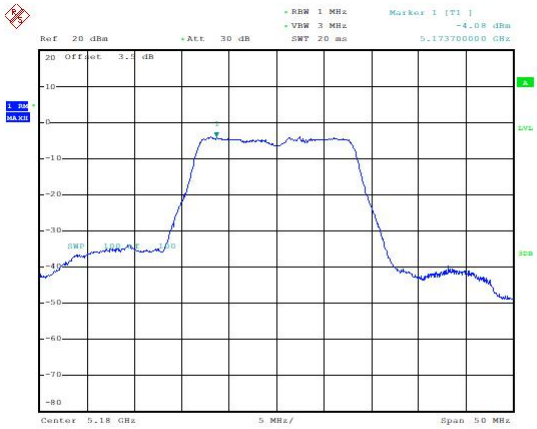		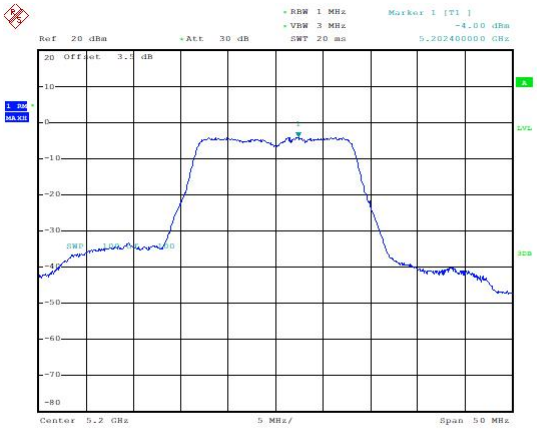	
Date: 26.APR.2021 14:51:11		Date: 26.APR.2021 14:53:12	
Power Spectral Density(dBm/MHz) (802.11a, 5240MHz)	**-5.127**	**Power Spectral Density(dBm/MHz) (802.11n-HT20), 5180MHz)**	**-5.780**
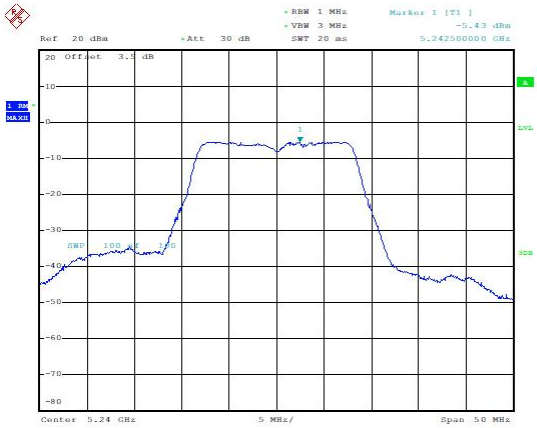		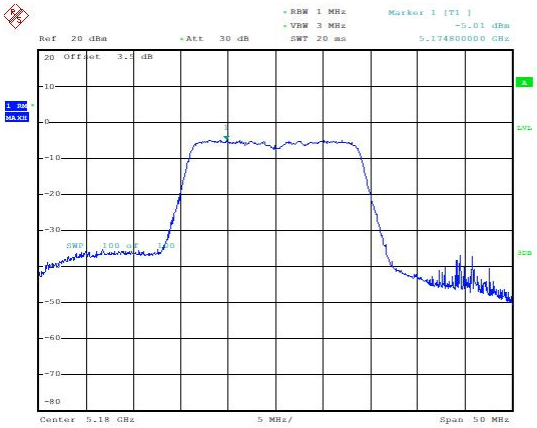	
Date: 26.APR.2021 14:54:54		Date: 26.APR.2021 14:55:49	

Power Spectral Density(dBm/MHz) (802.11n-HT20), 5200MHz)	-4.499	Power Spectral Density(dBm/MHz) (802.11n-HT20), 5240MHz)	-5.780
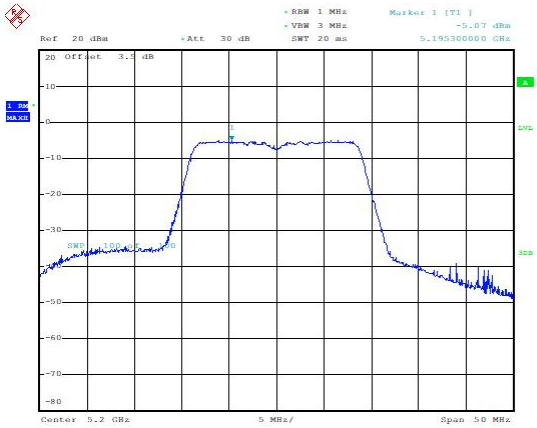 Date: 26.APR.2021 14:58:02		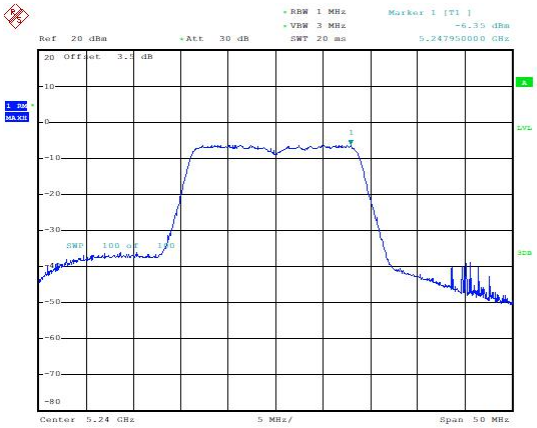 Date: 26.APR.2021 14:59:07	
Power Spectral Density(dBm/MHz) (802.11n-HT40), 5190MHz)	-6.485	Power Spectral Density(dBm/MHz) (802.11n-HT40), 5230MHz)	-6.857
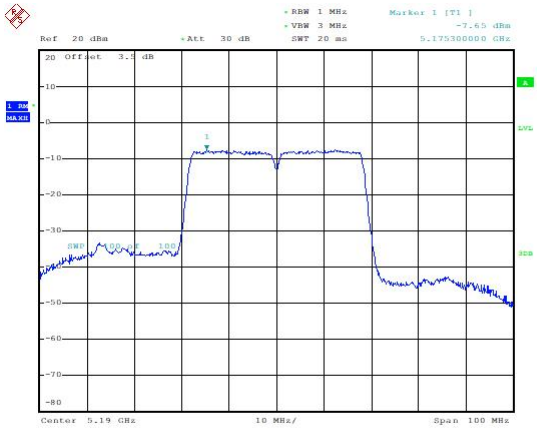 Date: 26.APR.2021 15:02:19		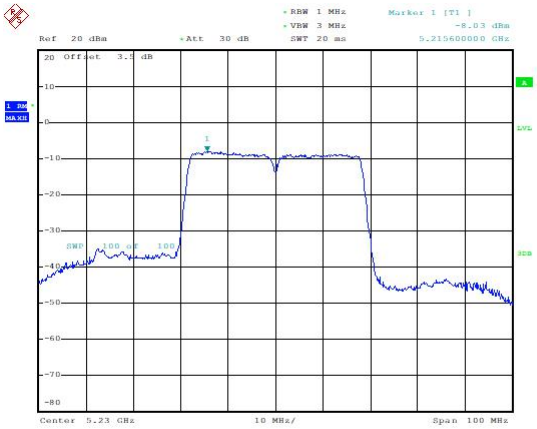 Date: 26.APR.2021 15:05:00	

Power Spectral Density(dBm/MHz) (802.11ac-HT20), 5180MHz)	-4.319	Power Spectral Density(dBm/MHz) (802.11ac-HT20), 5200MHz)	-4.412
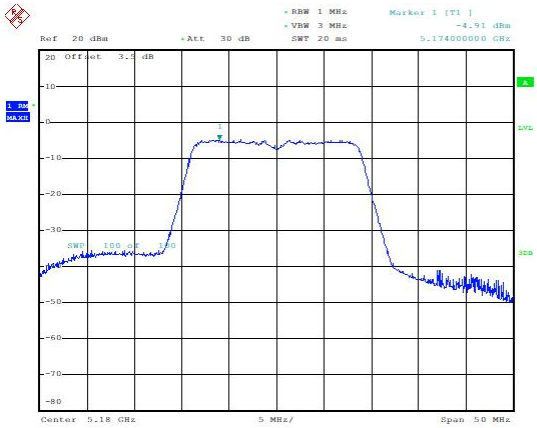		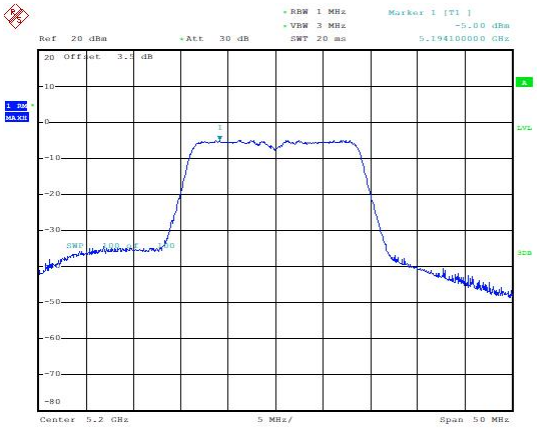	
Power Spectral Density(dBm/MHz) (802.11ac-HT20), 5240MHz)	-5.510	Power Spectral Density(dBm/MHz) (802.11ac-HT40), 5190MHz)	-6.362
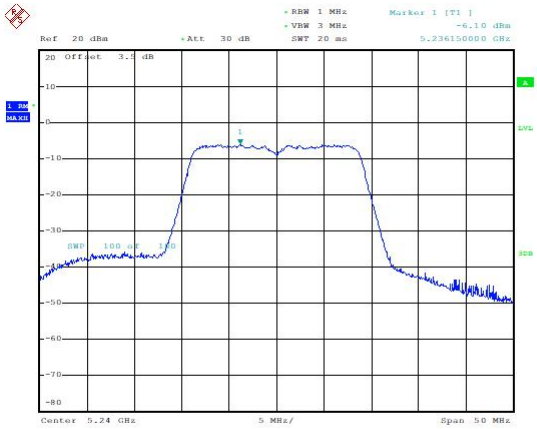		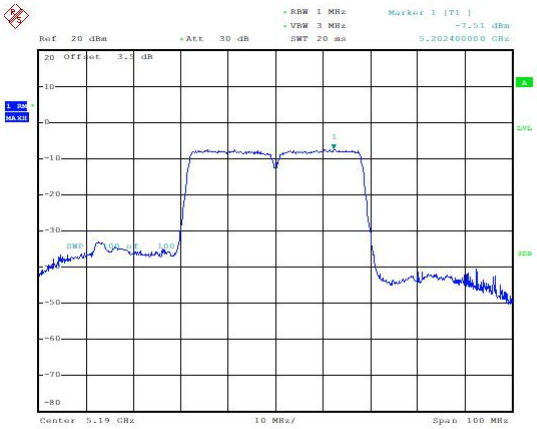	

Power Spectral Density(dBm/MHz) (802.11ac-HT40), 5230MHz)	-6.909	Power Spectral Density(dBm/MHz) (802.11ac-HT80), 5210MHz)	-8.487
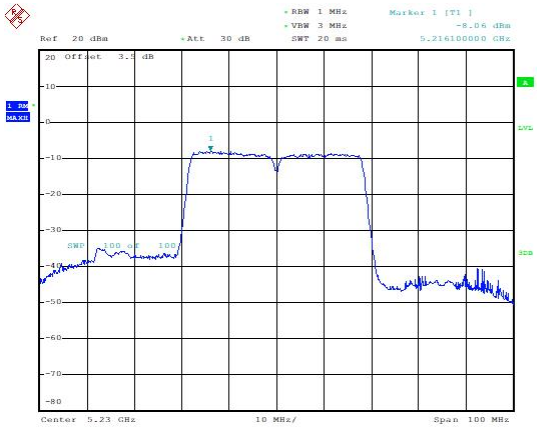 Date: 26.APR.2021 15:11:30		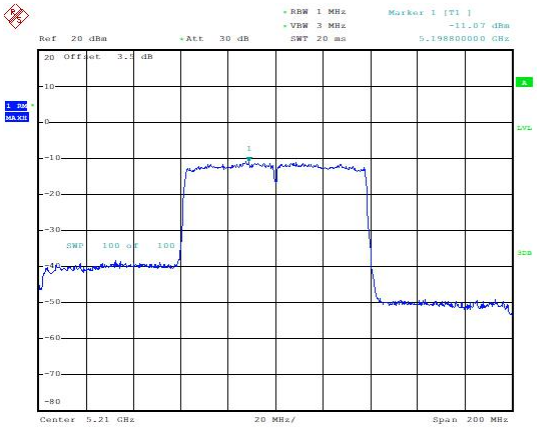 Date: 26.APR.2021 15:13:24	

6.3. Occupied 26dB Bandwidth(conducted)

6.3.1. Measurement Limit:

Standard	Limit (MHz)
FCC 47 CFR Part 15.407(a)	N/A
RSS-247 6.2	N/A

6.3.2. The measurement is made according to KDB 789033

Measurement Result

U-NII-1:

Mode	Channel	Occupied 26dB Bandwidth (MHz)	Conclusion
802.11a	5180 MHz	22.20	P
	5200 MHz	22.12	P
	5240 MHz	22.12	P
802.11n HT20	5180 MHz	22.36	P
	5200 MHz	22.44	P
	5240 MHz	22.28	P
802.11n HT40	5190 MHz	40.54	P
	5230 MHz	40.54	P
802.11ac HT20	5180 MHz	22.68	P
	5200 MHz	22.60	P
	5240MHZ	22.44	P
802.11ac HT40	5190 MHz	40.54	P
	5230 MHz	40.86	P
802.11ac HT80	5210MHZ	81.09	P

Note: Bold font is the maximum Value

Occupied 26dB Bandwidth (MHz) (802.11a, 5180MHz)	22.20	Occupied 26dB Bandwidth (MHz) (802.11a, 5200MHz)	22.12

6.3.1. Test Setup

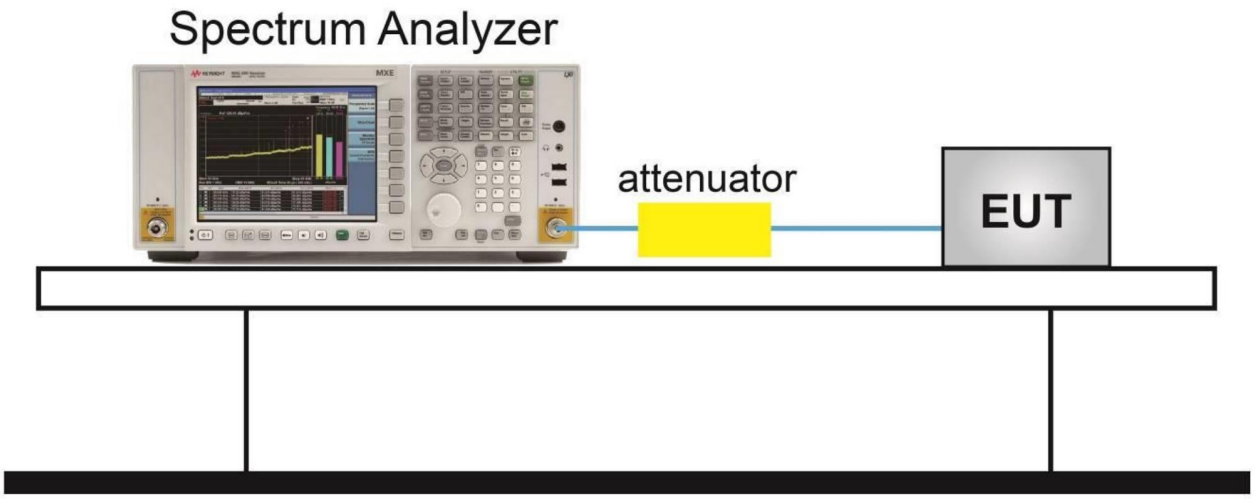

6.4. 99% Occupied Bandwidth(conducted)

6.4.1. Measurement Limit:

Standard	Limit (MHz)
RSS-Gen 6.7	N/A

6.4.2. The measurement is made according to KDB 789033

Mode	Channel	99% Occupied Bandwidth (MHz)	Conclusion
802.11a	5180 MHz	17.628	P
	5200 MHz	17.628	P
	5240 MHz	17.708	P
802.11n HT20	5180 MHz	18.269	P
	5200 MHz	18.510	P
	5240 MHz	18.349	P
802.11n HT40	5190 MHz	36.538	P
	5230 MHz	36.699	P
802.11ac HT20	5180 MHz	18.269	P
	5200 MHz	18.349	P
	5240MHZ	18.349	P
802.11ac HT40	5190 MHz	36.859	P
	5230 MHz	36.699	P
802.11ac HT80	5210MHZ	76.282	P

6.4.3. Test Setup

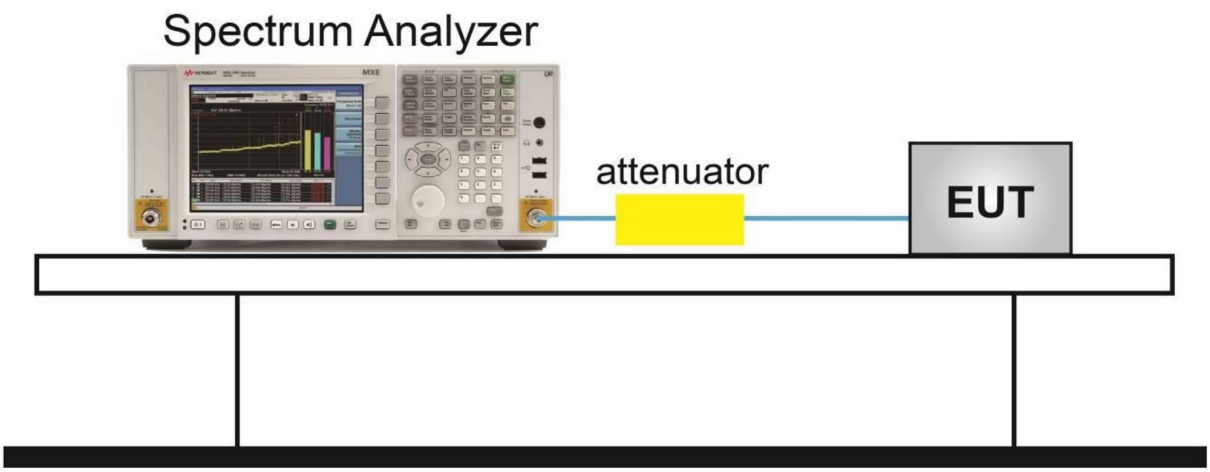

Note: Bold font is the maximum Value

99% Occupied Bandwidth (MHz) (802.11a, 5180MHz)	17.628	99% Occupied Bandwidth (MHz) (802.11a, 5200MHz)	17.628
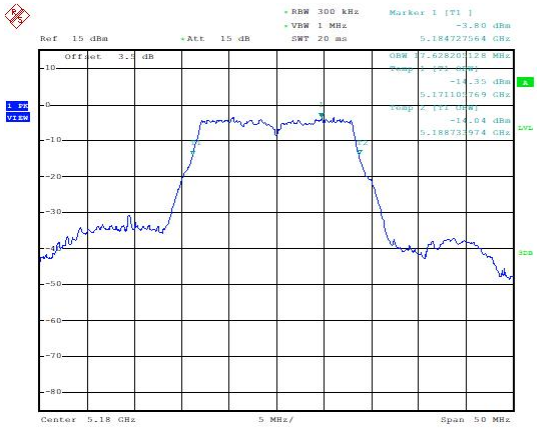		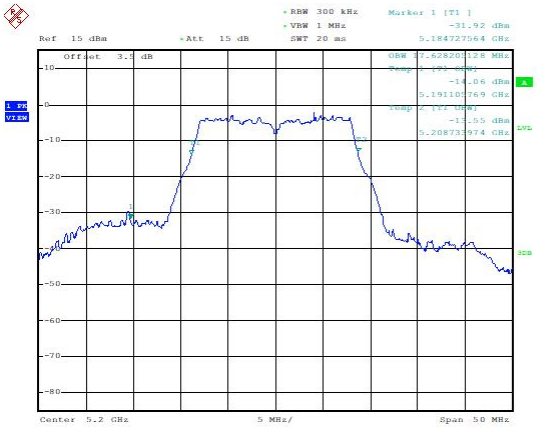	
99% Occupied Bandwidth (MHz) (802.11a, 5240MHz)	17.708	99% Occupied Bandwidth (MHz) (802.11n-HT20), 5180MHz)	18.269
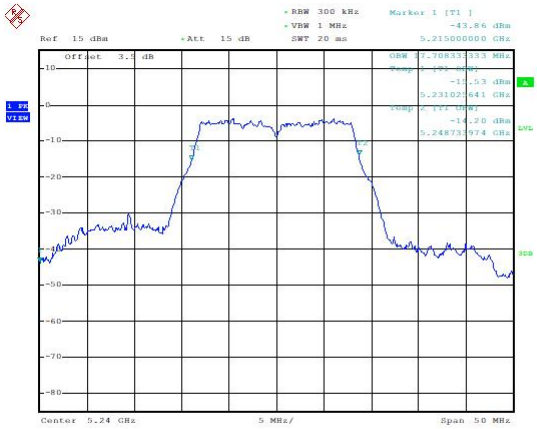		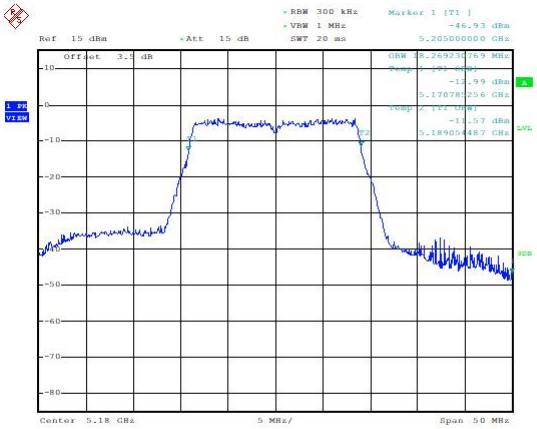	

99% Occupied Bandwidth (MHz) (802.11n-HT20), 5200MHz)	18.510	99% Occupied Bandwidth (MHz) (802.11n-HT20), 5240MHz)	18.349
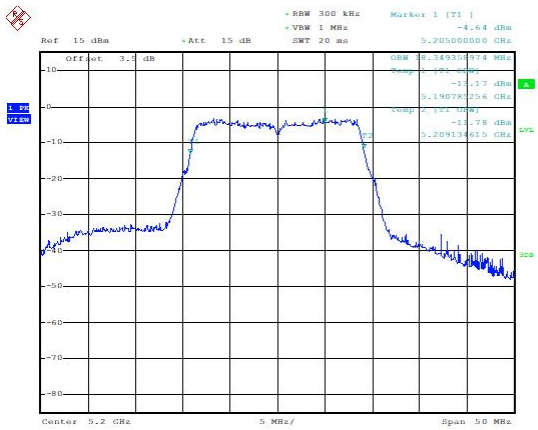		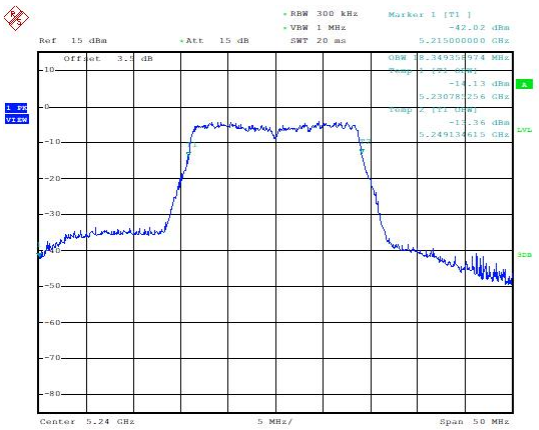	

99% Occupied Bandwidth (MHz) (802.11n-HT40), 5190MHz)	36.538	99% Occupied Bandwidth (MHz) (802.11n-HT40), 5230MHz)	36.699
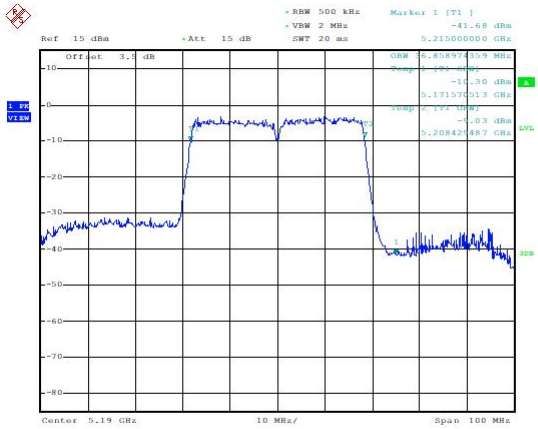		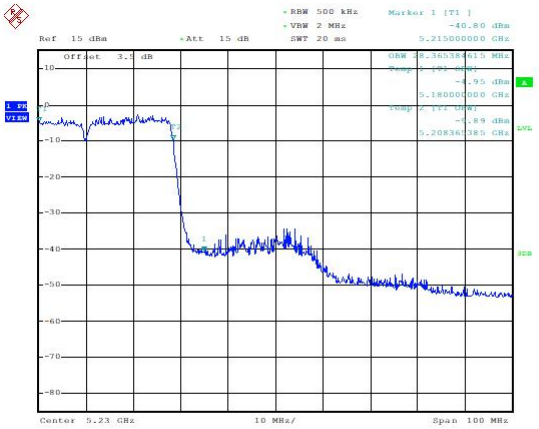	

99% Occupied Bandwidth (MHz) (802.11ac-HT20), 5180MHz)	18.269	99% Occupied Bandwidth (MHz) (802.11ac-HT20), 5200MHz)	18.349
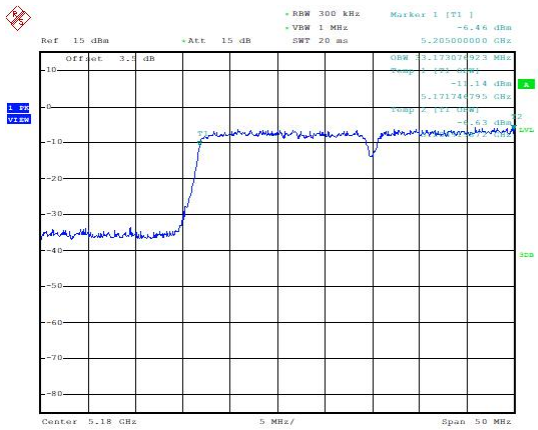		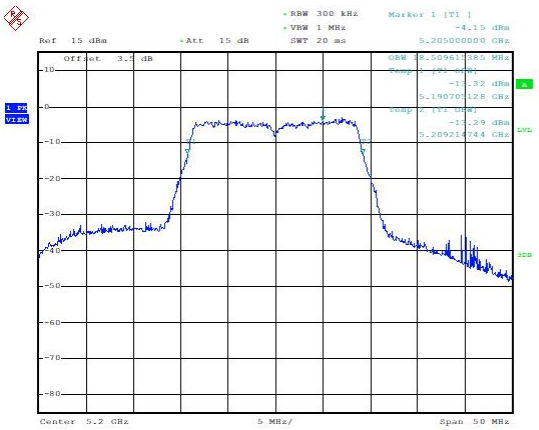	
Date: 26.APR.2021 11:21:09		Date: 26.APR.2021 11:23:09	
99% Occupied Bandwidth (MHz) (802.11ac-HT20), 5240MHz)	18.349	99% Occupied Bandwidth (MHz) (802.11ac-HT40), 5190MHz)	36.859
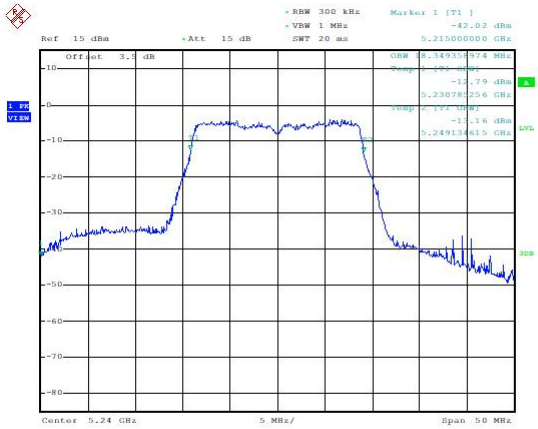		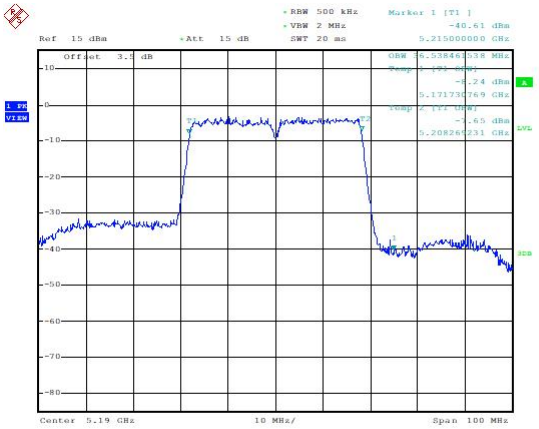	
Date: 26.APR.2021 11:24:37		Date: 26.APR.2021 11:26:11	

99% Occupied Bandwidth (MHz) (802.11ac-HT40), 5230MHz)	36.699	99% Occupied Bandwidth (MHz) (802.11ac-HT80), 5210MHz)	76.282
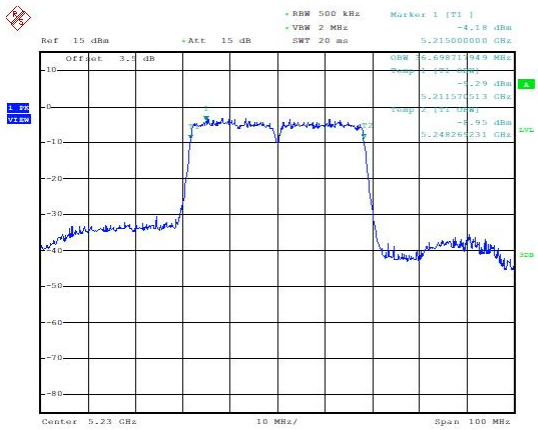		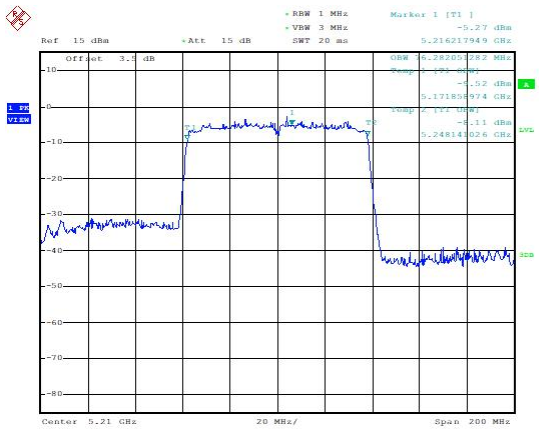	

6.5. Band Edges Compliance

6.5.1. Band Edges - conducted

Measurement Limit:

Standard	Limit (dBm/MHz)
FCC 47 CFR Part 15.407(b)(1)	< -27
RSS-247 6.2.1.2	< -27

Note:The test doesn't add the antenna gain to the test plots.

6.5.1.1 The measurement is made according to KDB 789033

6.5.1.2 Test Setup

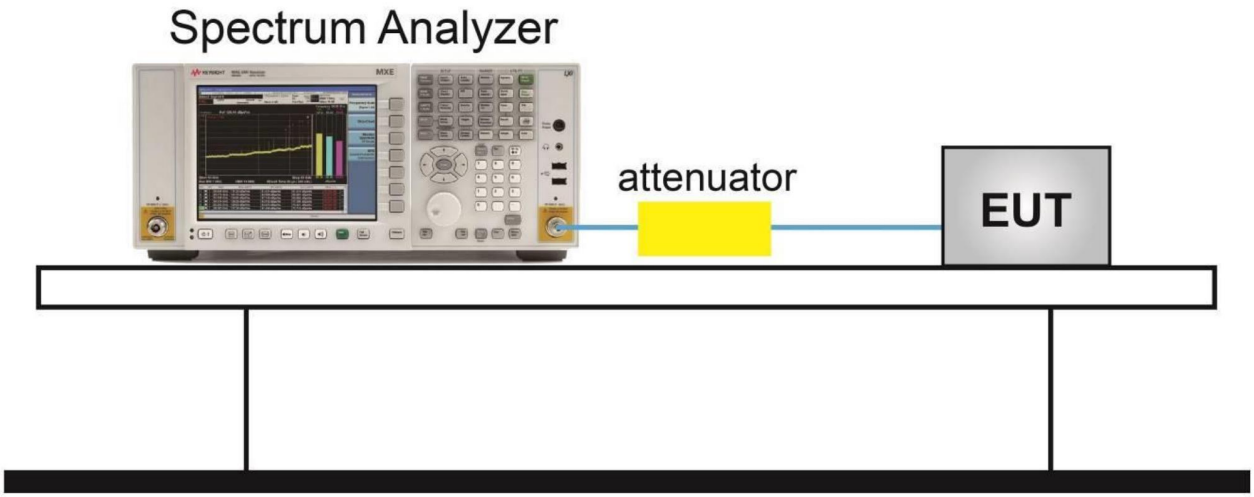

Measurement Result

U-NII-1:

Band Edges (802.11a, 5180MHz)	Band Edges (802.11a, 5240MHz)
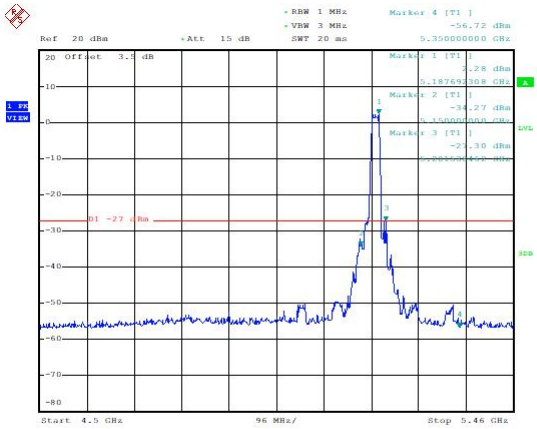 Date: 26.APR.2021 15:28:40	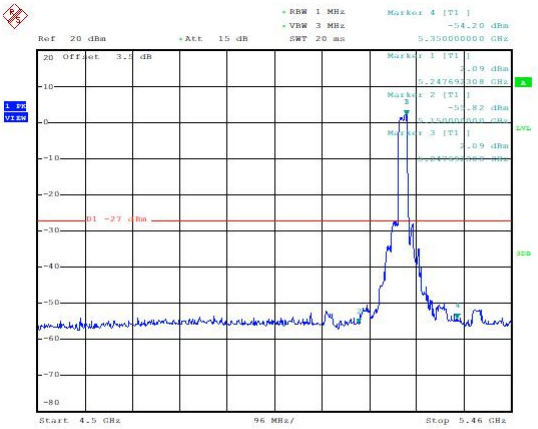 Date: 26.APR.2021 15:33:55
Band Edges(802.11n-HT20), 5180MHz)	**Band Edges (802.11n-HT20), 5240MHz)**
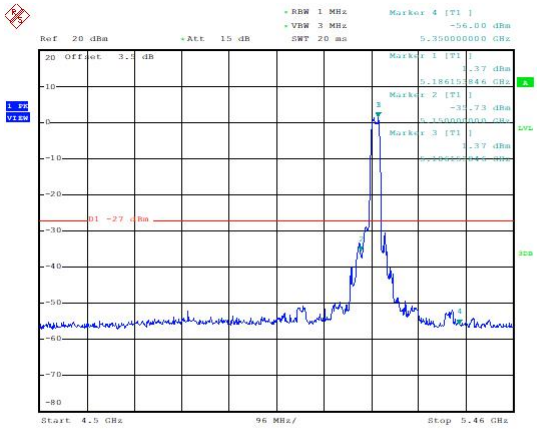 Date: 26.APR.2021 15:36:58	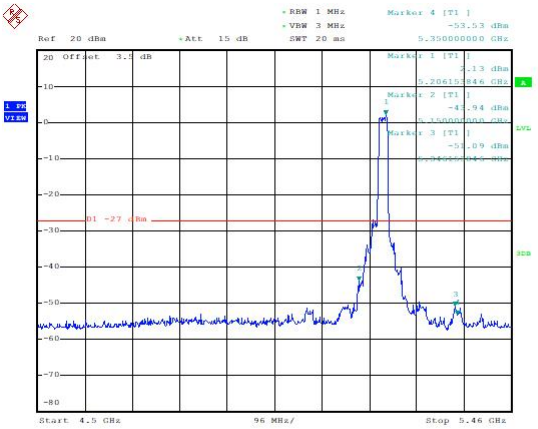 Date: 26.APR.2021 15:50:51

Band Edges(802.11n-HT40), 5190MHz	Band Edges (802.11n-HT40), 5230MHz
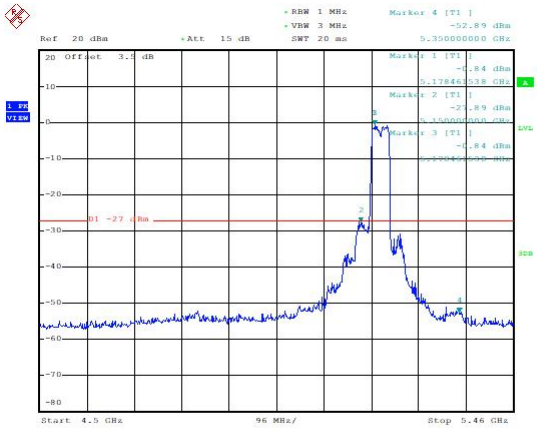 Date: 26.APR.2021 15:54:35	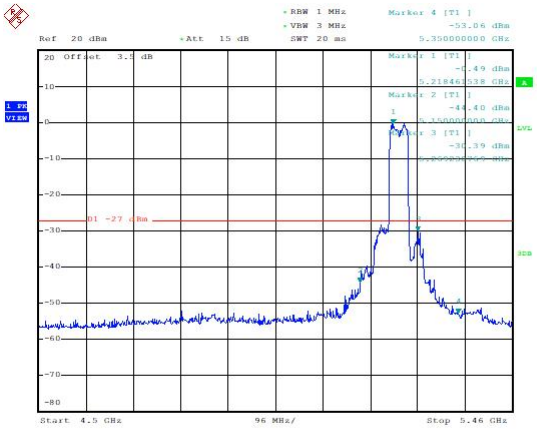 Date: 26.APR.2021 15:57:30
Band Edges (802.11ac-HT20), 5180MHz	**Band Edges (802.11ac-HT20), 5240MHz**
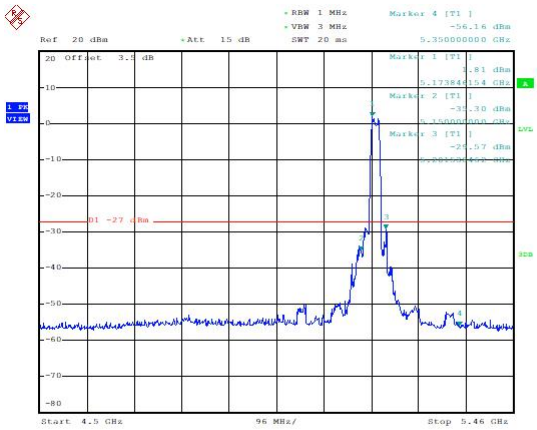 Date: 26.APR.2021 16:01:36	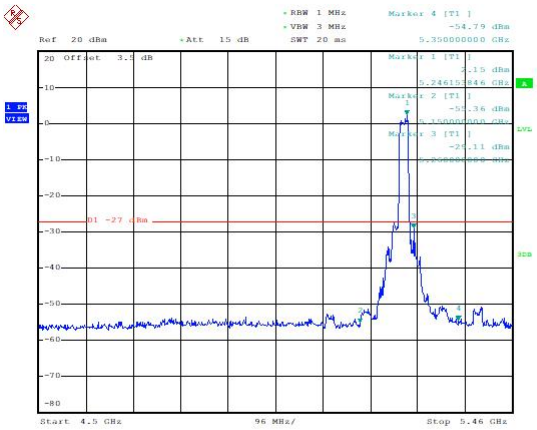 Date: 26.APR.2021 16:07:35

Band Edges (802.11ac-HT40), 5190MHz	Band Edges (802.11ac-HT40), 5230MHz
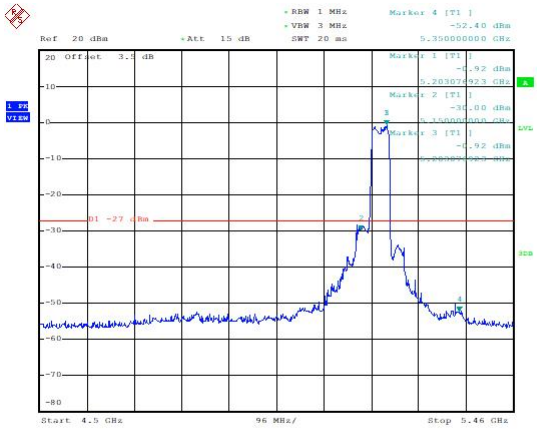	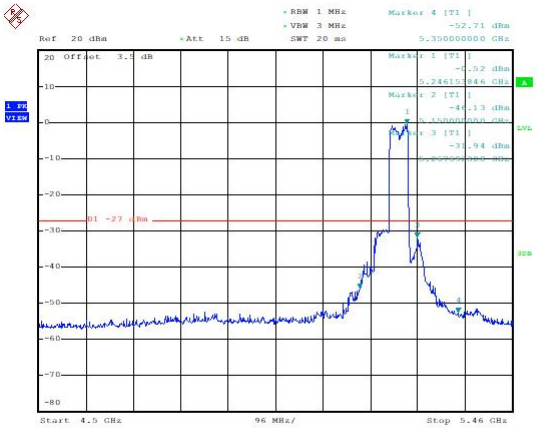
Band Edges (802.11ac-HT80), 5210MHz	/
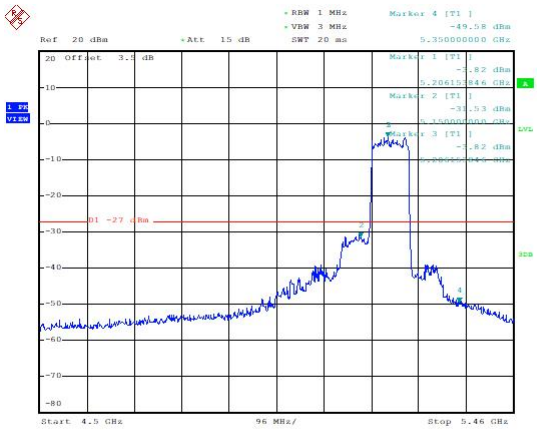	/

6.5.2. Band Edges - Radiated

6.5.2.1 Measurement Limit:

Standard	Limit (dB μ V/m)	
FCC 47 CFR Part 15.209 & 15.407(b)(9),(10)	Peak	74
	Average	54
RSS-Gen 8.9,8.10 RSS-247 6.2.1.2	Peak	74
	Average	54

6.5.2.2 The measurement is made according to KDB 789033.

Measurement Result
U-NII-1:
Main supply-12V

Band Edges (802.11a, 5180MHz)	
Peak detector	AV detector
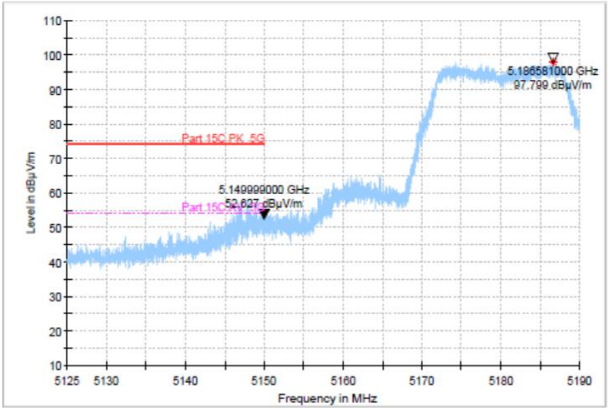	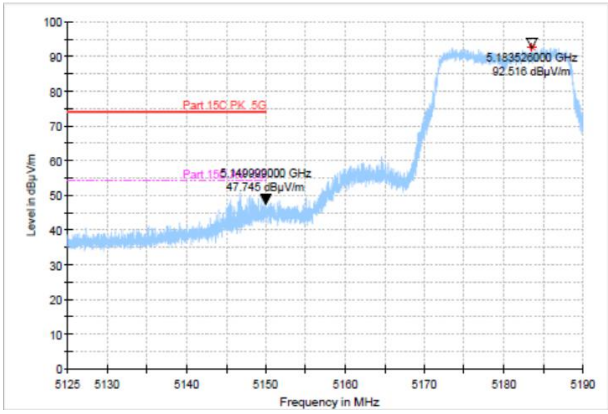

Band Edges (802.11a, 5240MHz)	
Peak detector	AV detector
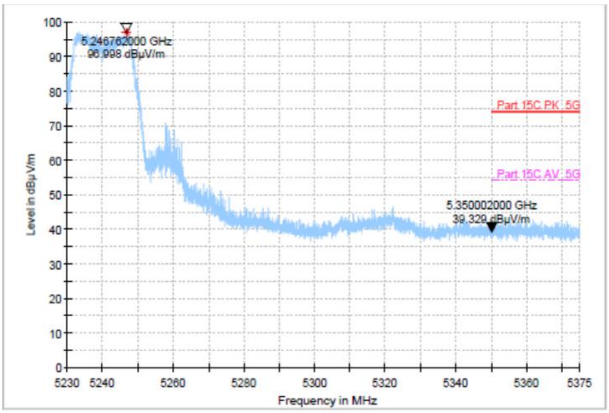	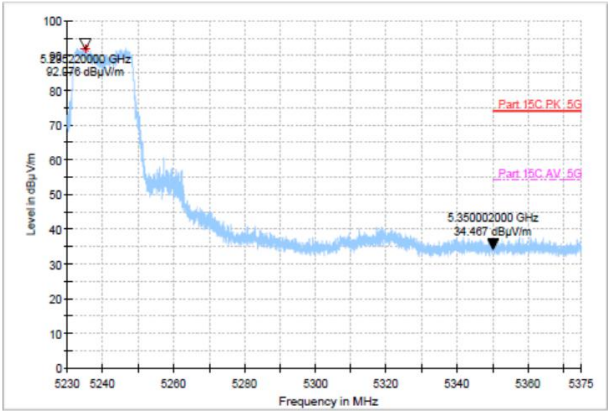

Band Edges (802.11n-HT20, 5180MHz)	
Peak detector	AV detector
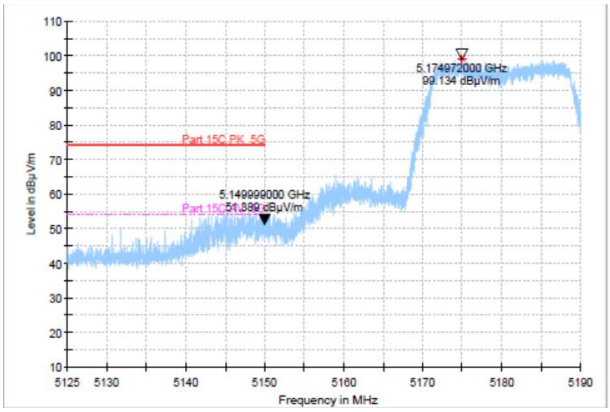	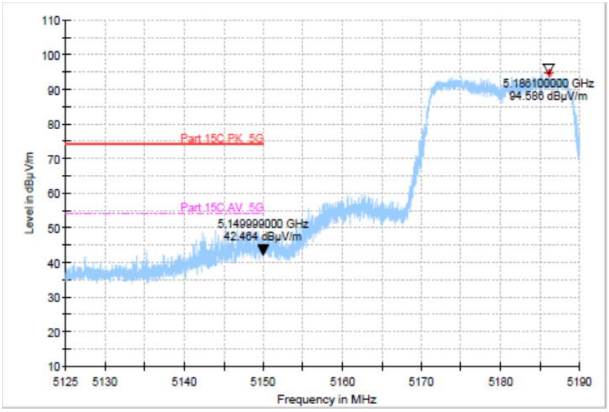

Band Edges (802.11n-HT20, 5240MHz)	
Peak detector	AV detector
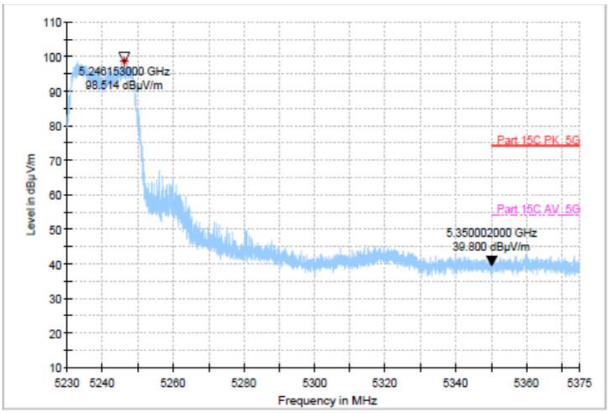	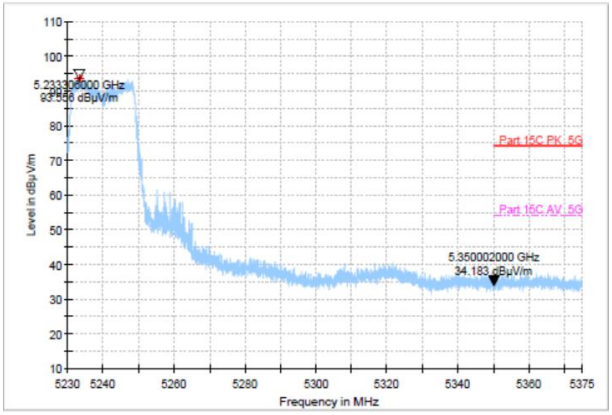

Band Edges (802.11n-HT40, 5190MHz)	
Peak detector	AV detector
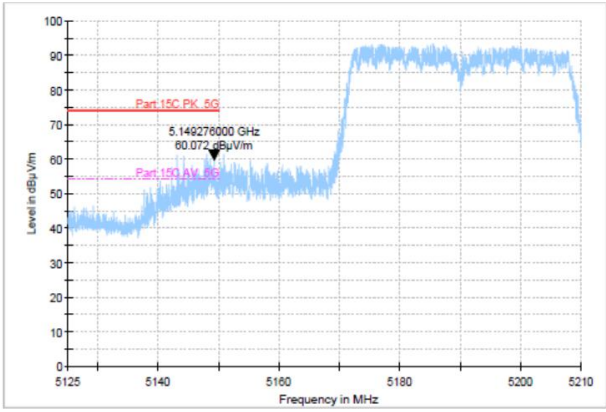	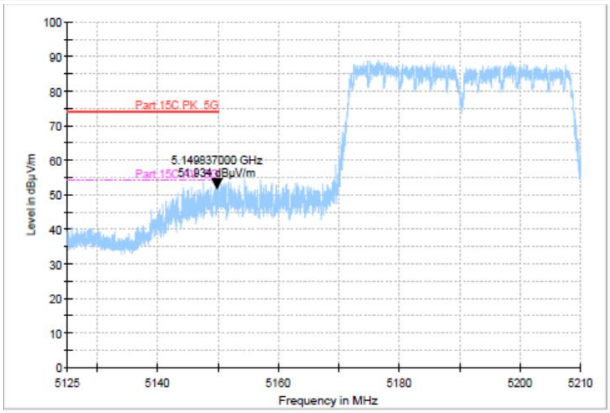

Band Edges (802.11n-HT40, 5230MHz)	
Peak detector	AV detector
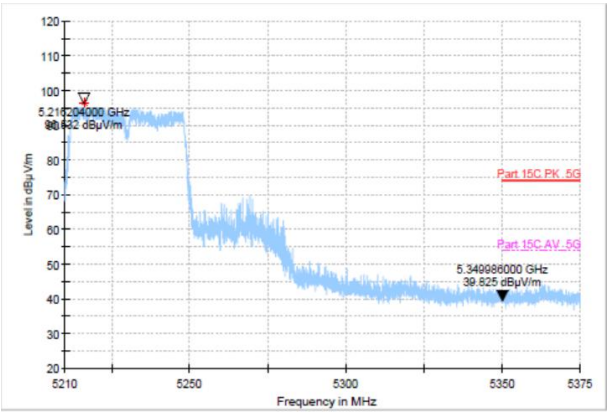	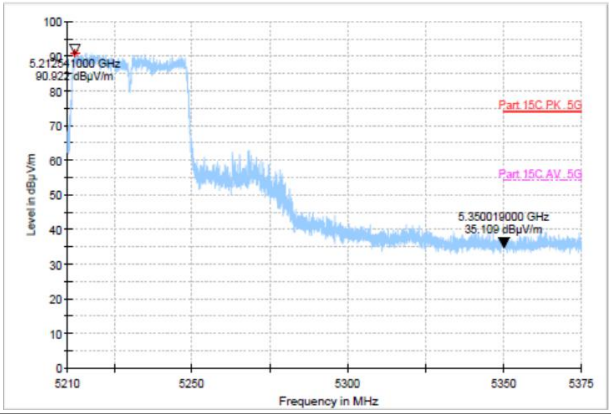

Band Edges (802.11ac-HT20, 5180MHz)	
Peak detector	AV detector
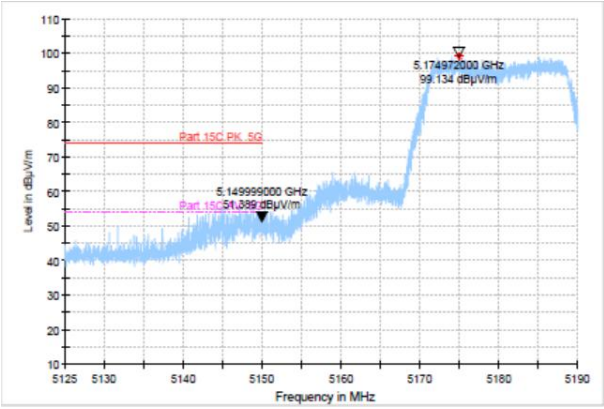	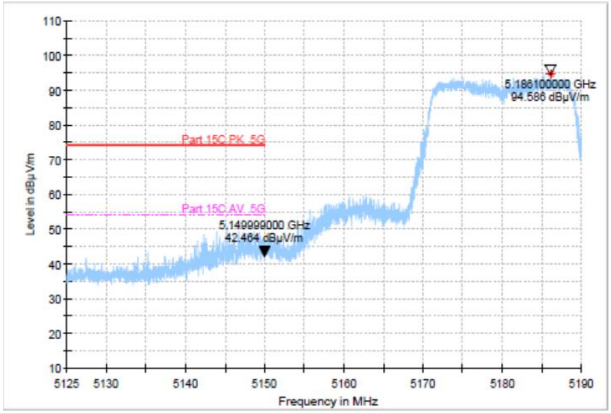

Band Edges (802.11ac-HT20, 5240MHz)	
Peak detector	AV detector
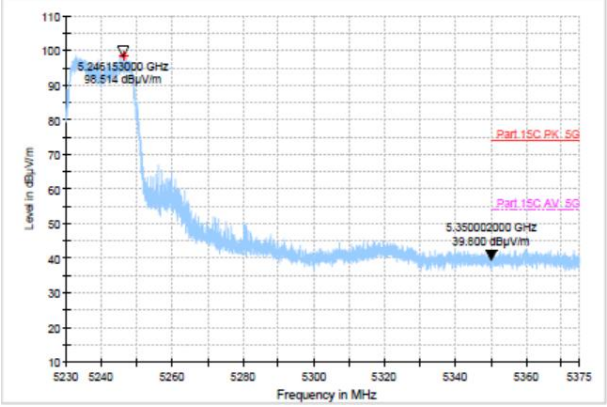	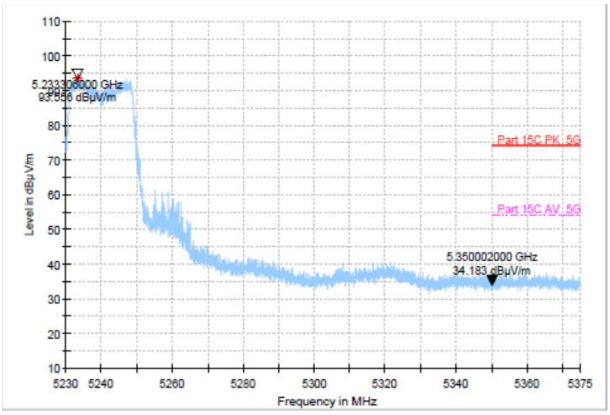

Band Edges (802.11ac-HT40, 5190MHz)	
Peak detector	AV detector
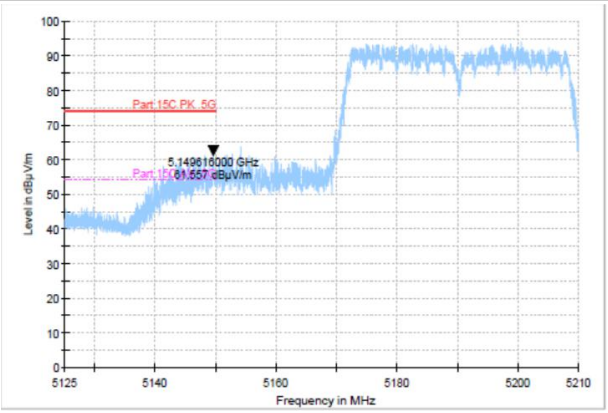	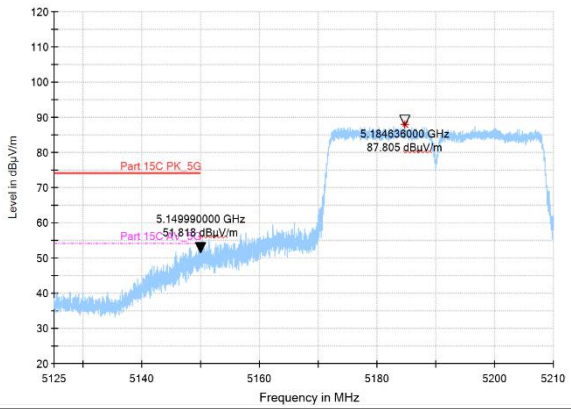

Band Edges (802.11ac-HT40, 5230MHz)	
Peak detector	AV detector
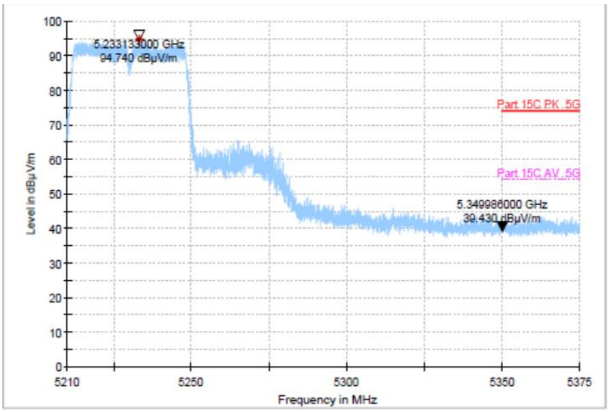	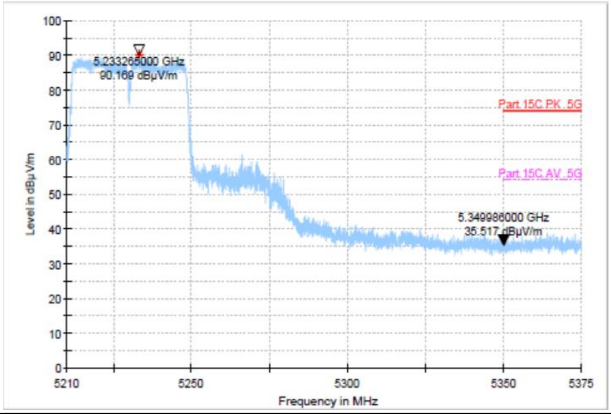

Band Edges (802.11ac-HT80, 5210MHz)	
Peak detector	AV detector
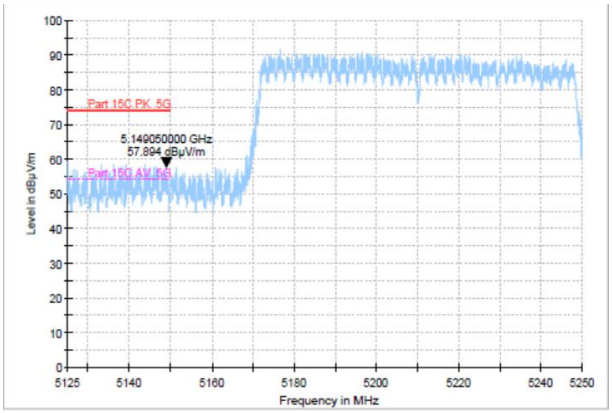	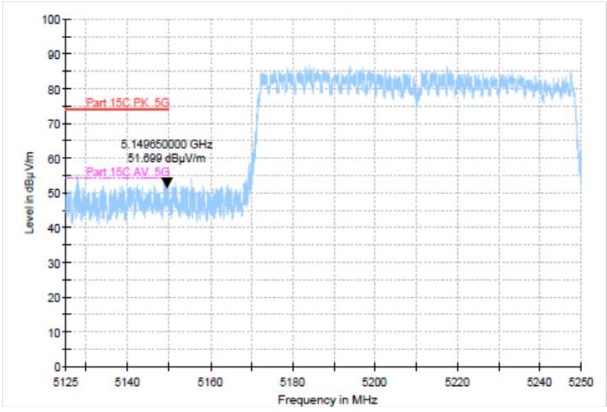

Band Edges (802.11ac-HT40, 5190MHz)	
Peak detector	AV detector
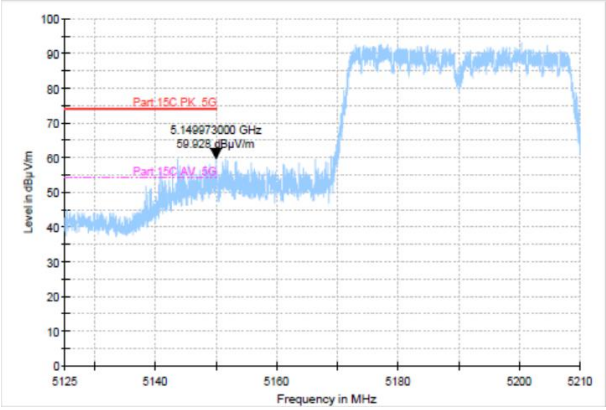	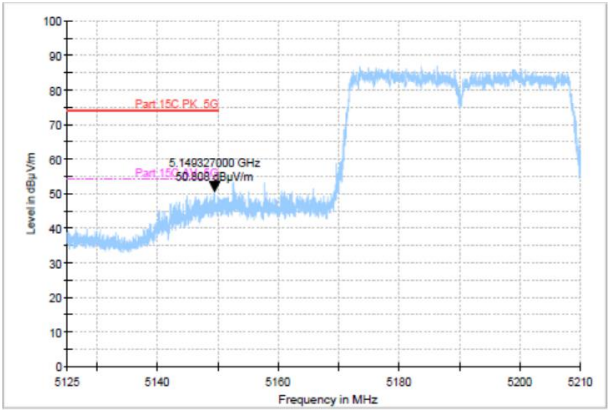

Band Edges (802.11ac-HT40, 5230MHz)	
Peak detector	AV detector
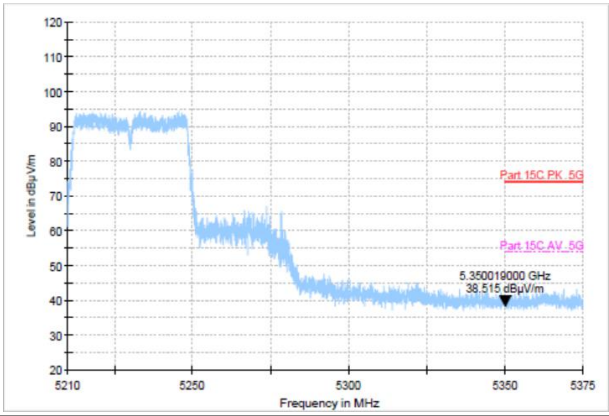	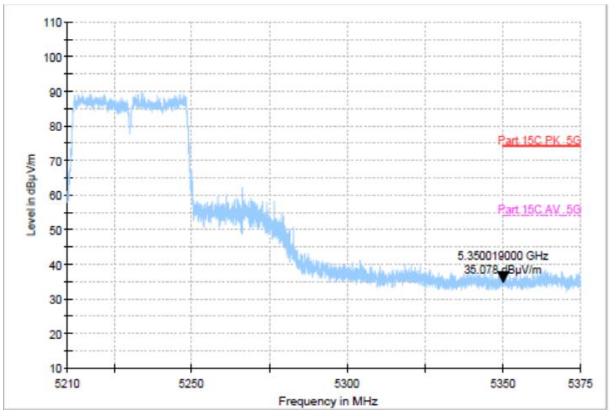

6.6. Transmitter Spurious Emission

6.6.1. Measurement Limit

Standard	Limit (dB μ V/m)	
FCC 47 CFR Part 15.209 & 15.407(b)(9),(10)	Peak	74
	Average	54
RSS-Gen 8.9,8.10 RSS-247 6.2.1.2	Peak	74
	Average	54

6.6.2. The measurement is made according to KDB 789033

Set the spectrum analyzer in the following:
Below 1GHz (detector: Peak and Quasi-Peak)
RBW=100kHz / VBW=300kHz / Sweep=AUTO
Above 1GHz (detector: Peak):
(a) PEAK: RBW=1MHz / VBW=3MHz / Sweep=AUTO
(b) AVERAGE: RBW=1MHz / VBW=3MHz / Sweep= AUTO

Limit in restricted band:

Frequency of emission (MHz)	Field strength(dBμV/m)	Measurement distance(m)
0.009-0.490	129-94	3
0.490-1.705	74-63	3
1.705-30	70	3
30-88	40.0	3
88-216	43.5	3
216-960	46.0	3
Above 960	54.0	3

Note: for frequency range below 960MHz, the limit in 15.209 is defined in 10m test distance. The limit used above is calculated from 10m to 3m

6.6.3. Test Setup

Below 1GHz Test Setup

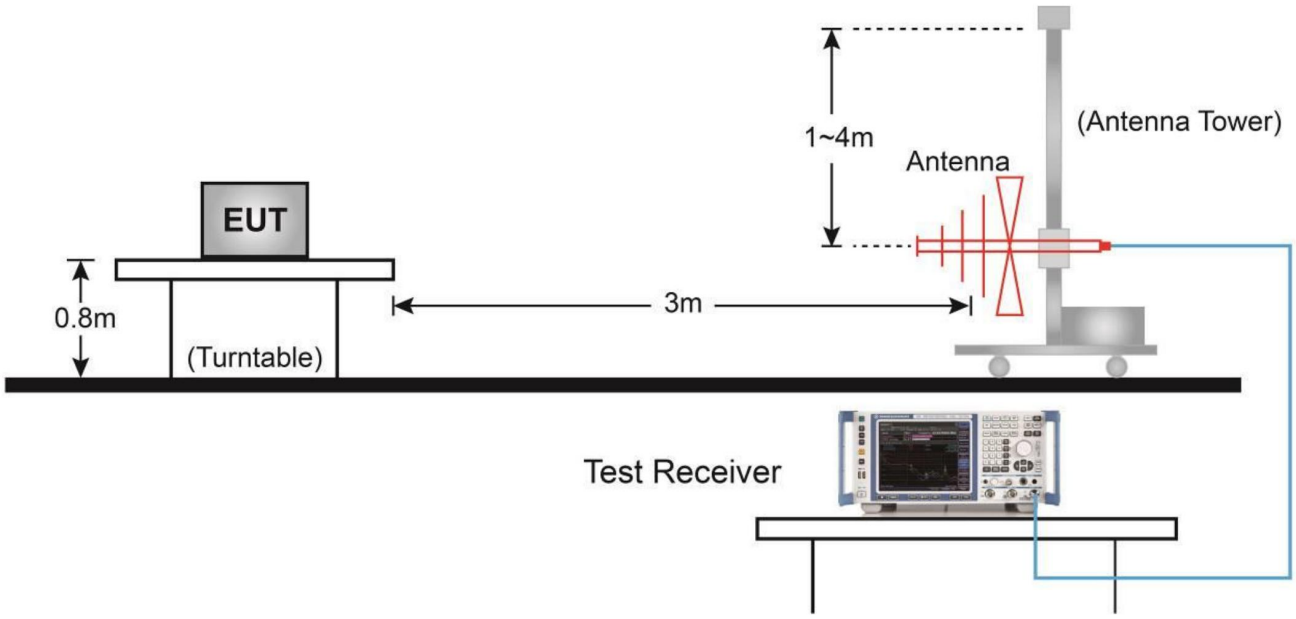

Above 1GHz Test Setup

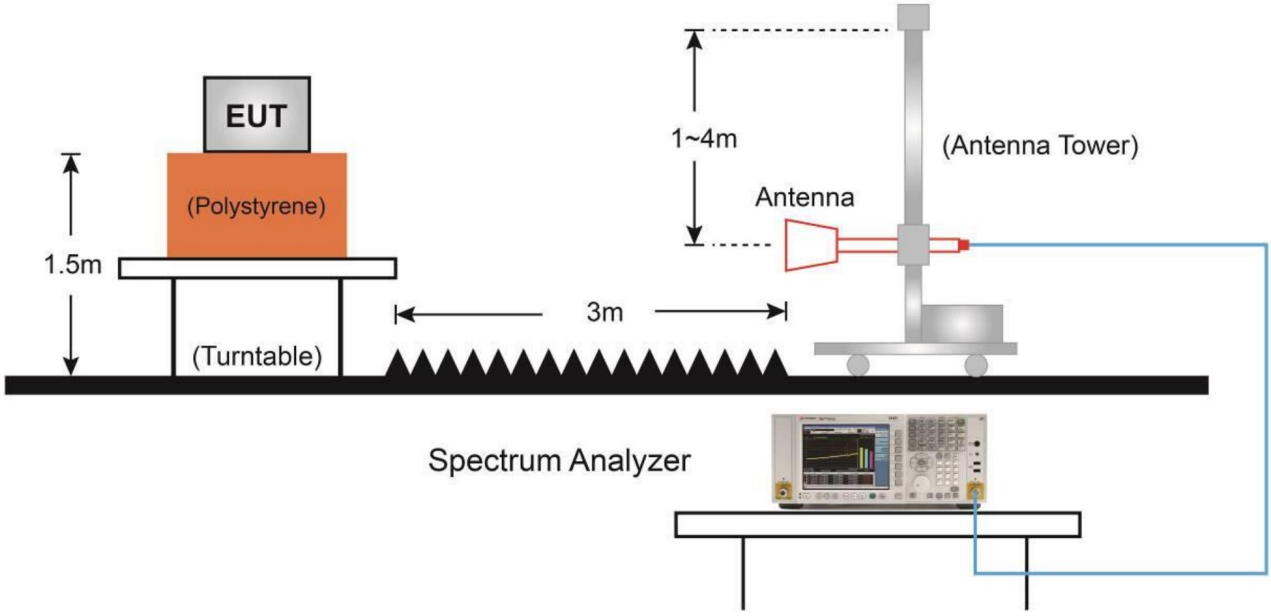

Modulation type and data rate tested (Only worst case result is given below):

U-NII-1:

Mode	**Data rate**	**Channel**
802.11a	6Mbps	36(5180MHz)
802.11n-HT20	MCS0	36(5180MHz)
802.11n-HT40	MCS0	38(5190MHz)
802.11ac-HT20	MCS0	36(5180MHz)
802.11ac-HT40	MCS0	38(5190MHz)
802.11ac-HT80	MCS0	42(5210MHZ)

Measurement Results

U-NII-1

Main supply-12V

Radiated Spurious Emission (802.11a, ch36, 30MHz-1GHz)	Radiated Spurious Emission (802.11a, ch36, 1GHz-8GHz))
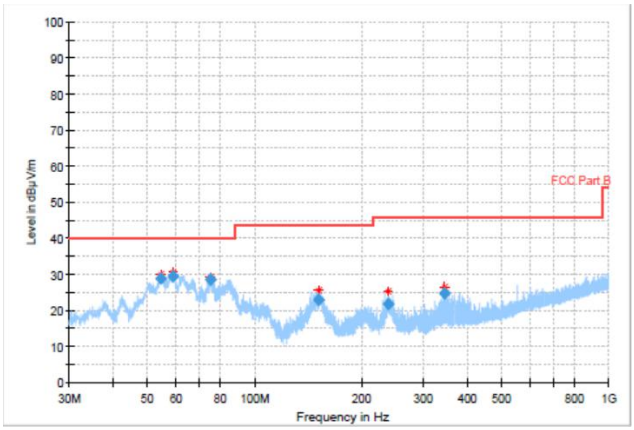	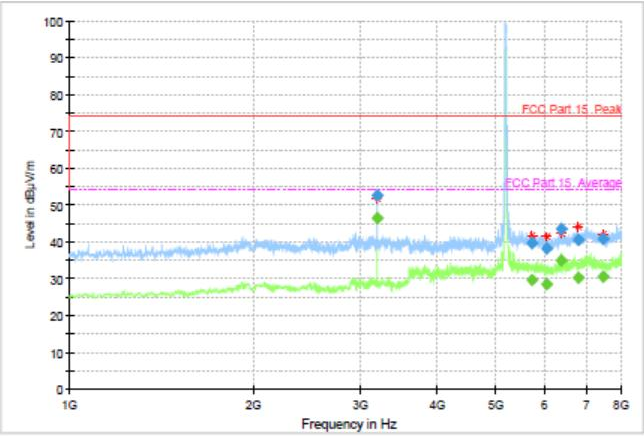
Radiated Spurious Emission (802.11a, ch36, 8GHz-18GHz)	**Radiated Spurious Emission (802.11a, ch36, 18GHz-26.5GHz)**
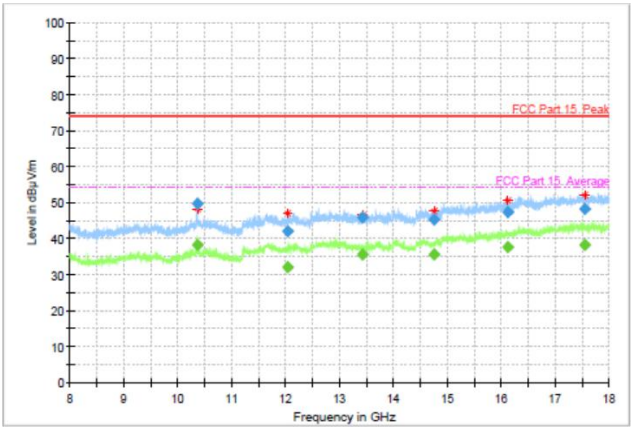	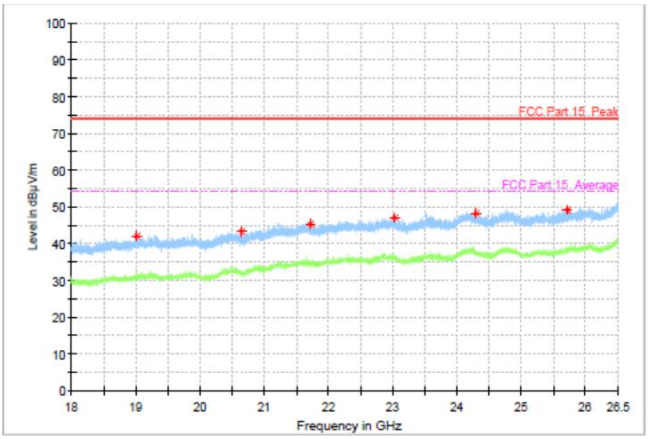
Radiated Spurious Emission (802.11a, ch36, 26.5 GHz-40 GHz)	**/**
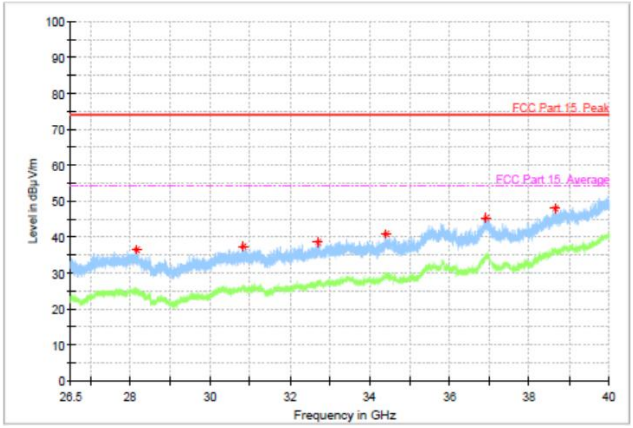	**/**

Radiated Spurious Emission (802.11n-HT20, ch36, 30MHz-1GHz)	Radiated Spurious Emission (802.11n-HT20, ch36, 1GHz-8GHz))
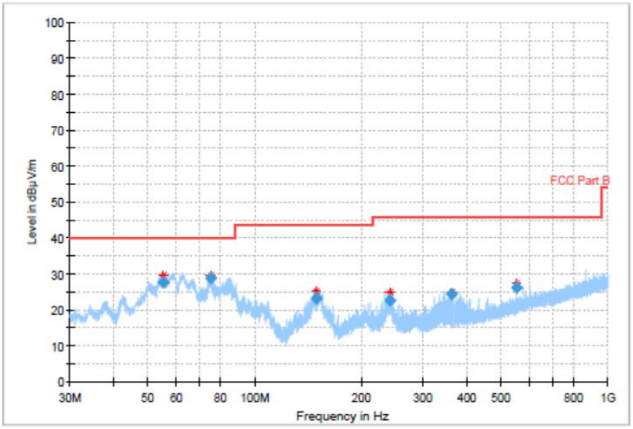	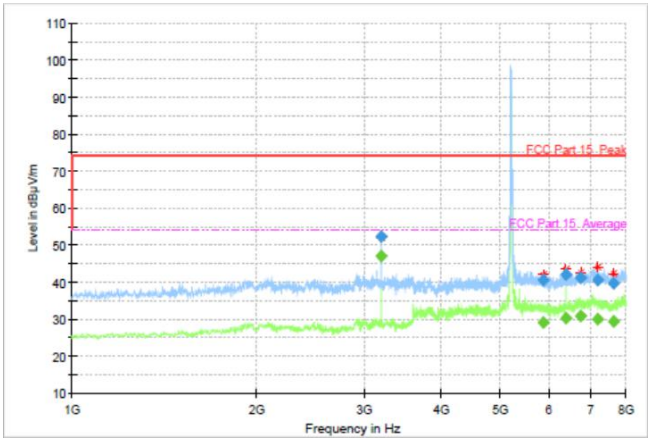
Radiated Spurious Emission (802.11n-HT20, ch36, 8GHz-18GHz)	Radiated Spurious Emission (802.11n-HT20, ch36, 18GHz-26.5GHz)
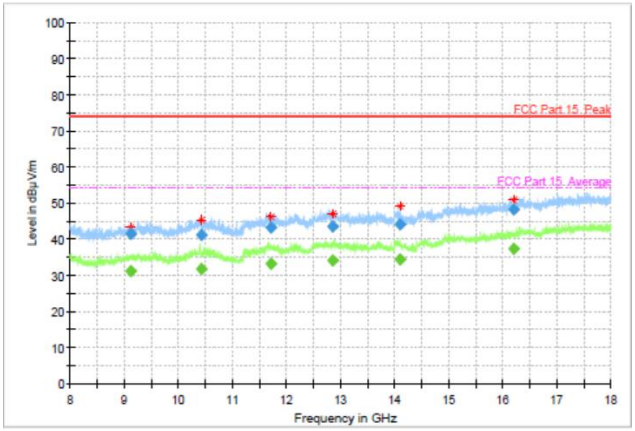	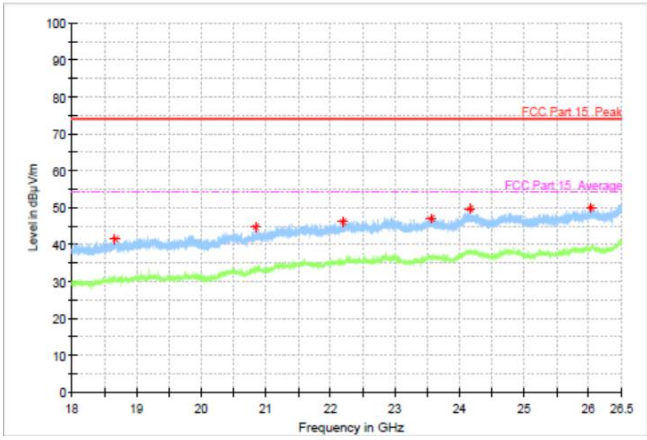
Radiated Spurious Emission (802.11n-HT20, ch36, 26.5 GHz-40 GHz)	/
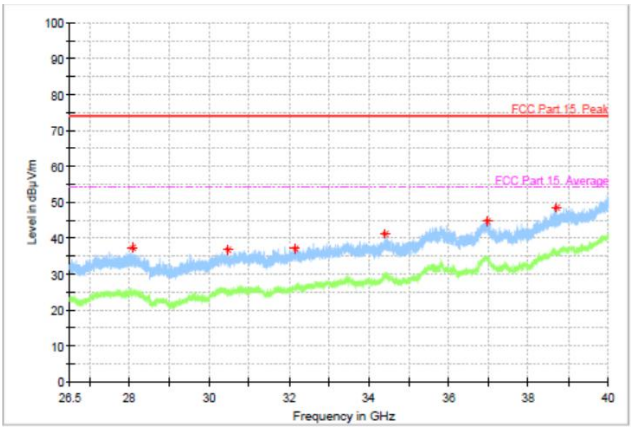	/

Radiated Spurious Emission (802.11n-HT40, ch38, 30MHz-1GHz)	Radiated Spurious Emission (802.11n-HT40, ch38, 1GHz-8GHz))
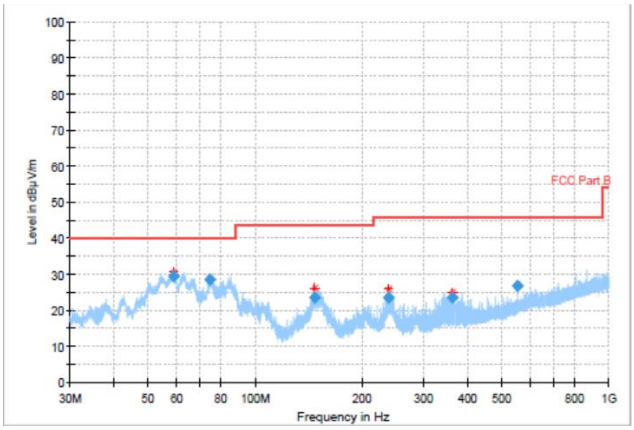	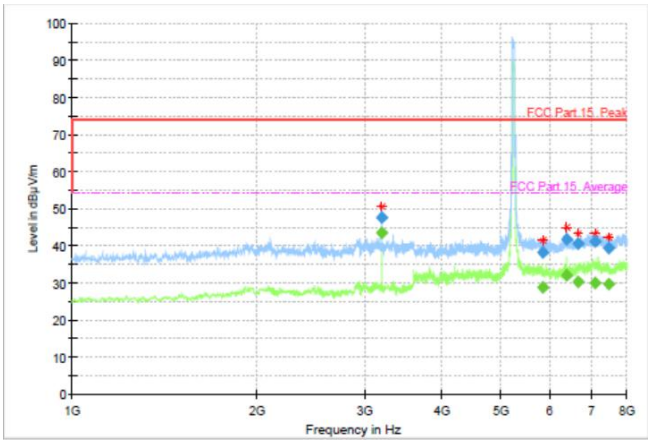
Radiated Spurious Emission (802.11n-HT40, ch38, 8GHz-18GHz)	Radiated Spurious Emission (802.11n-HT40, ch38, 18GHz-26.5GHz)
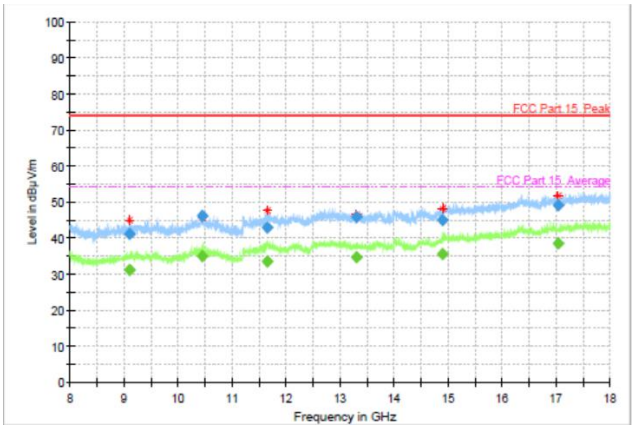	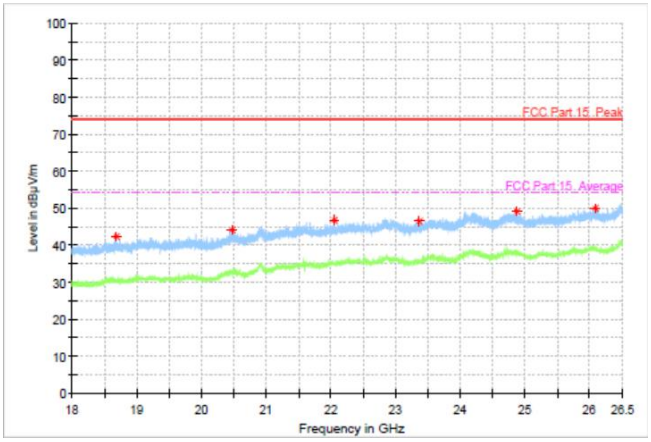
Radiated Spurious Emission (802.11n-HT40, ch38, 26.5 GHz-40 GHz)	/
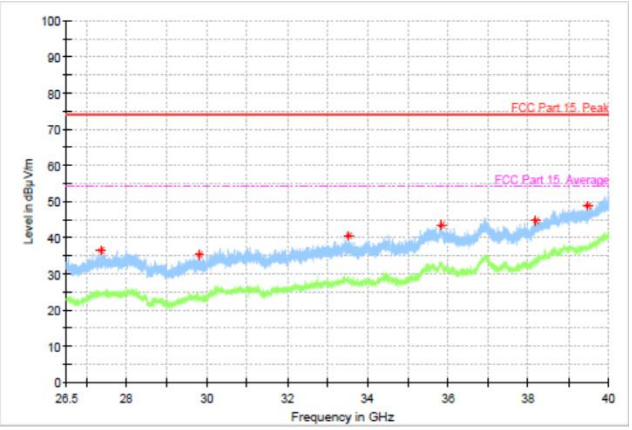	/

Radiated Spurious Emission (802.11ac-HT20, ch36, 30MHz-1GHz)	Radiated Spurious Emission (802.11ac-HT20, ch36, 1GHz-8GHz))
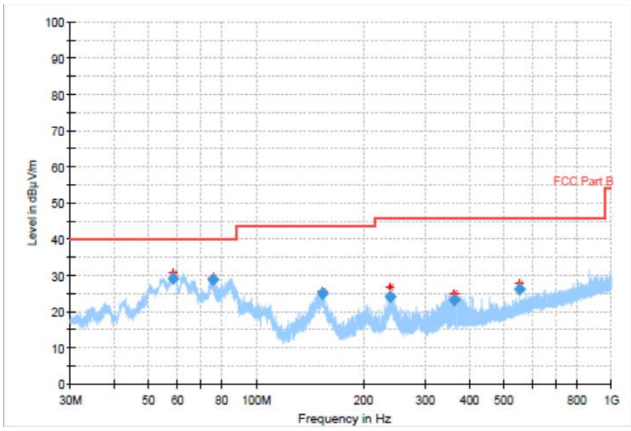	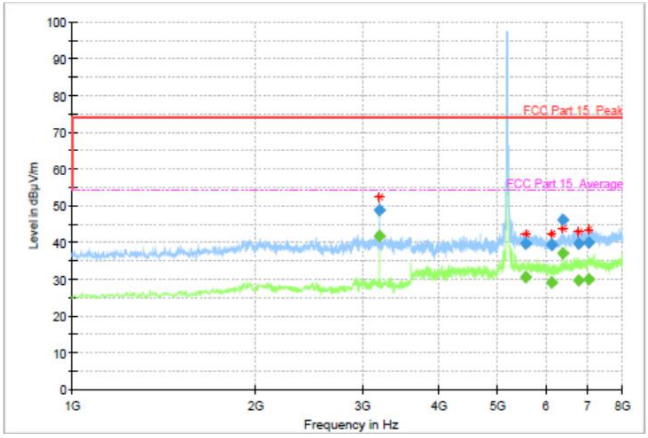
Radiated Spurious Emission (802.11ac-HT20, ch36, 8GHz-18GHz)	Radiated Spurious Emission (802.11ac-HT20, ch36, 18GHz-26.5GHz)
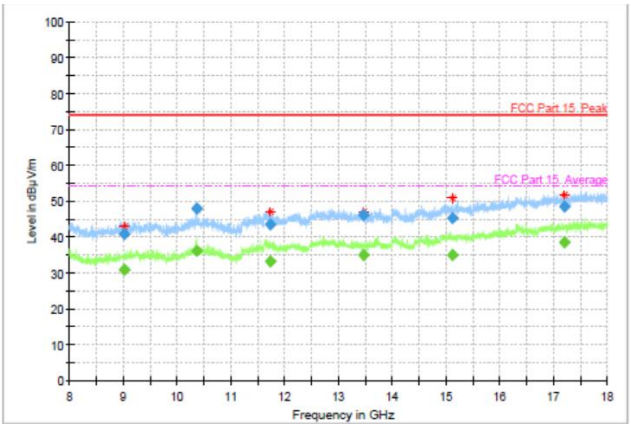	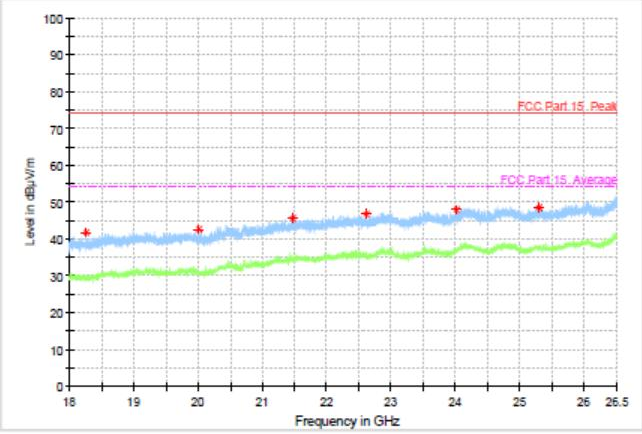
Radiated Spurious Emission (802.11ac-HT20, ch36, 26.5 GHz-40 GHz)	/
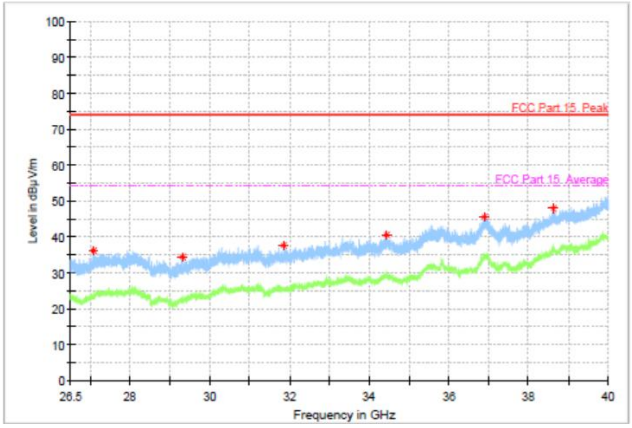	/
Radiated Spurious Emission	Radiated Spurious Emission

(802.11ac-HT40, ch38, 30MHz-1GHz)	(802.11ac-HT40, ch38, 1GHz-8GHz))
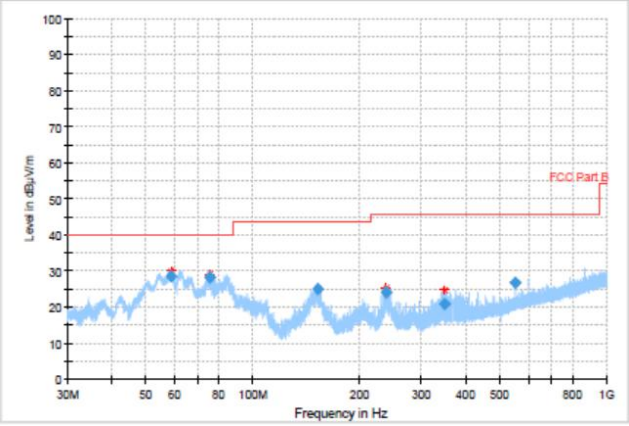	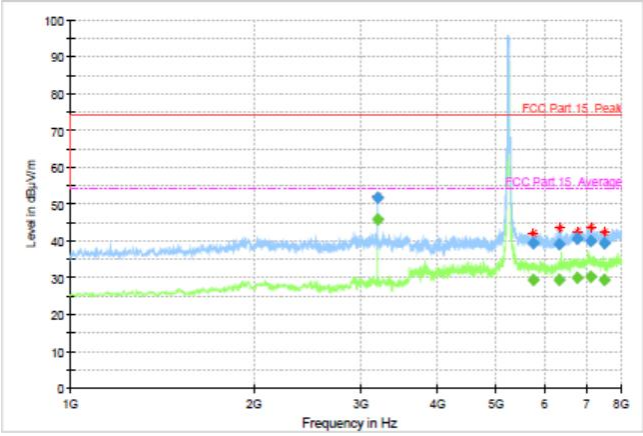
Radiated Spurious Emission (802.11ac-HT40, ch38, 8GHz-18GHz)	Radiated Spurious Emission (802.11ac-HT40, ch38, 18GHz-26.5GHz)
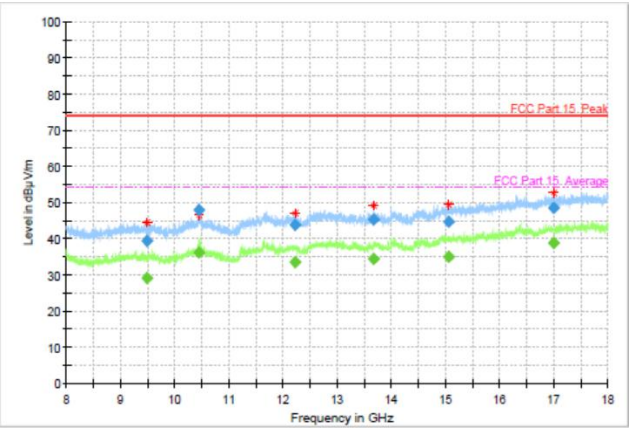	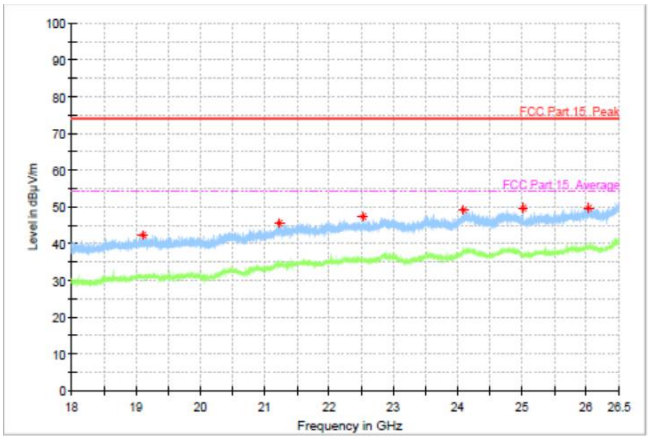
Radiated Spurious Emission (802.11ac-HT40, ch38, 26.5 GHz-40 GHz)	/
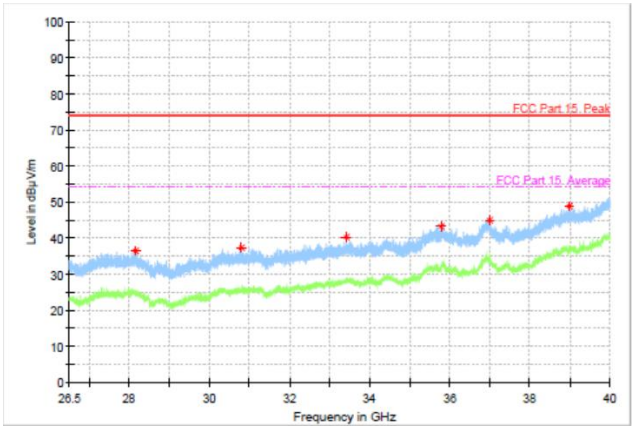	/

Radiated Spurious Emission (802.11ac-HT80, ch42, 30MHz-1GHz)	Radiated Spurious Emission (802.11ac-HT80, ch42, 1GHz-8GHz))
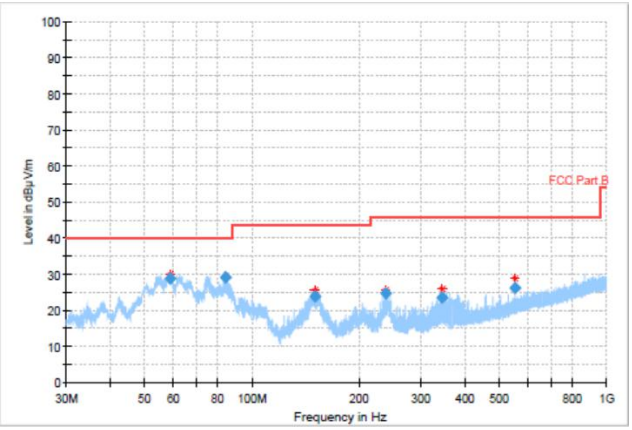	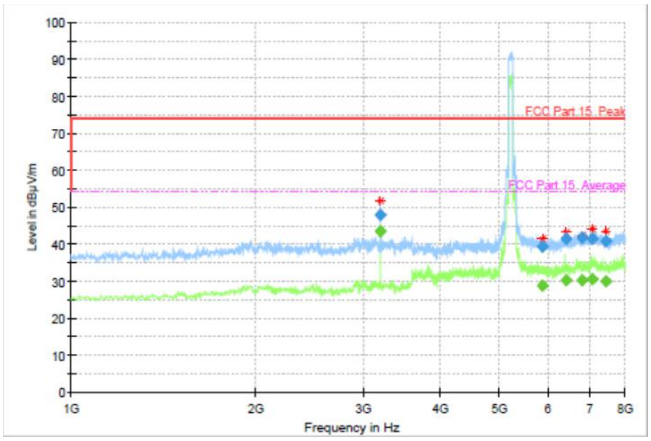
Radiated Spurious Emission (802.11ac-HT80, ch42, 8GHz-18GHz)	Radiated Spurious Emission (802.11ac-HT80, ch42, 18GHz-26.5GHz)
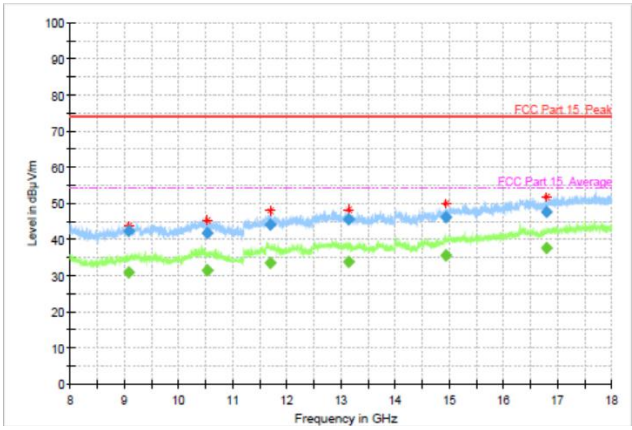	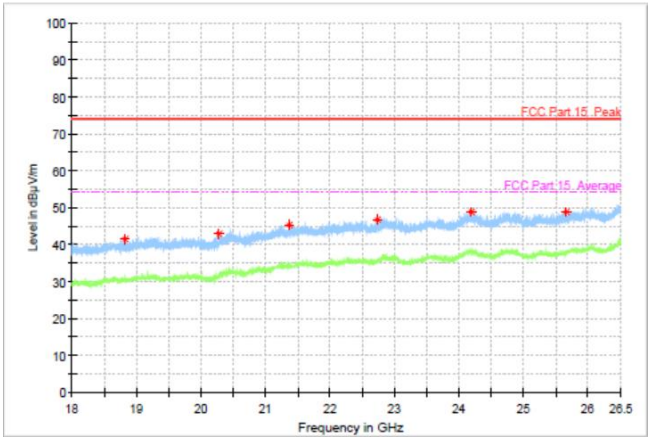
Radiated Spurious Emission (802.11ac-HT80, ch42, 26.5 GHz-40 GHz)	/
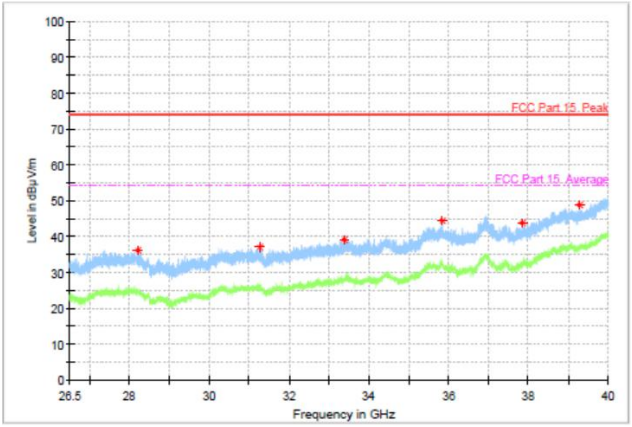	/

Mainly Supply-24V

Radiated Spurious Emission (802.11ac-HT40, ch38, 30MHz-1GHz)	Radiated Spurious Emission (802.11ac-HT40, ch38, 1GHz-8GHz))
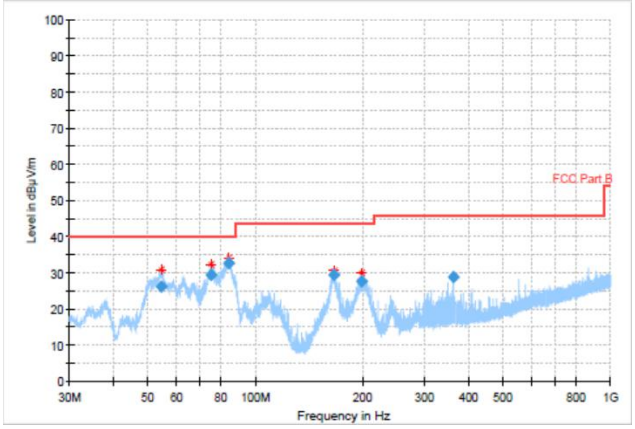	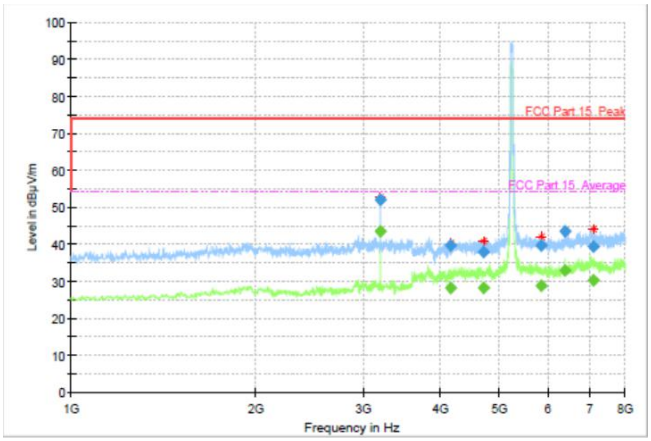
Radiated Spurious Emission (802.11ac-HT40, ch38, 8GHz-18GHz)	**Radiated Spurious Emission (802.11ac-HT40, ch38, 18GHz-26.5GHz)**
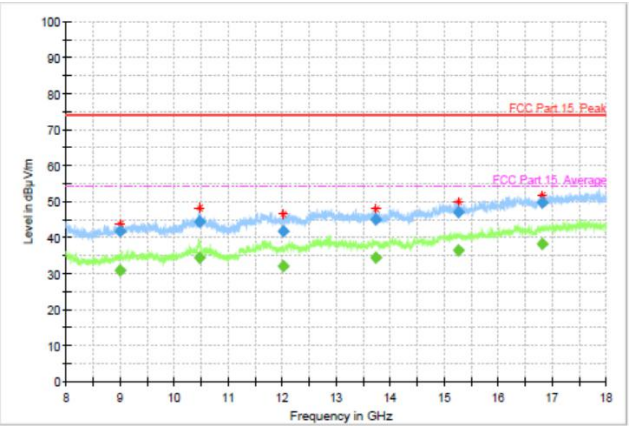	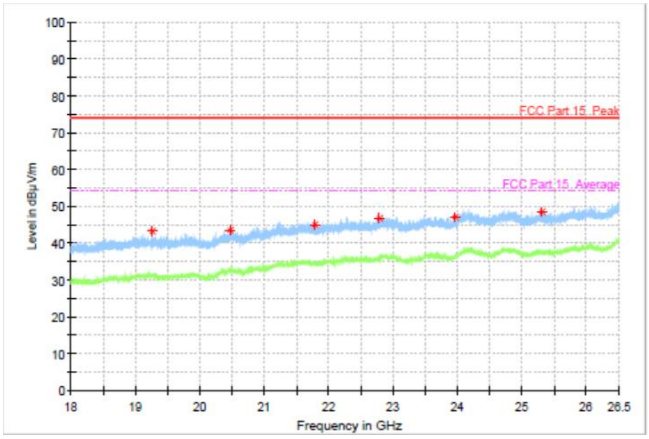
Radiated Spurious Emission (802.11ac-HT40, ch38, 26.5 GHz-40 GHz)	**/**
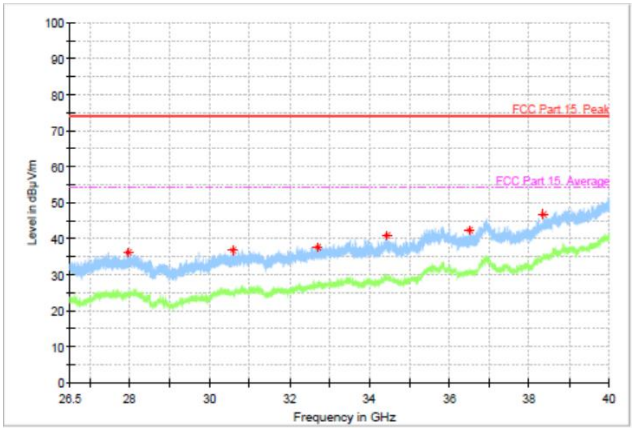	**/**

Main supply-12V

802.11a

Channel 36(30MHz ~1GHz)

Frequency(MHz)	Result(dBuV/m)	ARpl (dB)	PMea(dBuV/m)	Polarity
54.47	28.73	-15.8	44.53	V
58.83	29.33	-16.3	45.63	V
75.31	28.67	-19.7	48.37	V
152.15	22.92	-19.2	42.12	H
238.45	21.63	-14.2	35.83	H
342.99	24.85	-11.2	36.05	V

Channel 36(1GHz ~ 8GHz)(peak)

Frequency(MHz)	Result(dBuV/m)	ARpl (dB)	PMea(dBuV/m)	Polarity
3192	52.66	1.7	50.96	V
5710.2	39.78	3.2	36.58	H
6029.6	38.21	2.8	35.41	H
6384.2	43.61	3.5	40.11	H
6792.4	40.57	4.1	36.47	H
7484	40.76	4.1	36.66	V

Channel 36(1GHz ~ 8GHz)(average)

Frequency(MHz)	Result(dBuV/m)	ARpl (dB)	PMea(dBuV/m)	Polarity
3192	46.56	1.7	44.86	V
5710.2	29.82	3.2	26.62	H
6029.6	28.4	2.8	25.6	H
6384.2	34.9	3.5	31.4	H
6792.4	30.25	4.1	26.15	H
7484	30.47	4.1	26.37	V

Channel 36(8GHz ~ 18GHz)(peak)

Frequency(MHz)	Result(dBuV/m)	ARpl (dB)	PMea(dBuV/m)	Polarity
10358.8	49.82	8.1	41.72	H
12033.4	41.97	10.7	31.27	H
13426	45.8	12.1	33.7	V
14756.4	45.42	14	31.42	H
16126.6	47.43	16.6	30.83	H
17560.8	48.31	18.5	29.81	H

Channel 36(8GHz ~ 18GHz)(average)

Frequency(MHz)	Result(dBuV/m)	ARpl (dB)	PMea(dBuV/m)	Polarity
10358.8	38.38	8.1	30.28	H
12033.4	31.99	10.7	21.29	H
13426	35.71	12.1	23.61	V
14756.4	35.49	14	21.49	H
16126.6	37.74	16.6	21.14	H
17560.8	38.17	18.5	19.67	H

Channel 36(18GHz ~ 26.5GHz)

Frequency(MHz)	Result(dBuV/m)	ARpl (dB)	PMea(dBuV/m)	Polarity
19022.55	42.1	-4.4	46.5	V
20648.60	43.32	-4	47.32	H
21706.85	45.29	-2.6	47.89	V
23032.85	47.13	-1.6	48.73	V
24298.50	48.3	0	48.3	V
25705.25	49.19	0.6	48.59	H

Channel 36(26.5GHz ~ 40GHz)

Frequency(MHz)	Result(dBuV/m)	ARpl (dB)	PMea(dBuV/m)	Polarity
28159.15	36.39	0.9	35.49	V
30825.40	37.43	0.2	37.23	V
32707.30	38.65	3.8	34.85	V
34408.30	40.92	4.6	36.32	V
36904.45	45.25	8.4	36.85	H
38651.35	47.97	10.7	37.27	H

802.11n-HT20

Channel 36(30MHz ~1GHz)

Frequency(MHz)	Result(dBuV/m)	ARpl (dB)	PMea(dBuV/m)	Polarity
55.09	27.52	-15.9	43.42	V
75.34	28.94	-19.7	48.64	V
149.66	23.24	-19.5	42.74	H
241.25	22.58	-14.2	36.78	H
360.00	24.42	-10.8	35.22	H
552.01	26.24	-6	32.24	H

Channel 36(1GHz ~ 8GHz)(peak)

Frequency(MHz)	Result(dBuV/m)	ARpl (dB)	PMea(dBuV/m)	Polarity
3192	52.25	1.7	50.55	V
5872.8	40.52	3.1	37.42	V
6383.8	41.96	3.5	38.46	V
6759.2	41.07	4.2	36.87	H
7191.2	40.7	4.6	36.1	V
7618.2	39.76	4.2	35.56	H

Channel 36(1GHz ~ 8GHz)(average)

Frequency(MHz)	Result(dBuV/m)	ARpl (dB)	PMea(dBuV/m)	Polarity
3192	47.15	1.7	45.45	V
5872.8	29.01	3.1	25.91	V
6383.8	30.4	3.5	26.9	V
6759.2	30.74	4.2	26.54	H
7191.2	30.06	4.6	25.46	V
7618.2	29.27	4.2	25.07	H

Channel 36(8GHz ~ 18GHz)(peak)

Frequency(MHz)	Result(dBuV/m)	ARpl (dB)	PMea(dBuV/m)	Polarity
9122.2	41.33	5.4	35.93	V
10433	41.07	8	33.07	V
11717	43.24	10.4	32.84	H
12867	43.67	12	31.67	H
14095.8	44.13	12.7	31.43	V
16210.2	48.26	17	31.26	H

Channel 36(8GHz ~ 18GHz)(average)

Frequency(MHz)	Result(dBuV/m)	ARpl (dB)	PMea(dBuV/m)	Polarity
9122.2	31.16	5.4	25.76	V
10433	31.69	8	23.69	V
11717	33.3	10.4	22.9	H
12867	34.26	12	22.26	H
14095.8	34.28	12.7	21.58	V
16210.2	37.39	17	20.39	H

Channel 36(18GHz ~ 26.5GHz)

Frequency(MHz)	Result(dBuV/m)	ARpl (dB)	PMea(dBuV/m)	Polarity
18663.00	41.37	-4.9	46.27	V
20846.65	44.57	-2.9	47.47	H
22186.25	46.07	-1.9	47.97	V
23563.25	47.19	-1.4	48.59	H
24147.20	49.73	-0.1	49.83	H
26024.00	49.9	-0.9	50.8	H

Channel 36(26.5GHz ~ 40GHz)

Frequency(MHz)	Result(dBuV/m)	ARpl (dB)	PMea(dBuV/m)	Polarity
28060.60	37.21	0.6	36.61	H
30454.15	36.68	1.3	35.38	H
32151.10	37.17	2.4	34.77	V
34408.30	41.25	4.6	36.65	H
36967.90	44.6	8.3	36.3	V
38693.20	48.55	10.9	37.65	H

802.11n-HT40

Channel 38(30MHz ~1GHz)

Frequency(MHz)	Result(dBuV/m)	ARpl (dB)	PMea(dBuV/m)	Polarity
58.79	29.55	-16.3	45.85	V
74.69	28.54	-19.6	48.14	V
147.40	23.53	-19.6	43.13	H
237.56	23.55	-14.2	37.75	V
360.38	23.45	-10.8	34.25	H
552.00	26.85	-6	32.85	H

Channel 38(1GHz ~ 8GHz)(peak)

Frequency(MHz)	Result(dBuV/m)	ARpl (dB)	PMea(dBuV/m)	Polarity
3192	47.64	1.7	45.94	V
5843.4	38.15	3	35.15	H
6384.2	41.79	3.5	38.29	V
6662	40.65	4.3	36.35	V
7090.4	41.26	4.9	36.36	H
7464.4	39.31	4.2	35.11	V

Channel 38(1GHz ~ 8GHz)(average)

Frequency(MHz)	Result(dBuV/m)	ARpl (dB)	PMea(dBuV/m)	Polarity
3192	43.5	1.7	41.8	V
5843.4	28.78	3	25.78	H
6384.2	32.16	3.5	28.66	V
6662	30.3	4.3	26	V
7090.4	29.91	4.9	25.01	H
7464.4	29.64	4.2	25.44	V

Channel 38(8GHz ~ 18GHz)(peak)

Frequency(MHz)	Result(dBuV/m)	ARpl (dB)	PMea(dBuV/m)	Polarity
9112	41.17	5.4	35.77	H
10459	46.23	7.9	38.33	H
11650.2	42.9	10.4	32.5	V
13316	45.84	12	33.84	V
14905.4	44.95	14.6	30.35	H
17049.2	49.15	18.1	31.05	V

Channel 38(8GHz ~ 18GHz)(average)

Frequency(MHz)	Result(dBuV/m)	ARpl (dB)	PMea(dBuV/m)	Polarity
9112	31.07	5.4	25.67	H
10459	35.02	7.9	27.12	H
11650.2	33.39	10.4	22.99	V
13316	34.59	12	22.59	V
14905.4	35.58	14.6	20.98	H
17049.2	38.53	18.1	20.43	V

Channel 38(18GHz ~ 26.5GHz)

Frequency(MHz)	Result(dBuV/m)	ARpl (dB)	PMea(dBuV/m)	Polarity
18676.60	42.46	-5	47.46	V
20472.65	44.19	-2.9	47.09	V
22042.60	46.79	-2	48.79	V
23360.95	46.39	-0.8	47.19	H
24877.35	49.19	-0.1	49.29	V
26081.80	49.86	-0.7	50.56	H

Channel 38(26.5GHz ~ 40GHz)

Frequency(MHz)	Result(dBuV/m)	ARpl (dB)	PMea(dBuV/m)	Polarity
27362.65	36.36	-0.5	36.86	V
29792.65	35.41	0.2	35.21	H
33515.95	40.69	4.6	36.09	H
35832.55	43.54	6.4	37.14	V
38185.60	44.78	9	35.78	V
39487.00	48.85	12.3	36.55	H

802.11ac-HT20

Channel 36(30MHz ~1GHz)

Frequency(MHz)	Result(dBuV/m)	ARpl (dB)	PMea(dBuV/m)	Polarity
58.48	29.17	-16.3	45.47	V
75.64	28.93	-19.8	48.73	V
153.68	24.99	-19.1	44.09	H
237.59	24.02	-14.2	38.22	H
360.04	23.14	-10.8	33.94	H
552.01	26.22	-6	32.22	H

Channel 36(1GHz ~ 8GHz)(peak)

Frequency(MHz)	Result(dBuV/m)	ARpl (dB)	PMea(dBuV/m)	Polarity
3191.8	48.89	1.7	47.19	V
5542.4	39.71	3.2	36.51	H
6132.8	39.32	3.4	35.92	V
6384.4	46.07	3.5	42.57	V
6787	39.6	4.1	35.5	H
7038.8	39.93	5	34.93	H

Channel 36(1GHz ~ 8GHz)(average)

Frequency(MHz)	Result(dBuV/m)	ARpl (dB)	PMea(dBuV/m)	Polarity
3191.8	41.89	1.7	40.19	V
5542.4	30.47	3.2	27.27	H
6132.8	29.24	3.4	25.84	V
6384.4	36.99	3.5	33.49	V
6787	29.85	4.1	25.75	H
7038.8	29.99	5	24.99	H

Channel 36(8GHz ~ 18GHz)(peak)

Frequency(MHz)	Result(dBuV/m)	ARpl (dB)	PMea(dBuV/m)	Polarity
9018.4	40.87	5.3	35.57	H
10358.2	47.92	8.1	39.82	H
11742.4	43.58	10.4	33.18	V
13466	46.18	12	34.18	H
15125.6	45.29	14.4	30.89	H
17206.4	48.55	18.3	30.25	V

Channel 36(8GHz ~ 18GHz)(average)

Frequency(MHz)	Result(dBuV/m)	ARpl (dB)	PMea(dBuV/m)	Polarity
9018.4	30.78	5.3	25.48	H
10358.2	36.27	8.1	28.17	H
11742.4	33.32	10.4	22.92	V
13466	34.96	12	22.96	H
15125.6	35.07	14.4	20.67	H
17206.4	38.58	18.3	20.28	V

Channel 36(18GHz ~ 26.5GHz)

Frequency(MHz)	Result(dBuV/m)	ARpl (dB)	PMea(dBuV/m)	Polarity
18258.40	41.63	-5.8	47.43	V
20021.30	42.53	-4.7	47.23	H
21472.25	45.65	-2.2	47.85	V
22606.15	46.81	-1.9	48.71	H
24002.70	47.99	-0.2	48.19	V
25283.65	48.62	0.2	48.42	H

Channel 36(26.5GHz ~ 40GHz)

Frequency(MHz)	Result(dBuV/m)	ARpl (dB)	PMea(dBuV/m)	Polarity
27065.65	36.15	-0.7	36.85	H
29308.00	34.31	-0.3	34.61	H
31836.55	37.56	2.2	35.36	V
34423.15	40.46	4.6	35.86	H
36893.65	45.66	8.4	37.26	V
38633.80	47.96	10.6	37.36	H

802.11ac-HT40

Channel 38(30MHz ~1GHz)

Frequency(MHz)	Result(dBuV/m)	ARpl (dB)	PMea(dBuV/m)	Polarity
58.82	28.64	-16.3	44.94	V
75.61	28.35	-19.8	48.15	V
152.47	25.07	-19.2	44.27	H
237.59	24.25	-14.2	38.45	H
347.34	20.95	-11.1	32.05	V
552.00	26.66	-6	32.66	H

Channel 38(1GHz ~ 8GHz)(peak)

Frequency(MHz)	Result(dBuV/m)	ARpl (dB)	PMea(dBuV/m)	Polarity
3192	51.74	1.7	50.04	V
5746.4	39.27	3.1	36.17	H
6318.2	39.02	3.6	35.42	H
6764.2	40.6	4.2	36.4	H
7141	39.89	4.8	35.09	H
7511	39.39	4	35.39	H

Channel 38(1GHz ~ 8GHz)(average)

Frequency(MHz)	Result(dBuV/m)	ARpl (dB)	PMea(dBuV/m)	Polarity
3192	45.86	1.7	44.16	V
5746.4	29.51	3.1	26.41	H
6318.2	29.44	3.6	25.84	H
6764.2	30.05	4.2	25.85	H
7141	30.33	4.8	25.53	H
7511	29.29	4	25.29	H

Channel 38(8GHz ~ 18GHz)(peak)

Frequency(MHz)	Result(dBuV/m)	ARpl (dB)	PMea(dBuV/m)	Polarity
9488.2	39.43	6	33.43	H
10453.8	47.98	7.9	40.08	H
12229	43.87	11.4	32.47	V
13676.2	45.2	12	33.2	H
15069.8	44.73	14.5	30.23	H
16991	48.57	18.2	30.37	V

Channel 38(8GHz ~ 18GHz)(average)

Frequency(MHz)	Result(dBuV/m)	ARpl (dB)	PMea(dBuV/m)	Polarity
9488.2	29.2	6	23.2	H
10453.8	36.18	7.9	28.28	H
12229	33.49	11.4	22.09	V
13676.2	34.51	12	22.51	H
15069.8	35.11	14.5	20.61	H
16991	38.69	18.2	20.49	V

Channel 38(18GHz ~ 26.5GHz)

Frequency(MHz)	Result(dBuV/m)	ARpl (dB)	PMea(dBuV/m)	Polarity
19106.70	42.38	-4.4	46.78	V
21226.60	45.6	-2.9	48.5	H
22528.80	47.23	-1.9	49.13	H
24079.20	49.18	-0.1	49.28	V
25004.00	49.79	-0.8	50.59	H
26018.05	49.79	-1	50.79	V

Channel 38(26.5GHz ~ 40GHz)

Frequency(MHz)	Result(dBuV/m)	ARpl (dB)	PMea(dBuV/m)	Polarity
28165.90	36.54	0.9	35.64	V
30805.15	37.48	0	37.48	V
33405.25	40.39	4.7	35.69	V
35783.95	43.29	6.5	36.79	H
36984.10	45.09	8.2	36.89	V
38967.25	48.74	11.9	36.84	V

802.11ac-HT80

Channel 42(30MHz ~1GHz)

Frequency(MHz)	Result(dBuV/m)	ARpl (dB)	PMea(dBuV/m)	Polarity
58.83	28.89	-16.3	45.19	V
84.05	29.07	-19.6	48.67	V
150.19	23.72	-19.5	43.22	H
237.57	24.85	-14.2	39.05	H
342.85	23.53	-11.2	34.73	V
551.99	26.18	-6	32.18	H

Channel 42(1GHz ~ 8GHz)(peak)

Frequency(MHz)	Result(dBuV/m)	ARpl (dB)	PMea(dBuV/m)	Polarity
3192	48.08	1.7	46.38	V
5867.4	39.38	3.1	36.28	V
6417.6	41.35	3.5	37.85	V
6794.8	41.78	4.1	37.68	V
7076.4	41.44	4.9	36.54	H
7449.4	41.01	4.2	36.81	V

Channel 42(1GHz ~ 8GHz)(average)

Frequency(MHz)	Result(dBuV/m)	ARpl (dB)	PMea(dBuV/m)	Polarity
3192	43.44	1.7	41.74	V
5867.4	28.95	3.1	25.85	V
6417.6	30.25	3.5	26.75	V
6794.8	30.24	4.1	26.14	V
7076.4	30.61	4.9	25.71	H
7449.4	30.11	4.2	25.91	V

Channel 42 (8GHz ~ 18GHz)(peak)

Frequency(MHz)	Result(dBuV/m)	ARpl (dB)	PMea(dBuV/m)	Polarity
9084	42.38	5.3	37.08	H
10526.4	41.74	7.9	33.84	V
11698.4	44.06	10.4	33.66	H
13150.2	45.48	11.3	34.18	H
14940	46.04	14.6	31.44	H
16790	47.55	17.8	29.75	H

Channel 42 (8GHz ~ 18GHz)(average)

Frequency(MHz)	Result(dBuV/m)	ARpl (dB)	PMea(dBuV/m)	Polarity
9084	30.98	5.3	25.68	H
10526.4	31.46	7.9	23.56	V
11698.4	33.64	10.4	23.24	H
13150.2	33.78	11.3	22.48	H
14940	35.66	14.6	21.06	H
16790	37.7	17.8	19.9	H

Channel 42 (18GHz ~ 26.5GHz)

Frequency(MHz)	Result(dBuV/m)	ARpl (dB)	PMea(dBuV/m)	Polarity
19275	42.51	-4.8	47.31	H
18819.40	41.61	-4.9	46.51	V
20271.20	42.83	-4.5	47.33	V
21360.90	45.3	-2.4	47.7	V
22731.10	46.66	-1.3	47.96	H
24185.45	48.96	0	48.96	H

Channel 42(26.5GHz ~ 40GHz)

Frequency(MHz)	Result(dBuV/m)	ARpl (dB)	PMea(dBuV/m)	Polarity
28218.55	36.32	0.3	36.02	H
31253.35	37.04	1.2	35.84	V
33390.40	39.04	4.7	34.34	H
35846.05	44.42	6.4	38.02	V
37844.05	43.93	8.5	35.43	V
39272.35	48.77	12.1	36.67	V

Mainly Supply-24V

802.11ac-HT40

Channel 38(30MHz ~1GHz)

Frequency(MHz)	Result(dBuV/m)	ARpl (dB)	PMea(dBuV/m)	Polarity
54.26	26.32	-15.8	42.12	V
74.86	29.51	-19.6	49.11	V
84.32	32.6	-19.6	52.2	V
165.95	29.54	-17.7	47.24	H
199.52	27.59	-15.9	43.49	H
359.98	28.9	-10.8	39.7	H

Channel 38(1GHz ~ 8GHz)(peak)

Frequency(MHz)	Result(dBuV/m)	ARpl (dB)	PMea(dBuV/m)	Polarity
3192.2	52.17	1.7	50.47	V
4152.4	39.62	1.6	38.02	V
4708.6	38.07	2	36.07	H
5838.8	39.62	3	36.62	H
6384.8	43.45	3.5	39.95	V
7089.4	39.43	4.9	34.53	H

Channel 38(1GHz ~ 8GHz)(average)

Frequency(MHz)	Result(dBuV/m)	ARpl (dB)	PMea(dBuV/m)	Polarity
3192.2	43.4	1.7	41.7	V
4152.4	28.29	1.6	26.69	V
4708.6	28.38	2	26.38	H
5838.8	28.84	3	25.84	H
6384.8	32.89	3.5	29.39	V
7089.4	30.18	4.9	25.28	H

Channel 38(8GHz ~ 18GHz)(peak)

Frequency(MHz)	Result(dBuV/m)	ARpl (dB)	PMea(dBuV/m)	Polarity
8999.8	41.71	5.3	36.41	H
10478.2	44.45	7.9	36.55	H
12011.4	41.91	10.5	31.41	V
13744.4	44.98	12.1	32.88	V
15273.4	47.04	15.3	31.74	V
16816.6	49.84	18	31.84	H

Channel 38(8GHz ~ 18GHz)(average)

Frequency(MHz)	Result(dBuV/m)	ARpl (dB)	PMea(dBuV/m)	Polarity
8999.8	30.94	5.3	25.64	H
10478.2	34.33	7.9	26.43	H
12011.4	31.99	10.5	21.49	V
13744.4	34.4	12.1	22.3	V
15273.4	36.42	15.3	21.12	V
16816.6	38.13	18	20.13	H

Channel 38(18GHz ~ 26.5GHz)

Frequency(MHz)	Result(dBuV/m)	ARpl (dB)	PMea(dBuV/m)	Polarity
19266.50	43.25	-4.8	48.05	H
20464.15	43.4	-3	46.4	H
21779.10	44.92	-2.6	47.52	V
22786.35	46.86	-0.9	47.76	V
23961.90	47.02	-0.2	47.22	H
25304.90	48.5	0.1	48.4	V

Channel 38(26.5GHz ~ 40GHz)

Frequency(MHz)	Result(dBuV/m)	ARpl (dB)	PMea(dBuV/m)	Polarity

27953.95	36.28	-0.4	36.68	H
30581.05	36.7	0.6	36.1	H
32708.65	37.54	3.8	33.74	H
34433.95	40.89	4.5	36.39	V
36508.90	42.45	6.5	35.95	V
38354.35	46.83	9.3	37.53	H

6.7. Frequency Stability

Manufacturers ensured the EUT meet the requirement of frequency stability, such that an emission is maintained within the band of operation under all conditions of normal operation as specified in the user's manual.

7. Test Equipment List

7.1. Conducted Test System

Item	Equipment Name	Type	Serial Number	Manufacturer	Cal. Date	Cal. interval
1	Vector Signal Analyzer	FSQ26	101091	R&S	2020-05-11 2021-05-10	1 year
2	DC Power Supply	ZUP60-14	LOC-220Z006-0007	TDL-Lambda	2020-05-11 2021-05-10	1 year
3	Eagle Test Software	Eagle V3.1 FCC BT/WIFI	N/A	ECIT	N/A	N/A

7.2. Radiated Emission Test System

Item	Equipment Name	Type	Serial Number	Manufacturer	Cal. Date	Cal. interval
1	Universal Radio Communication Tester	CMU200	123123	R&S	2020-05-11 2021-05-10	1 year
2	EMI Test Receiver	ESU40	100307	R&S	2021-03-03	1 year
3	TRILOG Broadband Antenna	VULB9163	VULB9163-515	Schwarzbeck	2021-02-03	2 years
4	Double- ridged Waveguide Antenna	ETS-3117	00135890	ETS	2020-02-28	3 years
5	Universal Radio Communication Tester	CMW500	104178	R&S	2020-05-11 2021-05-10	1 year
6	EMI Test Software	EMC32 V 9.15.00	N/A	R&S	N/A	N/A

Anechoic chamber

Fully anechoic chamber by ETS.Measurement Uncertainty

Measurement uncertainty for all the testing in this report are within the limit specified in 3IN documents .

The detailed measurement uncertainty is defined in 3IN documents.

Measurement Items	Range	Confidence Level	Calculated Uncertainty

Peak Output Power-Conducted	5100MHz-5875MHz	95%	1.024dB
Peak Power Spectral Density	5100MHz-5875MHz	95%	1.024dB/MHz
Conducted Emission	30MHz-2GHz	95%	0.90dB
Conducted Emission	2GHz-3.6GHz	95%	0.88dB
Conducted Emission	3.6GHz-8GHz	95%	0.96dB
Conducted Emission	8GHz-20GHz	95%	0.94dB
Conducted Emission	20GHz-22GHz	95%	0.88dB
Conducted Emission	22GHz-26GHz	95%	0.86dB
Transmitter Spurious Emission-Radiated	9KHz-30MHz	95%	5.66dB
Transmitter Spurious Emission-Radiated	30MHz-1000MHz	95%	4.98dB
Transmitter Spurious Emission-Radiated	1000MHz -18000MHz	95%	5.06dB
Transmitter Spurious Emission-Radiated	18000MHz -40000MHz	95%	5.20dB
AC Power line Conducted Emission	0.15MHz-30MHz	95%	3.66 dB

Annex A: Accreditation Certificate

Accredited Laboratory

A2LA has accredited

INDUSTRIAL INTERNET INNOVATION CENTER (SHANGHAI) CO., LTD.

Shanghai, People's Republic of China

for technical competence in the field of

Electrical Testing

This laboratory is accredited in accordance with the recognized International Standard ISO/IEC 17025:2017 *General requirements for the competence of testing and calibration laboratories*. This accreditation demonstrates technical competence for a defined scope and the operation of a laboratory quality management system (*refer to joint ISO-ILAC-IAF Communiqué dated April 2017*).

Presented this 12th day of April 2021.

Vice President, Accreditation Services
For the Accreditation Council
Certificate Number 3682.01
Valid to February 28, 2023

For the tests to which this accreditation applies, please refer to the laboratory's Electrical Scope of Accreditation.

**********END OF REPORT**********