B41-30M-20G / 15MHz / Low CH / QPSK

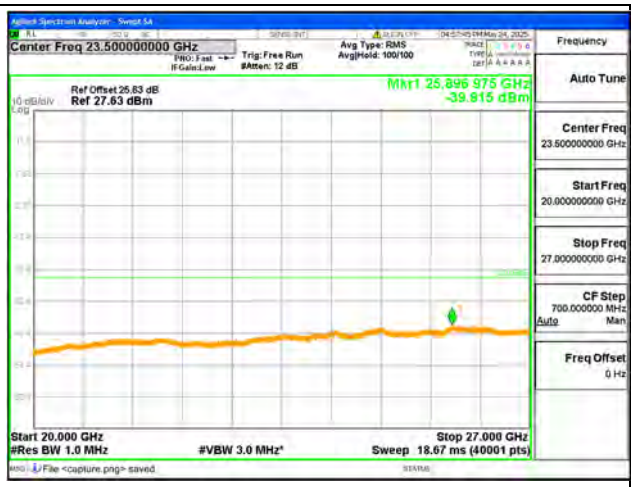

B41-20G-27G / 15MHz / Low CH / QPSK

B41-30M-20G / 15MHz / Mid CH / QPSK

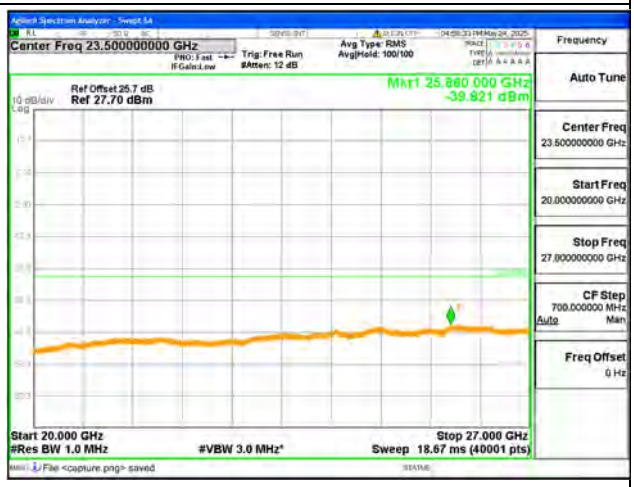

B41-20G-27G / 15MHz / Mid CH / QPSK

B41-30M-20G / 15MHz / High CH / QPSK

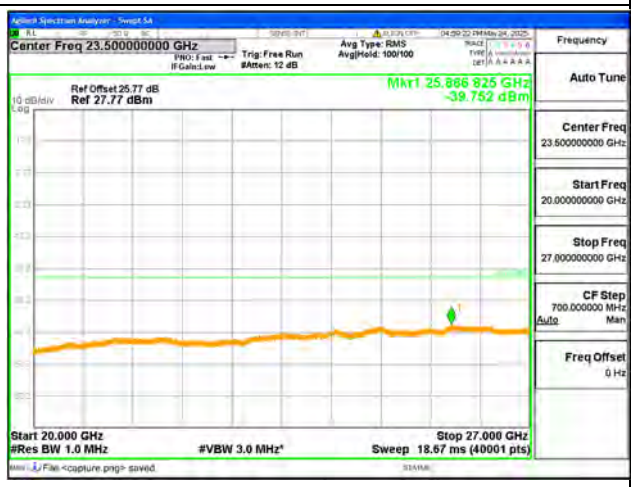

B41-20G-27G / 15MHz / High CH / QPSK

B41-30M-20G / 20MHz / Low CH / QPSK

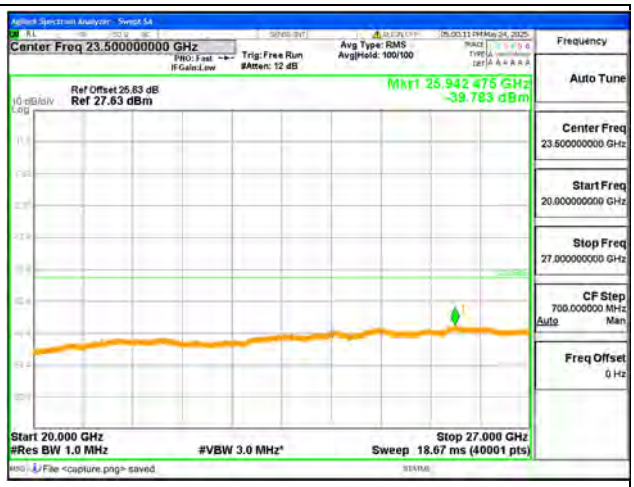

B41-20G-27G / 20MHz / Low CH / QPSK

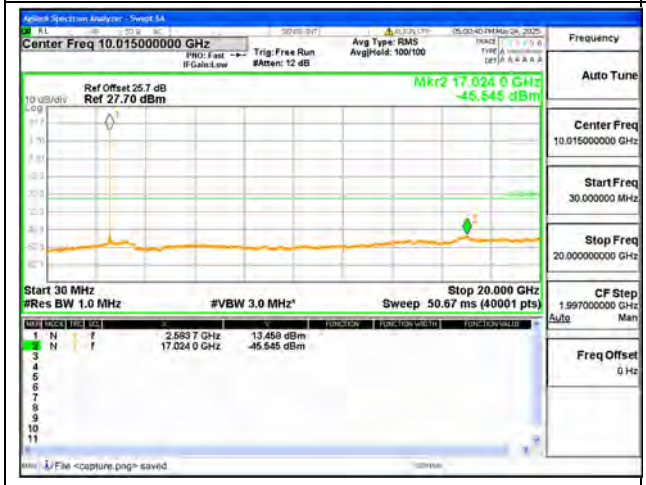

B41-30M-20G / 20MHz / Mid CH / QPSK

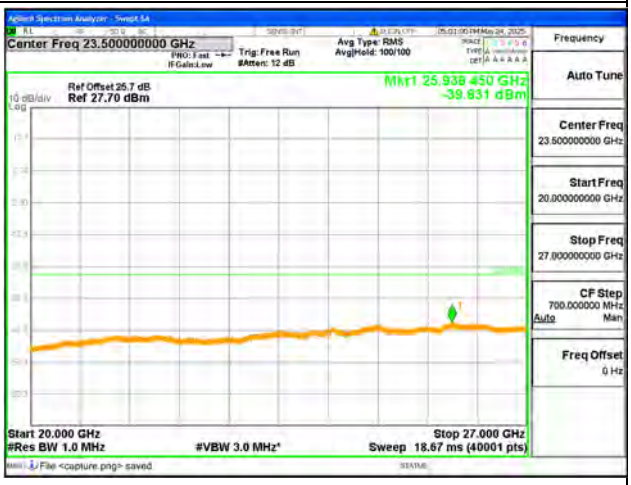

B41-20G-27G / 20MHz / Mid CH / QPSK

B41-30M-20G / 20MHz / High CH / QPSK

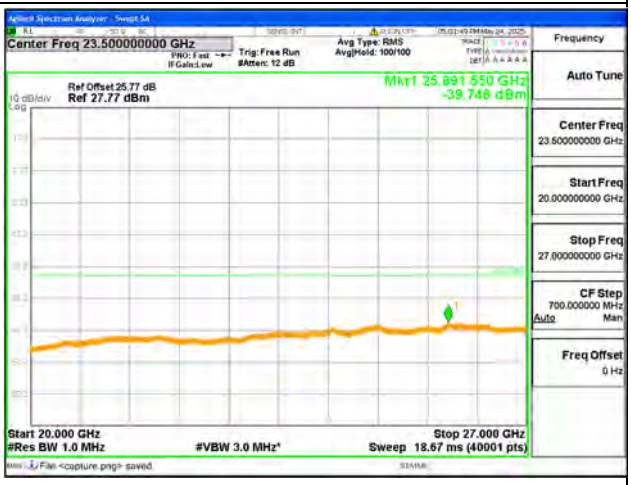

B41-20G-27G / 20MHz / High CH / QPSK

B66 / 1.4MHz / Low CH / QPSK

B66 / 1.4MHz / Mid CH / QPSK

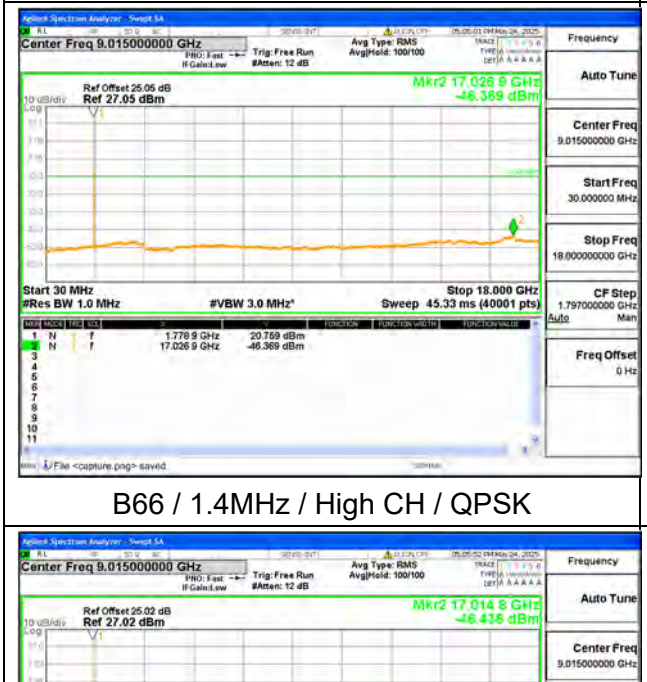

B66 / 1.4MHz / High CH / QPSK

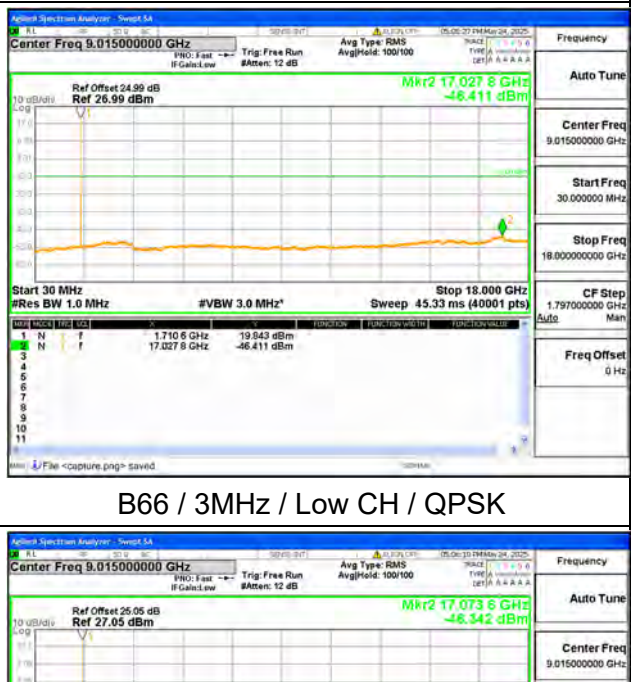

B66 / 3MHz / Low CH / QPSK

B66 / 3MHz / Mid CH / QPSK

B66 / 3MHz / High CH / QPSK

B66 / 5MHz / Low CH / QPSK

B66 / 5MHz / Mid CH / QPSK

B66 / 5MHz / High CH / QPSK

B66 / 10MHz / Low CH / QPSK

B66 / 10MHz / Mid CH / QPSK

B66 / 10MHz / High CH / QPSK

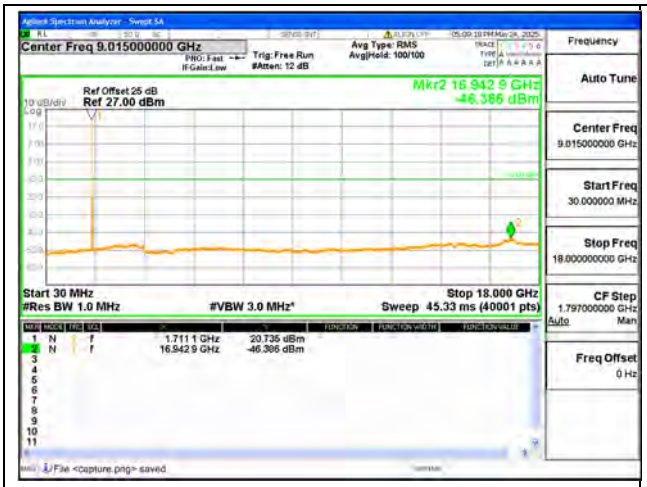

B66 / 15MHz / Low CH / QPSK

B66 / 15MHz / Mid CH / QPSK

B66 / 15MHz / High CH / QPSK

B66 / 20MHz / Low CH / QPSK

B66 / 20MHz / Mid CH / QPSK

B66 / 20MHz / High CH / QPSK

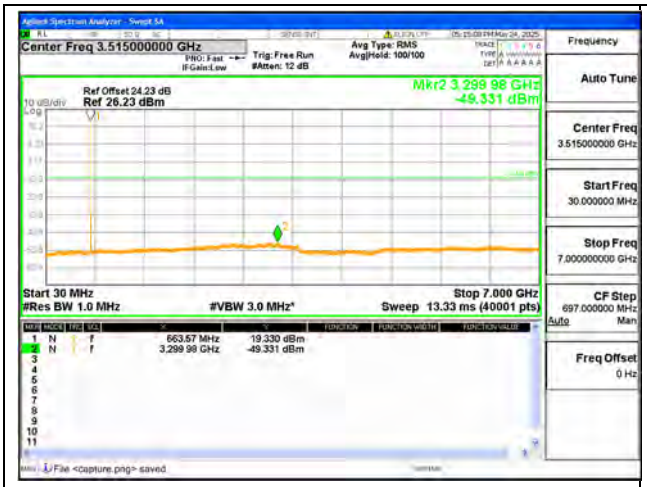

B71 / 5MHz / Low CH / QPSK

B71 / 5MHz / Mid CH / QPSK

B71 / 5MHz / High CH / QPSK

B71 / 10MHz / Low CH / QPSK

B71 / 10MHz / Mid CH / QPSK

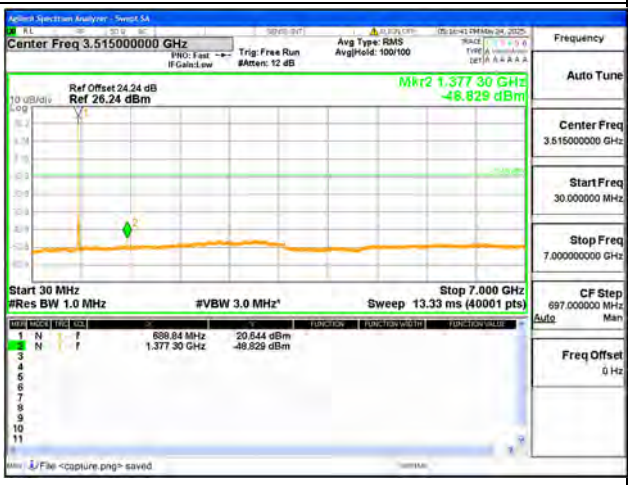

B71 / 10MHz / High CH / QPSK

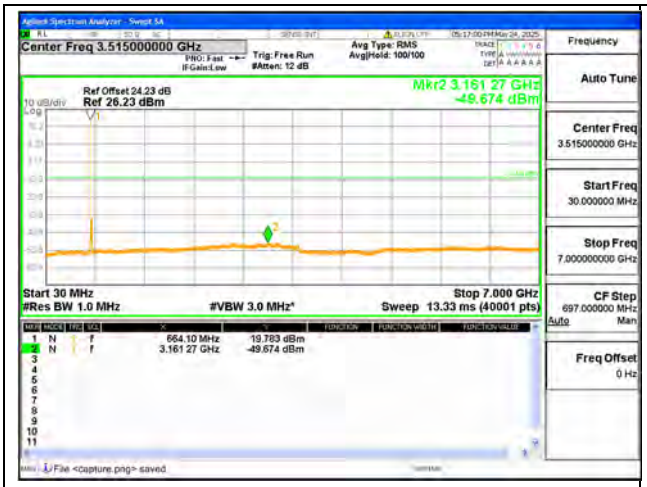

B71 / 15MHz / Low CH / QPSK

B71 / 15MHz / Mid CH / QPSK

B71 / 15MHz / High CH / QPSK

B71 / 20MHz / Low CH / QPSK

B71 / 20MHz / Mid CH / QPSK

B71 / 20MHz / High CH / QPSK

2.6. Band Edge

2.6.1. Requirement

Band 2, 25

According to FCC section 24.238(a), for operations in the 1850–1910MHz bands, the power of any emission outside of the authorized operating frequency ranges must be attenuated below the transmitting power (P) by a factor of at least 43 + 10 log(P) dB in a 1MHz bandwidth. However, in the 1 MHz bands immediately outside and adjacent to the licensee's frequency block, a resolution bandwidth of at least one percent of the emission bandwidth of the fundamental emission of the transmitter may be employed.

Band 4, 66

According to FCC section 27.53(h), for operations in the 1710–1755MHz bands, the power of any emission outside a licensee's frequency block shall be attenuated below the transmitter power (P) by at least 43 + 10 log10(P) dB a 1MHz bandwidth. However, in the 1 MHz bands immediately outside and adjacent to the licensee's frequency block, a resolution bandwidth of at least one percent of the emission bandwidth of the fundamental emission of the transmitter may be employed.

Band 5, 18, 19, 26

According to FCC section 22.917(a), for operations in the 824–849MHz bands, the power of any emission outside of the authorized operating frequency ranges must be attenuated below the transmitting power (P) by a factor of at least 43 + 10 log(P) dB in a 100kHz bandwidth. However, in the 1 MHz bands immediately outside and adjacent to the licensee's frequency block, a resolution bandwidth of at least one percent of the emission bandwidth of the fundamental emission of the transmitter may be employed.

Band 7, 41

According to FCC section 27.53(m) (4), for mobile digital stations, the attenuation factor shall be not less than 40 + 10 log (P) dB on all frequencies between the channel edge and 5 megahertz from the channel edge, 43 + 10 log (P) dB on all frequencies between 5 megahertz and X megahertz from the channel edge, and 55 + 10 log (P) dB on all frequencies more than X megahertz from the channel edge, where X is the greater of 6 megahertz or the actual emission bandwidth as defined in paragraph (m)(6) of this section. In addition, the attenuation factor shall not be less that 43 + 10 log (P) dB on all frequencies between 2490.5 MHz and 2496 MHz and 55 + 10 log (P) dB at or below 2490.5 MHz. Mobile Satellite Service licensees operating on frequencies below 2495 MHz may also submit a documented interference complaint against BRS licensees operating on channel BRS Channel 1 on the same terms and conditions as adjacent channel BRS or EBS licensees.

Band 12, 17, 71

According to FCC section 27.53(g), for operations in the 600 MHz band and the 698-746 MHz band, the power of any emission outside a licensee's frequency band(s) of operation shall be attenuated below the transmitter power (P) within the licensed band(s) of operation, measured in watts, by at least 43 + 10 log (P) dB. Compliance with this provision is based on the use of measurement instrumentation employing a resolution bandwidth of 100 kilohertz or greater. However, in the 100 kilohertz bands immediately outside and adjacent to a licensee's frequency block, a resolution bandwidth of at least 30 kHz may be employed.

Band 13

According to FCC section 27.53(c)(2), any frequency outside the 776-788 MHz band, the power of any emission shall be attenuated outside the band below the transmitter power (P) by at least 43 + 10 log (P) dB in a 100kHz bandwidth. However, in the 100 kHz bands immediately outside and adjacent to the frequency block, a resolution bandwidth of at least 30 kHz may be employed.

Band 30

According to FCC section 27.53(a) (4), for mobile and portable stations operating in the 2305-2315 MHz and 2350-2360 MHz bands:

(i) By a factor of not less than: 43 + 10 log (P) dB on all frequencies between 2305 and 2320 MHz and on all frequencies between 2345 and 2360 MHz that are outside the licensed band(s) of operation, not less than 55 + 10 log (P) dB on all frequencies between 2320 and 2324 MHz and on all frequencies between 2341 and 2345 MHz, not less than 61 + 10 log (P) dB on all frequencies between 2324 and 2328 MHz and on all frequencies between 2337 and 2341 MHz, and not less than 67 + 10 log (P) dB on all frequencies between 2328 and 2337 MHz;

(ii) By a factor of not less than 43 + 10 log (P) dB on all frequencies between 2300 and 2305 MHz, 55 + 10 log (P) dB on all frequencies between 2296 and 2300 MHz, 61 + 10 log (P) dB on all frequencies between 2292 and 2296 MHz, 67 + 10 log (P) dB on all frequencies between 2288 and 2292 MHz, and 70 + 10 log (P) dB below 2288 MHz;

(iii) By a factor of not less than 43 + 10 log (P) dB on all frequencies between 2360 and 2365 MHz, and not less than 70 + 10 log (P) dB above 2365 MHz.

2.6.2. Test Description

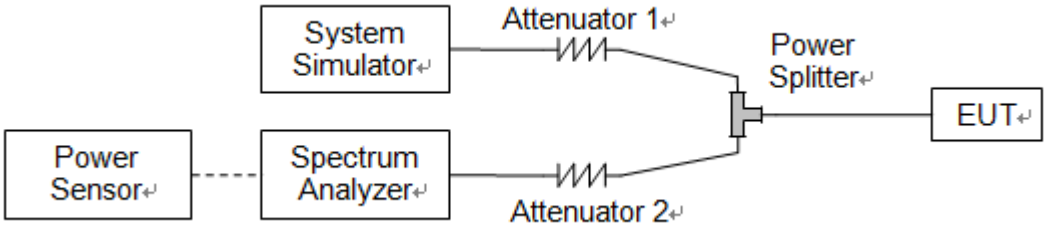

The EUT is coupled to the Spectrum Analyzer (SA) and the System Simulator (SS) with Attenuators through the Power Splitter; the RF load attached to the EUT antenna terminal is 50Ohm; the path loss as the factor is calibrated to correct the reading. The EUT is commanded by the SS to operate at the maximum output power. A call is established between the EUT and the SS.

2.6.3. Test Procedure

KDB 971168 D01v03 Section 6.0 and ANSI/TIA-603-E-2016.

2.6.4. Test Result

B2 / 1.4MHz / Low CH / QPSK / 1 RB

B2 / 1.4MHz / Low CH / QPSK / FULL RB

B2 / 1.4MHz / High CH / QPSK / 1 RB

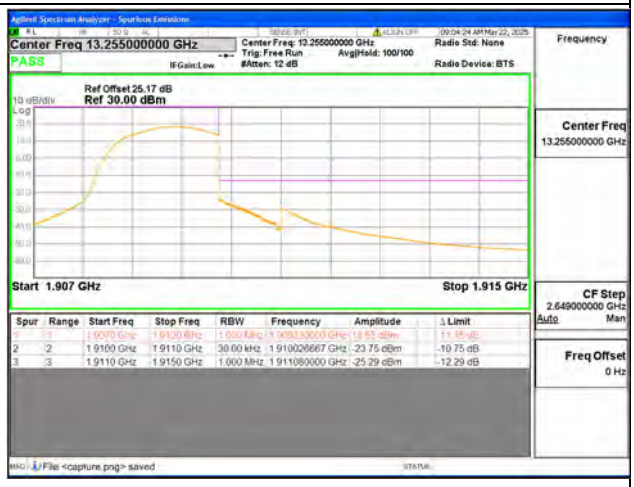

B2 / 1.4MHz / High CH / QPSK / FULL RB

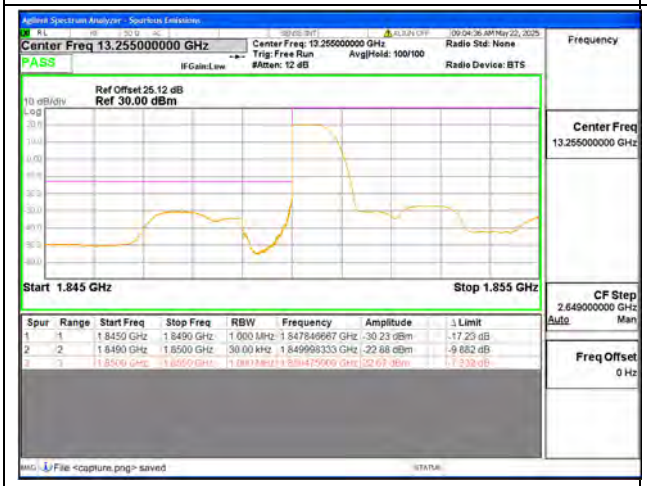

B2 / 3MHz / Low CH / QPSK / 1 RB

B2 / 3MHz / Low CH / QPSK / FULL RB

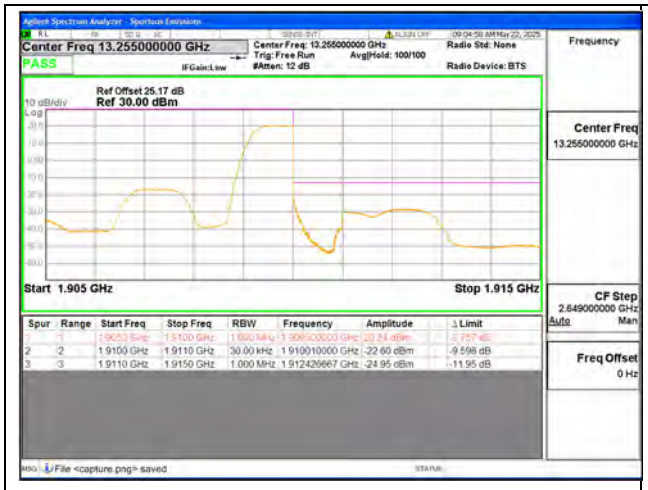

B2 / 3MHz / High CH / QPSK / 1 RB

B2 / 3MHz / High CH / QPSK / FULL RB

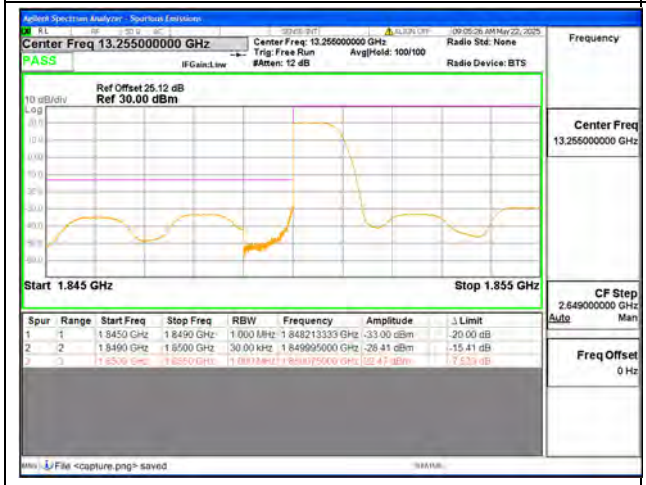

B2 / 5MHz / Low CH / QPSK / 1 RB

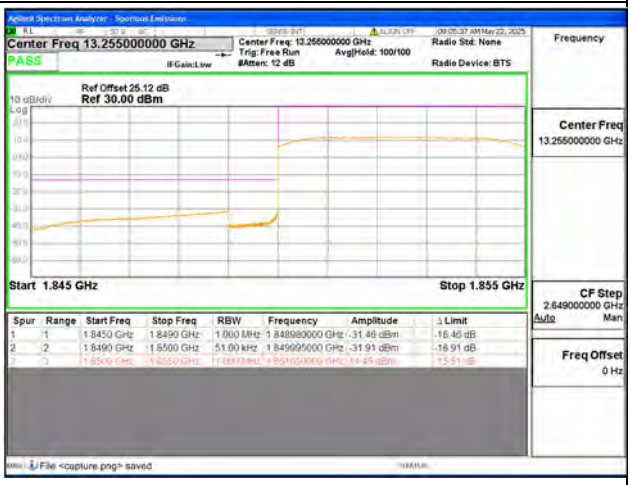

B2 / 5MHz / Low CH / QPSK / FULL RB

B2 / 5MHz / High CH / QPSK / 1 RB

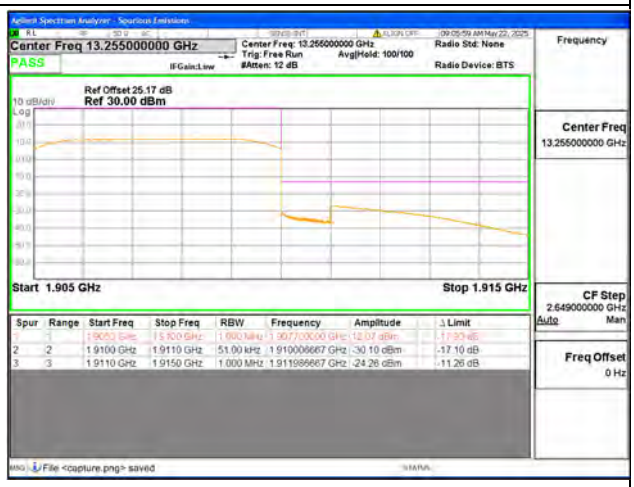

B2 / 5MHz / High CH / QPSK / FULL RB

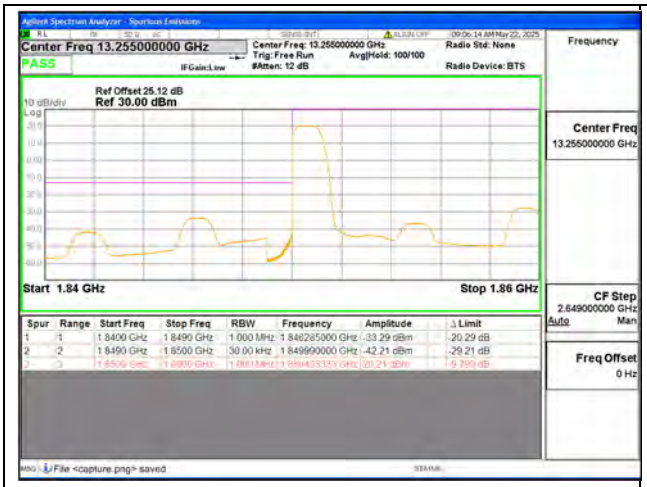

B2 / 10MHz / Low CH / QPSK / 1 RB

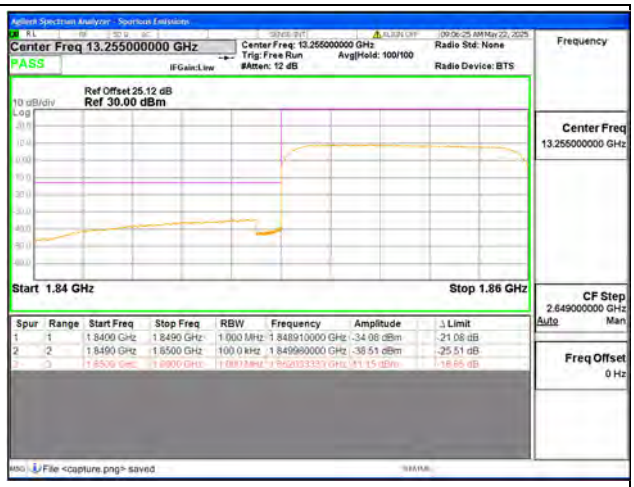

B2 / 10MHz / Low CH / QPSK / FULL RB

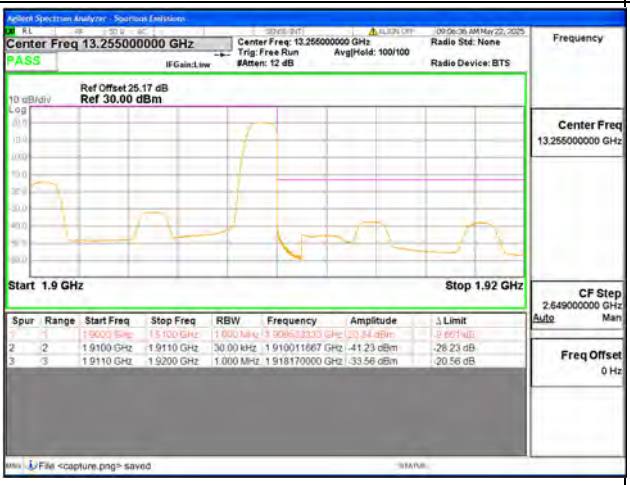

B2 / 10MHz / High CH / QPSK / 1 RB

B2 / 10MHz / High CH / QPSK / FULL RB

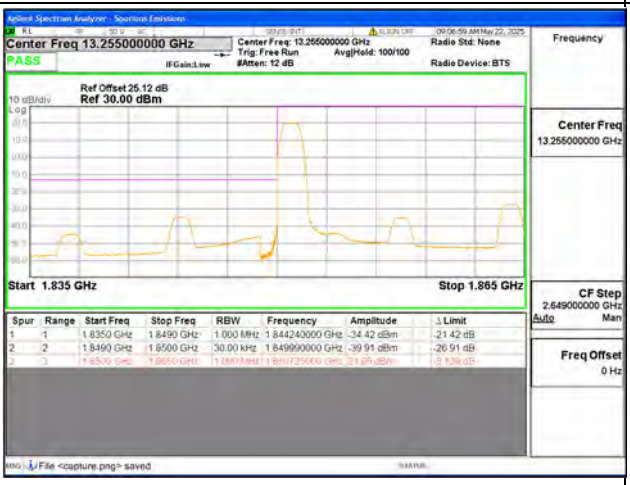

B2 / 15MHz / Low CH / QPSK / 1 RB

B2 / 15MHz / Low CH / QPSK / FULL RB

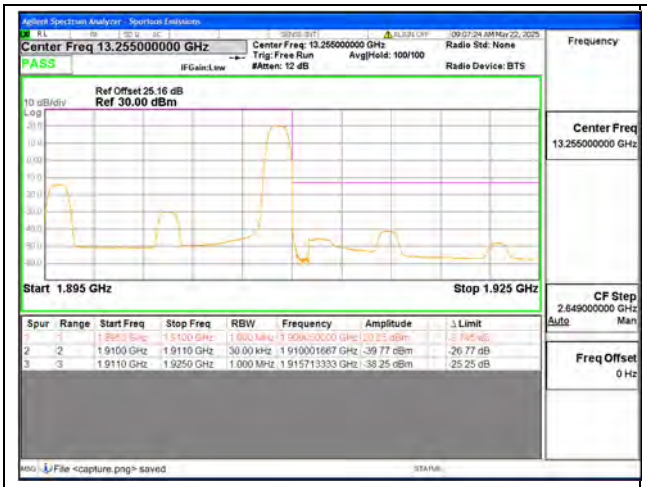

B2 / 15MHz / High CH / QPSK / 1 RB

B2 / 15MHz / High CH / QPSK / FULL RB

B2 / 20MHz / Low CH / QPSK / 1 RB

B2 / 20MHz / Low CH / QPSK / FULL RB

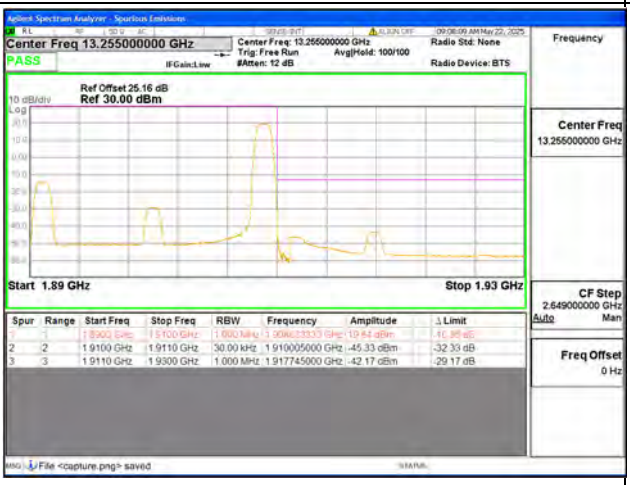

B2 / 20MHz / High CH / QPSK / 1 RB

B2 / 20MHz / High CH / QPSK / FULL RB

B4 / 1.4MHz / Low CH / QPSK / 1 RB

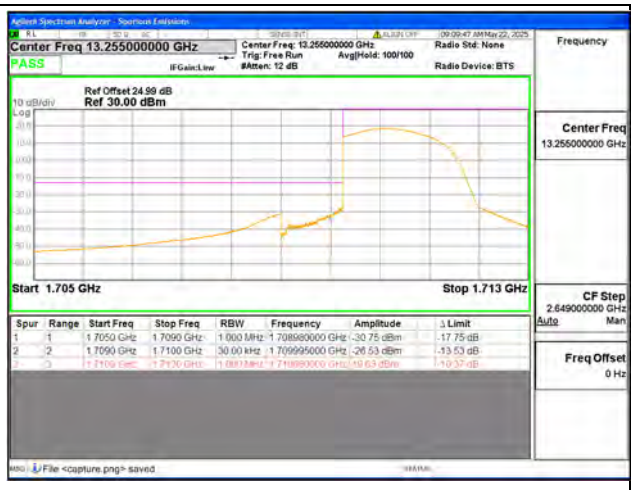

B4 / 1.4MHz / Low CH / QPSK / FULL RB

B4 / 1.4MHz / High CH / QPSK / 1 RB

B4 / 1.4MHz / High CH / QPSK / FULL RB

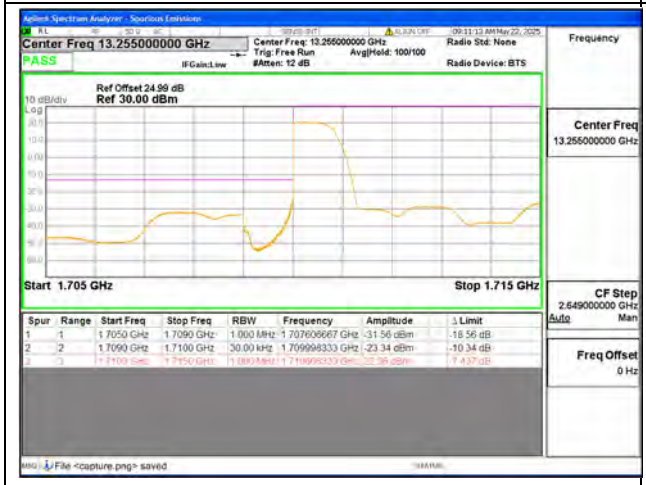

B4 / 3MHz / Low CH / QPSK / 1 RB

B4 / 3MHz / Low CH / QPSK / FULL RB

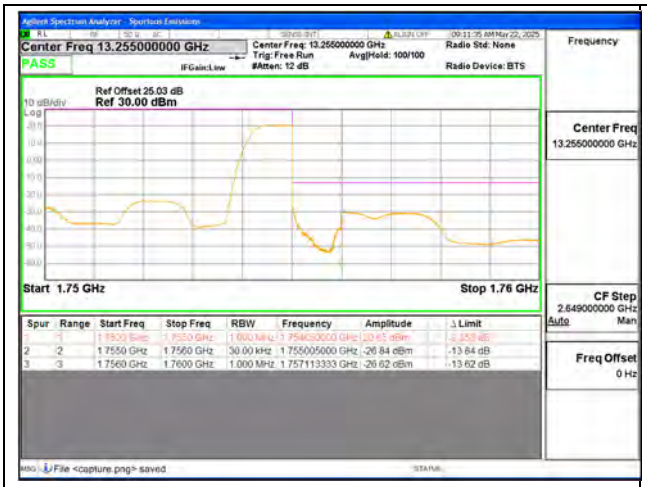

B4 / 3MHz / High CH / QPSK / 1 RB

B4 / 3MHz / High CH / QPSK / FULL RB

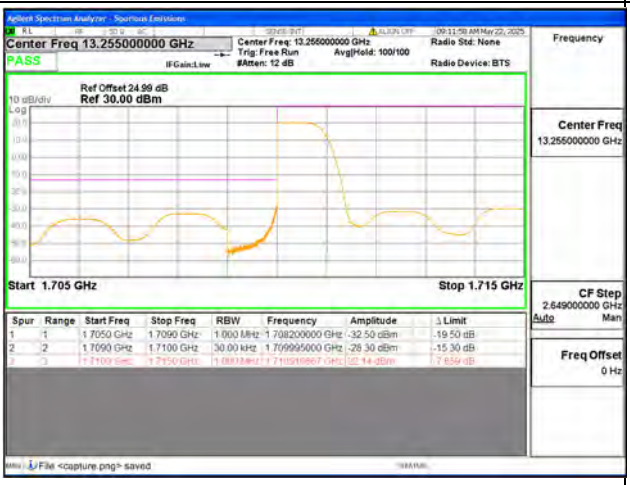

B4 / 5MHz / Low CH / QPSK / 1 RB

B4 / 5MHz / Low CH / QPSK / FULL RB

B4 / 5MHz / High CH / QPSK / 1 RB

B4 / 5MHz / High CH / QPSK / FULL RB

B4 / 10MHz / Low CH / QPSK / 1 RB

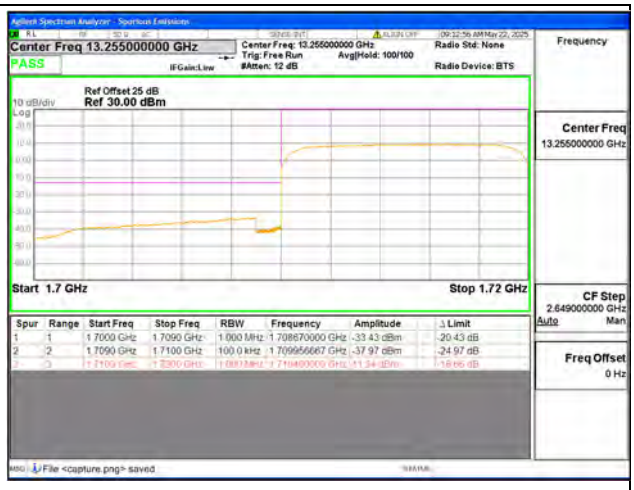

B4 / 10MHz / Low CH / QPSK / FULL RB

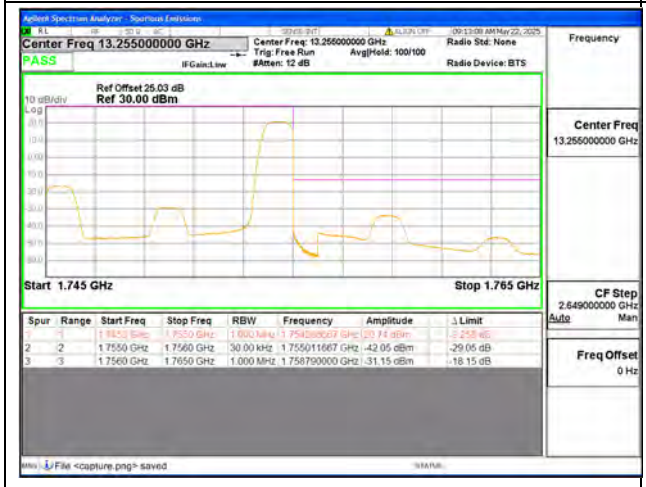

B4 / 10MHz / High CH / QPSK / 1 RB

B4 / 10MHz / High CH / QPSK / FULL RB

B4 / 15MHz / Low CH / QPSK / 1 RB

B4 / 15MHz / Low CH / QPSK / FULL RB

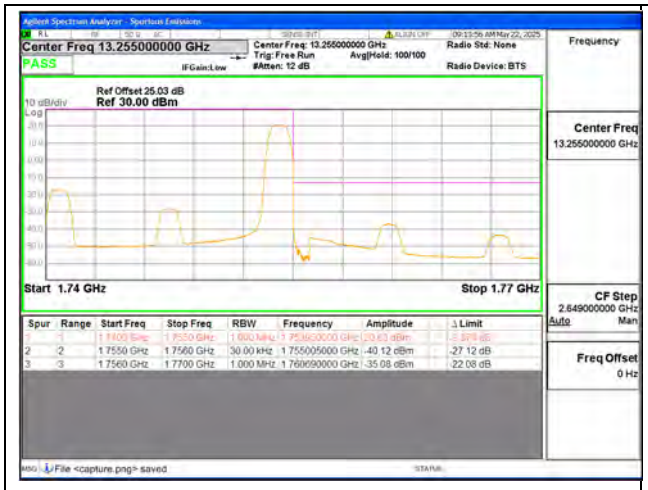

B4 / 15MHz / High CH / QPSK / 1 RB

B4 / 15MHz / High CH / QPSK / FULL RB

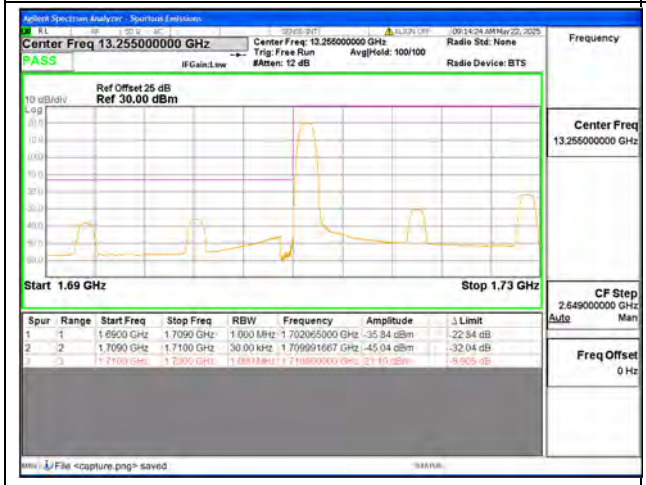

B4 / 20MHz / Low CH / QPSK / 1 RB

B4 / 20MHz / Low CH / QPSK / FULL RB

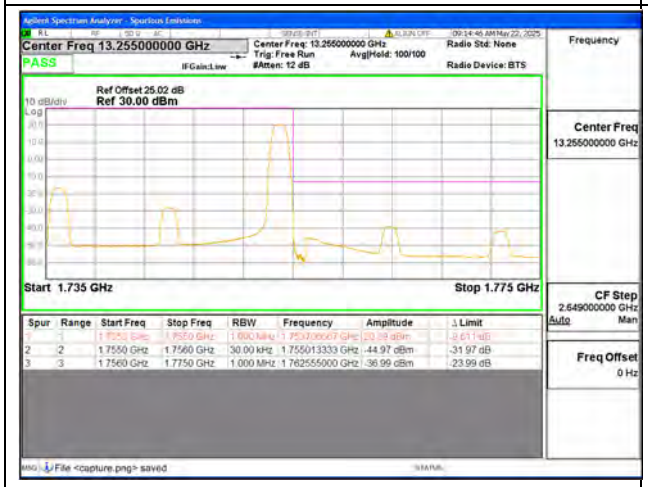

B4 / 20MHz / High CH / QPSK / 1 RB

B4 / 20MHz / High CH / QPSK / FULL RB

B5 / 1.4MHz / Low CH / QPSK / 1 RB

B5 / 1.4MHz / Low CH / QPSK / FULL RB

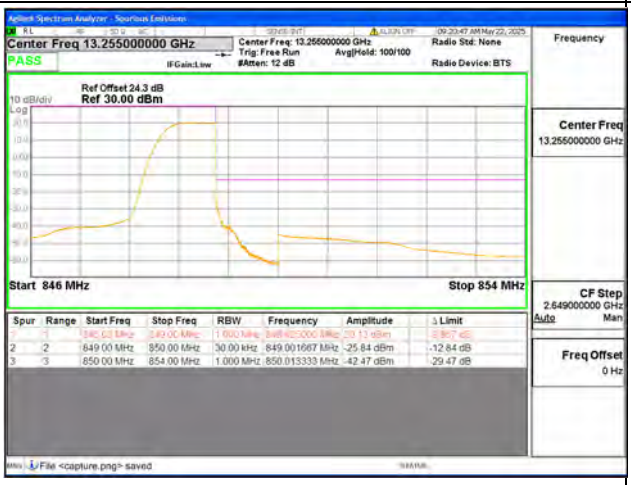

B5 / 1.4MHz / High CH / QPSK / 1 RB

B5 / 1.4MHz / High CH / QPSK / FULL RB

B5 / 3MHz / Low CH / QPSK / 1 RB

B5 / 3MHz / Low CH / QPSK / FULL RB

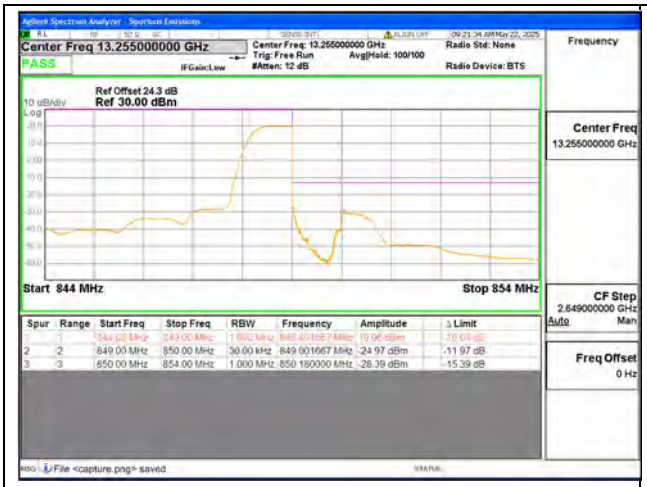

B5 / 3MHz / High CH / QPSK / 1 RB

B5 / 3MHz / High CH / QPSK / FULL RB

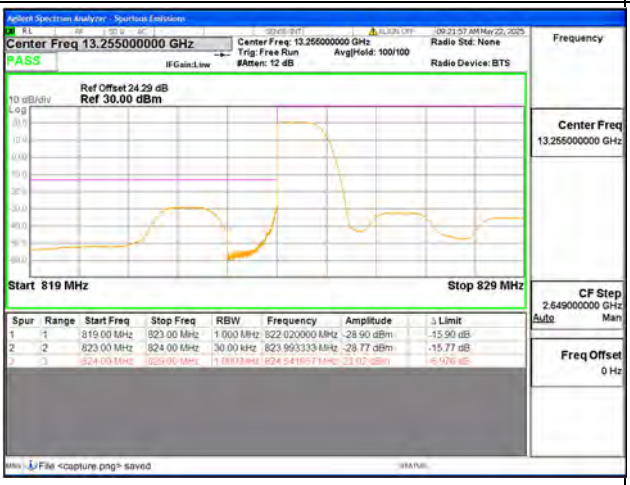

B5 / 5MHz / Low CH / QPSK / 1 RB

B5 / 5MHz / Low CH / QPSK / FULL RB

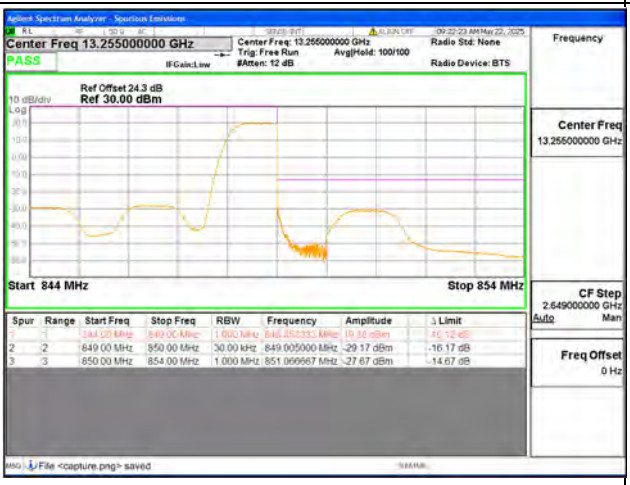

B5 / 5MHz / High CH / QPSK / 1 RB

B5 / 5MHz / High CH / QPSK / FULL RB

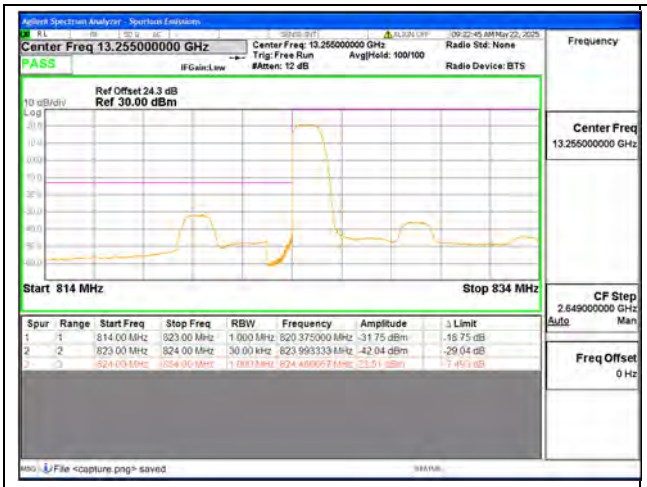

B5 / 10MHz / Low CH / QPSK / 1 RB

B5 / 10MHz / Low CH / QPSK / FULL RB

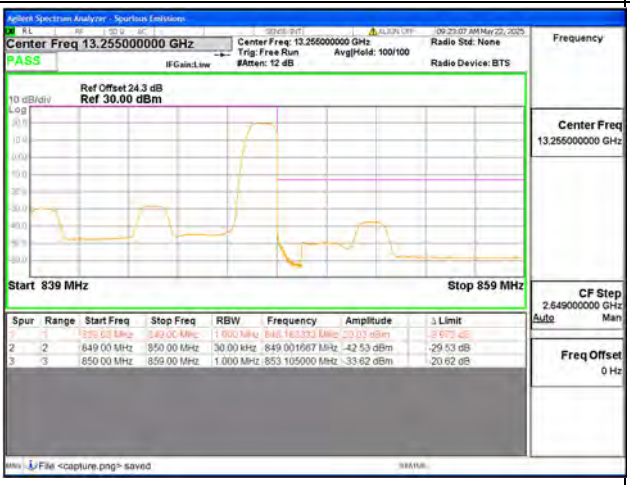

B5 / 10MHz / High CH / QPSK / 1 RB

B5 / 10MHz / High CH / QPSK / FULL RB

B7 / 5MHz / Low CH / QPSK / 1 RB

B7 / 5MHz / Low CH / QPSK / FULL RB

B7 / 5MHz / High CH / QPSK / 1 RB

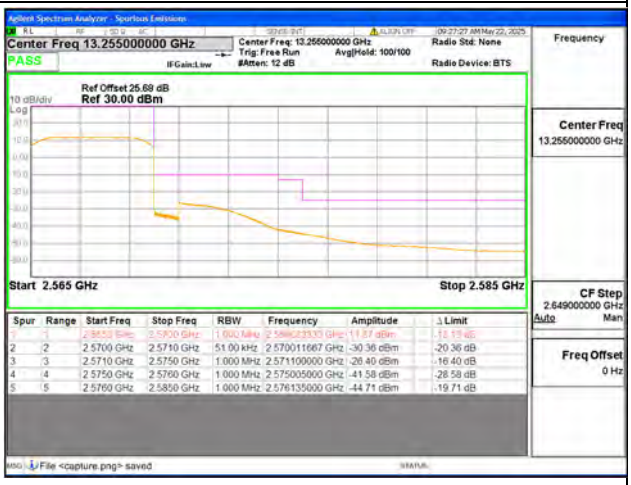

B7 / 5MHz / High CH / QPSK / FULL RB

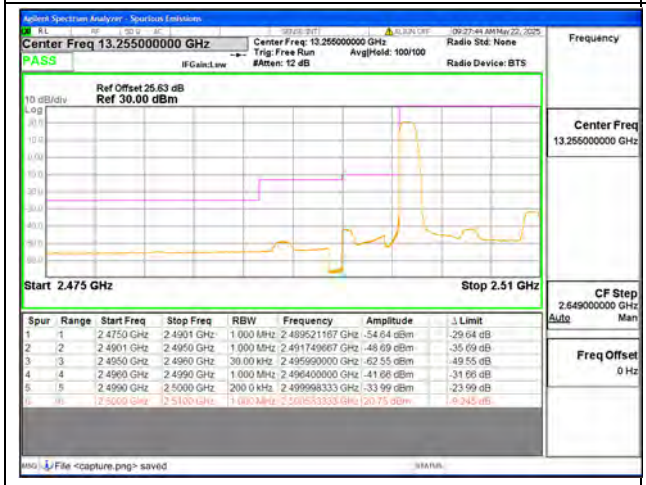

B7 / 10MHz / Low CH / QPSK / 1 RB

B7 / 10MHz / Low CH / QPSK / FULL RB

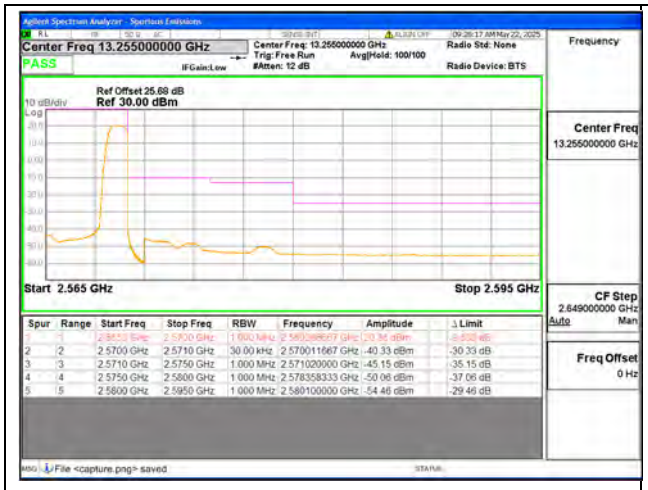

B7 / 10MHz / High CH / QPSK / 1 RB

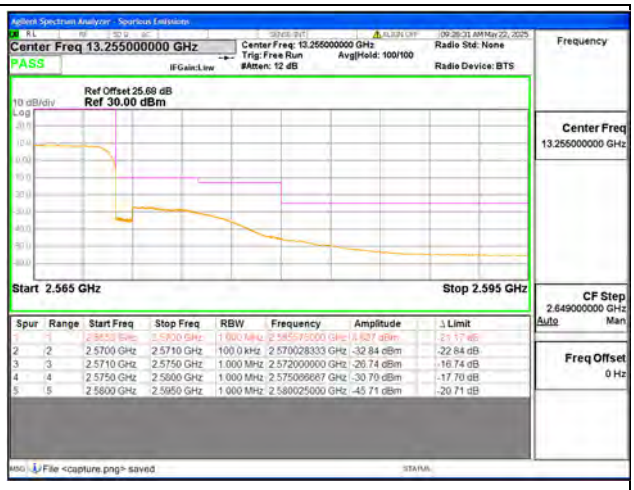

B7 / 10MHz / High CH / QPSK / FULL RB

B7 / 15MHz / Low CH / QPSK / 1 RB

B7 / 15MHz / Low CH / QPSK / FULL RB

B7 / 15MHz / High CH / QPSK / 1 RB

B7 / 15MHz / High CH / QPSK / FULL RB

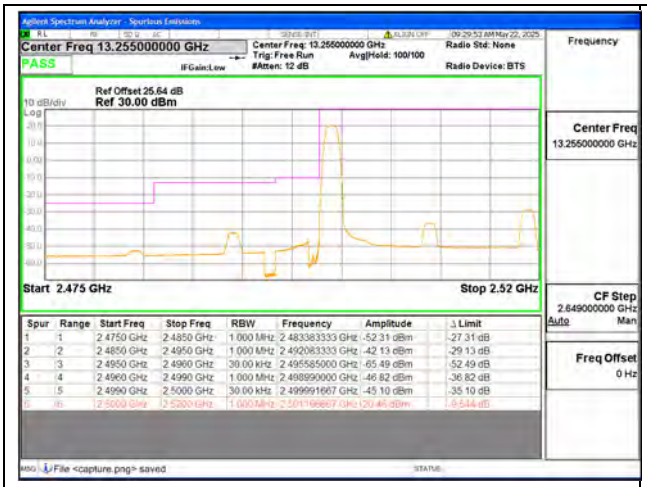

B7 / 20MHz / Low CH / QPSK / 1 RB

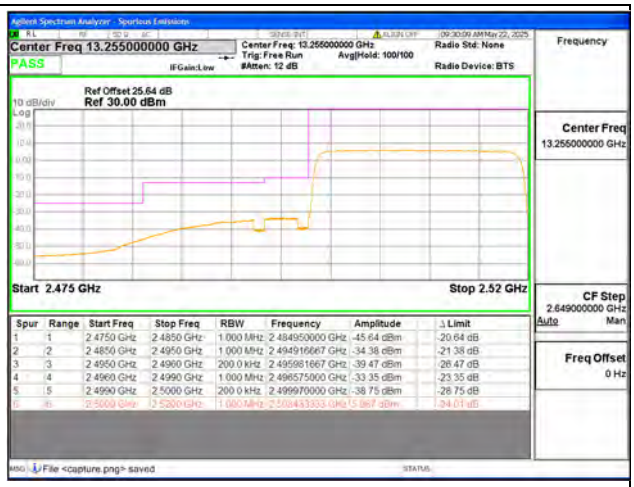

B7 / 20MHz / Low CH / QPSK / FULL RB

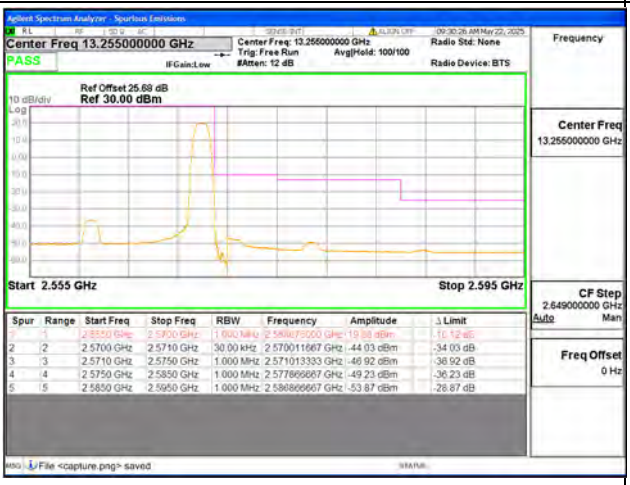

B7 / 20MHz / High CH / QPSK / 1 RB

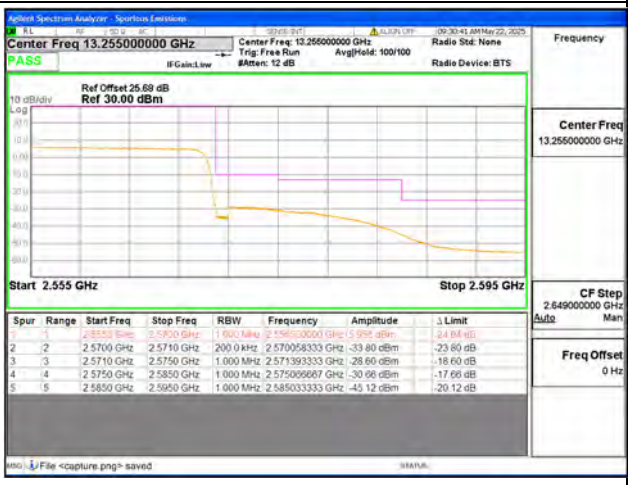

B7 / 20MHz / High CH / QPSK / FULL RB

B12 / 1.4MHz / Low CH / QPSK / 1 RB

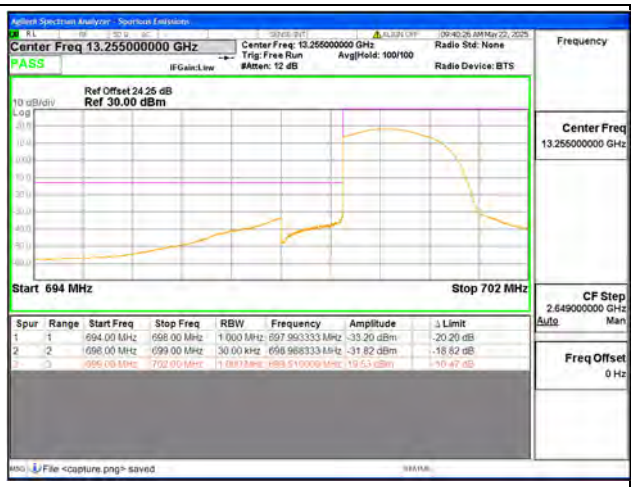

B12 / 1.4MHz / Low CH / QPSK / FULL RB

B12 / 1.4MHz / High CH / QPSK / 1 RB

B12 / 1.4MHz / High CH / QPSK / FULL RB

B12 / 3MHz / Low CH / QPSK / 1 RB

B12 / 3MHz / Low CH / QPSK / FULL RB

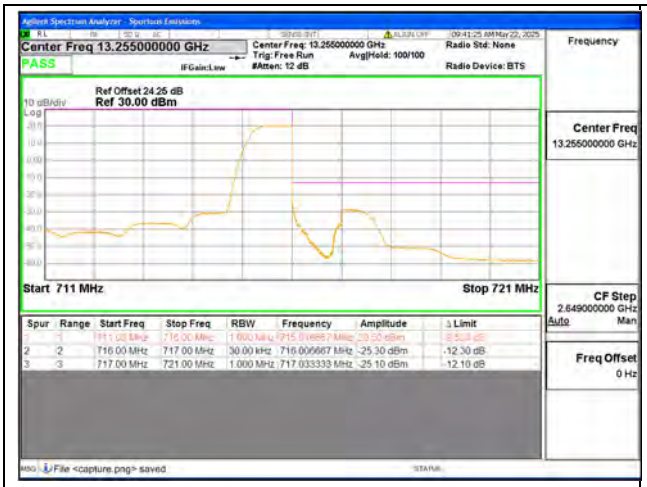

B12 / 3MHz / High CH / QPSK / 1 RB

B12 / 3MHz / High CH / QPSK / FULL RB

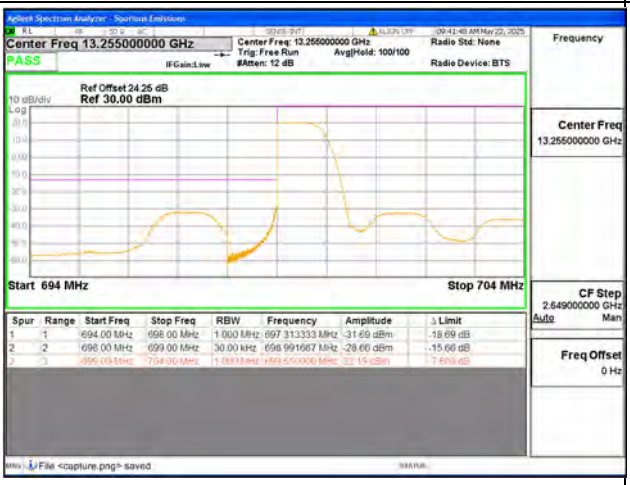

B12 / 5MHz / Low CH / QPSK / 1 RB

B12 / 5MHz / Low CH / QPSK / FULL RB

B12 / 5MHz / High CH / QPSK / 1 RB

B12 / 5MHz / High CH / QPSK / FULL RB

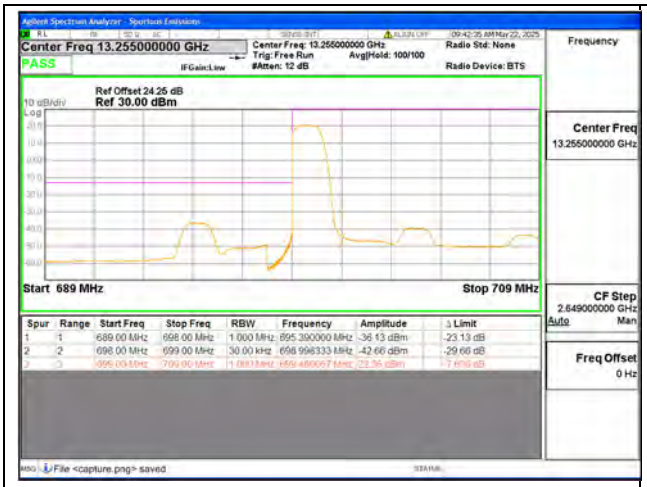

B12 / 10MHz / Low CH / QPSK / 1 RB

B12 / 10MHz / Low CH / QPSK / FULL RB

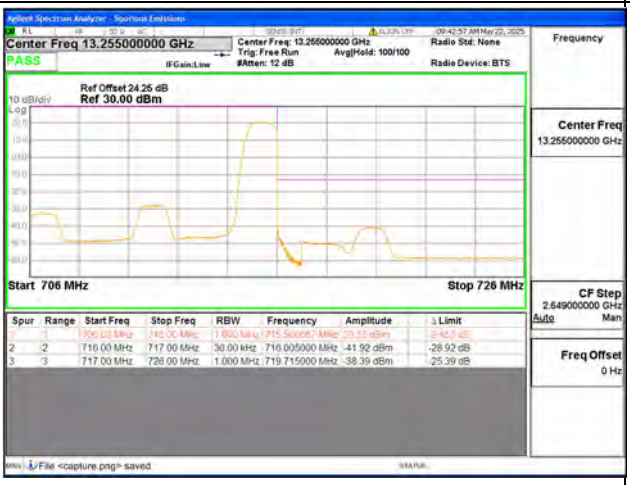

B12 / 10MHz / High CH / QPSK / 1 RB

B12 / 10MHz / High CH / QPSK / FULL RB

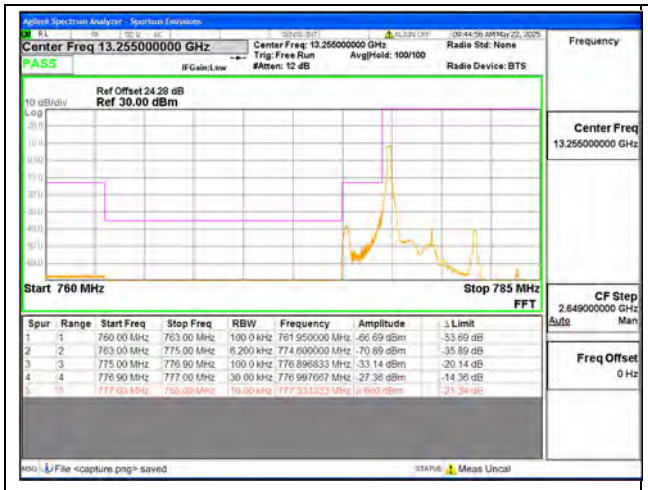

B13 / 5MHz / Low CH / QPSK / 1 RB

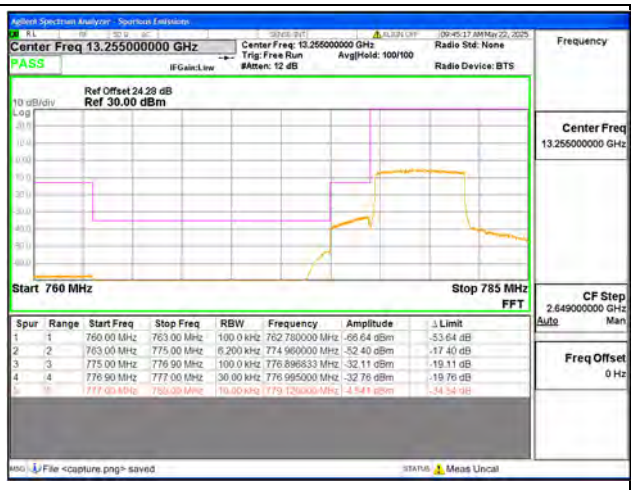

B13 / 5MHz / Low CH / QPSK / FULL RB

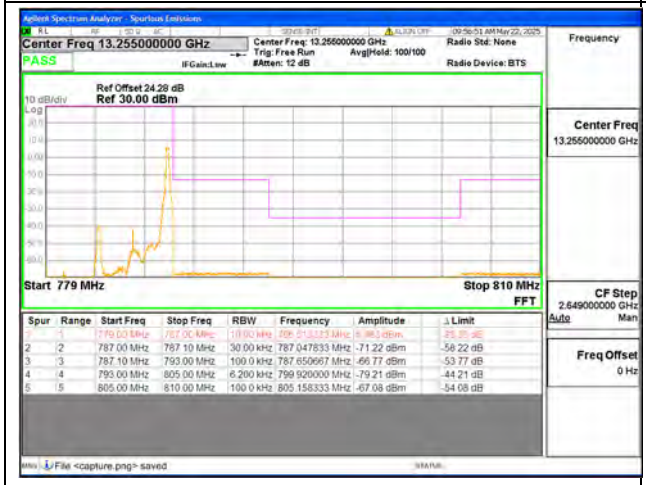

B13 / 5MHz / High CH / QPSK / 1 RB

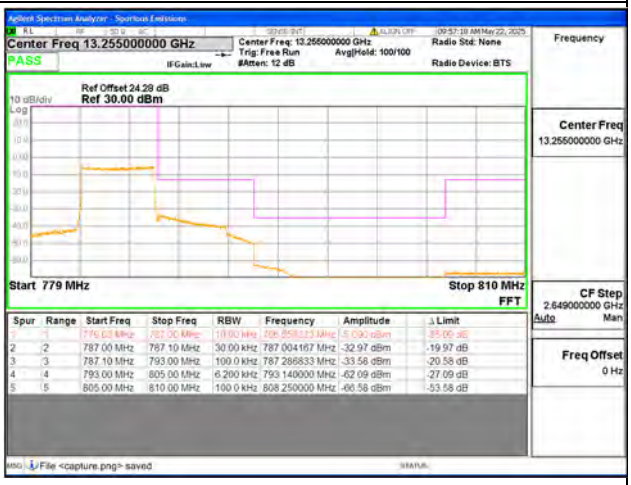

B13 / 5MHz / High CH / QPSK / FULL RB

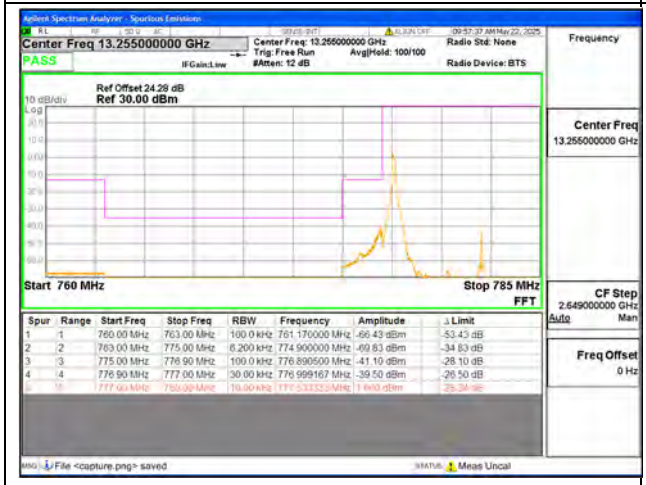

B13 / 10MHz / Low CH / QPSK / 1 RB

B13 / 10MHz / Low CH / QPSK / FULL RB

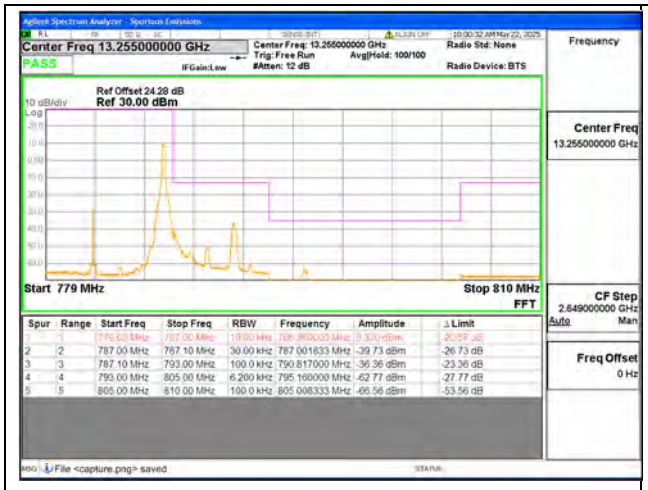

B13 / 10MHz / High CH / QPSK / 1 RB

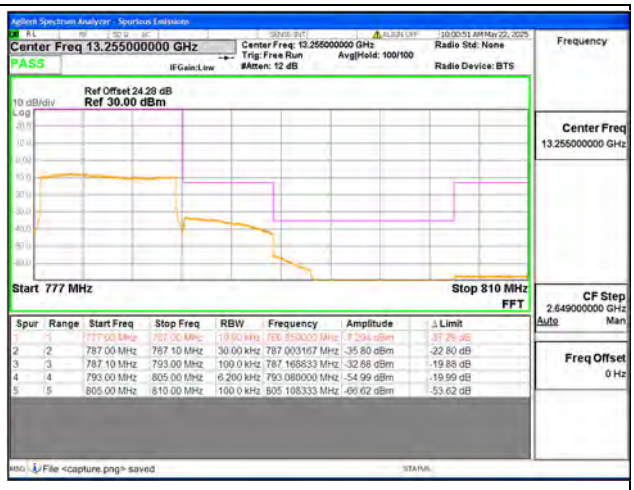

B13 / 10MHz / High CH / QPSK / FULL RB

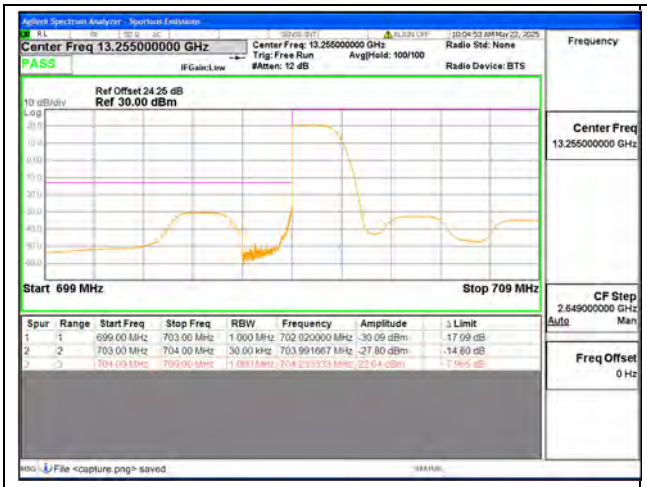

B17 / 5MHz / Low CH / QPSK / 1 RB

B17 / 5MHz / Low CH / QPSK / FULL RB

B17 / 5MHz / High CH / QPSK / 1 RB

B17 / 5MHz / High CH / QPSK / FULL RB

B17 / 10MHz / Low CH / QPSK / 1 RB

B17 / 10MHz / Low CH / QPSK / FULL RB

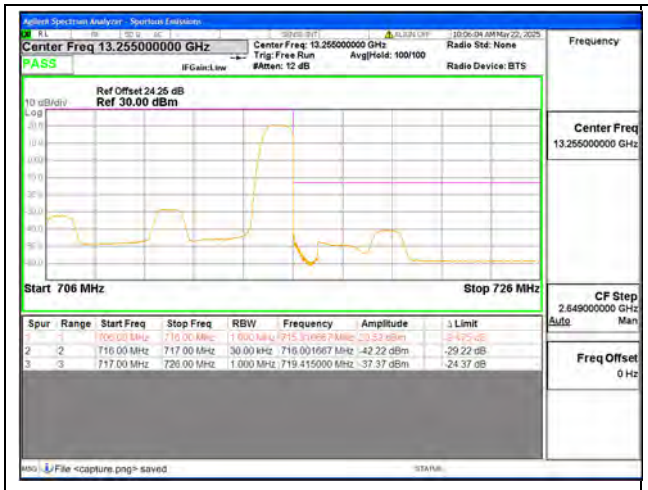

B17 / 10MHz / High CH / QPSK / 1 RB

B17 / 10MHz / High CH / QPSK / FULL RB

B18 part22 / 5MHz / Low CH / QPSK / 1 RB

B18 part22 / 5MHz / Low CH / QPSK / FULL RB

B18 part22 / 5MHz / High CH / QPSK / 1 RB

B18 part22 / 5MHz / High CH / QPSK / FULL RB

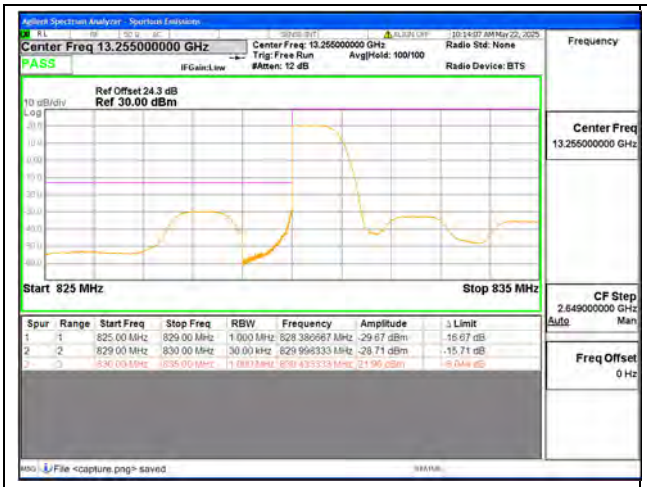

B19 / 5MHz / Low CH / QPSK / 1 RB

B19 / 5MHz / Low CH / QPSK / FULL RB

B19 / 5MHz / High CH / QPSK / 1 RB

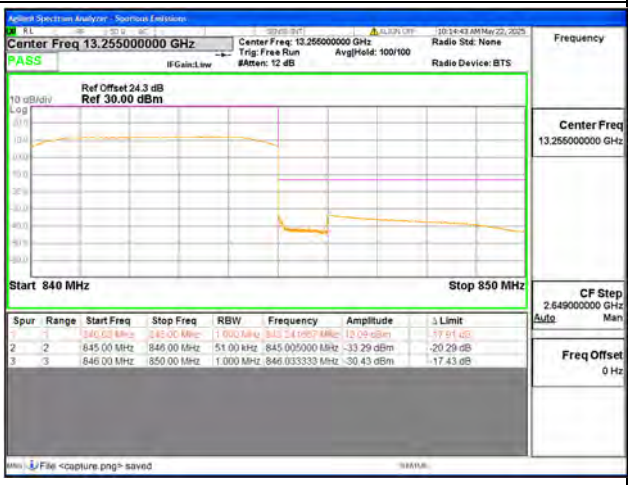

B19 / 5MHz / High CH / QPSK / FULL RB

B19 / 10MHz / Low CH / QPSK / 1 RB

B19 / 10MHz / Low CH / QPSK / FULL RB

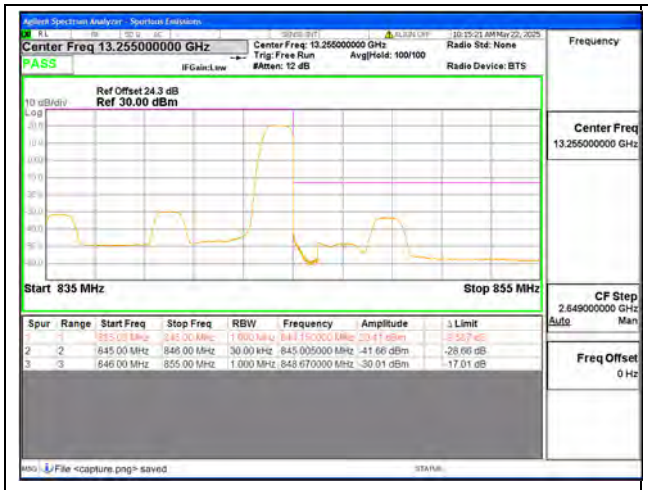

B19 / 10MHz / High CH / QPSK / 1 RB

B19 / 10MHz / High CH / QPSK / FULL RB

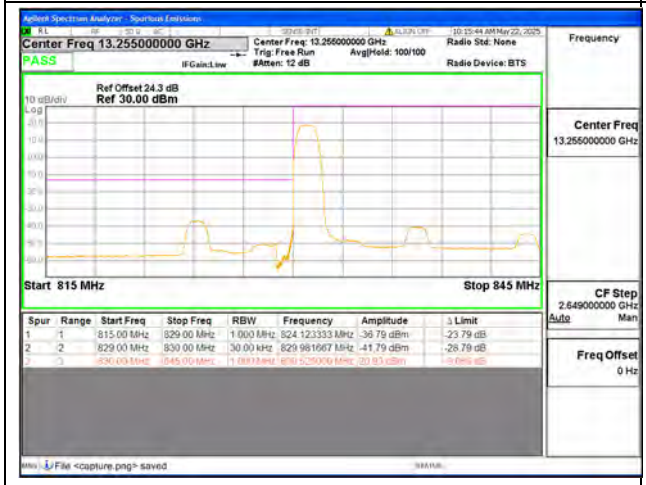

B19 / 15MHz / Low CH / QPSK / 1 RB

B19 / 15MHz / Low CH / QPSK / FULL RB

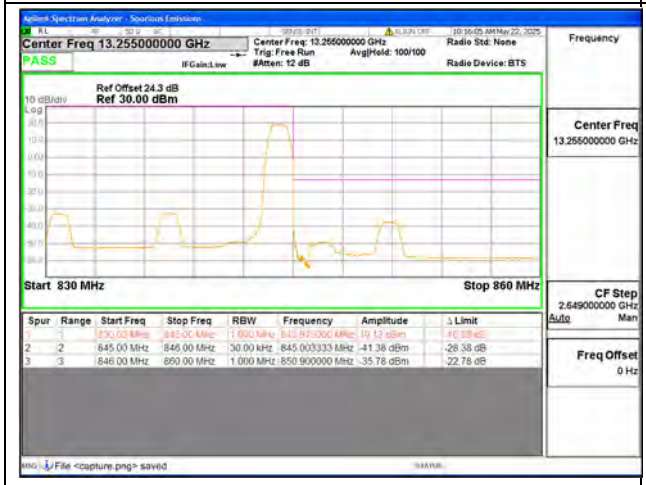

B19 / 15MHz / High CH / QPSK / 1 RB

B19 / 15MHz / High CH / QPSK / FULL RB

B25 / 1.4MHz / Low CH / QPSK / 1 RB

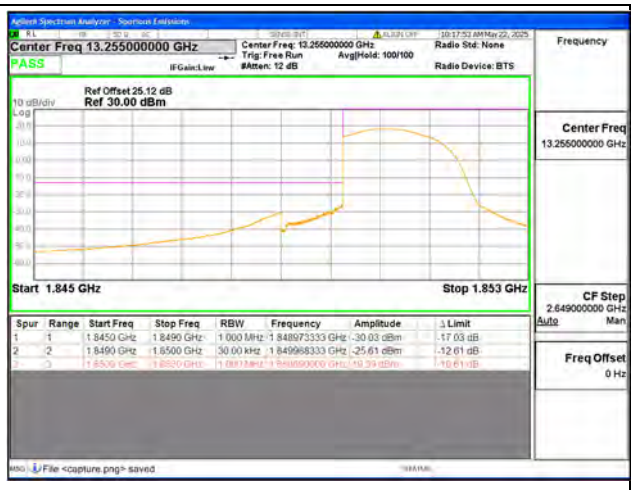

B25 / 1.4MHz / Low CH / QPSK / FULL RB

B25 / 1.4MHz / High CH / QPSK / 1 RB

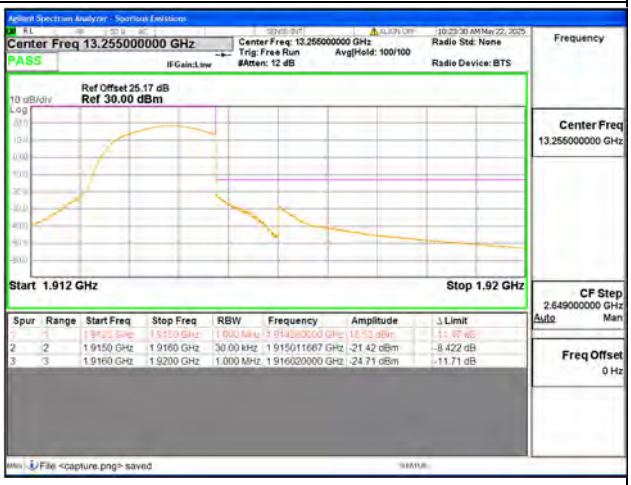

B25 / 1.4MHz / High CH / QPSK / FULL RB

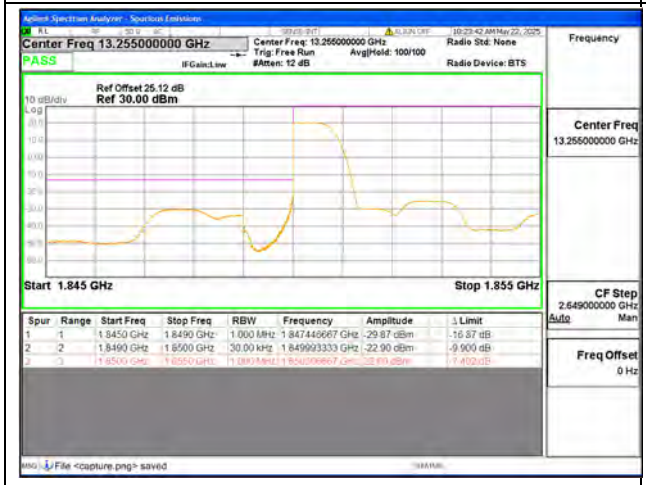

B25 / 3MHz / Low CH / QPSK / 1 RB

B25 / 3MHz / Low CH / QPSK / FULL RB

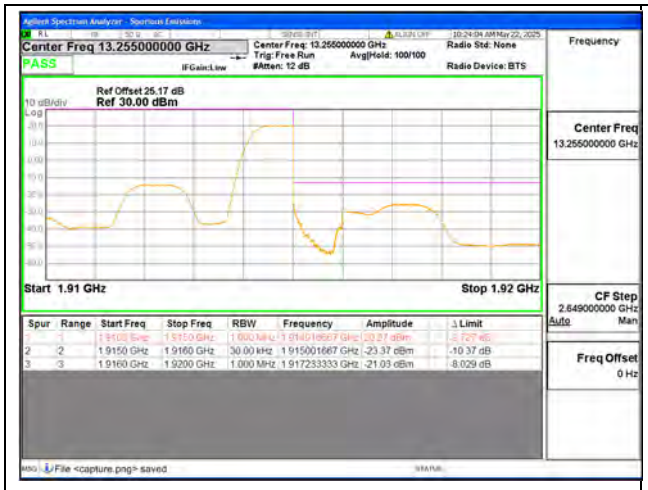

B25 / 3MHz / High CH / QPSK / 1 RB

B25 / 3MHz / High CH / QPSK / FULL RB

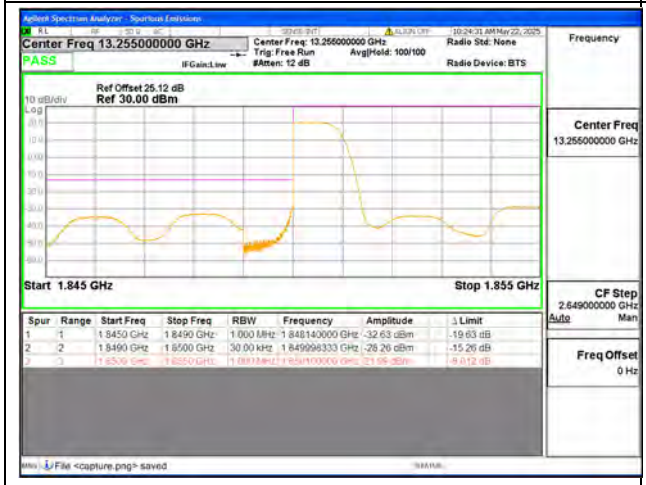

B25 / 5MHz / Low CH / QPSK / 1 RB

B25 / 5MHz / Low CH / QPSK / FULL RB

B25 / 5MHz / High CH / QPSK / 1 RB

B25 / 5MHz / High CH / QPSK / FULL RB

B25 / 10MHz / Low CH / QPSK / 1 RB

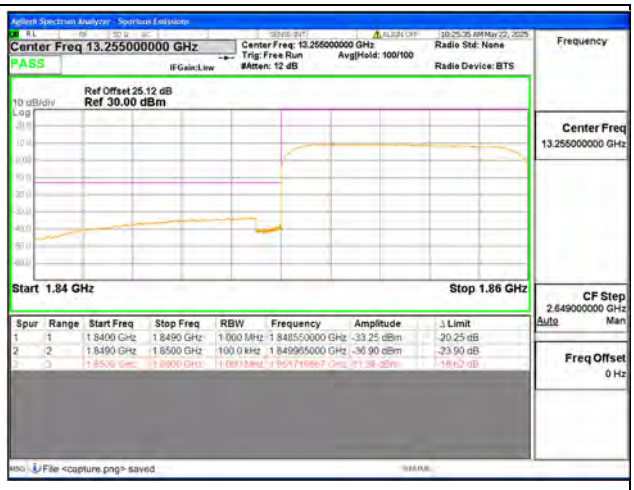

B25 / 10MHz / Low CH / QPSK / FULL RB

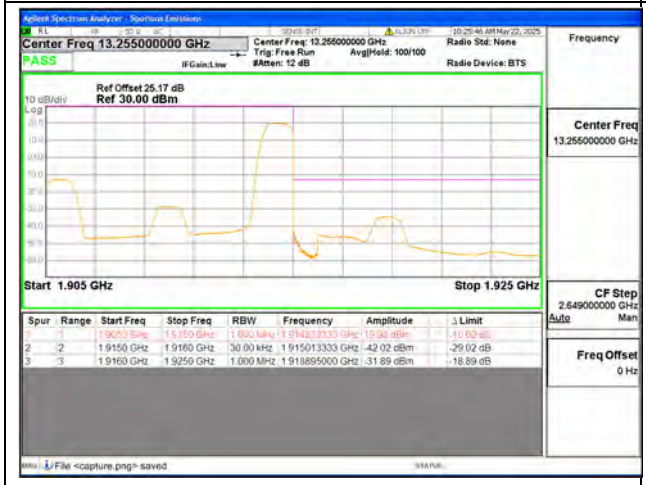

B25 / 10MHz / High CH / QPSK / 1 RB

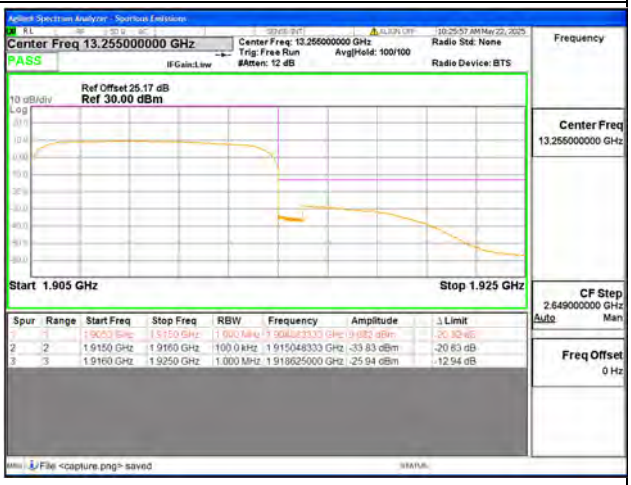

B25 / 10MHz / High CH / QPSK / FULL RB

B25 / 15MHz / Low CH / QPSK / 1 RB

B25 / 15MHz / Low CH / QPSK / FULL RB

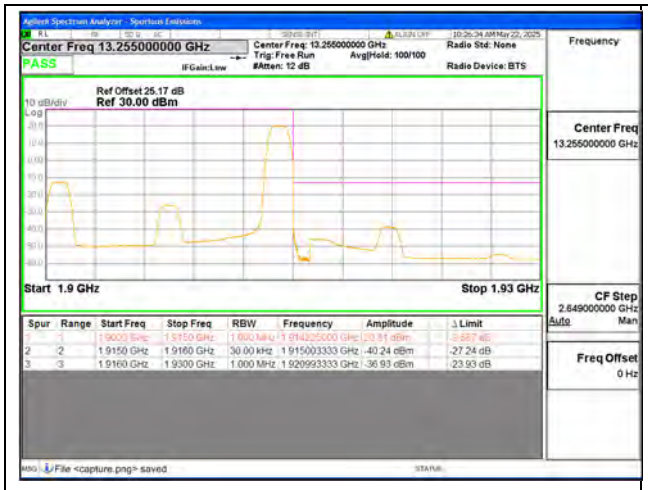

B25 / 15MHz / High CH / QPSK / 1 RB

B25 / 15MHz / High CH / QPSK / FULL RB

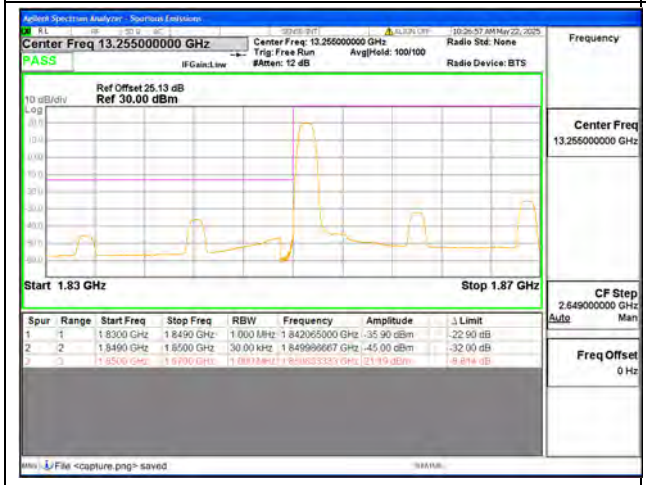

B25 / 20MHz / Low CH / QPSK / 1 RB

B25 / 20MHz / Low CH / QPSK / FULL RB

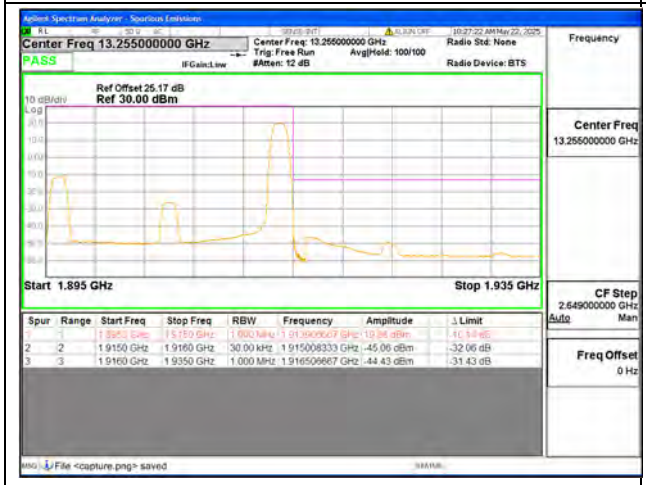

B25 / 20MHz / High CH / QPSK / 1 RB

B25 / 20MHz / High CH / QPSK / FULL RB

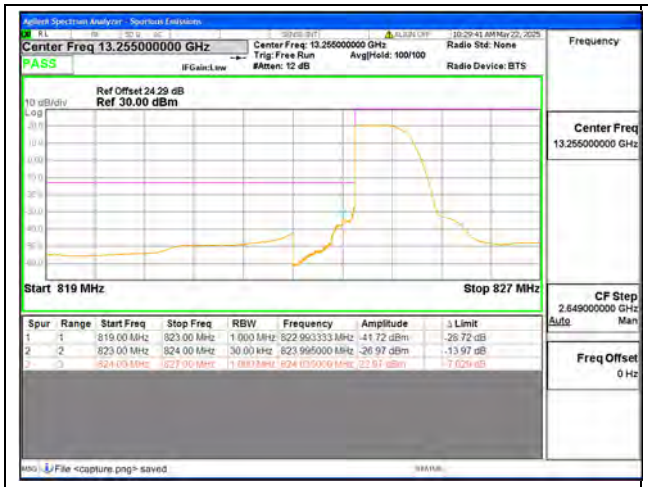

B26 Part22 / 1.4MHz / Low CH / QPSK / 1 RB

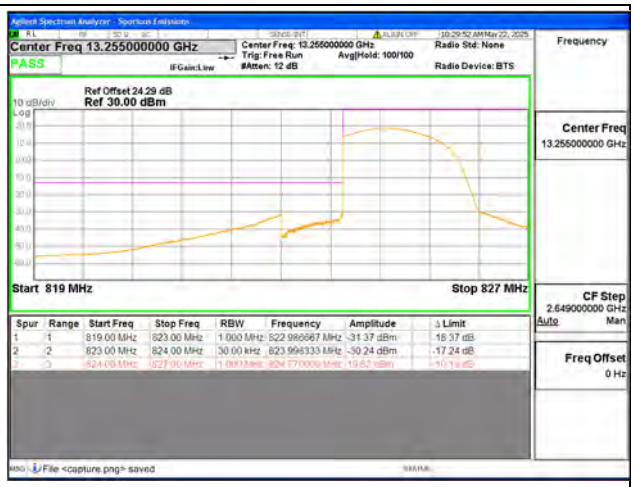

B26 Part22 / 1.4MHz / Low CH / QPSK / FULL RB

B26 Part22 / 1.4MHz / High CH / QPSK / 1 RB

B26 Part22 / 1.4MHz / High CH / QPSK / FULL RB

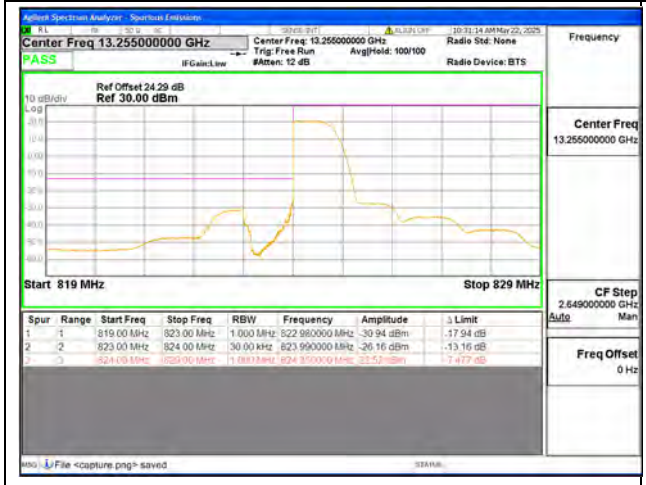

B26 Part22 / 3MHz / Low CH / QPSK / 1 RB

B26 Part22 / 3MHz / Low CH / QPSK / FULL RB

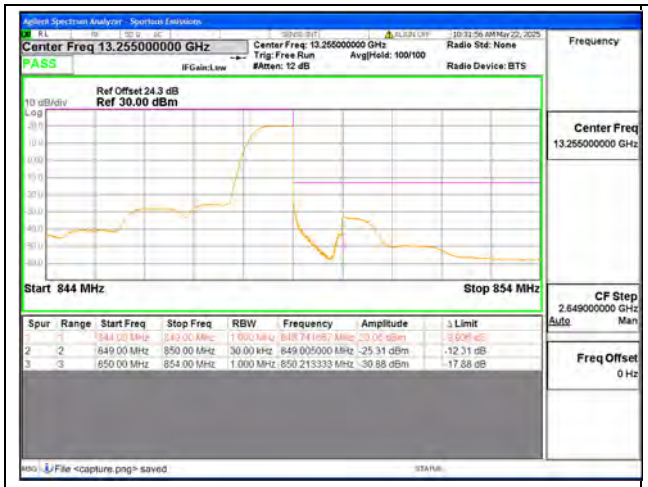

B26 Part22 / 3MHz / High CH / QPSK / 1 RB

B26 Part22 / 3MHz / High CH / QPSK / FULL RB

B26 Part22 / 5MHz / Low CH / QPSK / 1 RB

B26 Part22 / 5MHz / Low CH / QPSK / FULL RB

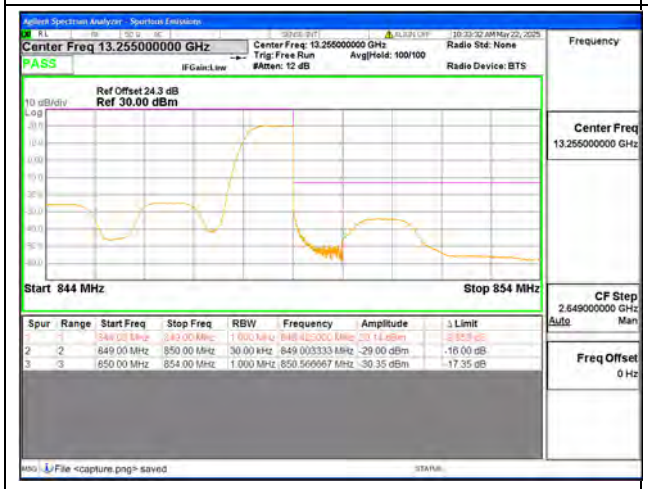

B26 Part22 / 5MHz / High CH / QPSK / 1 RB

B26 Part22 / 5MHz / High CH / QPSK / FULL RB

B26 Part22 / 10MHz / Low CH / QPSK / 1 RB

B26 Part22 / 10MHz / Low CH / QPSK / FULL RB

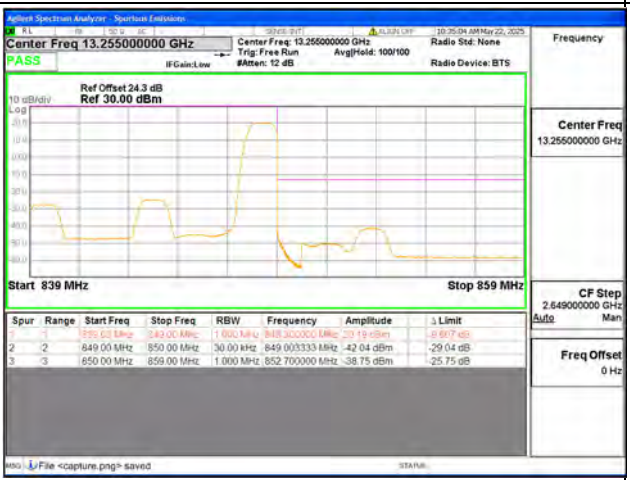

B26 Part22 / 10MHz / High CH / QPSK / 1 RB

B26 Part22 / 10MHz / High CH / QPSK / FULL RB

B26 Part22 / 15MHz / Low CH / QPSK / 1 RB

B26 Part22 / 15MHz / Low CH / QPSK / FULL RB

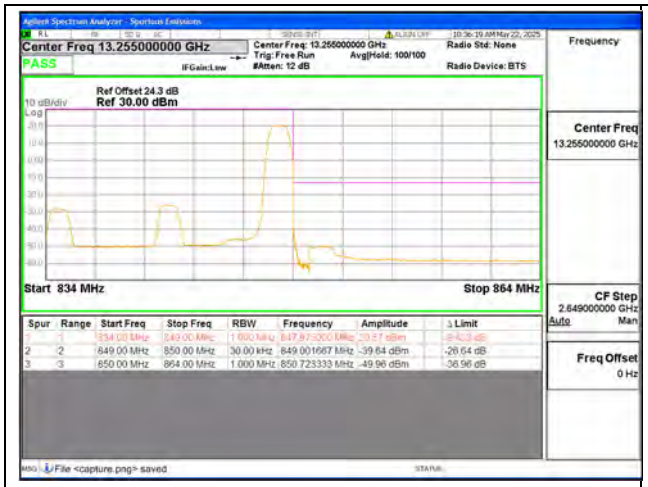	
B26 Part22 / 15MHz / High CH / QPSK / 1 RB	B26 Part22 / 15MHz / High CH / QPSK / FULL RB

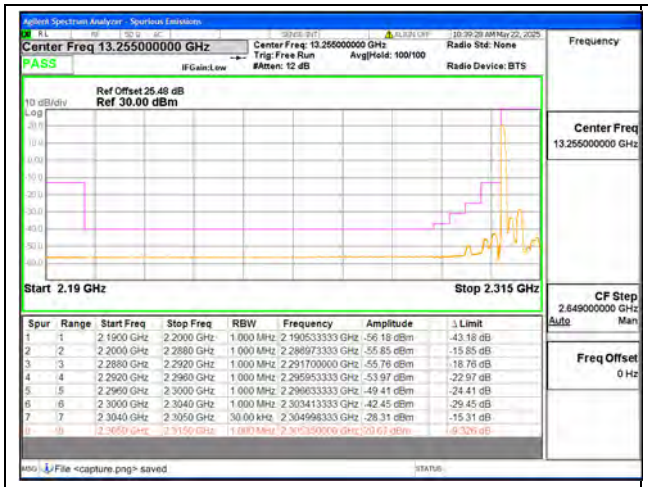

B30 / 5MHz / Low CH / QPSK / 1 RB

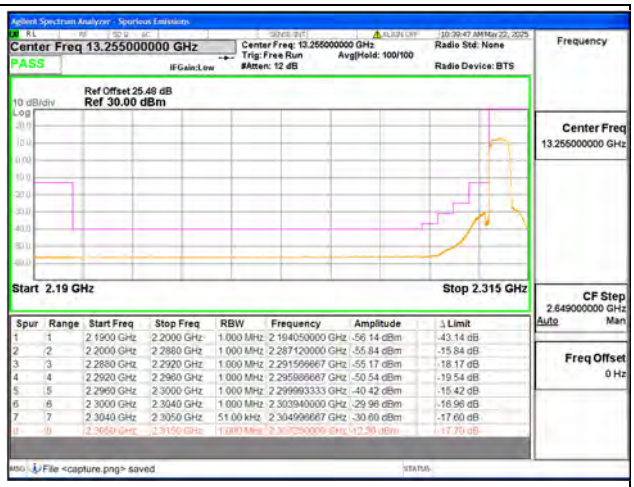

B30 / 5MHz / Low CH / QPSK / FULL RB

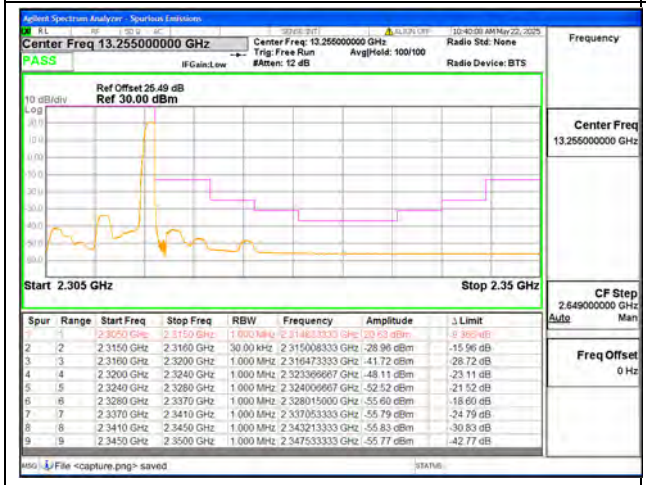

B30 / 5MHz / High CH / QPSK / 1 RB

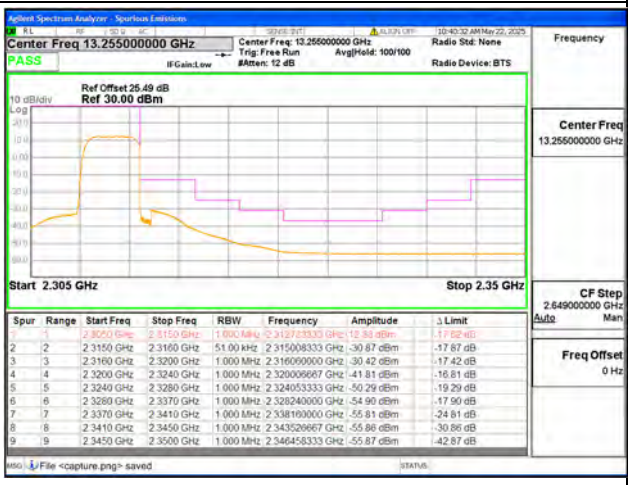

B30 / 5MHz / High CH / QPSK / FULL RB

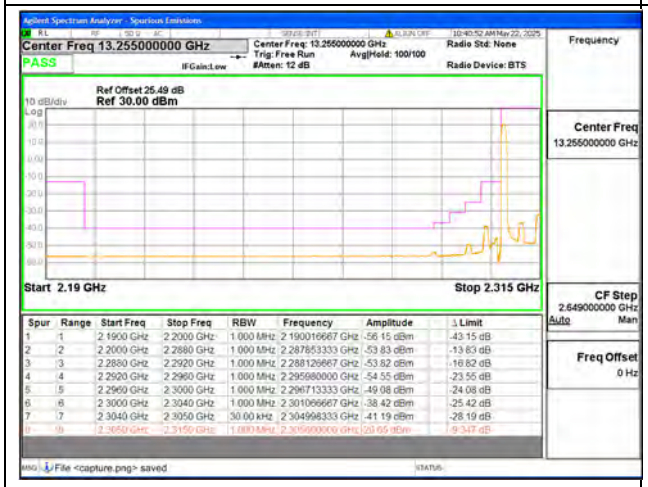

B30 / 10MHz / Low CH / QPSK / 1 RB

B30 / 10MHz / Low CH / QPSK / FULL RB

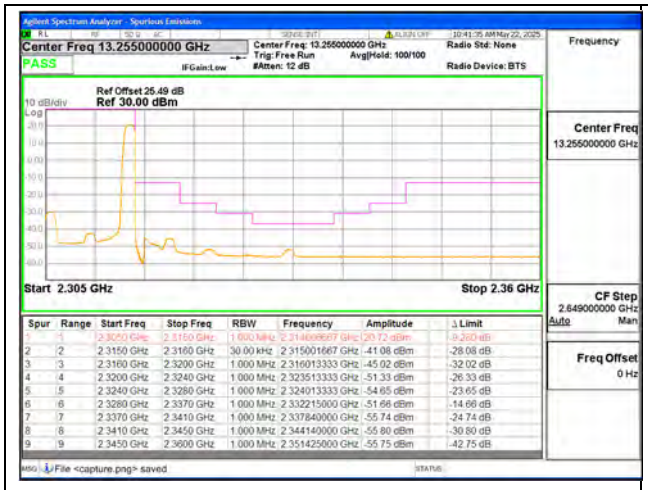

B30 / 10MHz / High CH / QPSK / 1 RB

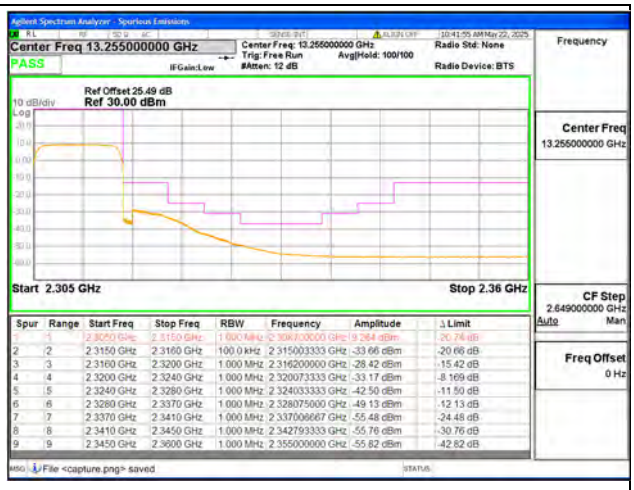

B30 / 10MHz / High CH / QPSK / FULL RB

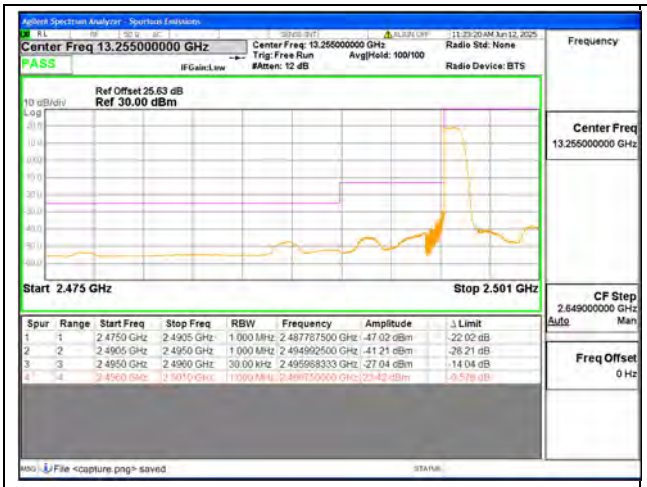

B41 / 5MHz / Low CH / QPSK / 1 RB

B41 / 5MHz / Low CH / QPSK / FULL RB

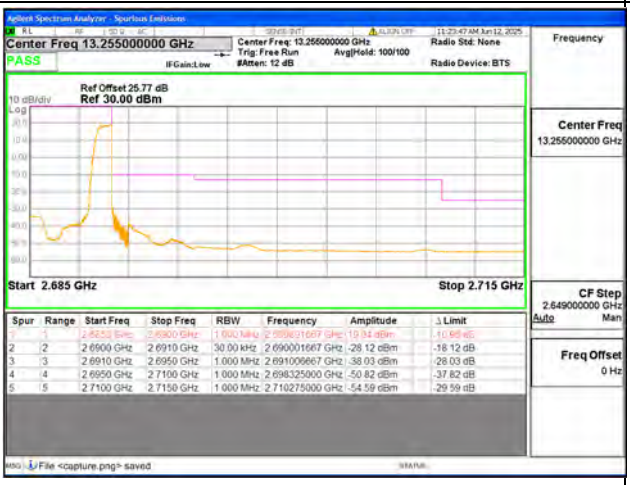

B41 / 5MHz / High CH / QPSK / 1 RB

B41 / 5MHz / High CH / QPSK / FULL RB

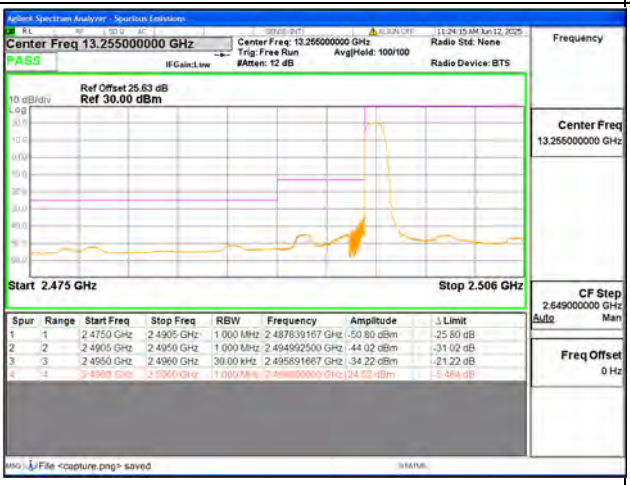

B41 / 10MHz / Low CH / QPSK / 1 RB

B41 / 10MHz / Low CH / QPSK / FULL RB

B41 / 10MHz / High CH / QPSK / 1 RB

B41 / 10MHz / High CH / QPSK / FULL RB

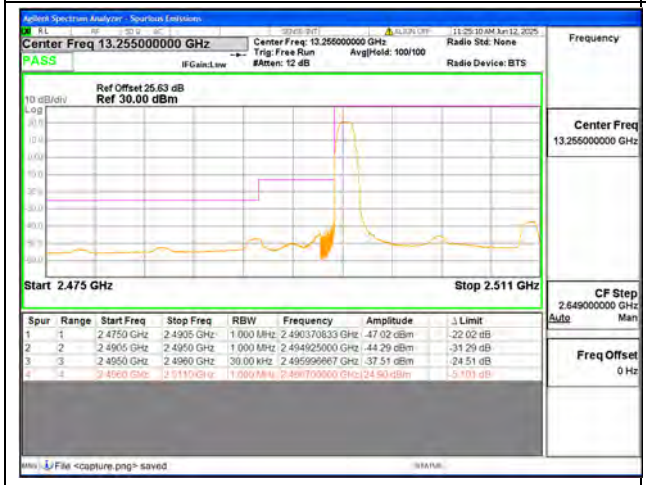

B41 / 15MHz / Low CH / QPSK / 1 RB

B41 / 15MHz / Low CH / QPSK / FULL RB

B41 / 15MHz / High CH / QPSK / 1 RB

B41 / 15MHz / High CH / QPSK / FULL RB

B41 / 20MHz / Low CH / QPSK / 1 RB

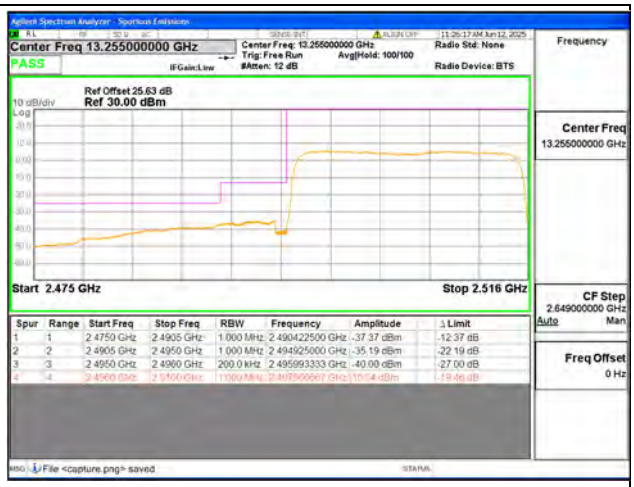

B41 / 20MHz / Low CH / QPSK / FULL RB

B41 / 20MHz / High CH / QPSK / 1 RB

B41 / 20MHz / High CH / QPSK / FULL RB

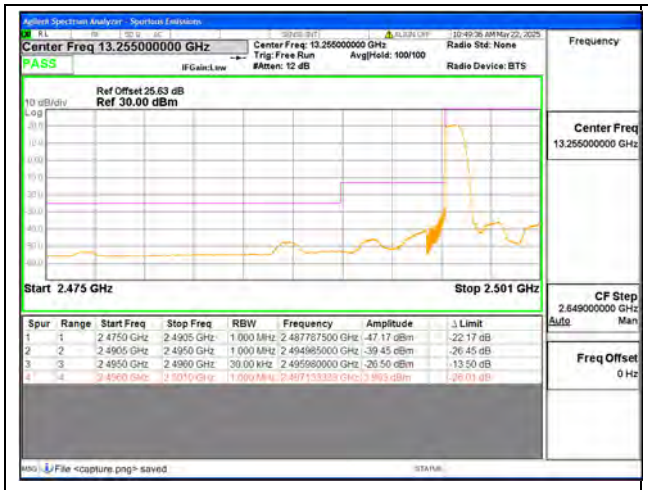

B41 / 5MHz / Low CH / QPSK / 1 RB

B41 / 5MHz / Low CH / QPSK / FULL RB

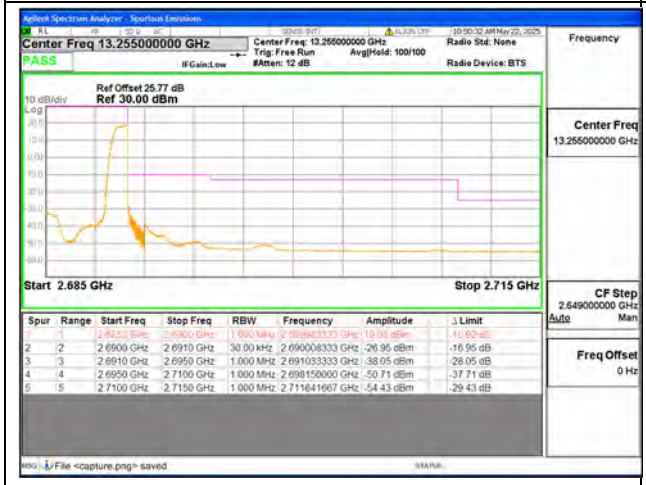

B41 / 5MHz / High CH / QPSK / 1 RB

B41 / 5MHz / High CH / QPSK / FULL RB

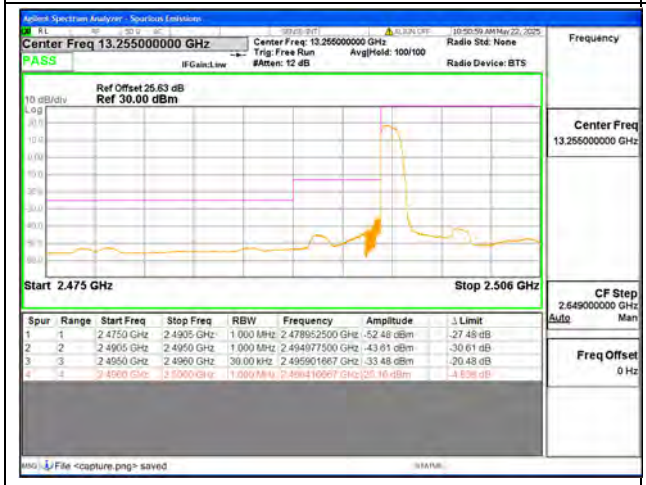

B41 / 10MHz / Low CH / QPSK / 1 RB

B41 / 10MHz / Low CH / QPSK / FULL RB

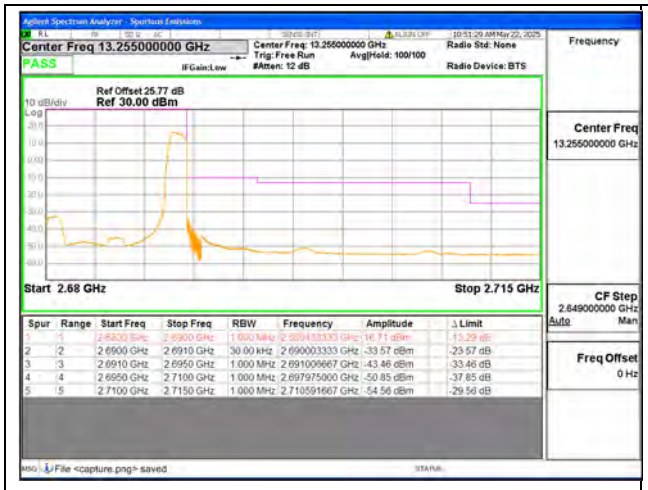

B41 / 10MHz / High CH / QPSK / 1 RB

B41 / 10MHz / High CH / QPSK / FULL RB

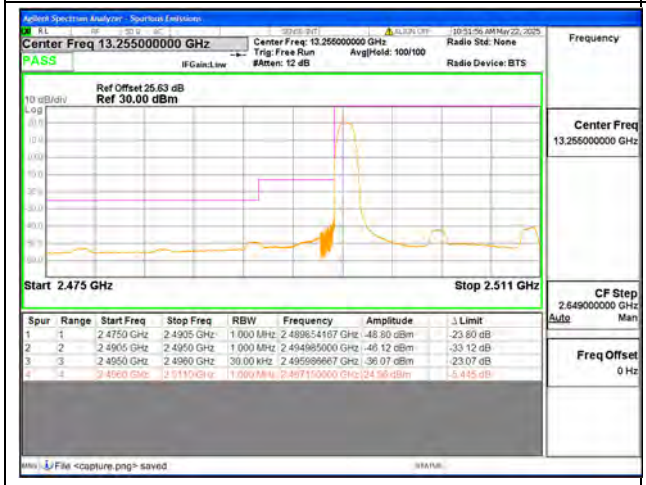

B41 / 15MHz / Low CH / QPSK / 1 RB

B41 / 15MHz / Low CH / QPSK / FULL RB

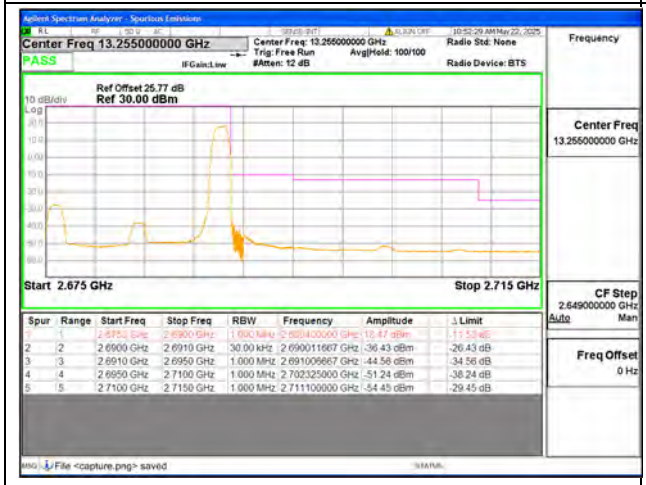

B41 / 15MHz / High CH / QPSK / 1 RB

B41 / 15MHz / High CH / QPSK / FULL RB

B41 / 20MHz / Low CH / QPSK / 1 RB

B41 / 20MHz / Low CH / QPSK / FULL RB

B41 / 20MHz / High CH / QPSK / 1 RB

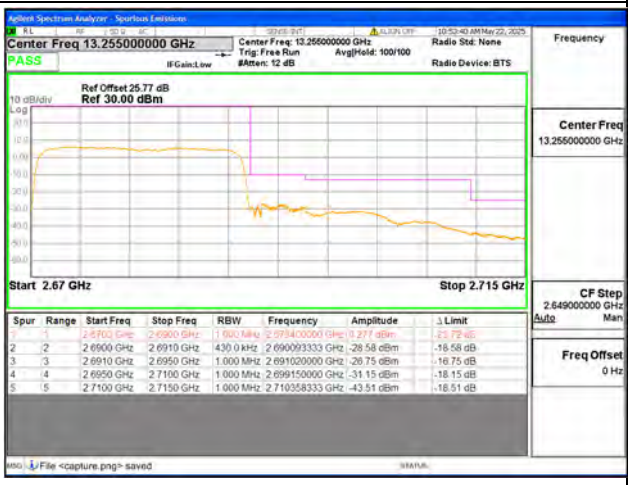

B41 / 20MHz / High CH / QPSK / FULL RB

B66 / 1.4MHz / Low CH / QPSK / 1 RB

B66 / 1.4MHz / Low CH / QPSK / FULL RB

B66 / 1.4MHz / High CH / QPSK / 1 RB

B66 / 1.4MHz / High CH / QPSK / FULL RB

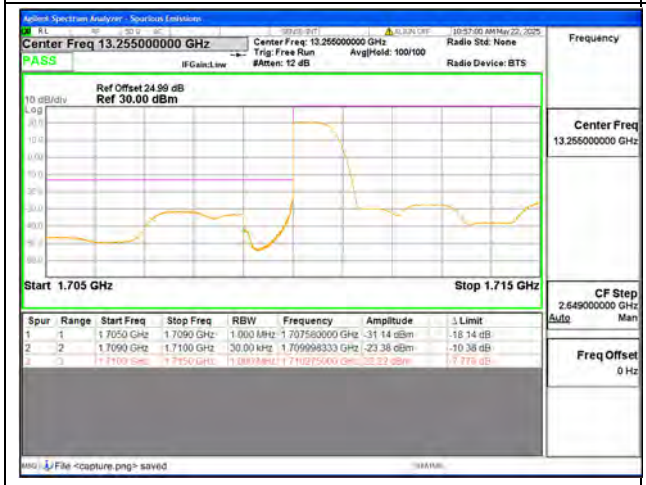

B66 / 3MHz / Low CH / QPSK / 1 RB

B66 / 3MHz / Low CH / QPSK / FULL RB

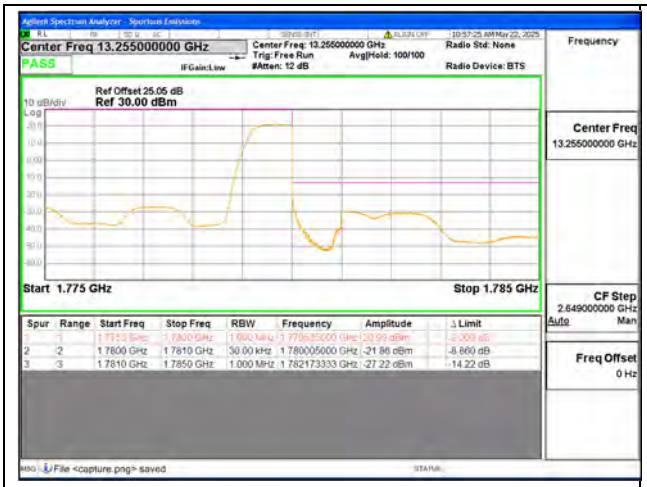

B66 / 3MHz / High CH / QPSK / 1 RB

B66 / 3MHz / High CH / QPSK / FULL RB

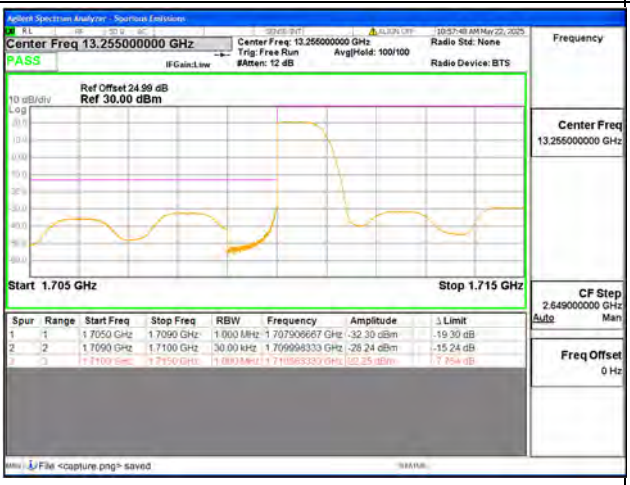

B66 / 5MHz / Low CH / QPSK / 1 RB

B66 / 5MHz / Low CH / QPSK / FULL RB

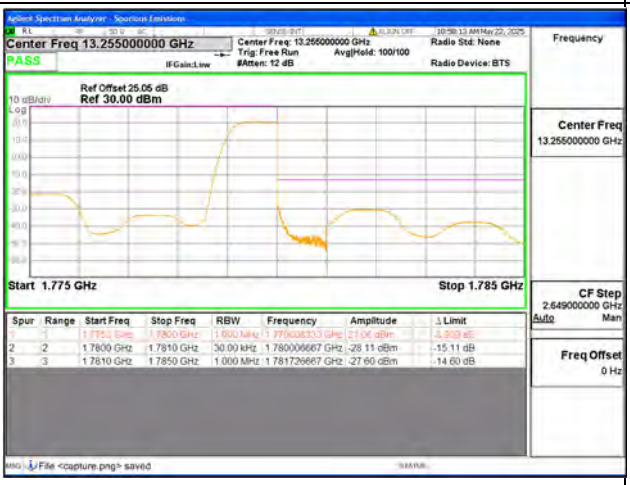

B66 / 5MHz / High CH / QPSK / 1 RB

B66 / 5MHz / High CH / QPSK / FULL RB

B66 / 10MHz / Low CH / QPSK / 1 RB

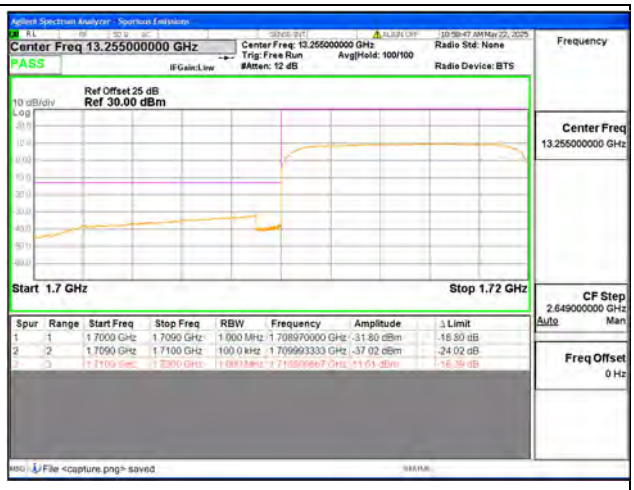

B66 / 10MHz / Low CH / QPSK / FULL RB

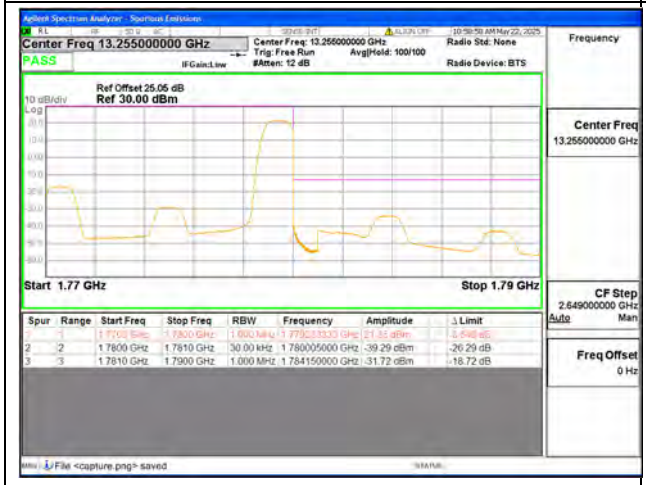

B66 / 10MHz / High CH / QPSK / 1 RB

B66 / 10MHz / High CH / QPSK / FULL RB

B66 / 15MHz / Low CH / QPSK / 1 RB

B66 / 15MHz / Low CH / QPSK / FULL RB

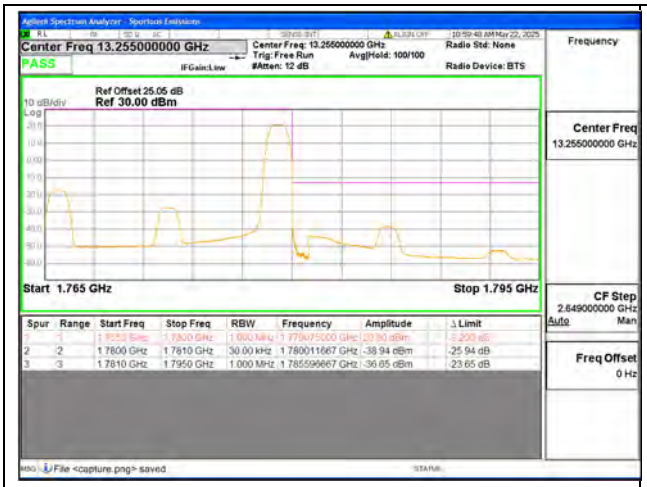

B66 / 15MHz / High CH / QPSK / 1 RB

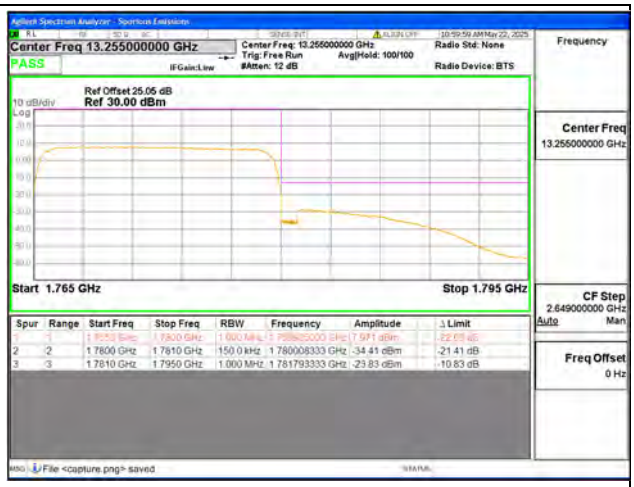

B66 / 15MHz / High CH / QPSK / FULL RB

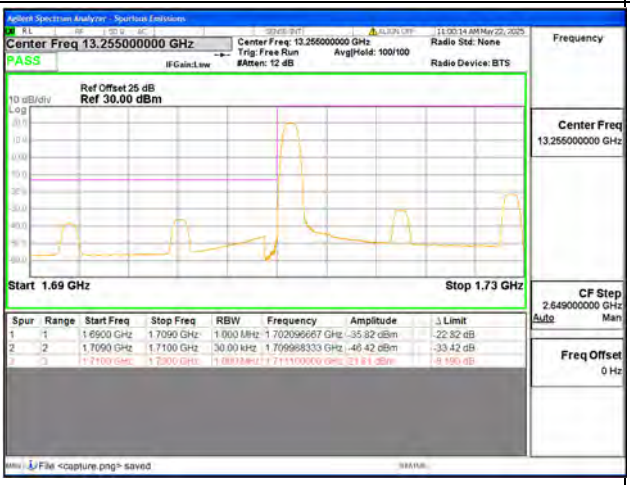

B66 / 20MHz / Low CH / QPSK / 1 RB

B66 / 20MHz / Low CH / QPSK / FULL RB

B66 / 20MHz / High CH / QPSK / 1 RB

B66 / 20MHz / High CH / QPSK / FULL RB

B71 / 5MHz / Low CH / QPSK / 1 RB

B71 / 5MHz / Low CH / QPSK / FULL RB

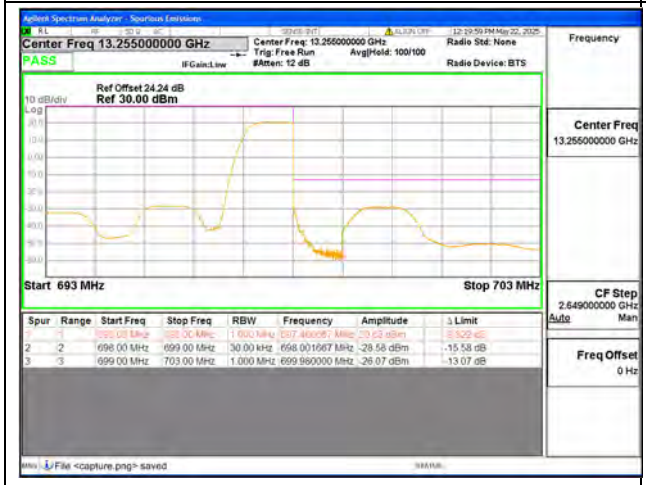

B71 / 5MHz / High CH / QPSK / 1 RB

B71 / 5MHz / High CH / QPSK / FULL RB

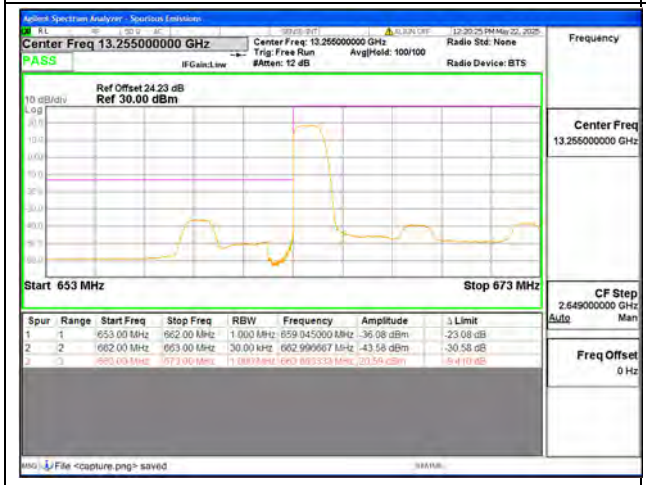

B71 / 10MHz / Low CH / QPSK / 1 RB

B71 / 10MHz / Low CH / QPSK / FULL RB