Appendix E: Test Data for E-UTRA Band 7

Product Name: Brama L

Trade Mark: N/A

Test Model: ID

Environmental Conditions

Temperature:	22.9° C
Relative Humidity:	53.4%
ATM Pressure:	100.0 kPa
Test Engineer:	Diamond Lu
Supervised by:	Li Huan

E.1 Conducted Output Power

Conducted Output Power Test Result (Channel Bandwidth: 5 MHz)						
Modulation	Channel	RB Configuration		Average Power [dBm]	Average Power [dBm]	Verdict
		Size	Offset	QPSK	16QAM	
QPSK / 16QAM	LCH	1	0	21.15	21.20	PASS
		1	12	21.14	21.16	PASS
		1	24	21.93	20.97	PASS
		12	0	21.22	21.26	PASS
		12	6	21.24	21.25	PASS
		12	13	21.09	21.08	PASS
		25	0	21.22	21.21	PASS
	MCH	1	0	22.95	22.06	PASS
		1	12	22.70	22.07	PASS
		1	24	22.96	21.88	PASS
		12	0	21.93	22.82	PASS
		12	6	21.92	21.00	PASS
		12	13	21.82	22.94	PASS
		25	0	21.88	22.88	PASS
	HCH	1	0	22.02	21.11	PASS
		1	12	22.06	21.00	PASS
		1	24	22.16	22.95	PASS
		12	0	21.05	22.09	PASS
		12	6	21.08	22.10	PASS
		12	13	21.01	22.05	PASS
		25	0	21.09	22.11	PASS

Conducted Output Power Test Result (Channel Bandwidth: 10 MHz)						
Modulation	Channel	RB Configuration		Average Power [dBm]	Average Power [dBm]	Verdict
		Size	Offset	QPSK	16QAM	
QPSK / 16QAM	LCH	1	0	21.06	22.21	PASS
		1	24	20.98	22.38	PASS
		1	49	21.21	22.29	PASS
		25	0	22.22	22.23	PASS
		25	12	22.25	22.23	PASS
		25	25	22.17	22.24	PASS
		50	0	22.21	22.19	PASS
	MCH	1	0	23.01	21.77	PASS
		1	24	22.60	22.17	PASS
		1	49	23.06	22.15	PASS
		25	0	21.86	22.88	PASS
		25	12	22.04	21.05	PASS
		25	25	22.03	21.06	PASS
		50	0	21.91	22.91	PASS
	HCH	1	0	22.23	21.15	PASS
		1	24	22.02	22.96	PASS
		1	49	22.02	22.91	PASS
		25	0	21.16	22.25	PASS
		25	12	21.16	22.22	PASS
		25	25	21.16	22.17	PASS
		50	0	21.13	22.17	PASS

This report shall not be reproduced except in full, without the written approval of Shenzhen LCS Compliance Testing Laboratory Ltd.

Conducted Output Power Test Result (Channel Bandwidth: 15 MHz)						
Modulation	Channel	RB Configuration		Average Power [dBm]	Average Power [dBm]	Verdict
		Size	Offset	QPSK	16QAM	
QPSK / 16QAM	LCH	1	0	21.80	22.13	PASS
		1	37	21.74	22.02	PASS
		1	74	21.03	22.34	PASS
		37	0	22.13	22.09	PASS
		37	18	22.09	22.16	PASS
		37	38	22.39	22.35	PASS
		75	0	22.05	21.04	PASS
	MCH	1	0	22.79	21.76	PASS
		1	37	22.11	21.66	PASS
		1	74	22.78	20.99	PASS
		37	0	21.76	20.99	PASS
		37	18	21.71	21.74	PASS
		37	38	21.03	21.70	PASS
		75	0	21.79	22.73	PASS
	HCH	1	0	21.67	21.06	PASS
		1	37	21.65	22.80	PASS
		1	74	21.91	22.83	PASS
		37	0	22.84	22.82	PASS
		37	18	21.06	21.09	PASS
		37	38	22.84	22.85	PASS
		75	0	21.07	22.02	PASS

This report shall not be reproduced except in full, without the written approval of Shenzhen LCS Compliance Testing Laboratory Ltd.

Conducted Output Power Test Result (Channel Bandwidth: 20 MHz)						
Modulation	Channel	RB Configuration		Average Power [dBm]	Average Power [dBm]	Verdict
		Size	Offset	QPSK	16QAM	
QPSK / 16QAM	LCH	1	0	21.65	22.73	PASS
		1	49	21.15	21.88	PASS
		1	99	22.85	22.21	PASS
		50	0	22.87	21.42	PASS
		50	25	21.91	21.88	PASS
		50	50	21.43	21.93	PASS
		100	0	21.16	21.19	PASS
	MCH	1	0	22.59	20.98	PASS
		1	49	21.85	21.72	PASS
		1	99	22.97	22.04	PASS
		50	0	21.47	22.46	PASS
		50	25	21.84	22.86	PASS
		50	50	21.83	22.86	PASS
		100	0	21.60	22.61	PASS
	HCH	1	0	21.96	21.06	PASS
		1	49	21.47	22.56	PASS
		1	99	21.51	22.54	PASS
		50	0	22.93	22.02	PASS
		50	25	22.87	22.02	PASS
		50	50	22.92	22.00	PASS
		100	0	22.89	21.96	PASS

This report shall not be reproduced except in full, without the written approval of Shenzhen LCS Compliance Testing Laboratory Ltd.

E.2 Peak-to-Average Ratio

Peak-to Average Ratio Test Result (Channel Bandwidth: 5 MHz)				
Modulation	Channel	Peak-to-Average Ratio [dB]	Limit [dB]	Verdict
QPSK	LCH	5.06	<13	PASS
	MCH	4.86	<13	PASS
	HCH	4.58	<13	PASS
16QAM	LCH	5.87	<13	PASS
	MCH	5.61	<13	PASS
	HCH	5.46	<13	PASS

Peak-to Average Ratio Test Result (Channel Bandwidth: 10 MHz)				
Modulation	Channel	Peak-to-Average Ratio [dB]	Limit [dB]	Verdict
QPSK	LCH	5.1	<13	PASS
	MCH	4.81	<13	PASS
	HCH	4.6	<13	PASS
16QAM	LCH	5.89	<13	PASS
	MCH	5.64	<13	PASS
	HCH	5.5	<13	PASS

Peak-to Average Ratio Test Result (Channel Bandwidth: 15 MHz)				
Modulation	Channel	Peak-to-Average Ratio [dB]	Limit [dB]	Verdict
QPSK	LCH	5.43	<13	PASS
	MCH	5.15	<13	PASS
	HCH	4.97	<13	PASS
16QAM	LCH	6.07	<13	PASS
	MCH	5.82	<13	PASS
	HCH	5.69	<13	PASS

Peak-to Average Ratio Test Result (Channel Bandwidth: 20 MHz)				
Modulation	Channel	Peak-to-Average Ratio [dB]	Limit [dB]	Verdict
QPSK	LCH	5.3	<13	PASS
	MCH	5.12	<13	PASS
	HCH	5.06	<13	PASS
16QAM	LCH	6.07	<13	PASS
	MCH	5.91	<13	PASS
	HCH	5.82	<13	PASS

This report shall not be reproduced except in full, without the written approval of Shenzhen LCS Compliance Testing Laboratory Ltd.

Peak-to Average Ratio Test Graph(s) (Channel Bandwidth: 5 MHz)_LCH_QPSK

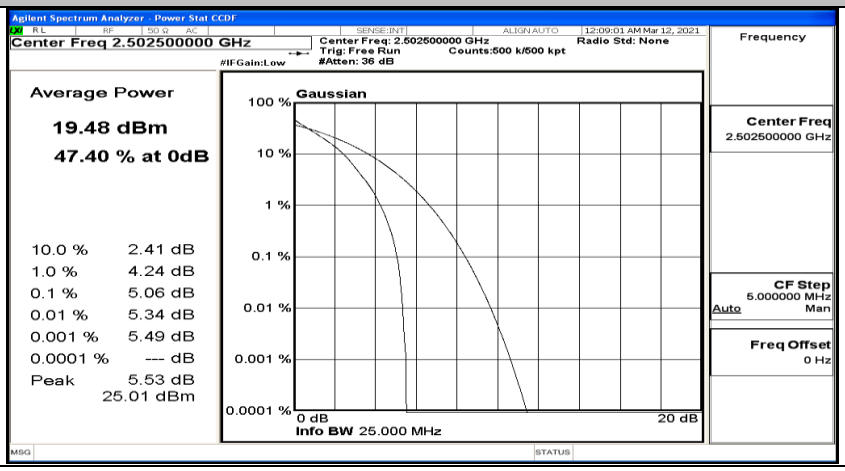

Peak-to Average Ratio Test Graph(s) (Channel Bandwidth: 5 MHz)_MCH_QPSK

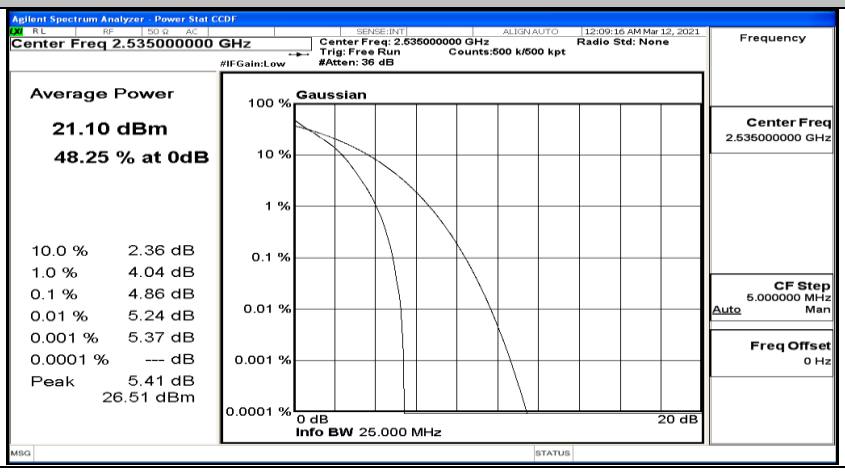

Peak-to Average Ratio Test Graph(s) (Channel Bandwidth: 5 MHz)_HCH_QPSK

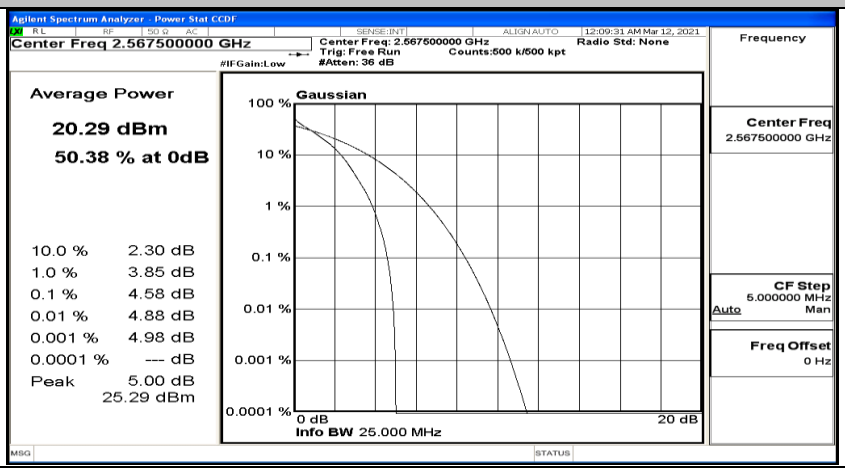

Peak-to Average Ratio Test Graph(s) (Channel Bandwidth: 5 MHz)_LCH_16QAM

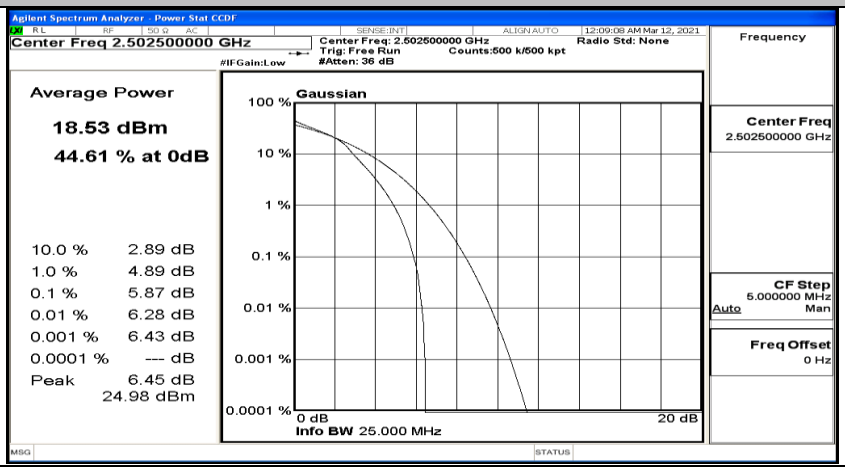

Peak-to Average Ratio Test Graph(s) (Channel Bandwidth: 5 MHz)_MCH_16QAM

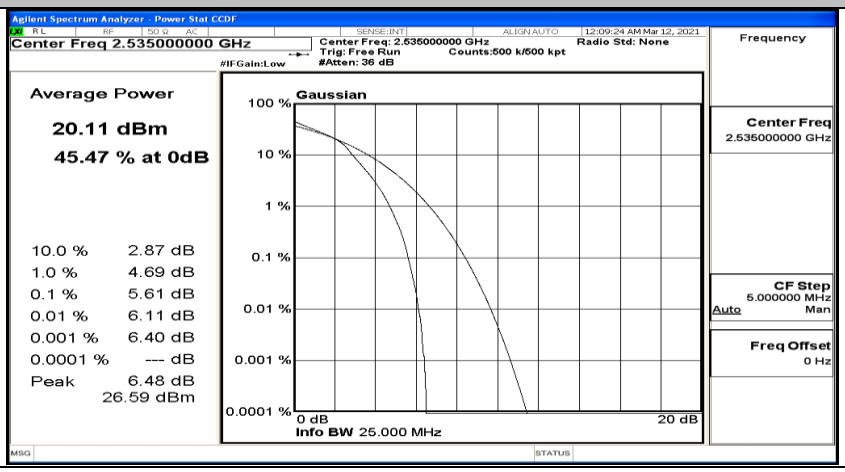

Peak-to Average Ratio Test Graph(s) (Channel Bandwidth: 5 MHz)_HCH_16QAM

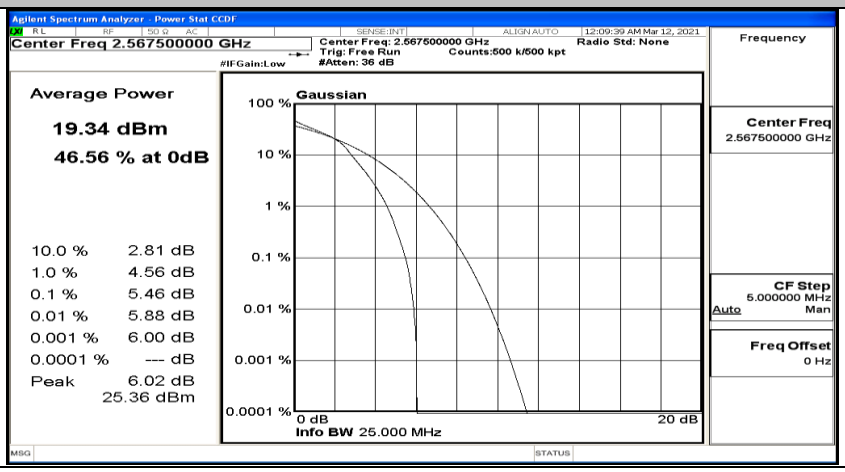

Peak-to Average Ratio Test Graph(s) (Channel Bandwidth: 10 MHz)_LCH_QPSK

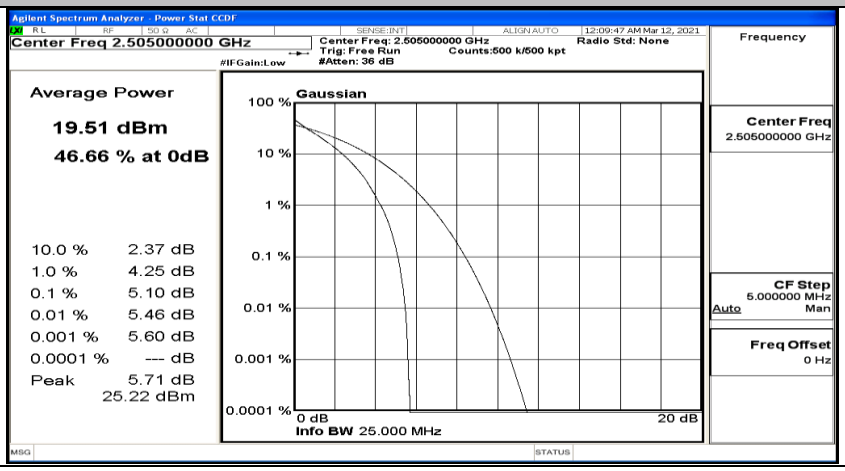

Peak-to Average Ratio Test Graph(s) (Channel Bandwidth: 10 MHz)_MCH_QPSK

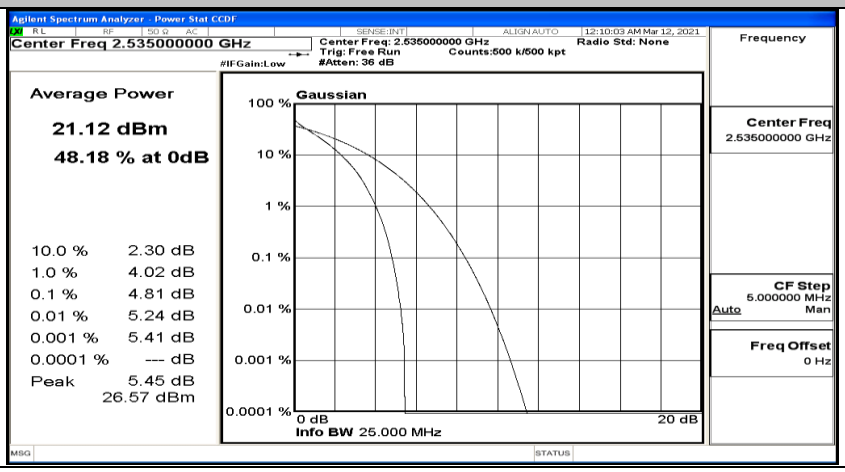

Peak-to Average Ratio Test Graph(s) (Channel Bandwidth: 10 MHz)_HCH_QPSK

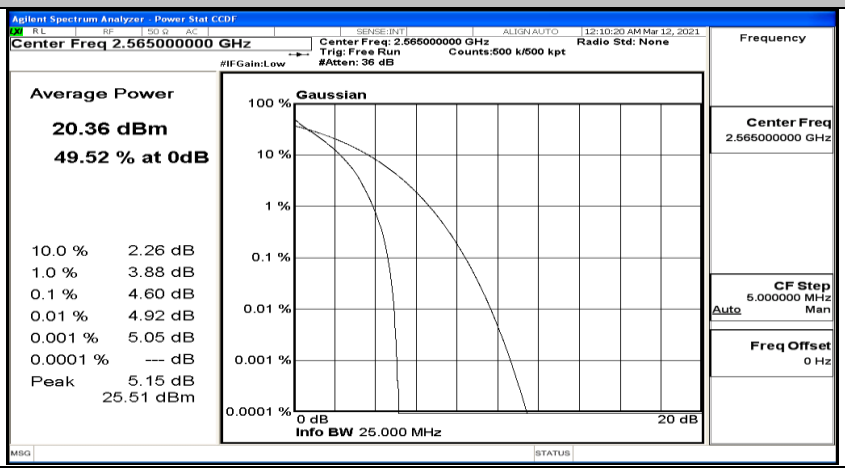

Peak-to Average Ratio Test Graph(s) (Channel Bandwidth: 10 MHz)_LCH_16QAM

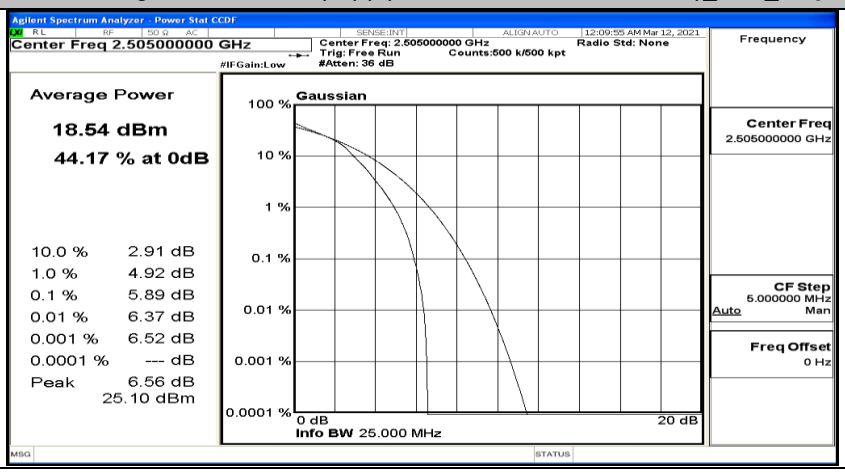

Peak-to Average Ratio Test Graph(s) (Channel Bandwidth: 10 MHz)_MCH_16QAM

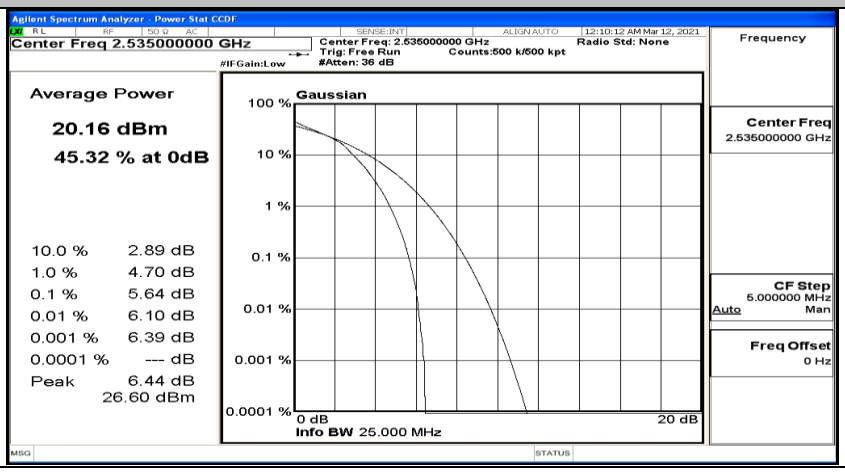

Peak-to Average Ratio Test Graph(s) (Channel Bandwidth: 10 MHz)_HCH_16QAM

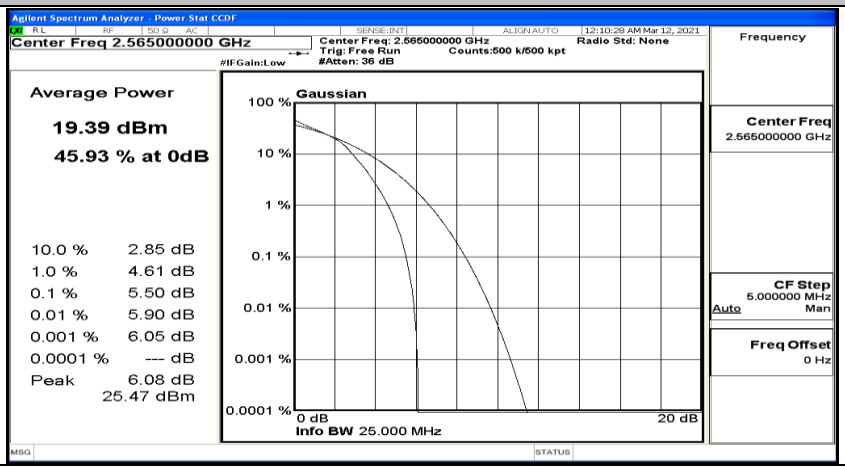

Peak-to Average Ratio Test Graph(s) (Channel Bandwidth:15 MHz)_LCH_QPSK

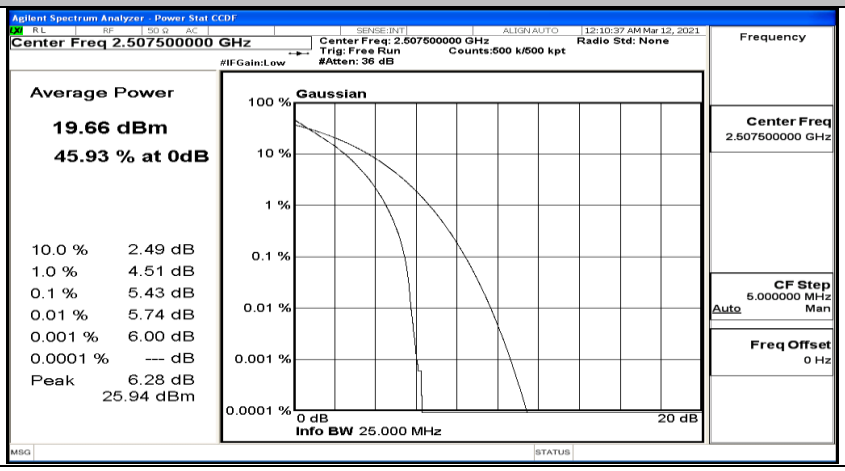

Peak-to Average Ratio Test Graph(s) (Channel Bandwidth:15 MHz)_MCH_QPSK

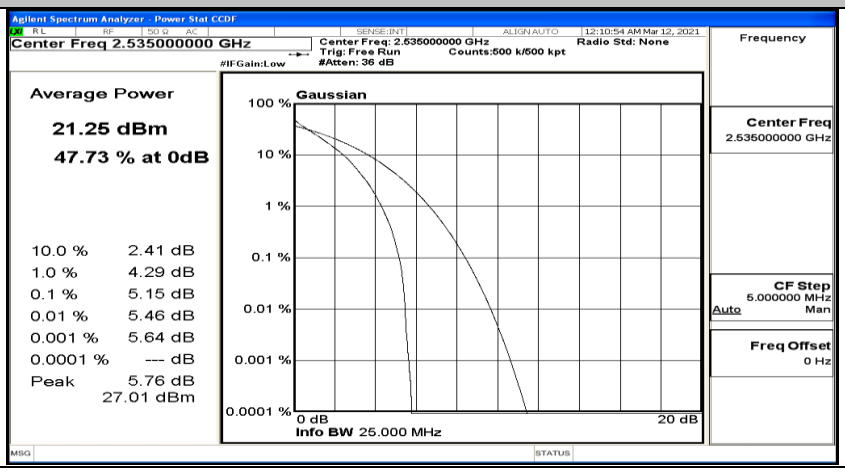

Peak-to Average Ratio Test Graph(s) (Channel Bandwidth:15 MHz)_HCH_QPSK

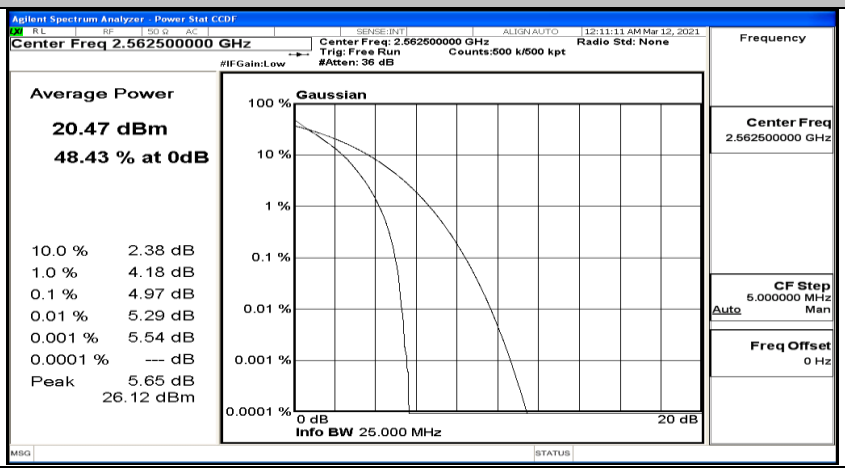

Peak-to Average Ratio Test Graph(s) (Channel Bandwidth:15 MHz)_LCH_16QAM

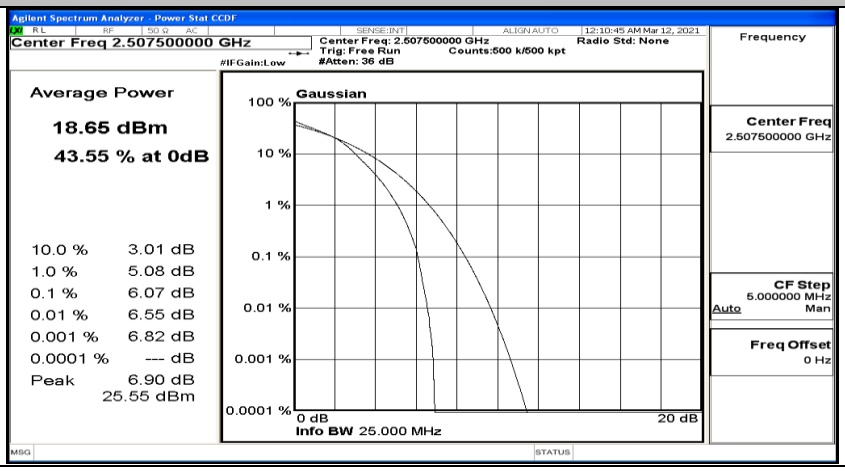

Peak-to Average Ratio Test Graph(s) (Channel Bandwidth:15 MHz)_MCH_16QAM

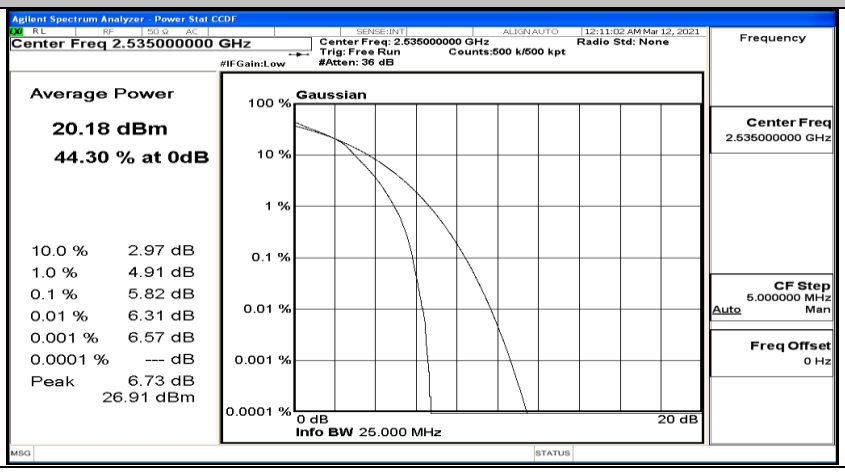

Peak-to Average Ratio Test Graph(s) (Channel Bandwidth:15 MHz)_HCH_16QAM

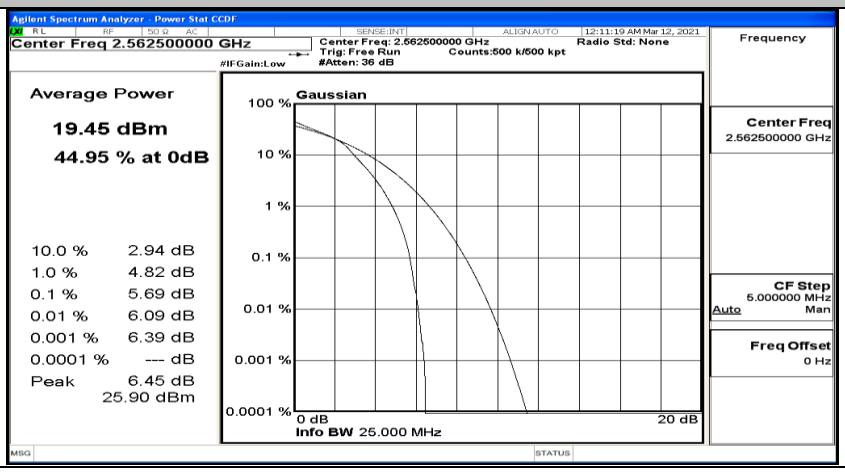

Peak-to Average Ratio Test Graph(s) (Channel Bandwidth:20 MHz)_LCH_QPSK

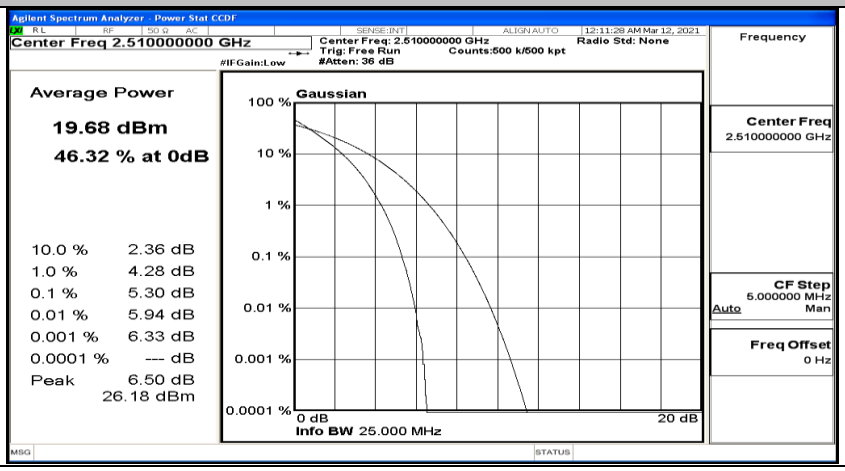

Peak-to Average Ratio Test Graph(s) (Channel Bandwidth:20 MHz)_MCH_QPSK

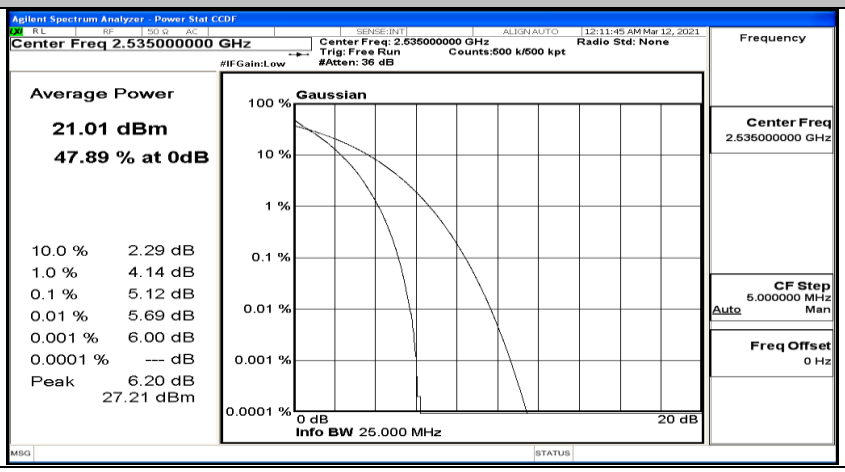

Peak-to Average Ratio Test Graph(s) (Channel Bandwidth:20 MHz)_HCH_QPSK

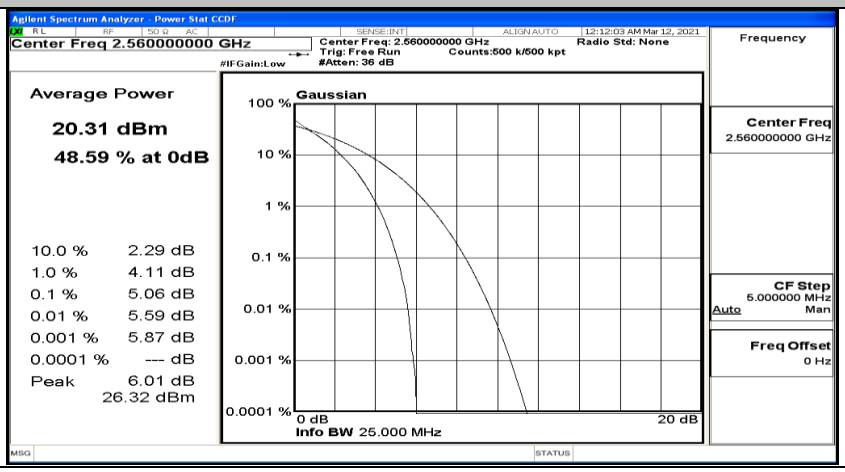

Peak-to Average Ratio Test Graph(s) (Channel Bandwidth:20 MHz)_LCH_16QAM

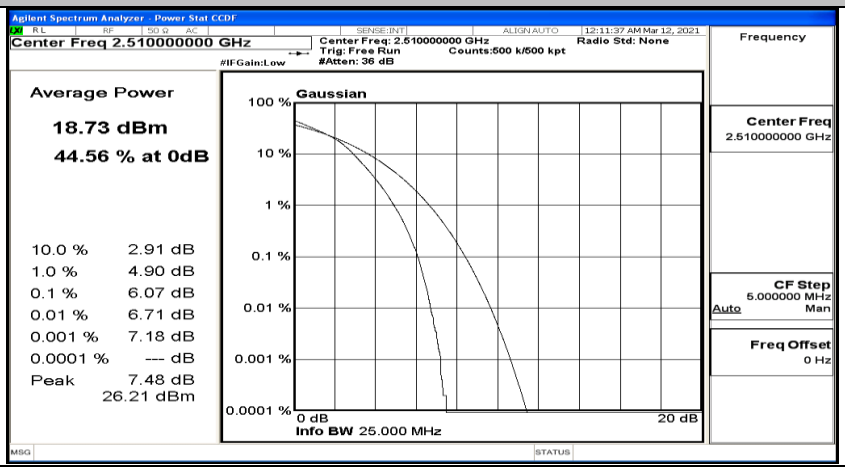

Peak-to Average Ratio Test Graph(s) (Channel Bandwidth:20 MHz)_MCH_16QAM

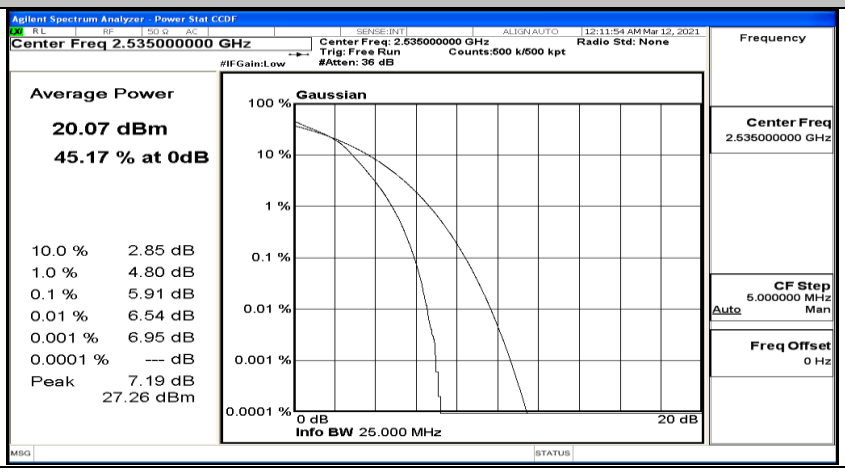

Peak-to Average Ratio Test Graph(s) (Channel Bandwidth:20 MHz)_HCH_16QAM

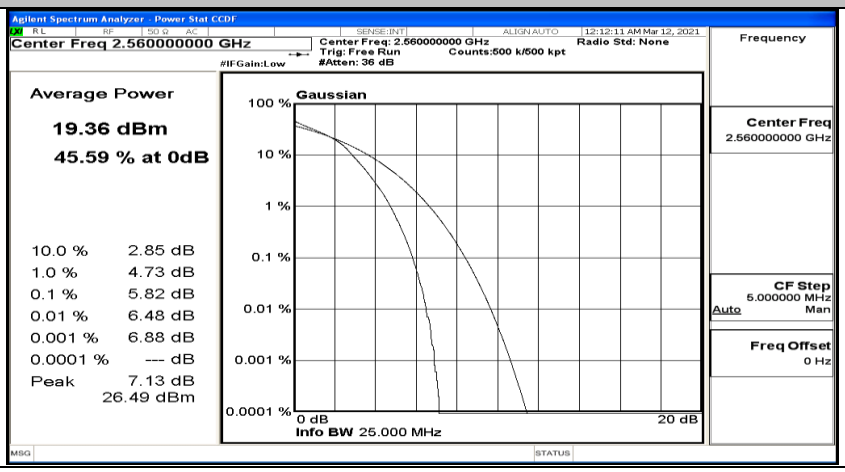

E.3 26dB Bandwidth and Occupied Bandwidth

EBW & OBW Test Result (Channel Bandwidth: 5 MHz)				
Modulation	Channel	Occupied Bandwidth (MHz)	26dB Bandwidth (MHz)	Verdict
QPSK	LCH	4.4774	4.715	PASS
	MCH	4.4654	4.717	PASS
	HCH	4.4787	4.741	PASS
16QAM	LCH	4.4753	4.764	PASS
	MCH	4.4771	4.726	PASS
	HCH	4.4814	4.747	PASS

EBW & OBW Test Result (Channel Bandwidth: 10 MHz)				
Modulation	Channel	Occupied Bandwidth (MHz)	26dB Bandwidth (MHz)	Verdict
QPSK	LCH	8.9597	9.347	PASS
	MCH	8.9309	9.348	PASS
	HCH	8.9376	9.405	PASS
16QAM	LCH	8.9388	9.351	PASS
	MCH	8.9334	9.384	PASS
	HCH	8.9414	9.312	PASS

EBW & OBW Test Result (Channel Bandwidth: 15 MHz)				
Modulation	Channel	Occupied Bandwidth (MHz)	26dB Bandwidth (MHz)	Verdict
QPSK	LCH	13.406	14.10	PASS
	MCH	13.379	14.01	PASS
	HCH	13.416	13.94	PASS
16QAM	LCH	13.400	14.01	PASS
	MCH	13.391	13.94	PASS
	HCH	13.408	13.98	PASS

EBW & OBW Test Result (Channel Bandwidth: 20 MHz)				
Modulation	Channel	Occupied Bandwidth (MHz)	26dB Bandwidth (MHz)	Verdict
QPSK	LCH	17.864	18.55	PASS
	MCH	17.824	18.60	PASS
	HCH	17.868	18.57	PASS
16QAM	LCH	17.874	18.60	PASS
	MCH	17.847	18.59	PASS
	HCH	17.868	18.64	PASS

This report shall not be reproduced except in full, without the written approval of Shenzhen LCS Compliance Testing Laboratory Ltd.

EBW & OBW Test Graph(s) (Channel Bandwidth: 5 MHz)_LCH_QPSK

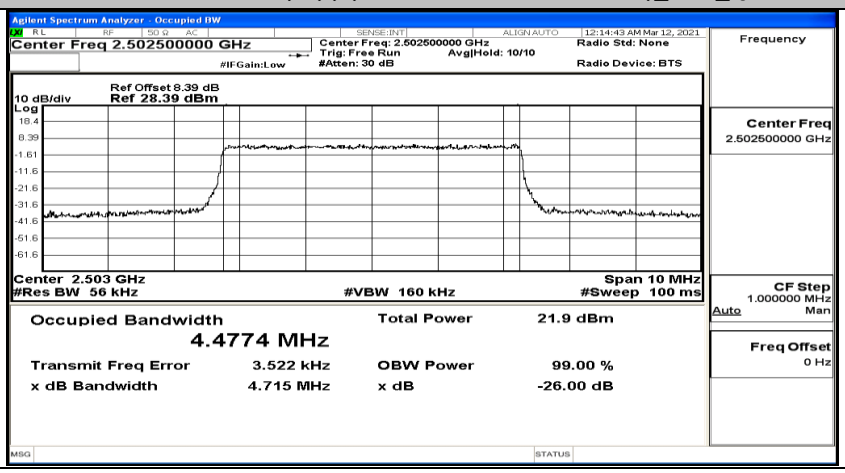

EBW & OBW Test Graph(s) (Channel Bandwidth: 5 MHz)_MCH_QPSK

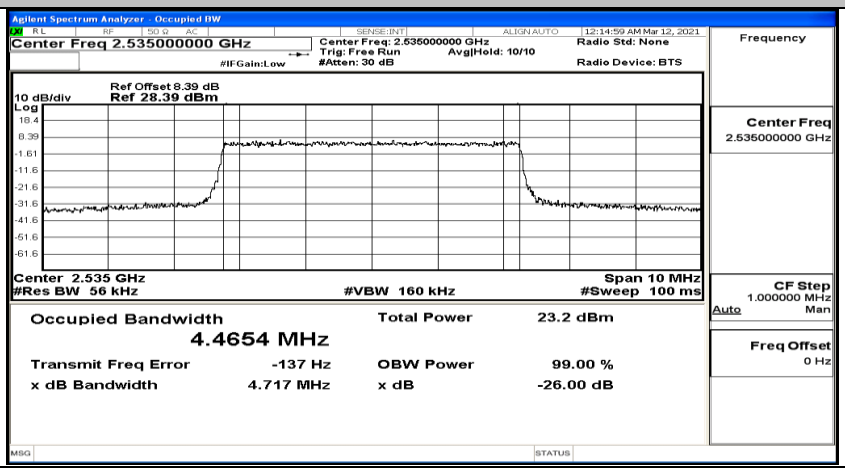

EBW & OBW Test Graph(s) (Channel Bandwidth: 5 MHz)_HCH_QPSK

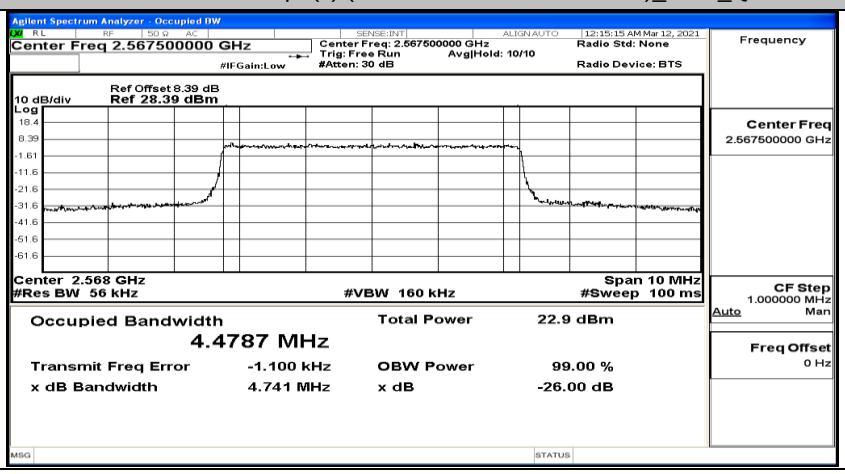

EBW & OBW Test Graph(s) (Channel Bandwidth: 5 MHz)_LCH_16QAM

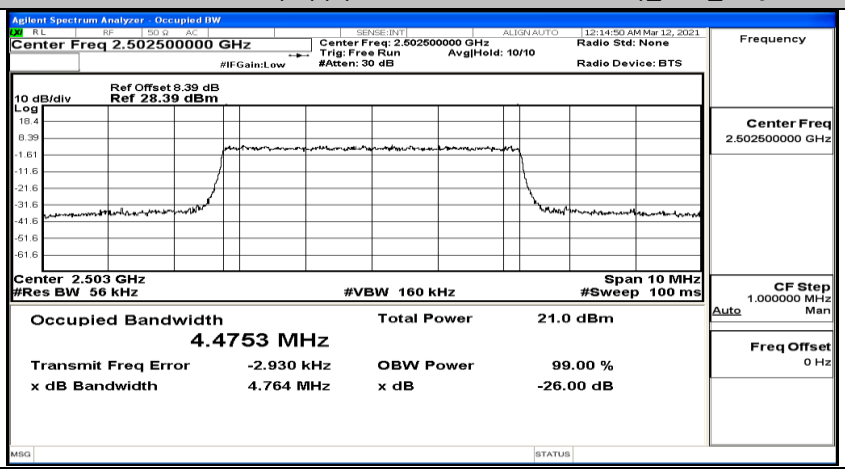

EBW & OBW Test Graph(s) (Channel Bandwidth: 5 MHz)_MCH_16QAM

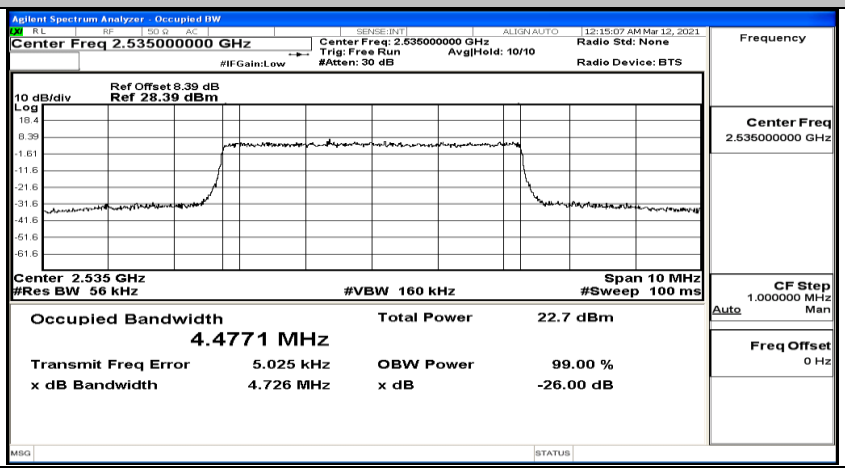

EBW & OBW Test Graph(s) (Channel Bandwidth: 5 MHz)_HCH_16QAM

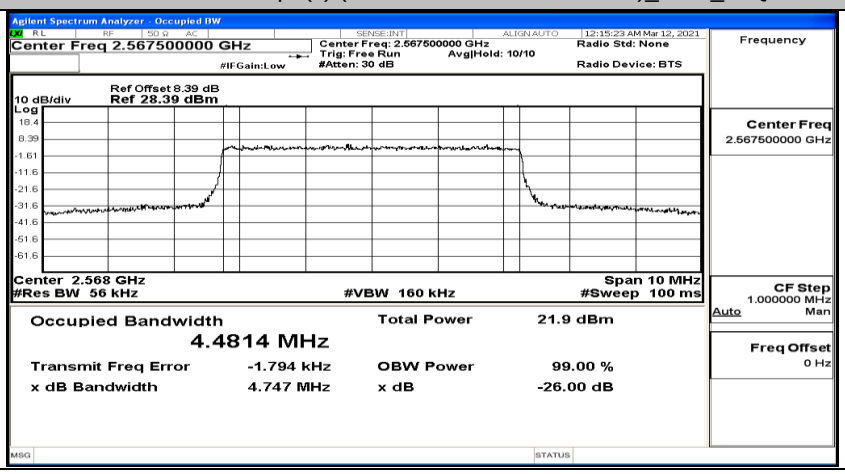

EBW & OBW Test Graph(s) (Channel Bandwidth: 10 MHz)_LCH_QPSK

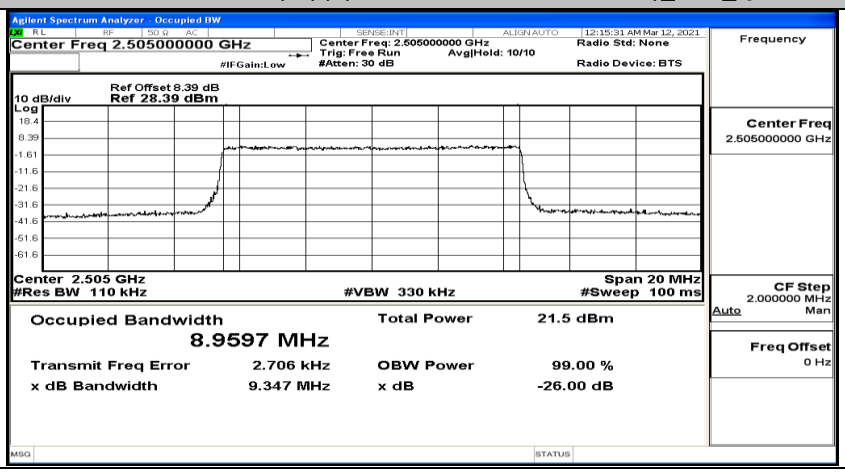

EBW & OBW Test Graph(s) (Channel Bandwidth: 10 MHz)_MCH_QPSK

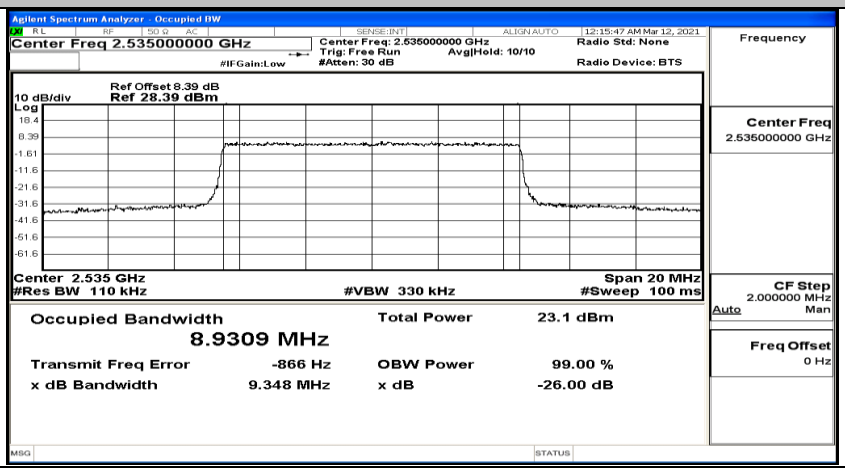

EBW & OBW Test Graph(s) (Channel Bandwidth: 10 MHz)_HCH_QPSK

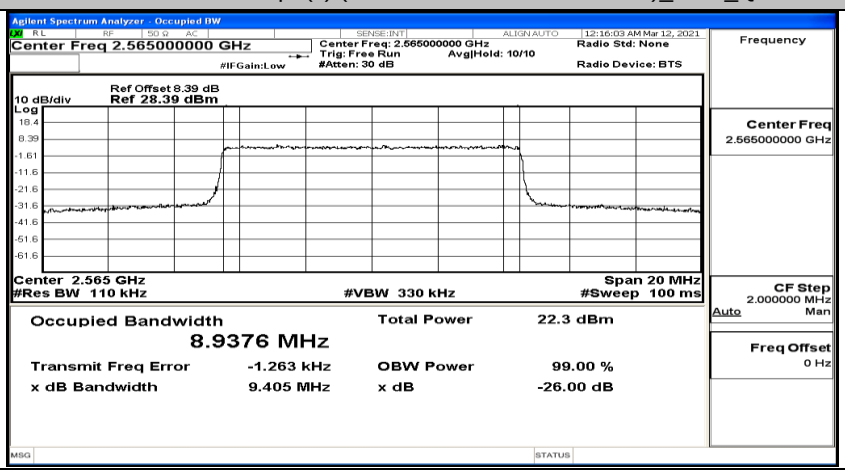

EBW & OBW Test Graph(s) (Channel Bandwidth: 10 MHz)_LCH_16QAM

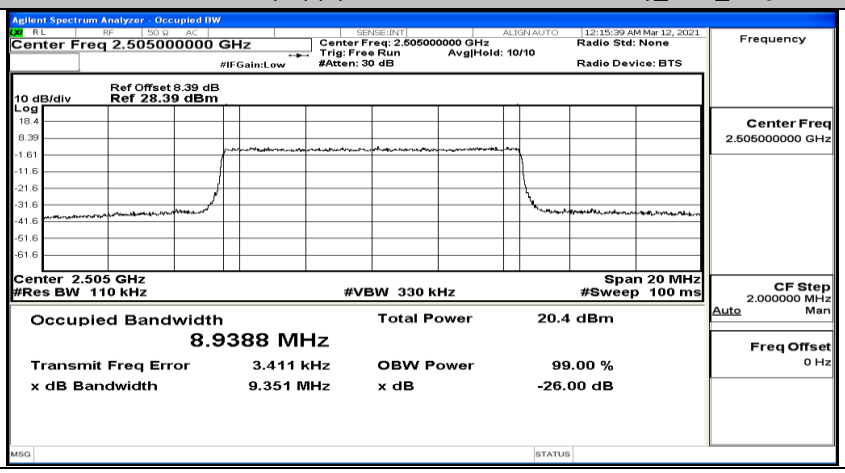

EBW & OBW Test Graph(s) (Channel Bandwidth: 10 MHz)_MCH_16QAM

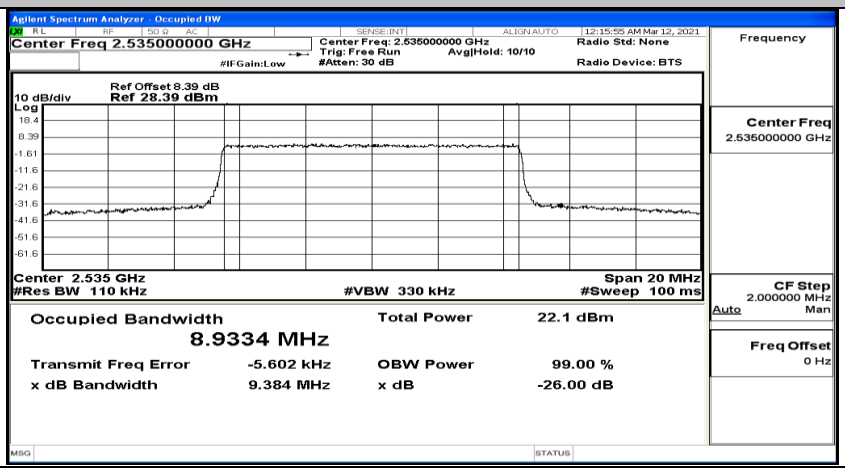

EBW & OBW Test Graph(s) (Channel Bandwidth: 10 MHz)_HCH_16QAM

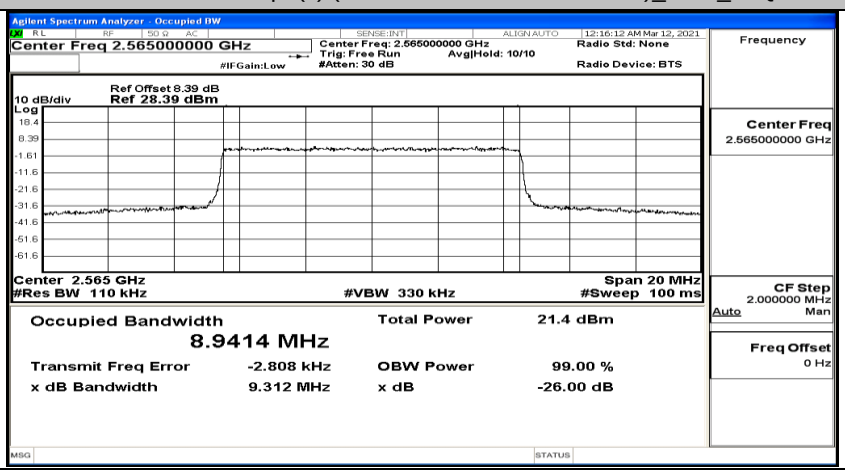

EBW & OBW Test Graph(s) (Channel Bandwidth:15 MHz)_LCH_QPSK

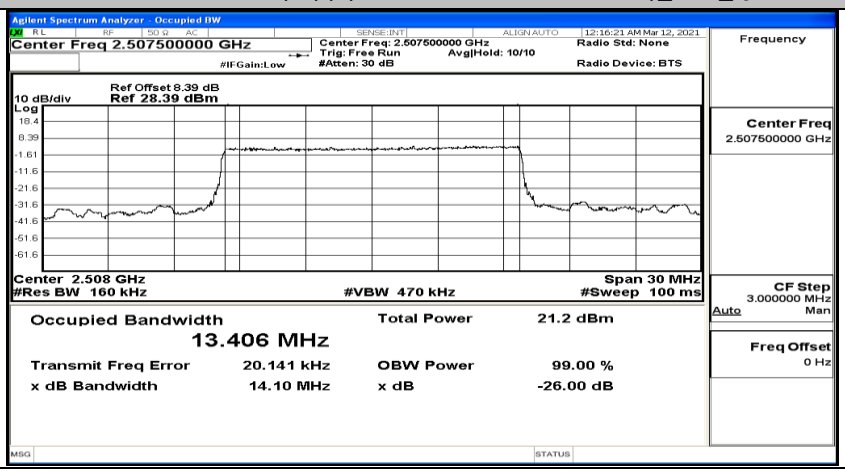

EBW & OBW Test Graph(s) (Channel Bandwidth:15 MHz)_MCH_QPSK

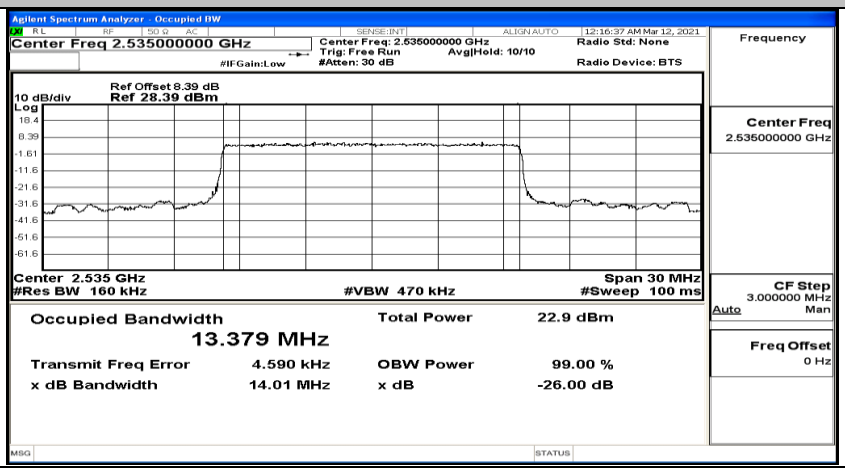

EBW & OBW Test Graph(s) (Channel Bandwidth:15 MHz)_HCH_QPSK

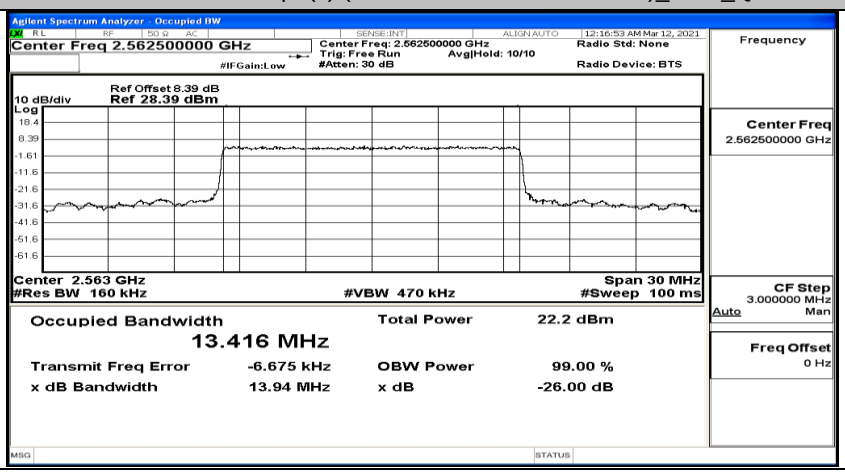

EBW & OBW Test Graph(s) (Channel Bandwidth:15 MHz)_LCH_16QAM

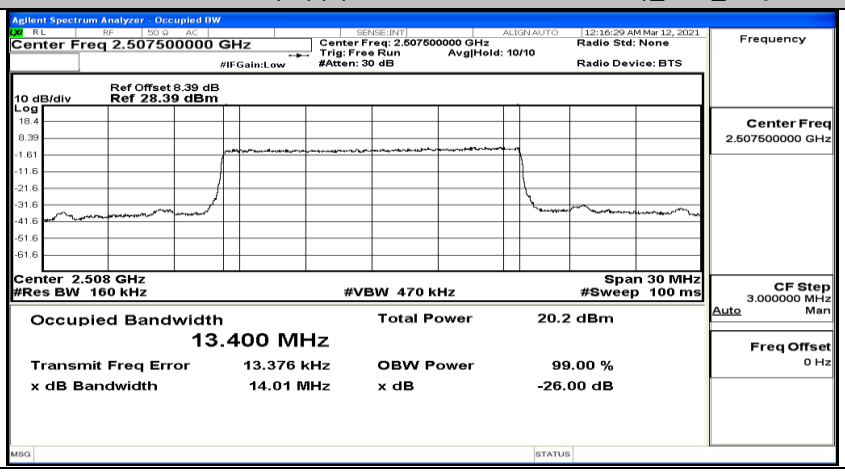

EBW & OBW Test Graph(s) (Channel Bandwidth:15 MHz)_MCH_16QAM

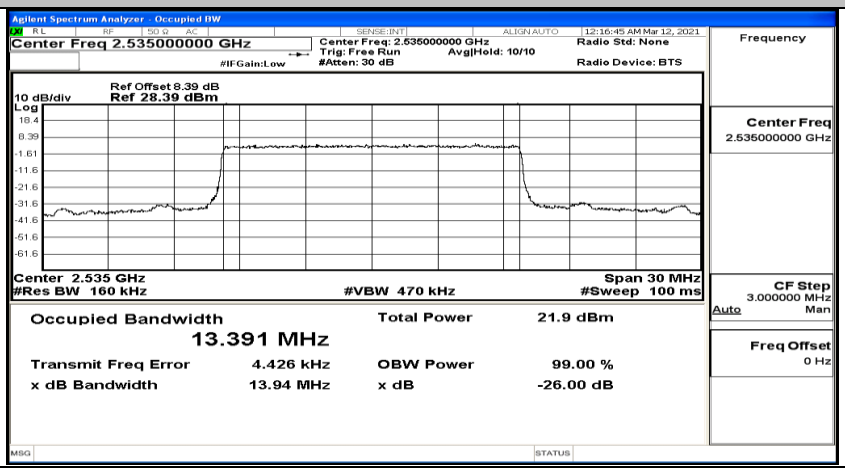

EBW & OBW Test Graph(s) (Channel Bandwidth:15 MHz)_HCH_16QAM

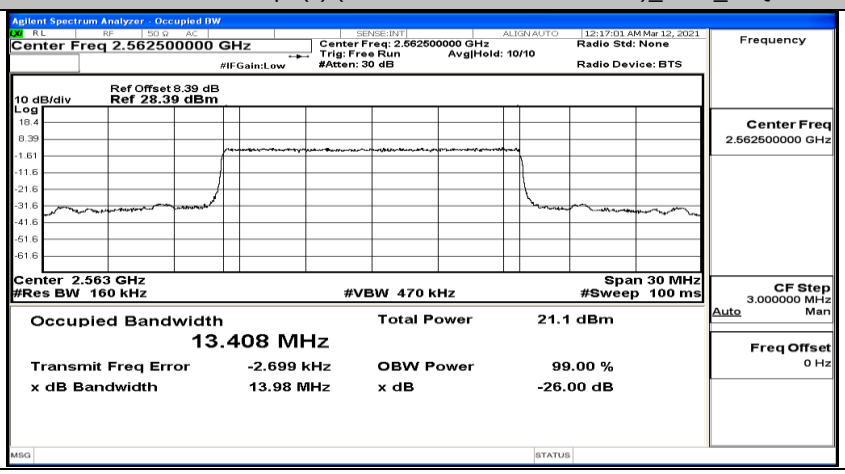

EBW & OBW Test Graph(s) (Channel Bandwidth:20 MHz)_LCH_QPSK

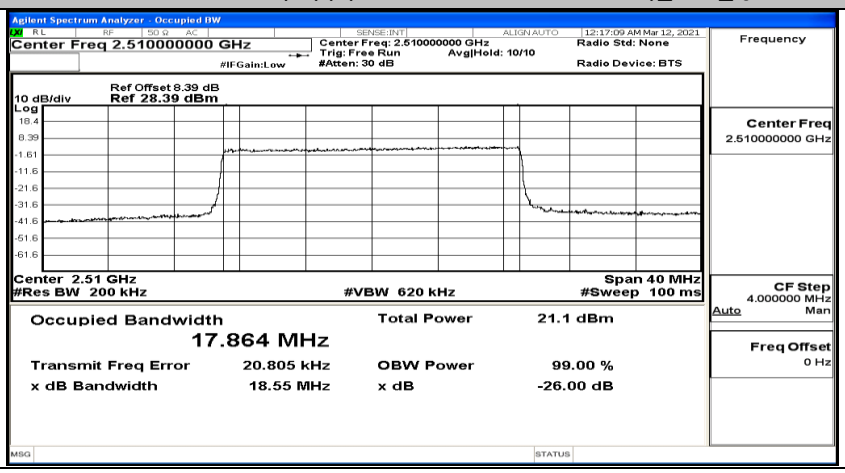

EBW & OBW Test Graph(s) (Channel Bandwidth:20 MHz)_MCH_QPSK

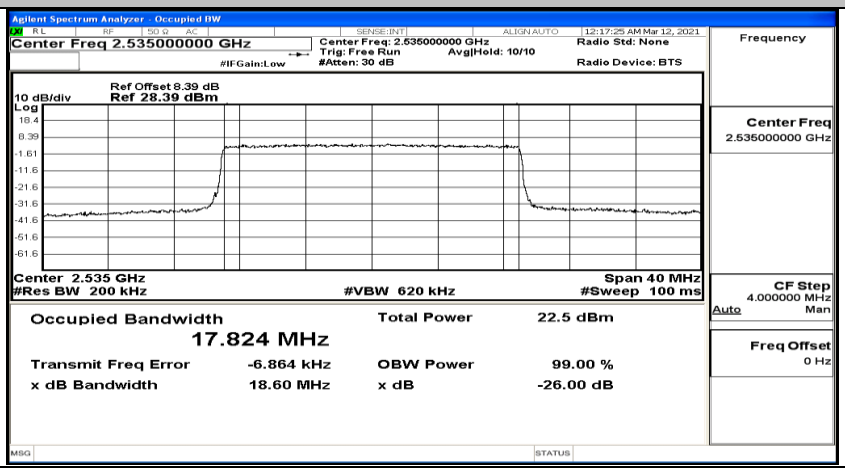

EBW & OBW Test Graph(s) (Channel Bandwidth:20 MHz)_HCH_QPSK

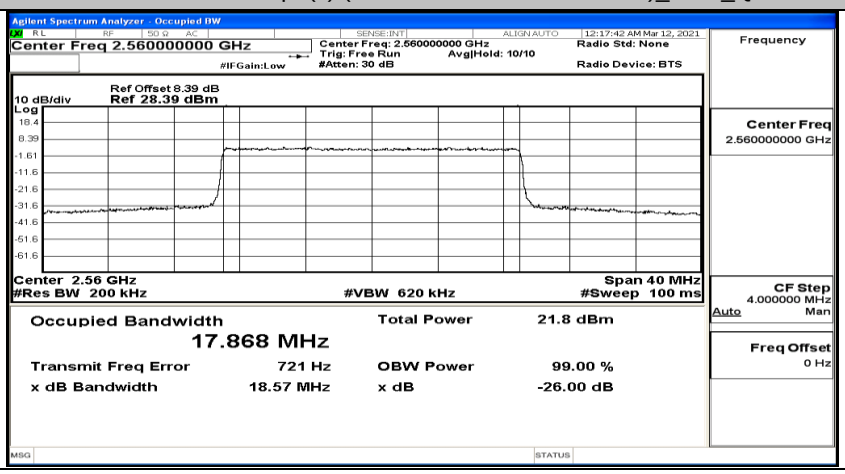

EBW & OBW Test Graph(s) (Channel Bandwidth:20 MHz)_LCH_16QAM

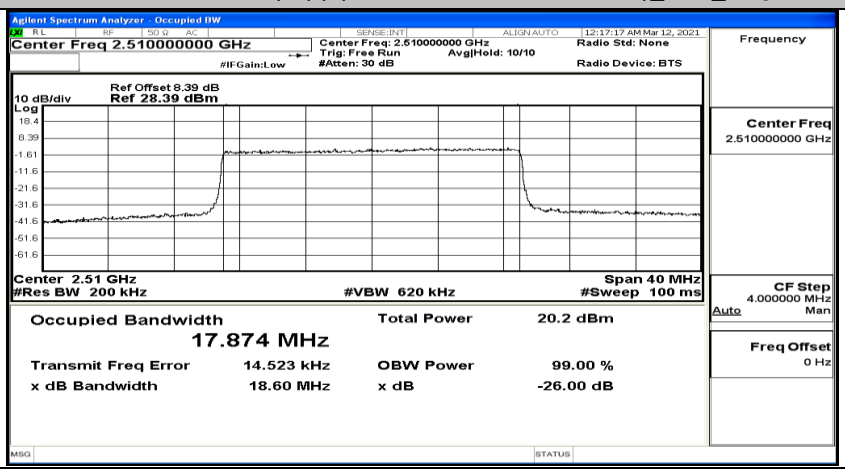

EBW & OBW Test Graph(s) (Channel Bandwidth:20 MHz)_MCH_16QAM

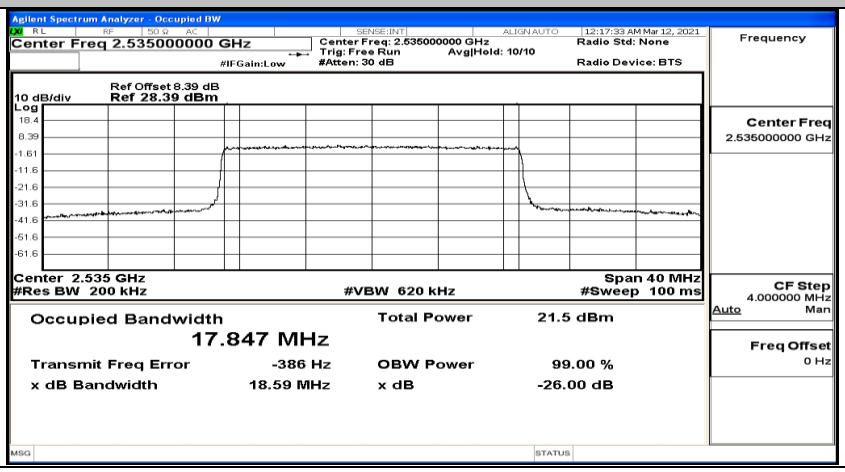

EBW & OBW Test Graph(s) (Channel Bandwidth:20 MHz)_HCH_16QAM

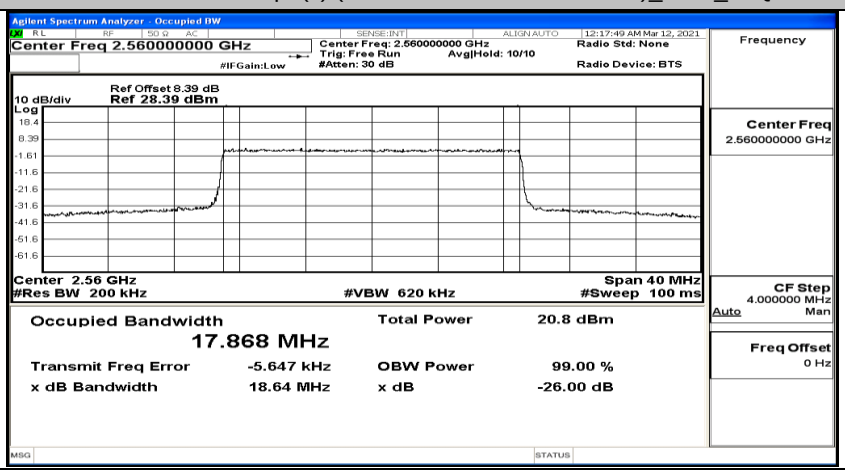

E.4 Band Edge

Band Edge Test Graph(s) (Channel Bandwidth: 5 MHz)_LCH_QPSK

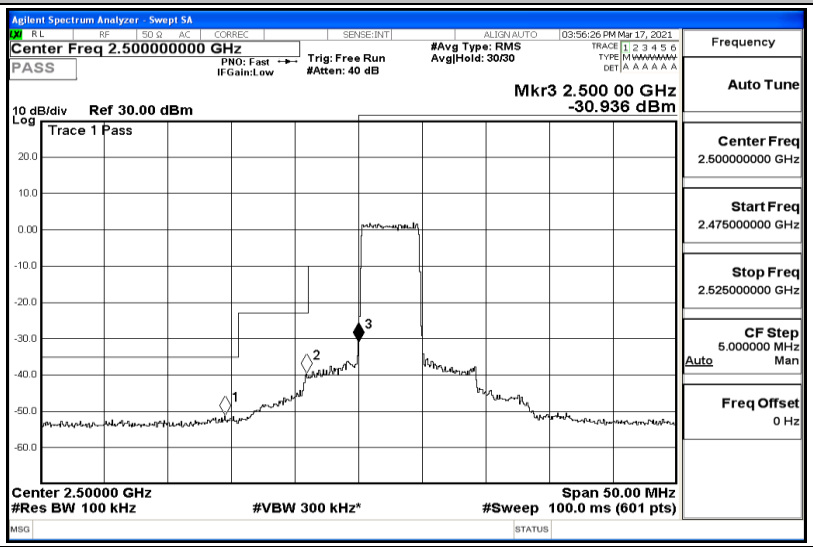

Band Edge Test Graph(s) (Channel Bandwidth: 5 MHz)_HCH_QPSK

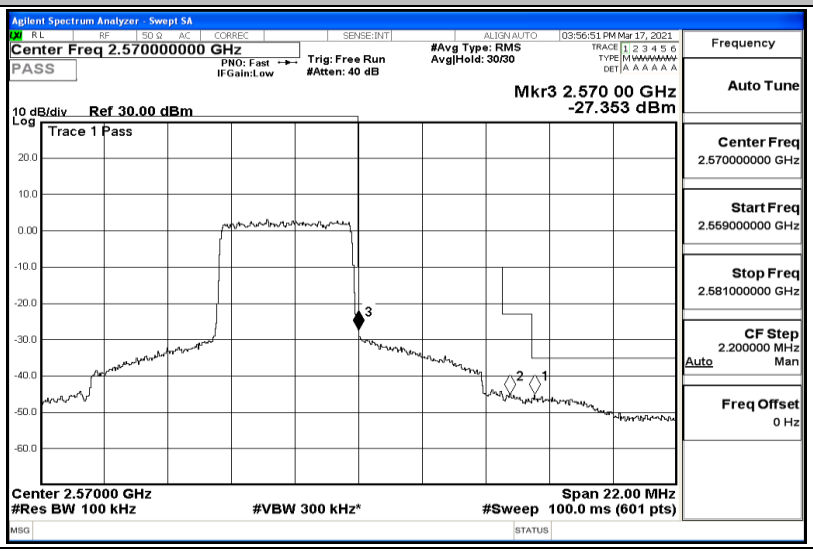

Band Edge Test Graph(s) (Channel Bandwidth: 5 MHz)_LCH_16QAM

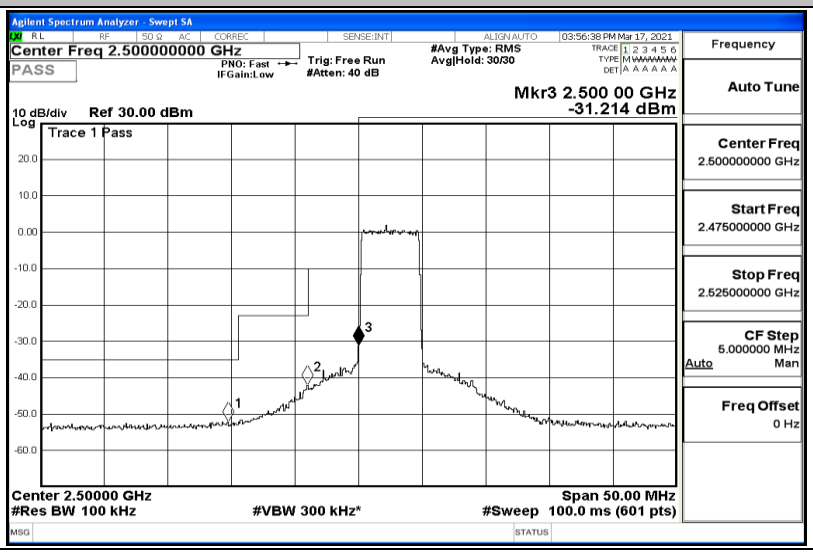

Band Edge Test Graph(s) (Channel Bandwidth: 5 MHz)_HCH_16QAM

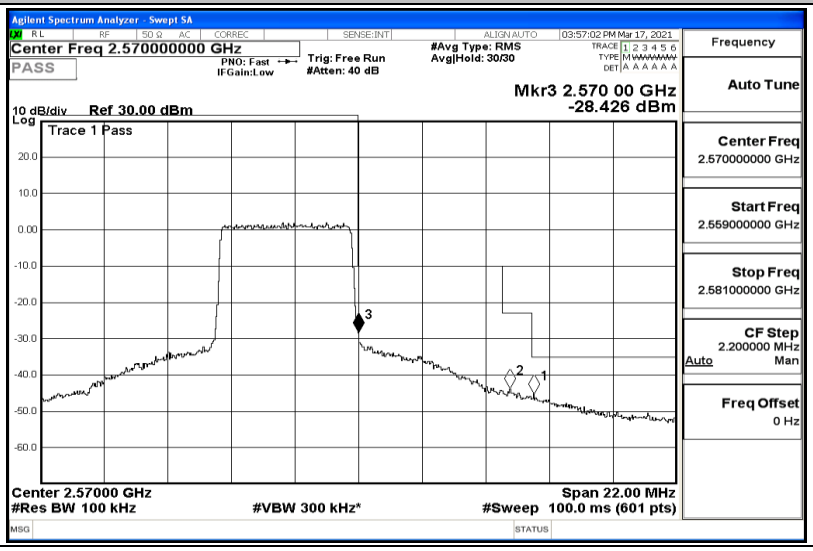

Band Edge Test Graph(s) (Channel Bandwidth: 10 MHz)_LCH_QPSK

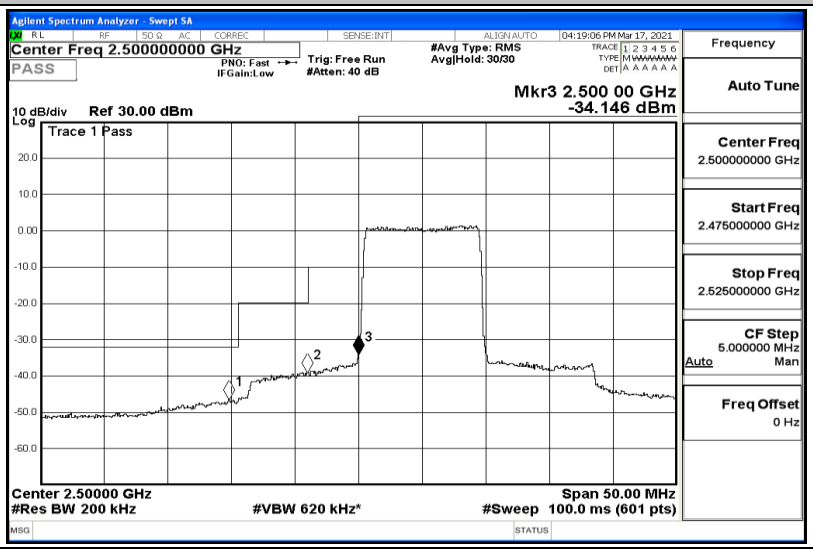

Band Edge Test Graph(s) (Channel Bandwidth: 10 MHz)_HCH_QPSK

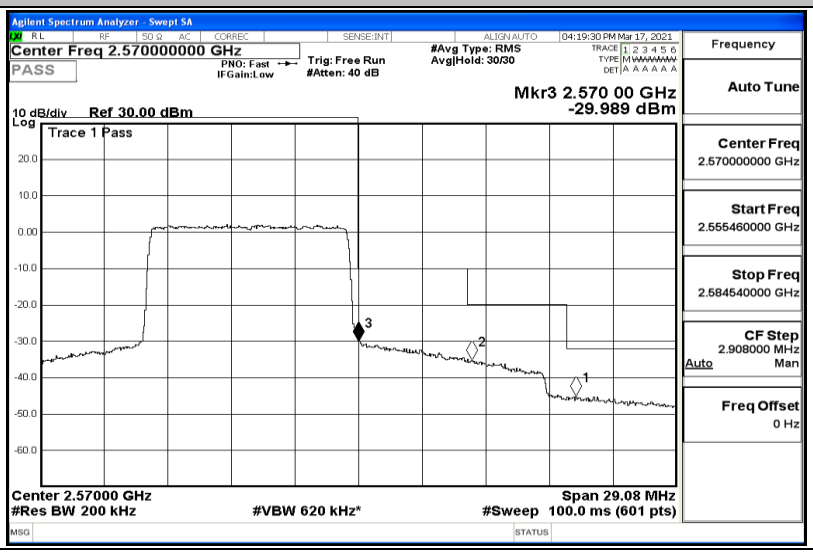

Band Edge Test Graph(s) (Channel Bandwidth: 10 MHz)_LCH_16QAM

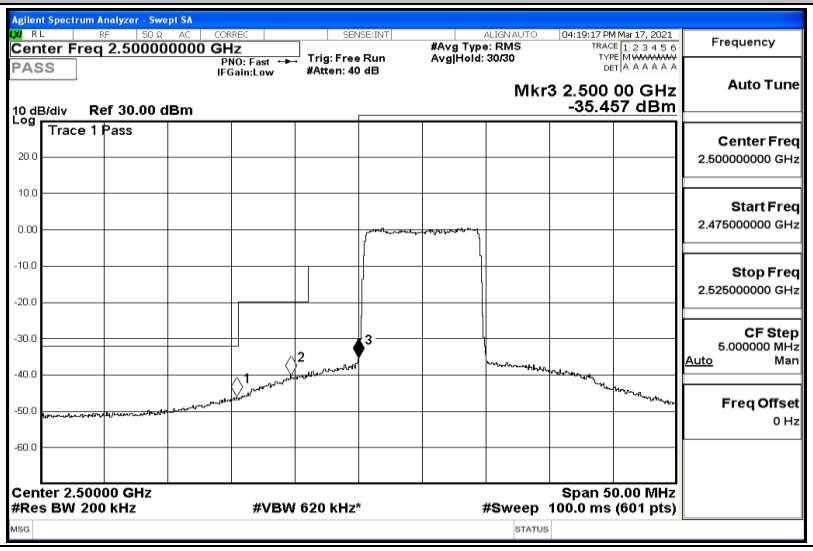

Band Edge Test Graph(s) (Channel Bandwidth: 10 MHz)_HCH_16QAM

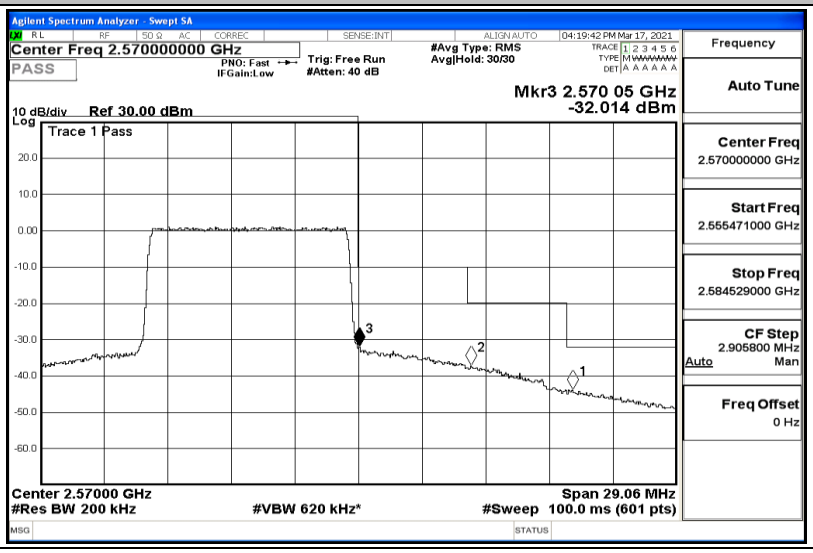

Band Edge Test Graph(s) (Channel Bandwidth:15 MHz)_LCH_QPSK

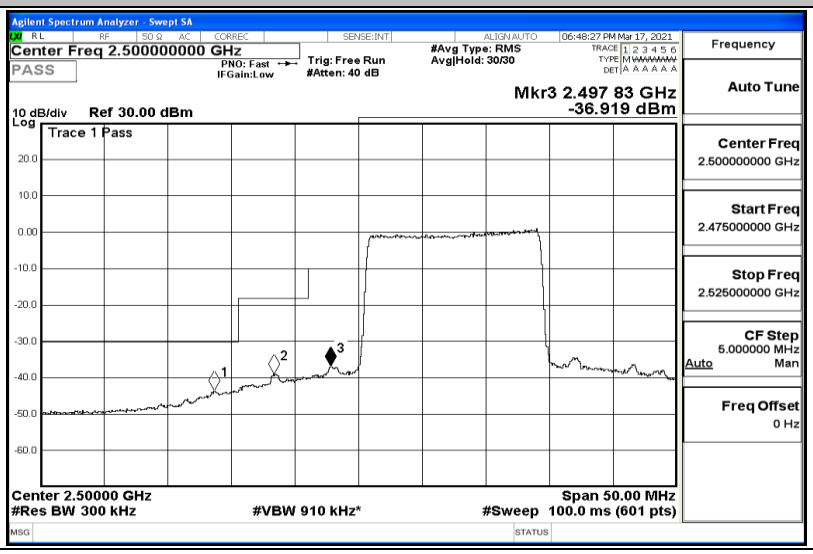

Band Edge Test Graph(s) (Channel Bandwidth:15 MHz)_HCH_QPSK

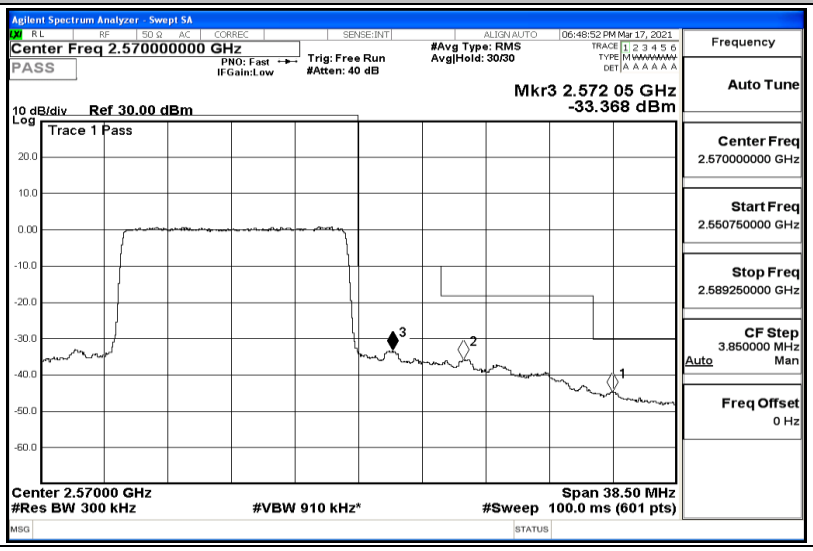

Band Edge Test Graph(s) (Channel Bandwidth:15 MHz)_LCH_16QAM

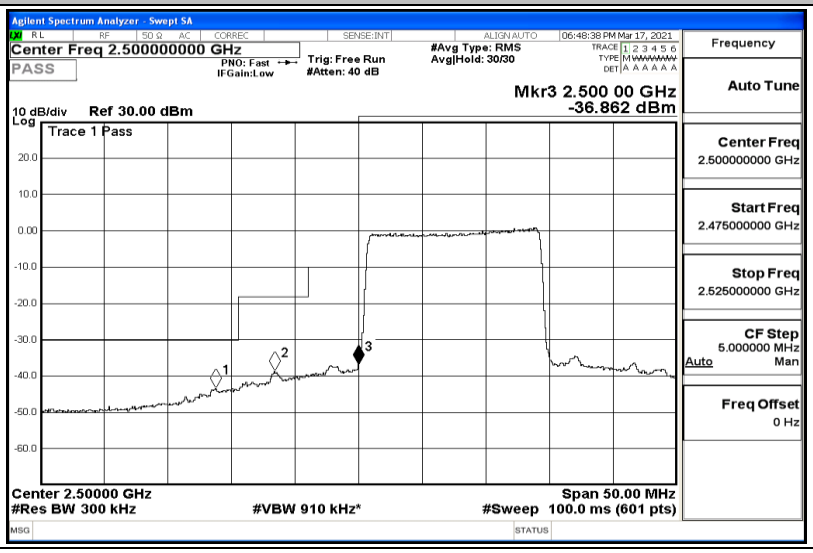

Band Edge Test Graph(s) (Channel Bandwidth:15 MHz)_HCH_16QAM

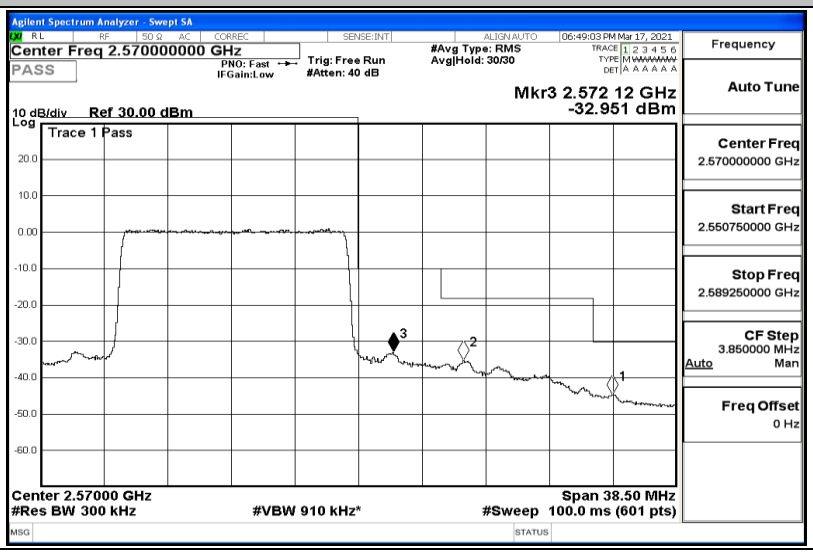

Band Edge Test Graph(s) (Channel Bandwidth:20 MHz)_LCH_QPSK

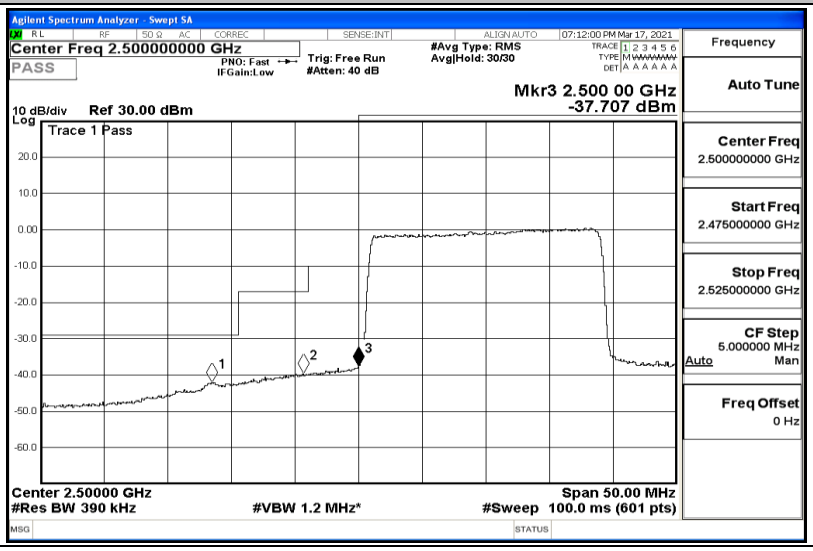

Band Edge Test Graph(s) (Channel Bandwidth:20 MHz)_HCH_QPSK

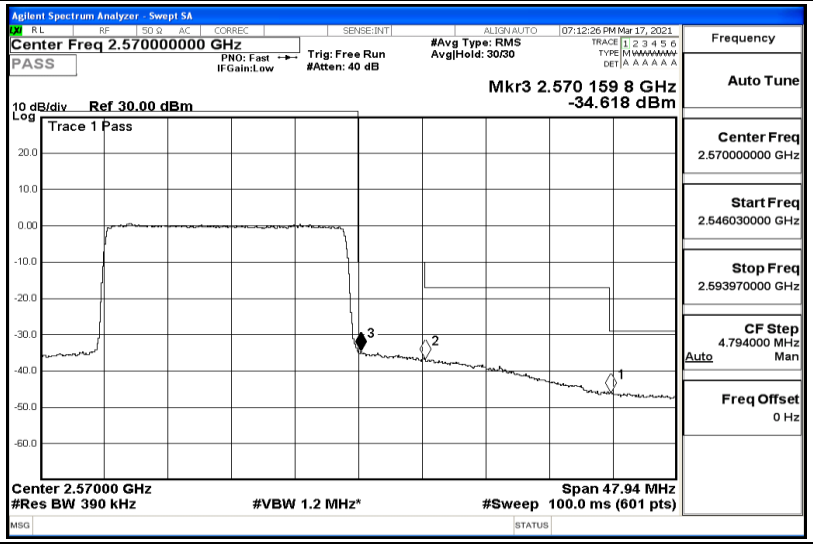

Band Edge Test Graph(s) (Channel Bandwidth:20 MHz)_LCH_16QAM

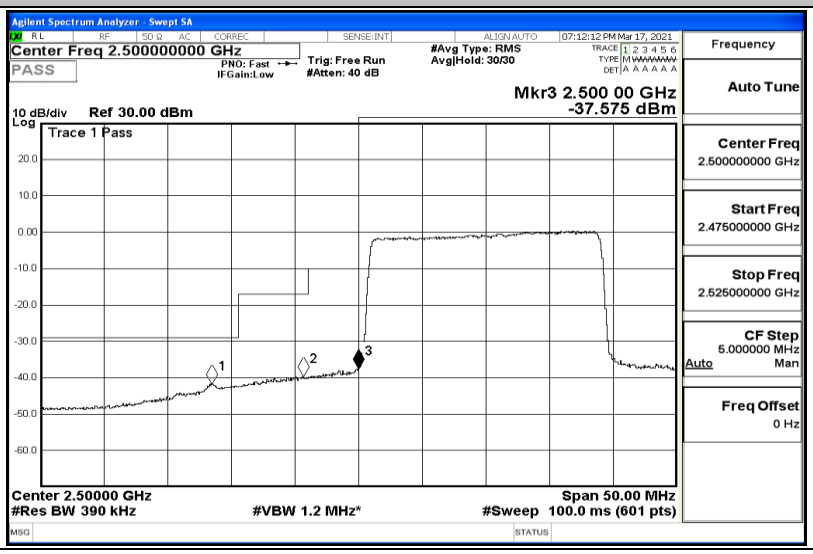

Band Edge Test Graph(s) (Channel Bandwidth:20 MHz)_HCH_16QAM

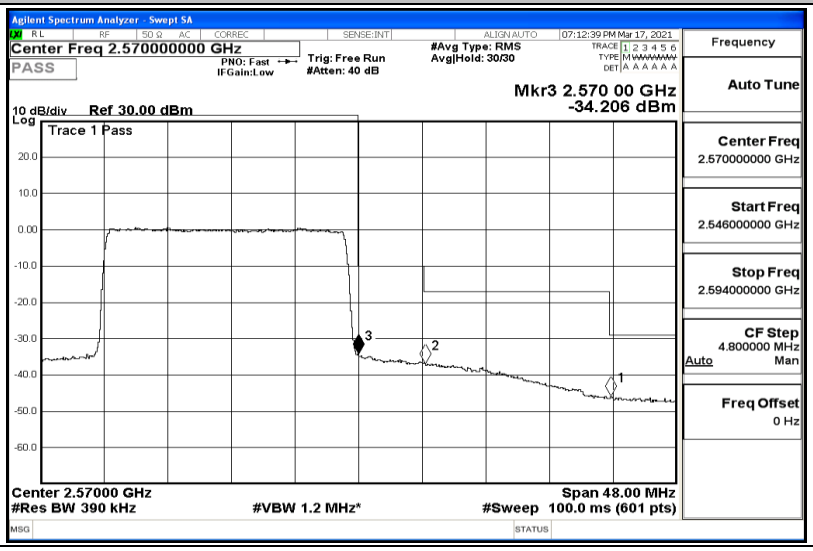

E.5 Conducted Spurious Emission

Channel Bandwidth: 5 MHz

(Channel Bandwidth: 5 MHz)_LCH_QPSK_1RB#0

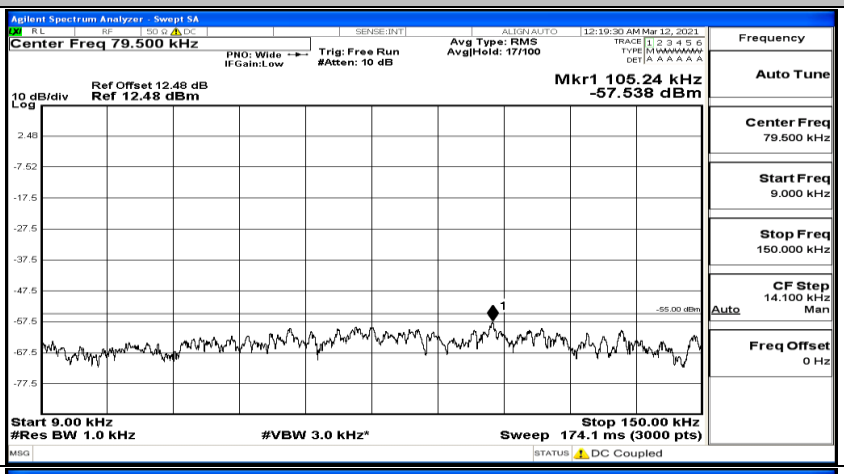

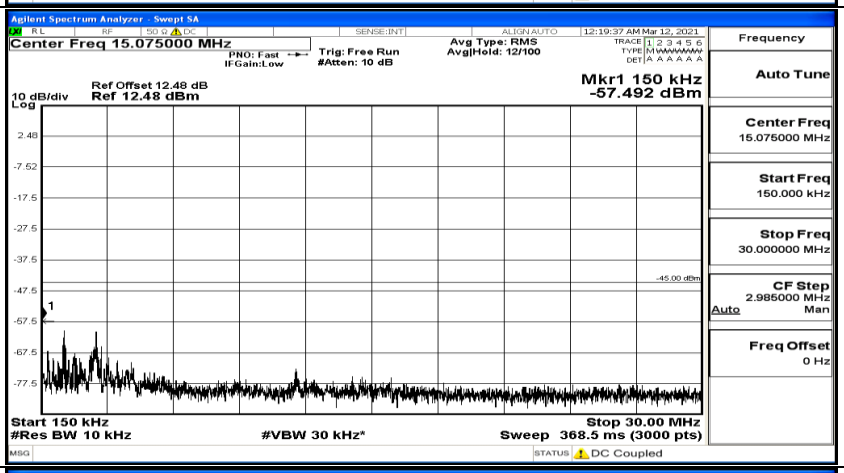

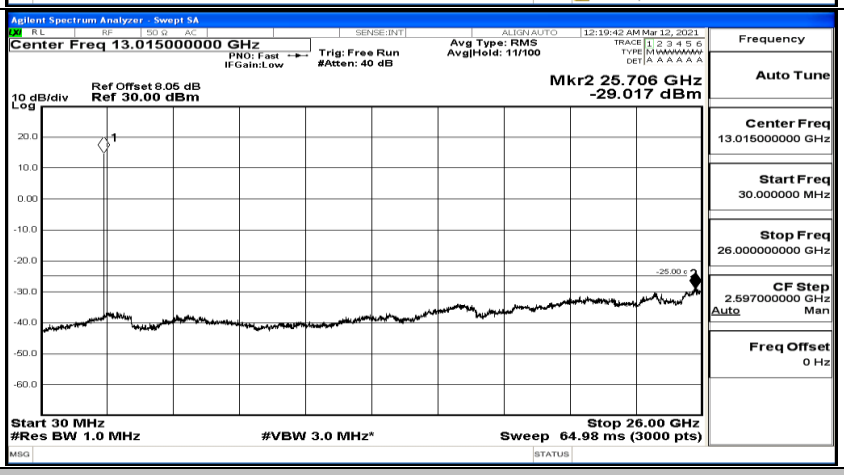

(Channel Bandwidth: 5 MHz)_LCH_QPSK_1RB#12

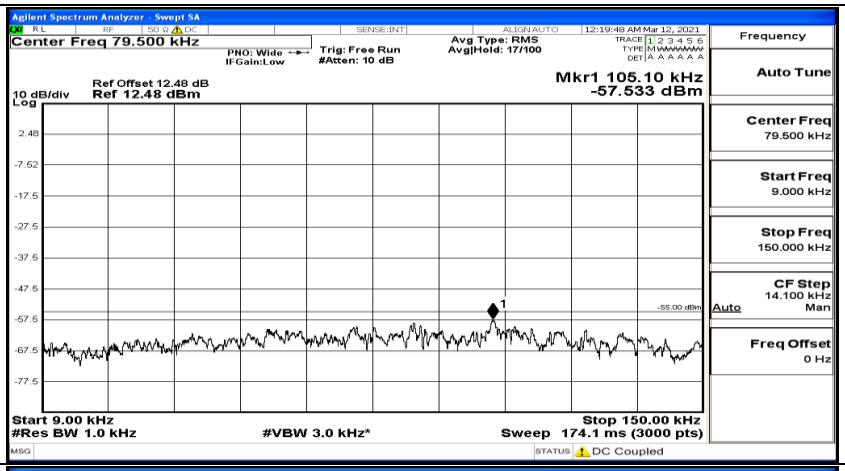

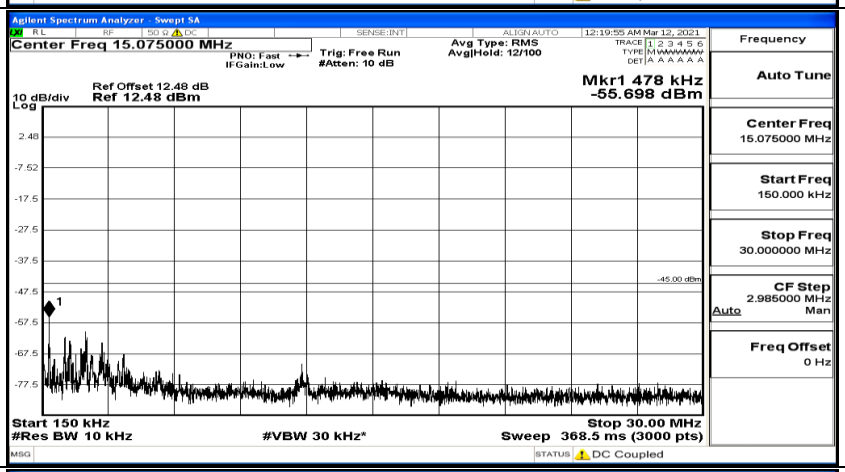

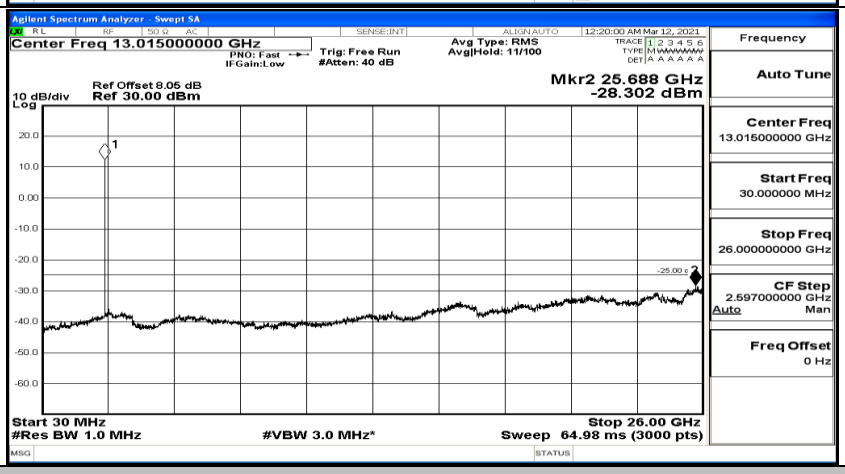

(Channel Bandwidth: 5 MHz)_LCH_QPSK_1RB#24

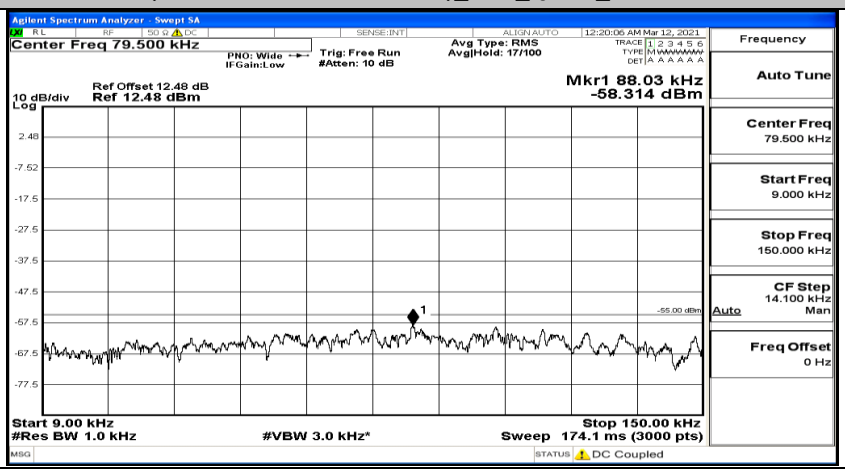

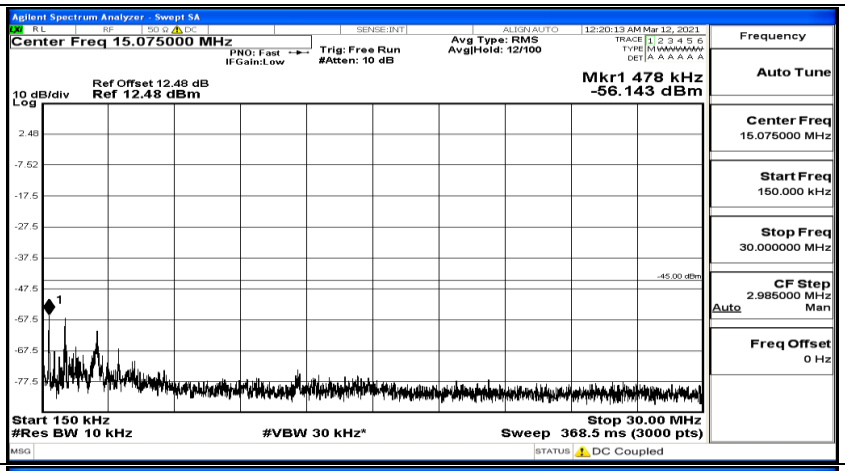

(Channel Bandwidth: 5 MHz)_MCH_QPSK_1RB#0

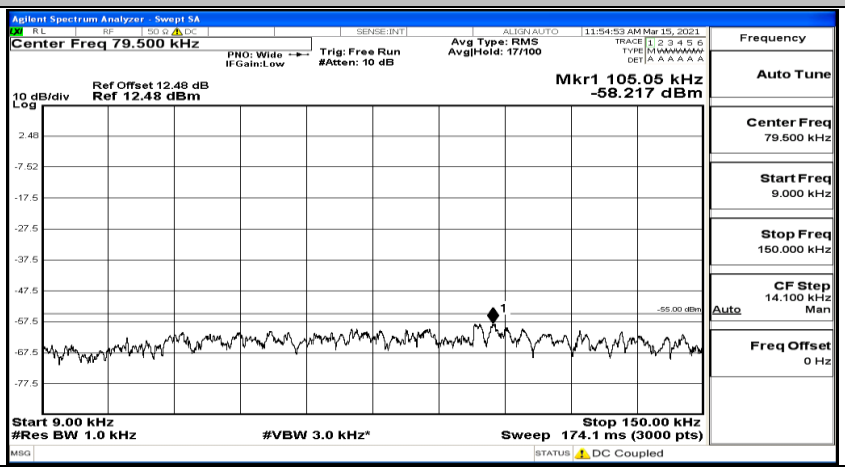

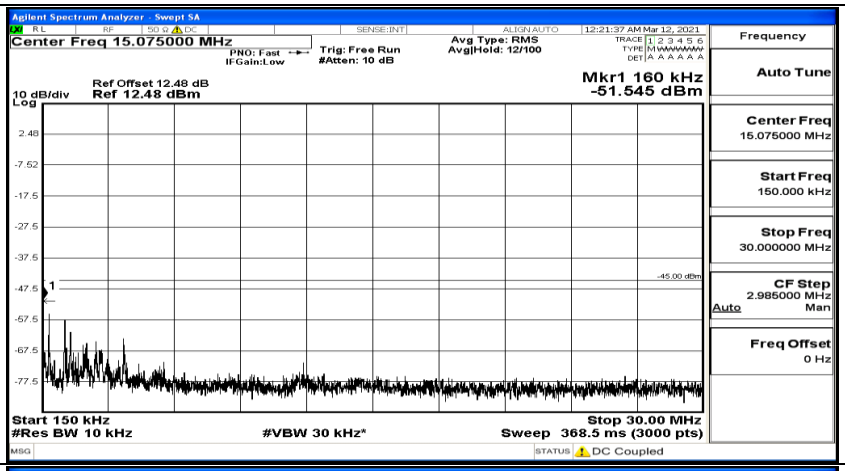

(Channel Bandwidth: 5 MHz)_MCH_QPSK_1RB#12

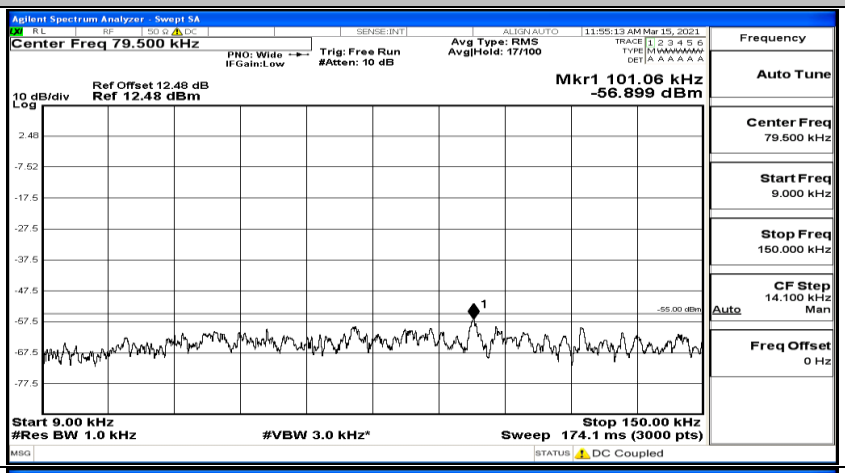

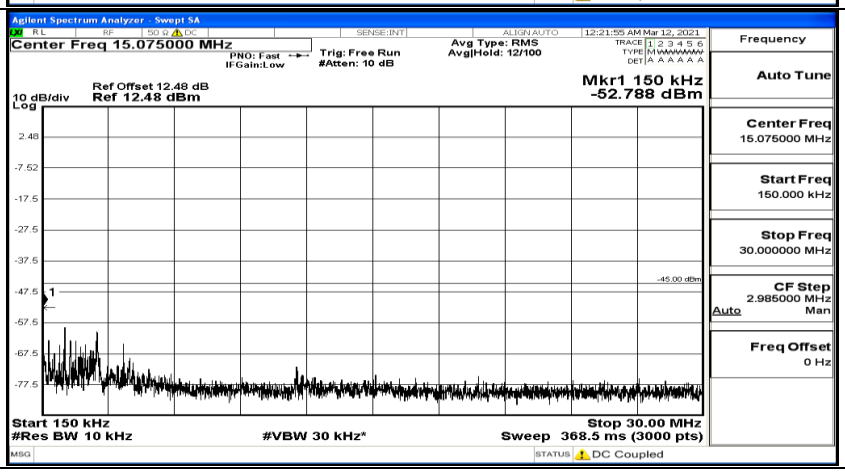

(Channel Bandwidth: 5 MHz)_MCH_QPSK_1RB#24

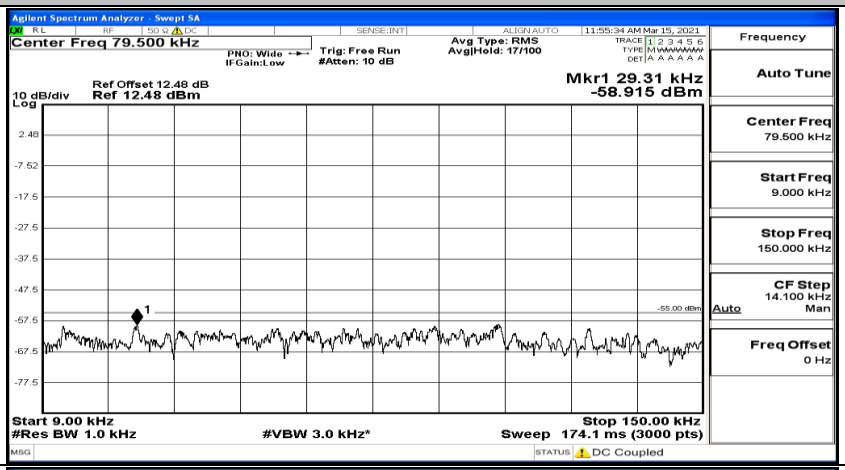

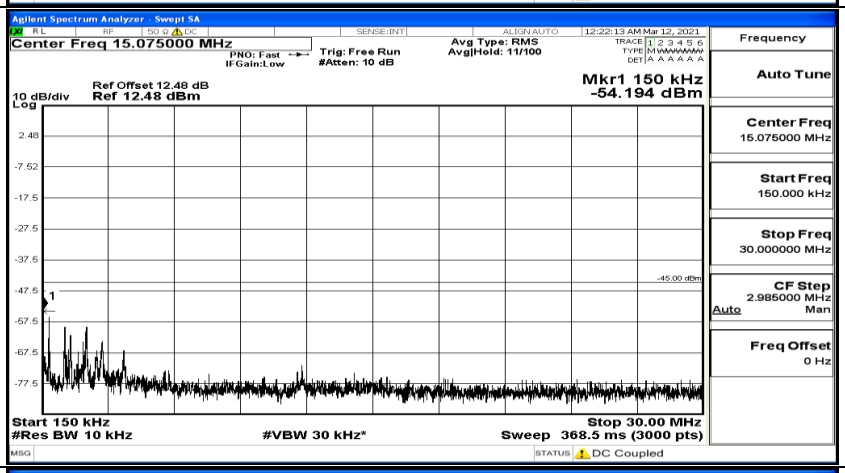

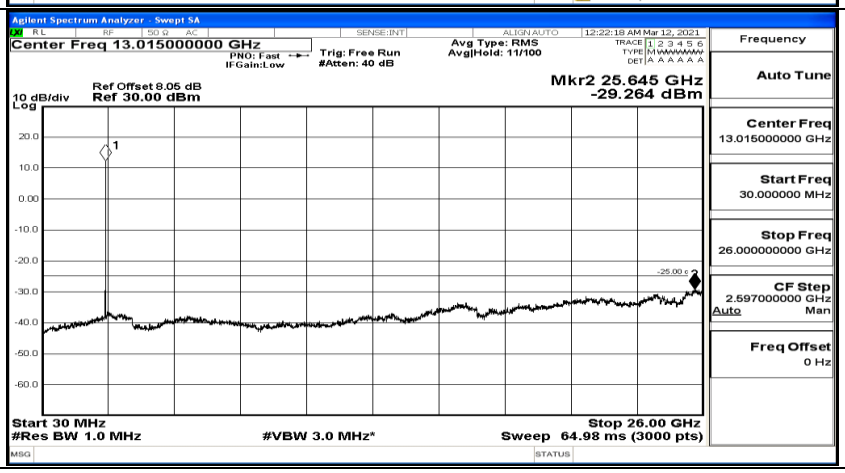

(Channel Bandwidth: 5 MHz)_HCH_QPSK_1RB#0

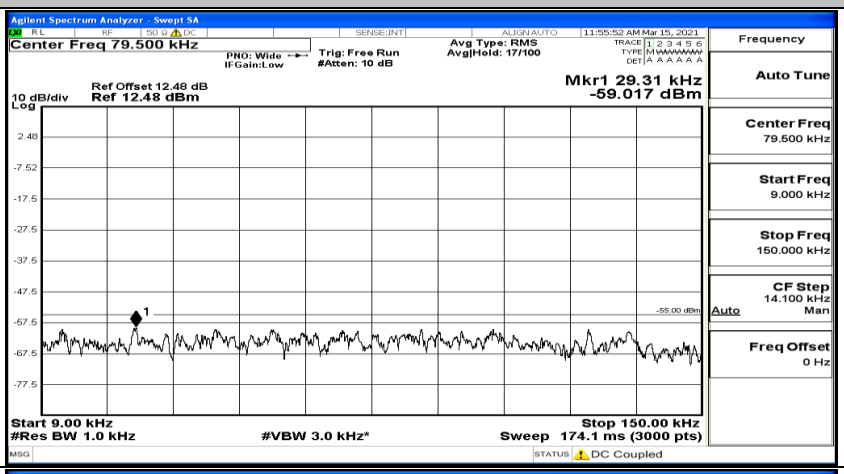

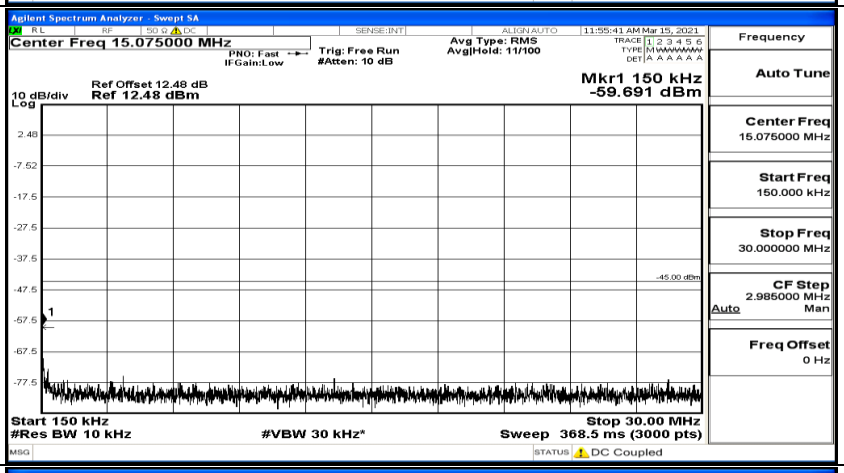

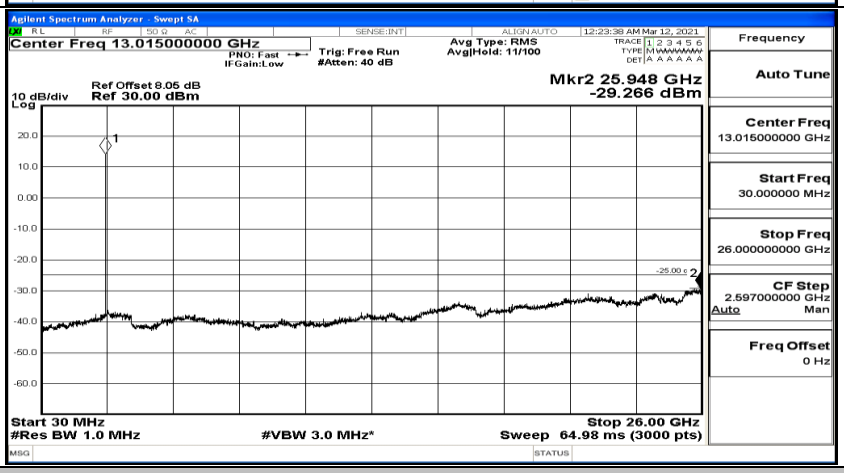

(Channel Bandwidth: 5 MHz)_HCH_QPSK_1RB#12

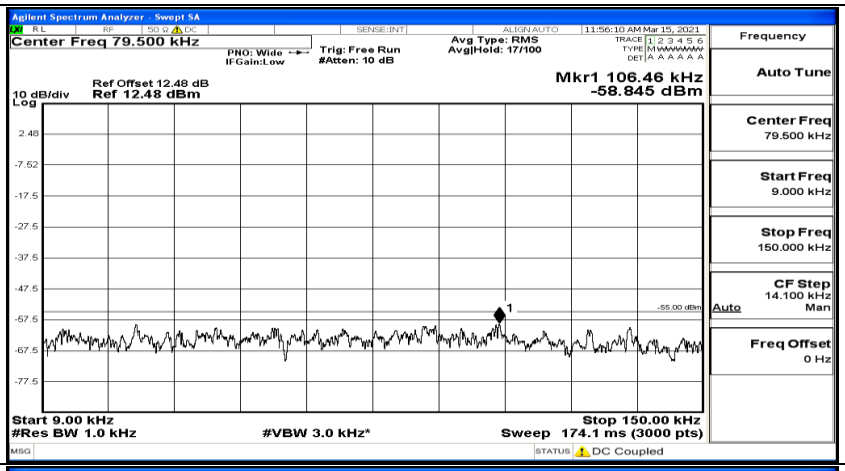

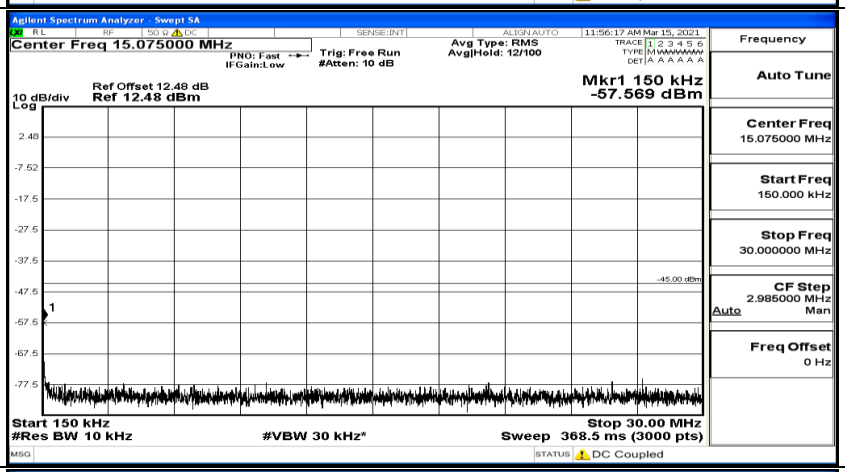

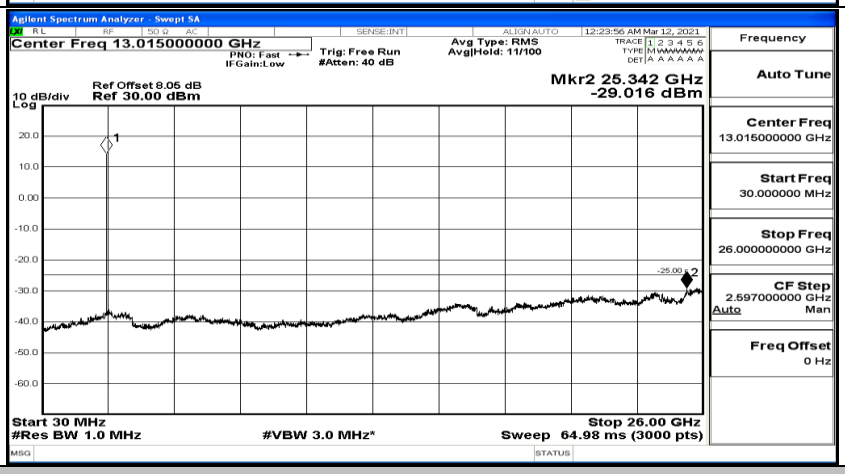

(Channel Bandwidth: 5 MHz)_HCH_QPSK_1RB#24

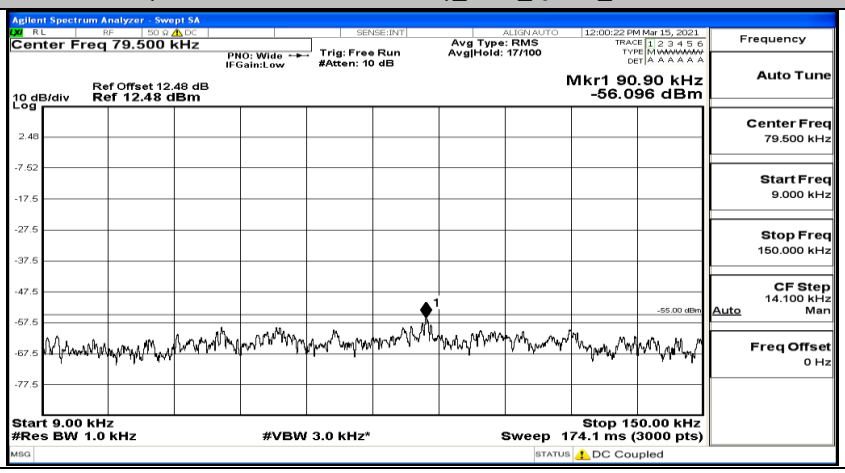

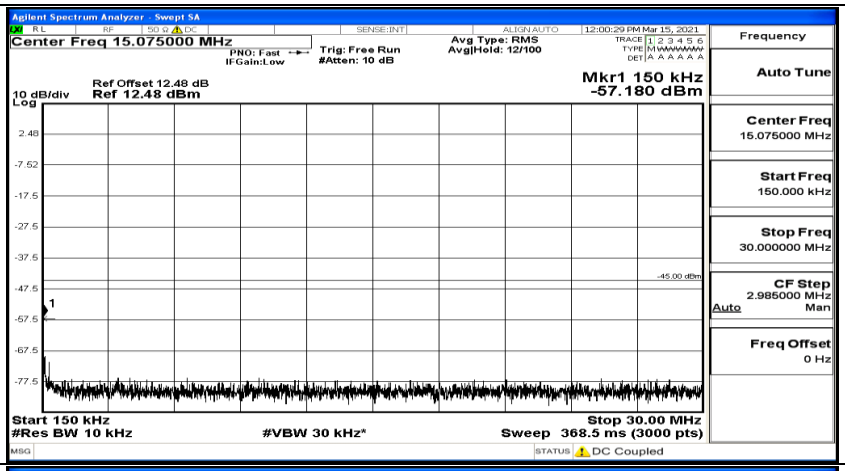

(Channel Bandwidth: 5 MHz)_LCH_16QAM_1RB#0

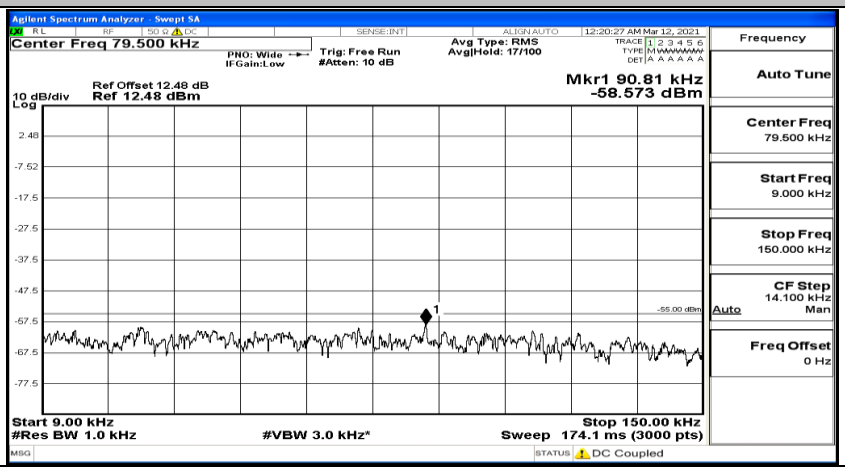

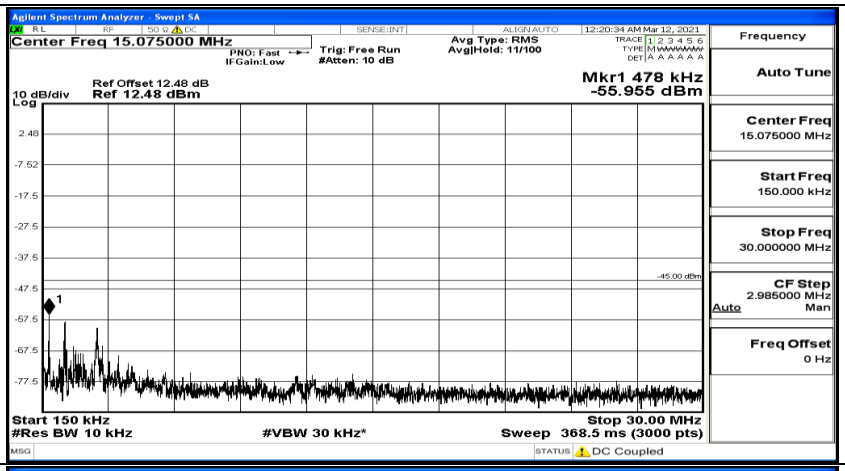

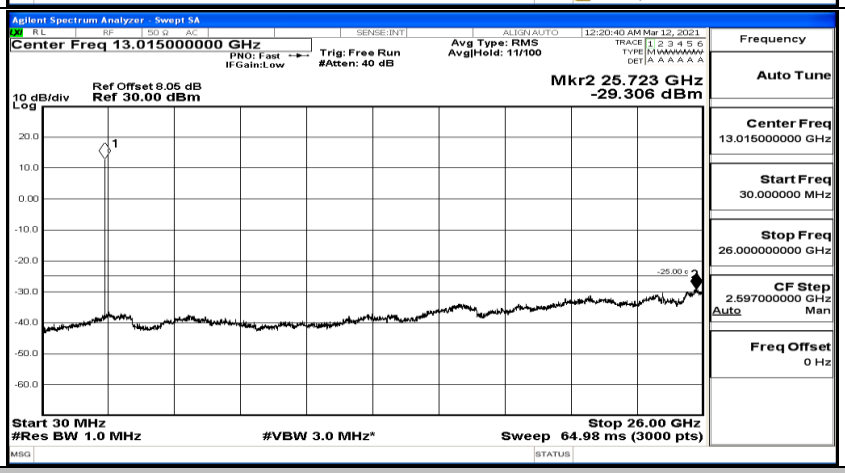

(Channel Bandwidth: 5 MHz)_LCH_16QAM_1RB#12

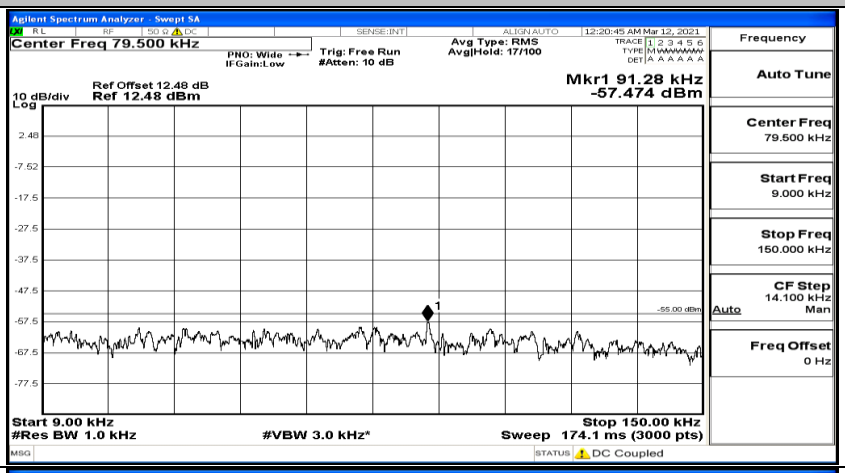

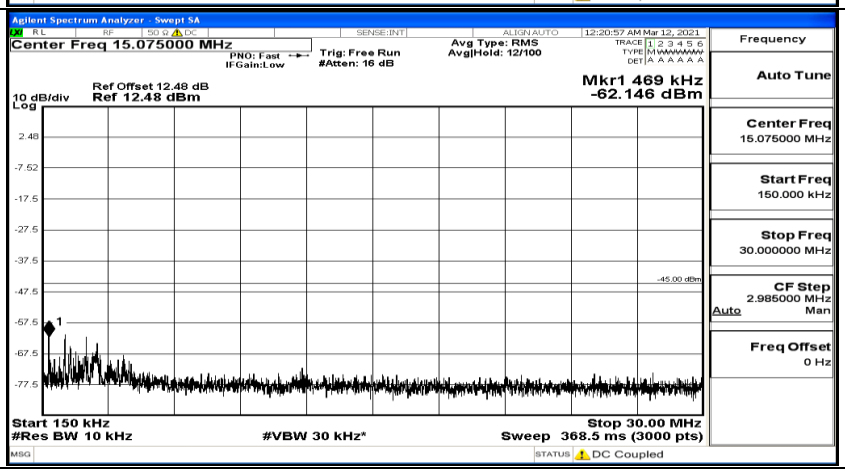
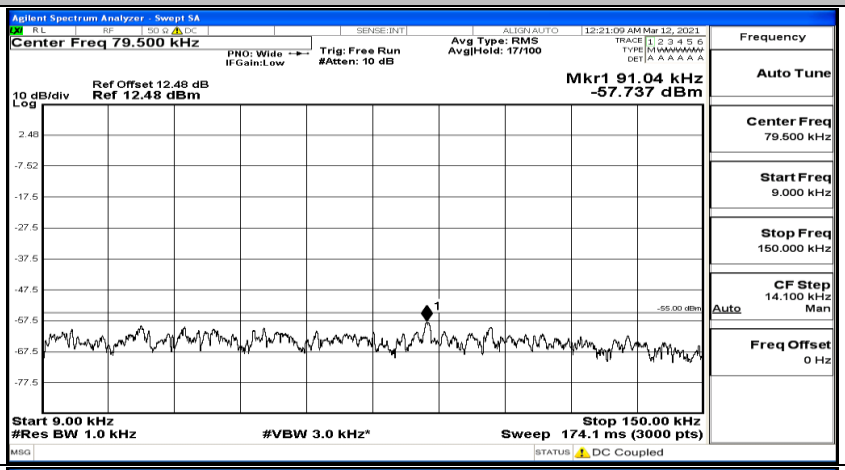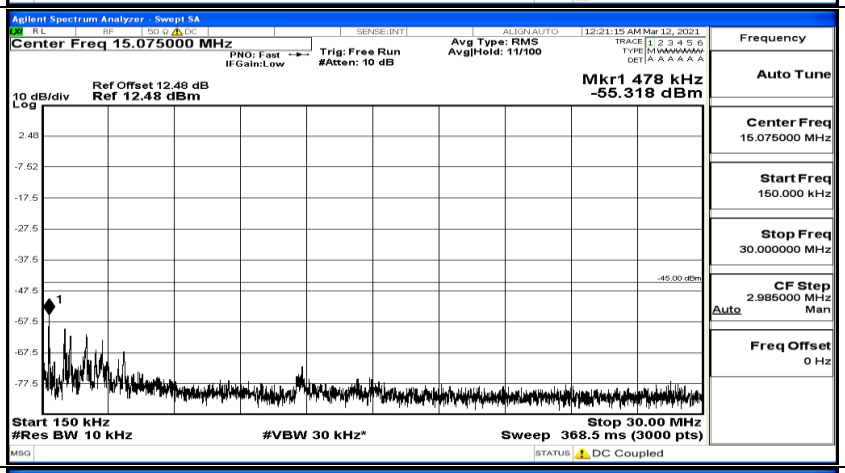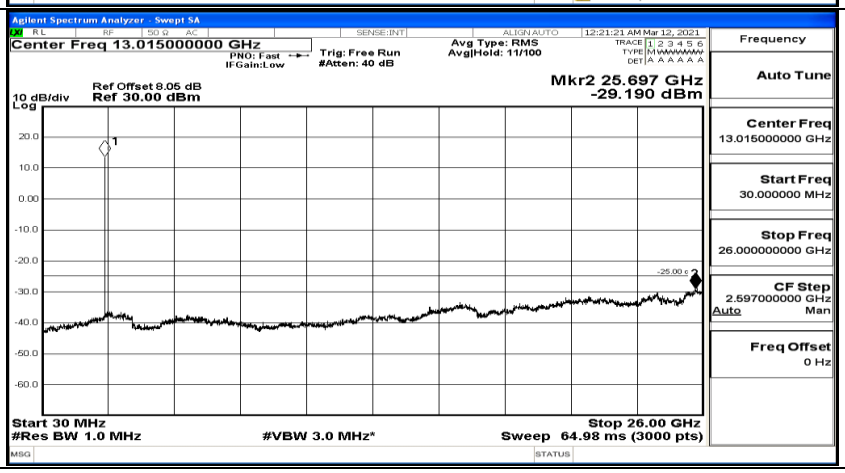
(Channel Bandwidth: 5 MHz)_LCH_16QAM_1RB#24