ZFD-21A
INSTALLATION INSTRUCTION MANUAL

Please read the instructions carefully before using to guarantee correct and proper operation

I .Product overview

Battery free wireless doorbell could make use of wireless signal generated by wireless transmitter module, which is driven by electric energy transformed from kinetic energy when press the button.Compared with traditional doorbell, it doesn’ t need battery at all.

II .Product features

1. 38 chord ringtones, loud and clear.
2. Our product is non-toxic and harmless to health. It complies with EU RoHS, and PAH standard requirements.
3. Brand new ABS raw material.
4. Stable performance ensured by imported chips, SMT craft, produced and tested under directive requirements of CE, FCC-ID.
5. Fashionable and exquisite appearance.
6. Our product is environmental friendly, low carbon, low radiation, ultra-low power dissipation.
7. One receiver could be paired with 5 emitters, One emitters could be paired with 5 receiver .

III.Boxing list

Doorbell receiver*1 Emitter button*1 Instruction book*1

IV.Specifications

1. Receiver input voltage: AC100V-240V
2. Receiver power dissipation: ＜ 0.3W
3. Ring tone grade: ＞80dbA
4. Receiver sensitivity: ＜- 110dbm
5. Emitter button stroke: 3.2mm
6. Emitter button pressure: 3-4N
7. Emitter service life: ＞200,000 times
8. Emitter power dissipation: 10nw
9. Wireless frequency: 433.9MHz
10. Modulator type: ASK
11. Effective remote distance in open area: ≤100m
12. Operating temperature range: -20°C~70°C

V .Emitter installation

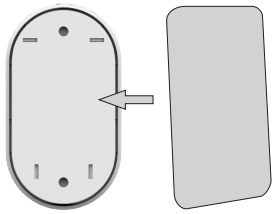

Paste side A of the tape on emitter

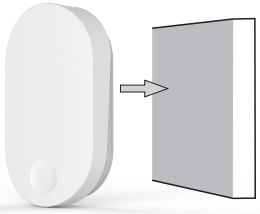

Paste the side B on wall.

Use double-sided adhesive tape to paste the emitter on wall or door.

VI.Receiver bell installation

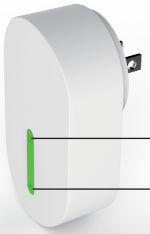

Plug the receiver in to a AC100V-240V power socket.

Choose ring tone(38 pieces of music)

Set proper volume(4th gear adjustment)

VII.How to pair

1. Reset mode: plug in power socket when press and hold volume key.
2. Pair mode: press and hold volume key for 5s, paired when you hear the default ring tone. (When you hear the music, it's Ding Dong,Voice size recognition)

FCC Warning

This device complies with part 15 of the FCC rules. Operation is subject to the following two conditions: (1) this device may not cause harmful interference, and (2) this device must accept any inte rference received, including interference that may cause undesired operation.

Changes or modifications not expressly approved by the party responsible for compliance could void the user's authority to operate the equipment.

NOTE: This equipment has been tested and found to comply with the limits for a Class B digital device, pursuant to part 15 of the FCC Rules. These limits are designed to provide reasonable protection against harmful interference in a residential installation. This equipment generates uses and can radiate radio frequency energy and, if not installed and used in accordance with the instructions, may cause harmful interference to radio communications. However, there is no guarantee that interference will not occur in a particular installation. If this equipment does cause harmful interferenceto radio or television reception, which can be determined by turning the equipment off and on, the user is encouraged to try to correct the interference by one or more of the following measures:

- Reorient or relocate the receiving antenna.
- Increase the separation between the equipment and receiver.
- Connect the equipment into an outlet on a circuit different from that to which the receiver is connected.
- Consult the dealer or an experienced radio/TV technician for help.