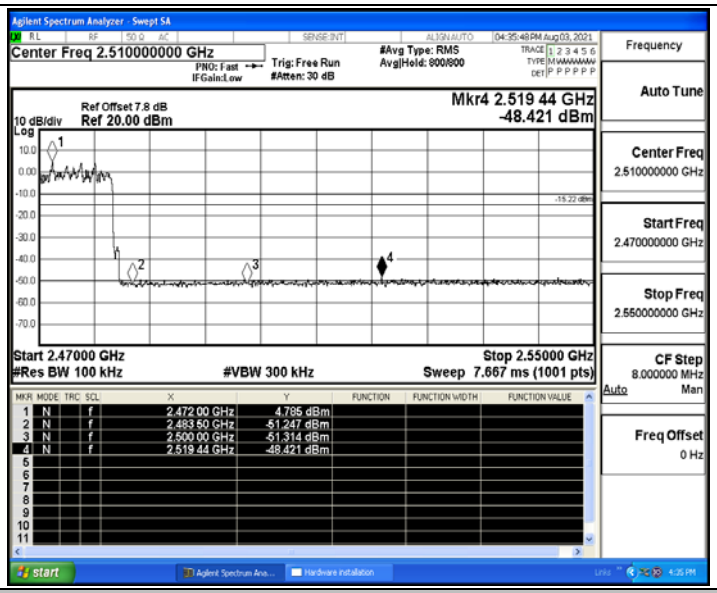

3DH5_Ant1_Low_2402

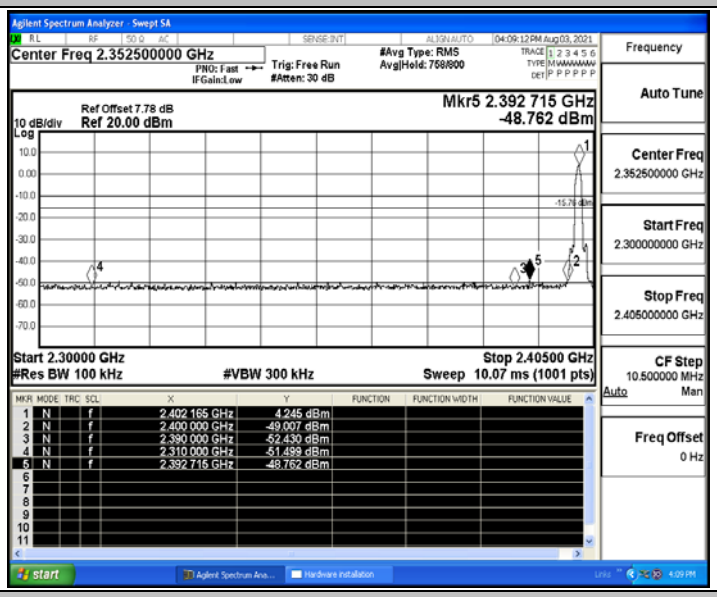

3DH5_Ant1_High_2480

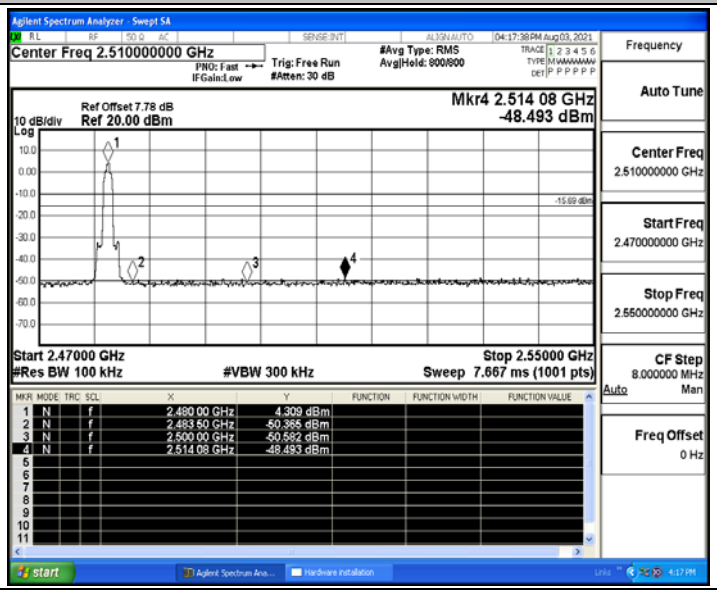

3DH5_Ant1_Low_Hop_2402

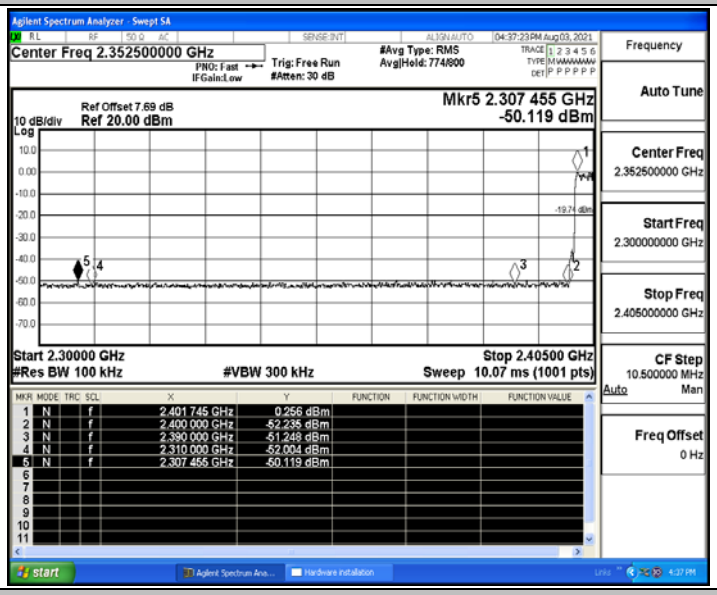

3DH5_Ant1_High_Hop_2480

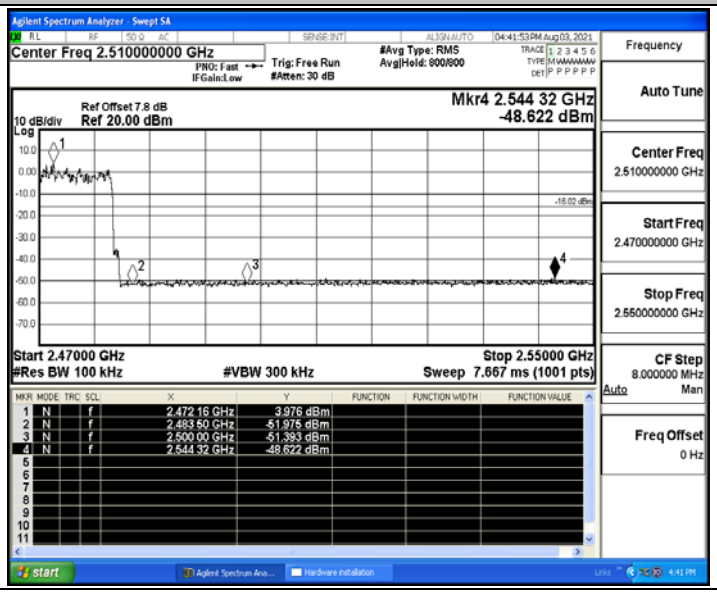

Appendix A.7: Conducted Spurious Emission

Test Result

TestMode	Antenna	Channel	FreqRange [MHz]	RefLevel [dBm]	Result [dBm]	Limit [dBm]	Verdict
DH5	Ant1	2402	Reference	5.55	5.55	---	PASS
			30~1000	5.55	-61.3	≤-14.45	PASS
			1000~26500	5.55	-47.55	≤-14.45	PASS
		2441	Reference	6.33	6.33	---	PASS
			30~1000	6.33	-61.08	≤-13.67	PASS
			1000~26500	6.33	-48.07	≤-13.67	PASS
		2480	Reference	5.52	5.52	---	PASS
			30~1000	5.52	-61.79	≤-14.48	PASS
			1000~26500	5.52	-47.5	≤-14.48	PASS
2DH5	Ant1	2402	Reference	3.98	3.98	---	PASS
			30~1000	3.98	-61.96	≤-16.02	PASS
			1000~26500	3.98	-47.66	≤-16.02	PASS
		2441	Reference	1.99	1.99	---	PASS
			30~1000	1.99	-61.84	≤-18.01	PASS
			1000~26500	1.99	-47.52	≤-18.01	PASS
		2480	Reference	3.98	3.98	---	PASS
			30~1000	3.98	-60.91	≤-16.02	PASS
			1000~26500	3.98	-47.48	≤-16.02	PASS
3DH5	Ant1	2402	Reference	3.93	3.93	---	PASS
			30~1000	3.93	-60.63	≤-16.07	PASS
			1000~26500	3.93	-47.46	≤-16.07	PASS
		2441	Reference	5.41	5.41	---	PASS
			30~1000	5.41	-61.68	≤-14.59	PASS
			1000~26500	5.41	-46.89	≤-14.59	PASS
		2480	Reference	0.88	0.88	---	PASS
			30~1000	0.88	-61.69	≤-19.12	PASS
			1000~26500	0.88	-46.79	≤-19.12	PASS

Test Graphs

DH5_Ant1_2402_0~Reference

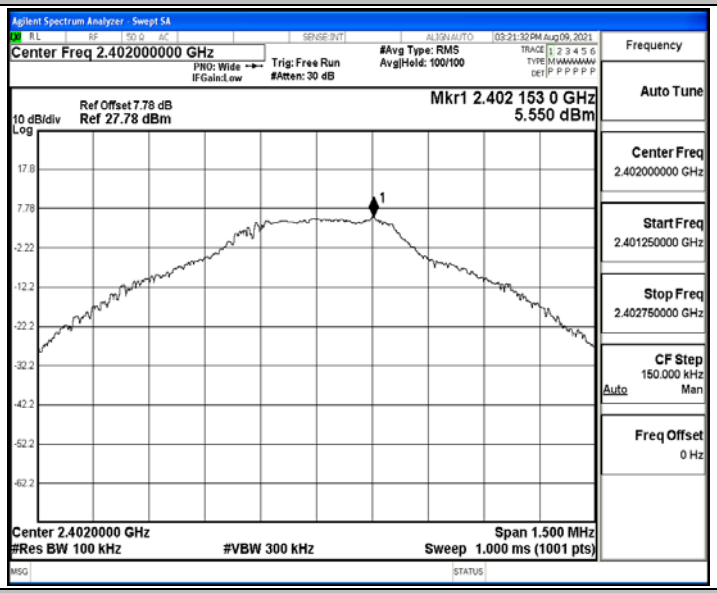

DH5_Ant1_2402_30~1000

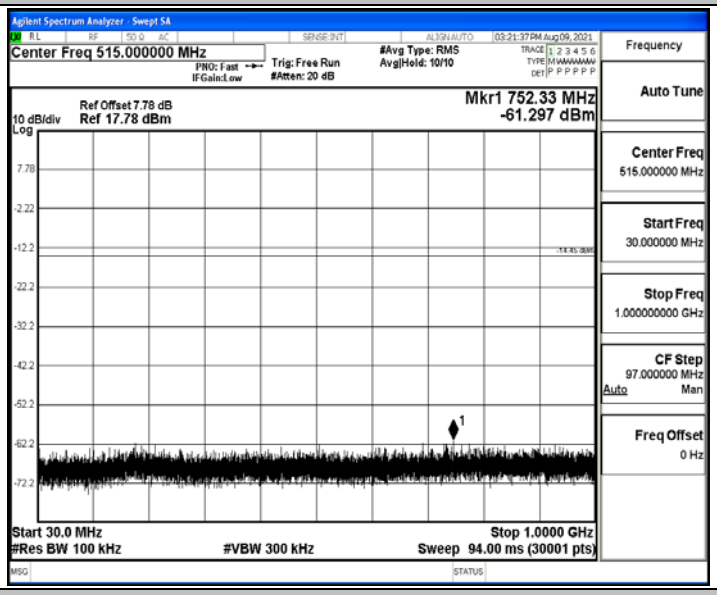

DH5_Ant1_2402_1000~26500

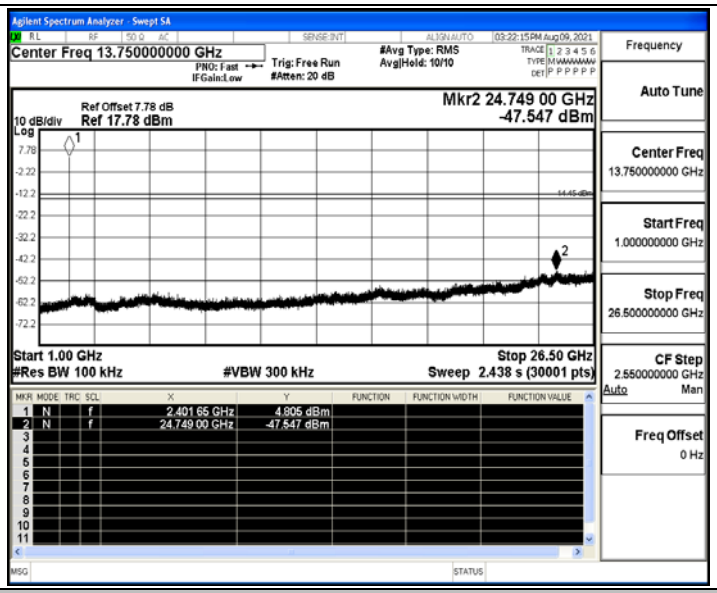

DH5_Ant1_2441_0~Reference

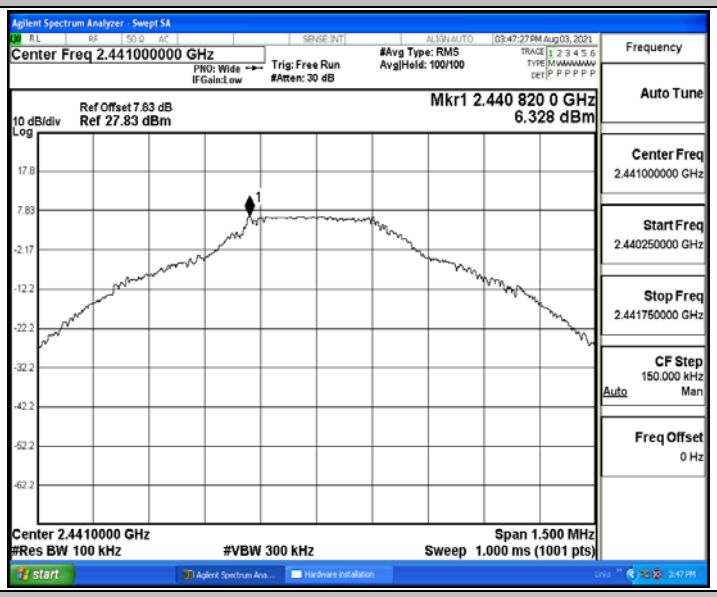

DH5_Ant1_2441_30~1000

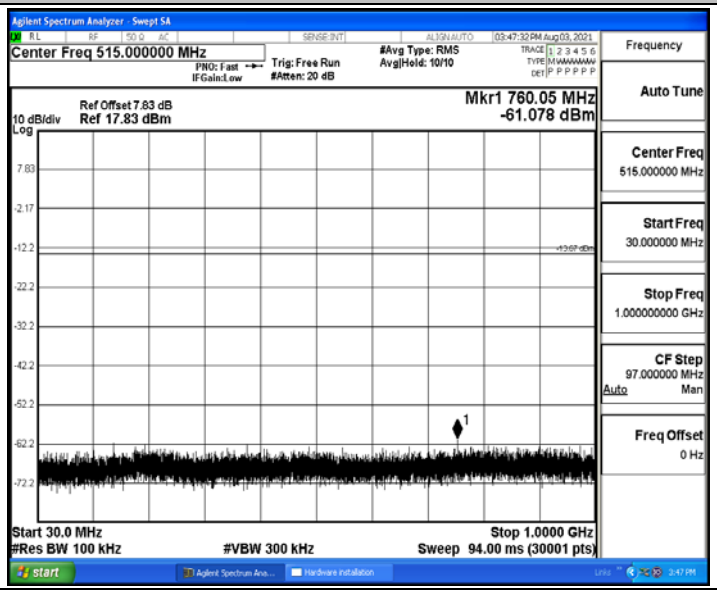

DH5_Ant1_2441_1000~26500

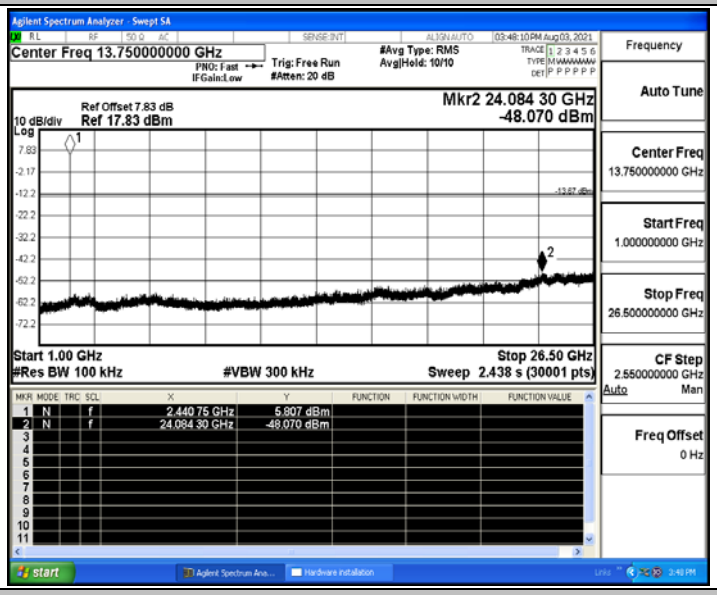

DH5_Ant1_2480_0~Reference

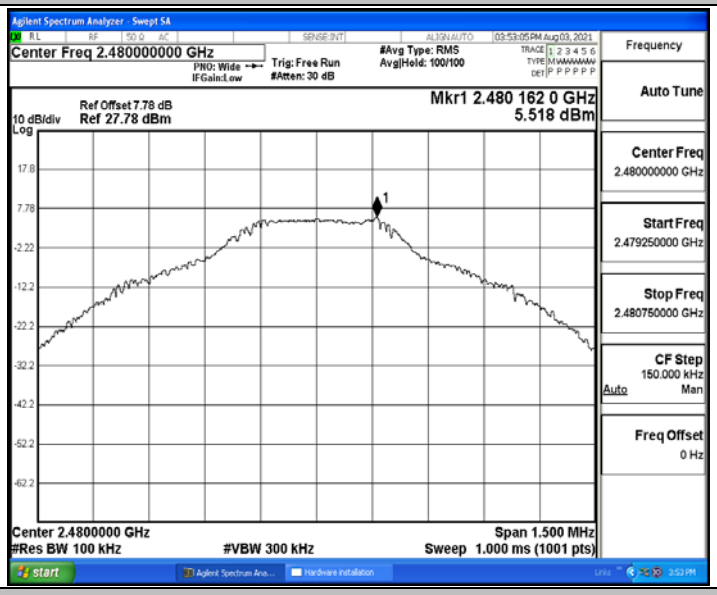

DH5_Ant1_2480_30~1000

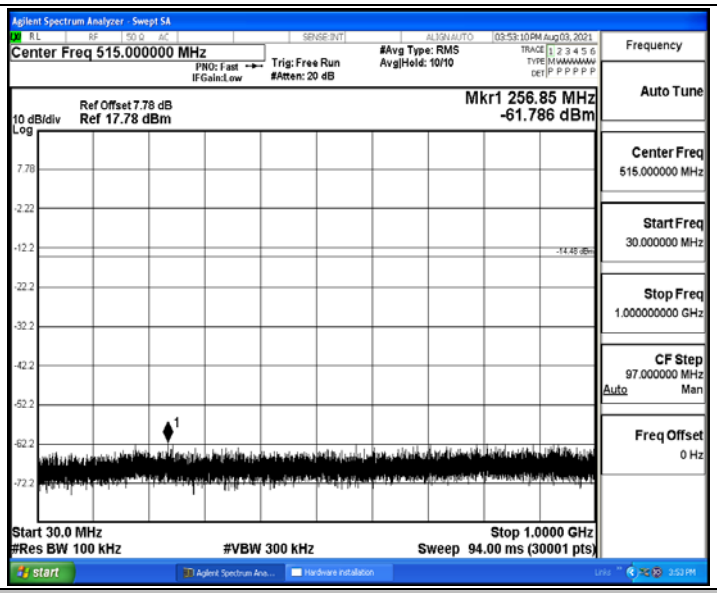

DH5_Ant1_2480_1000~26500

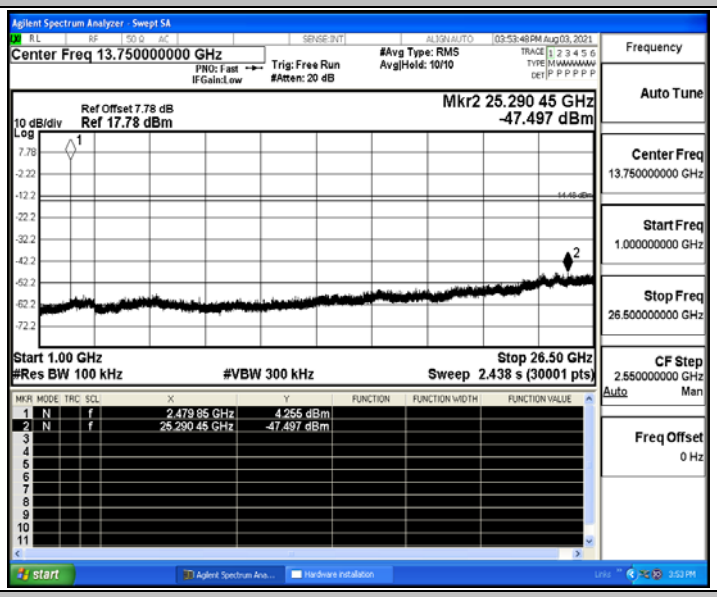

2DH5_Ant1_2402_0~Reference

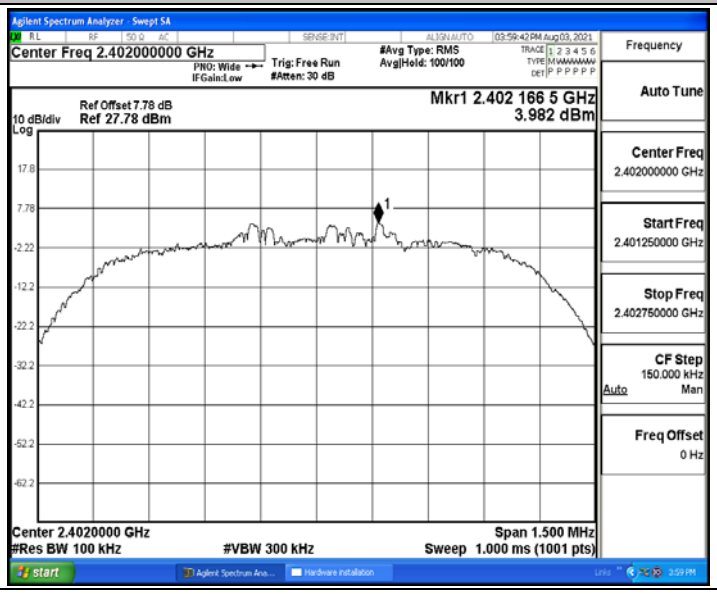

2DH5_Ant1_2402_30~1000

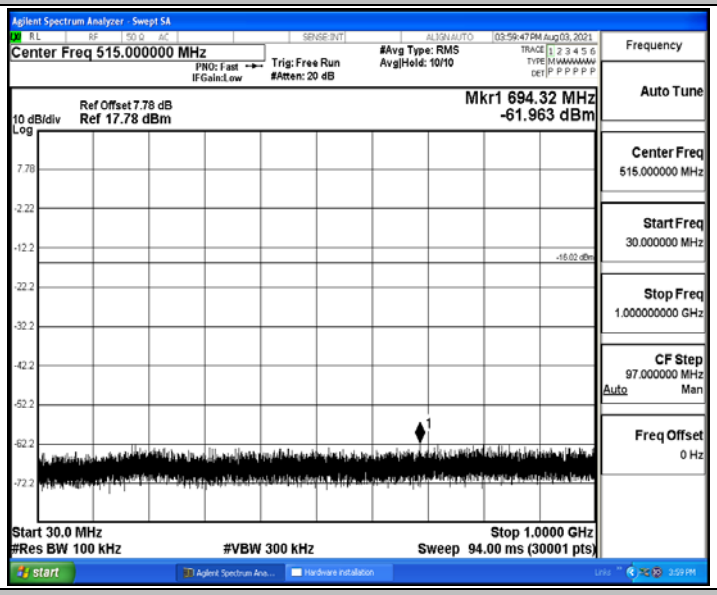

2DH5_Ant1_2402_1000~26500

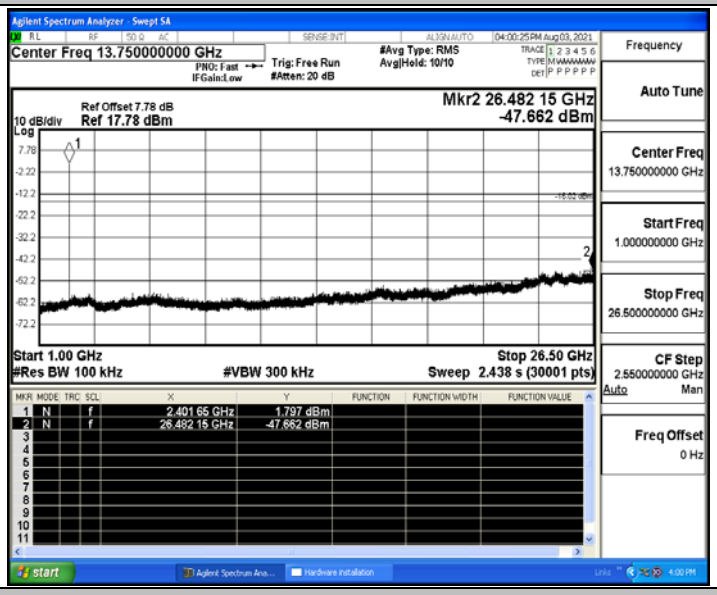

2DH5_Ant1_2441_0~Reference

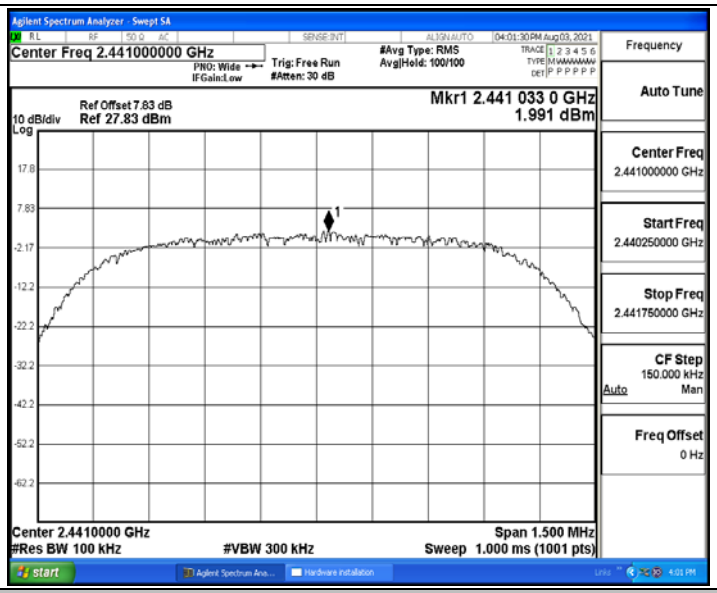

2DH5_Ant1_2441_30~1000

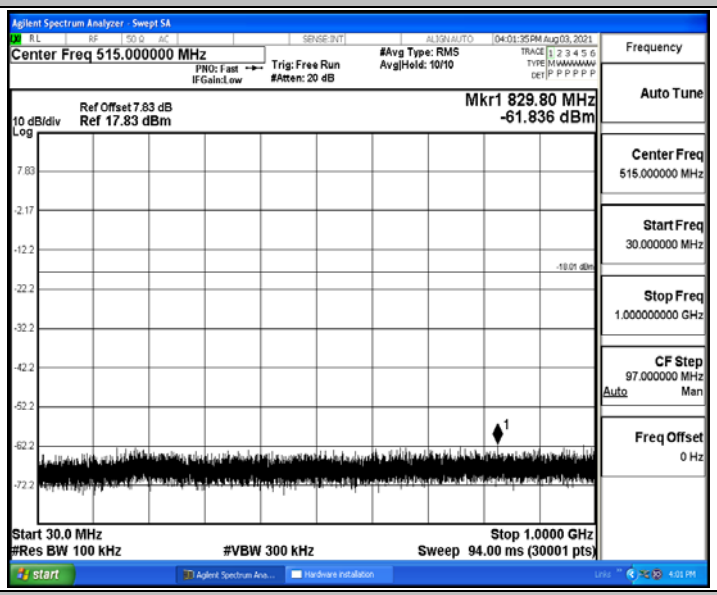

2DH5_Ant1_2441_1000~26500

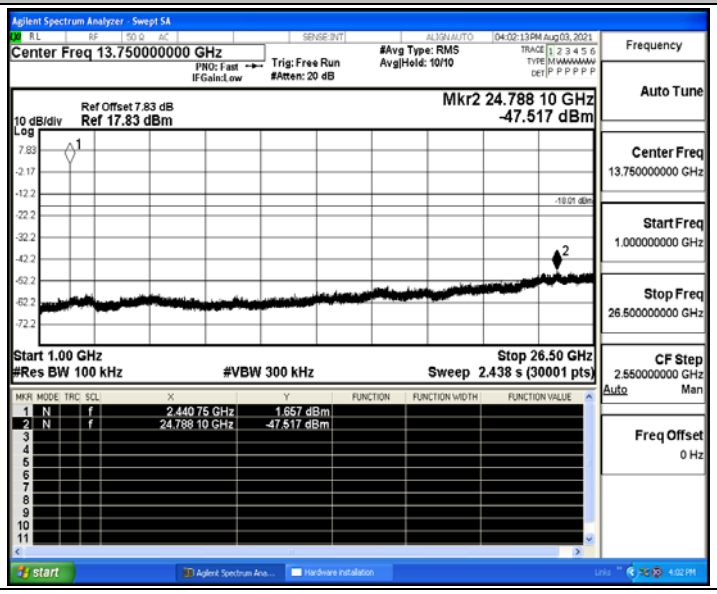

2DH5_Ant1_2480_0~Reference

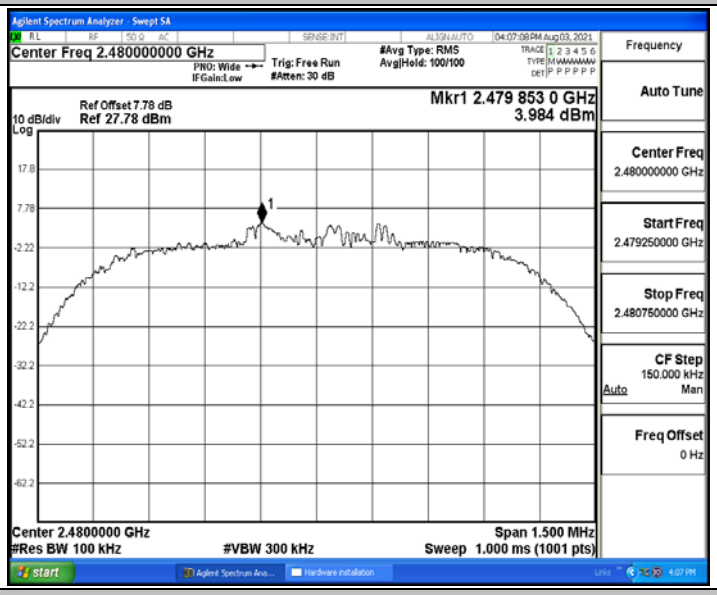

2DH5_Ant1_2480_30~1000

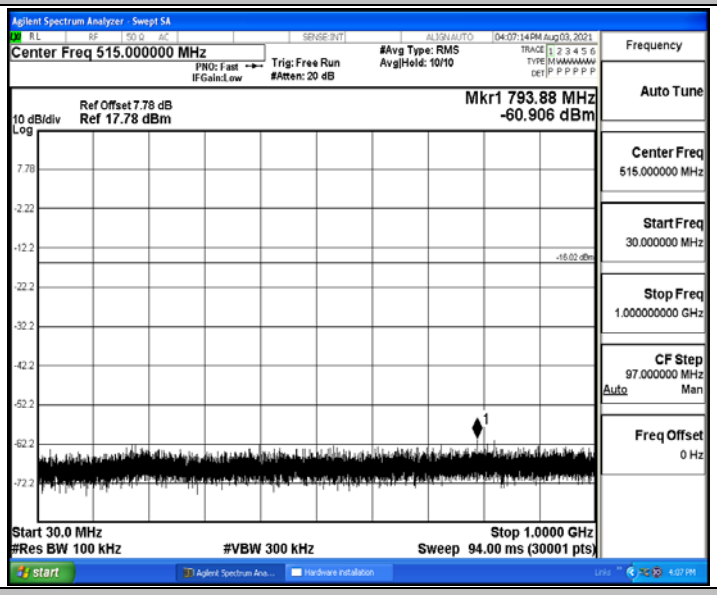

2DH5_Ant1_2480_1000~26500

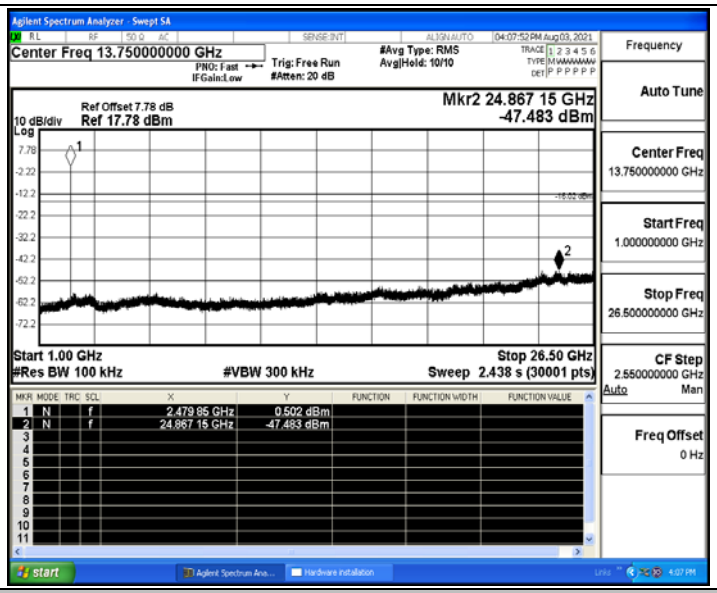

3DH5_Ant1_2402_0~Reference

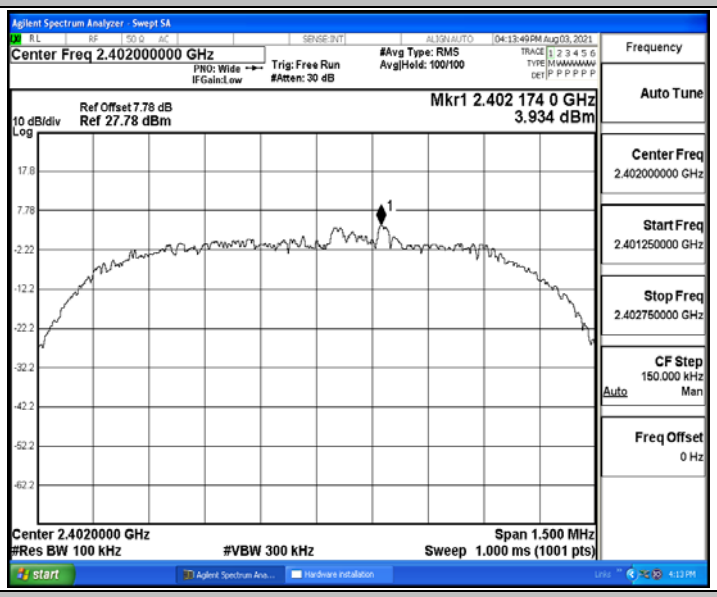

3DH5_Ant1_2402_30~1000

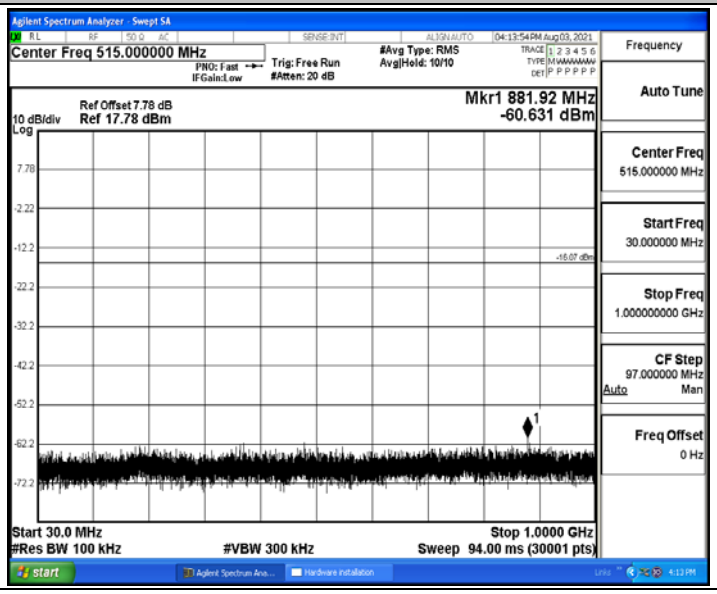

3DH5_Ant1_2402_1000~26500

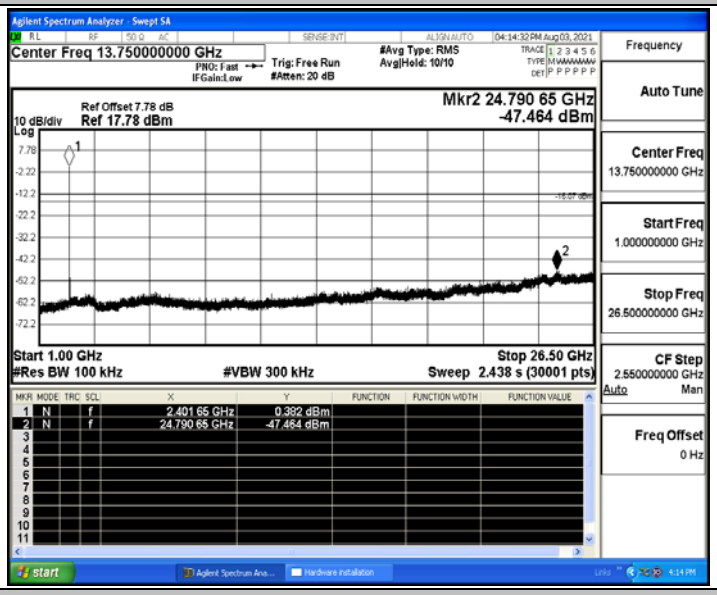

3DH5_Ant1_2441_0~Reference

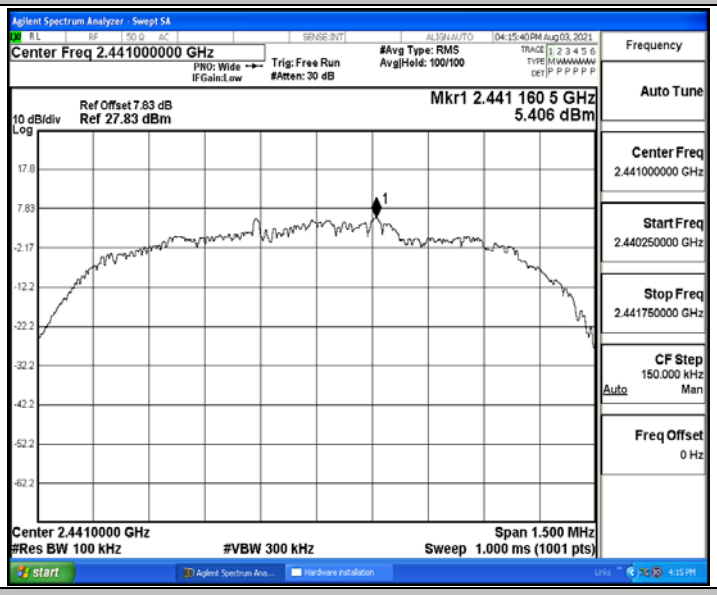

3DH5_Ant1_2441_30~1000

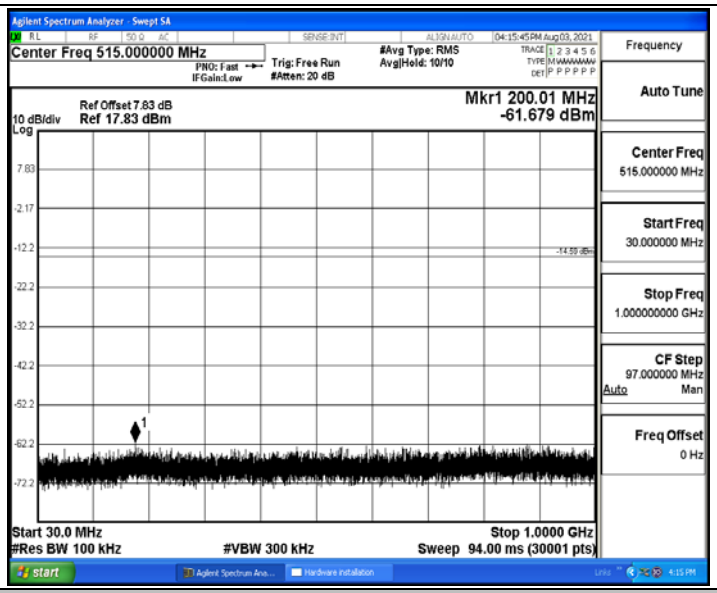

3DH5_Ant1_2441_1000~26500

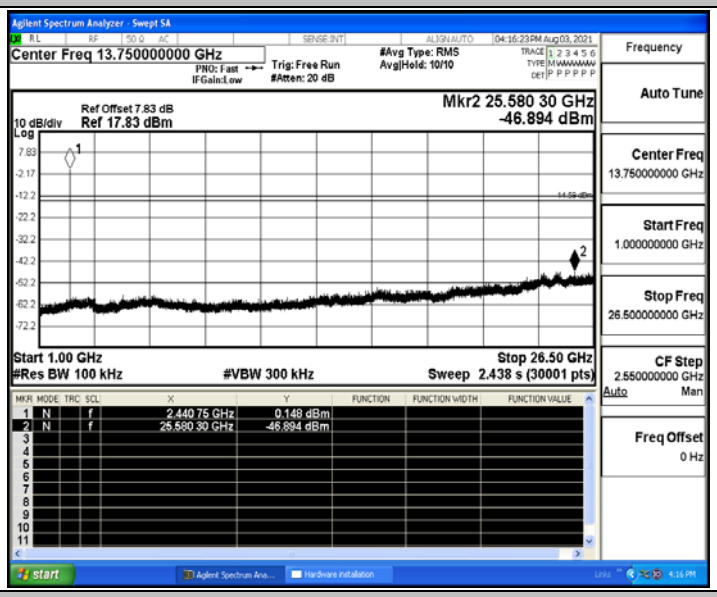

3DH5_Ant1_2480_0~Reference

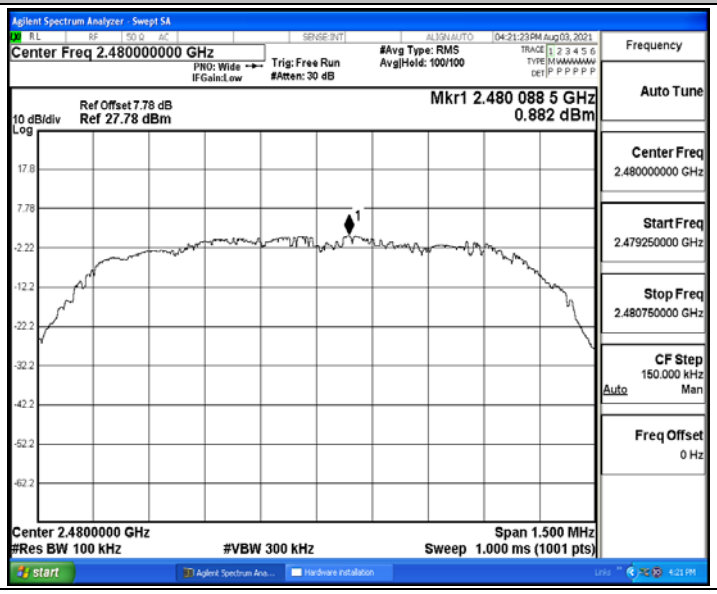

3DH5_Ant1_2480_30~1000

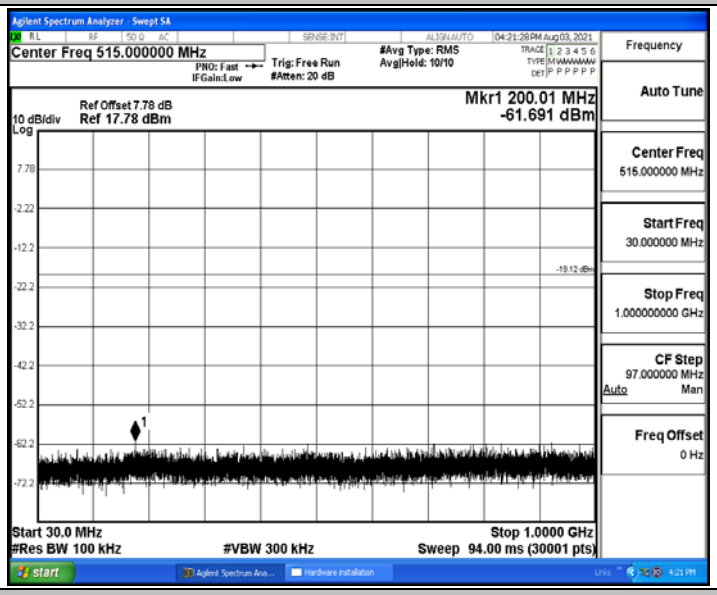

3DH5_Ant1_2480_1000~26500

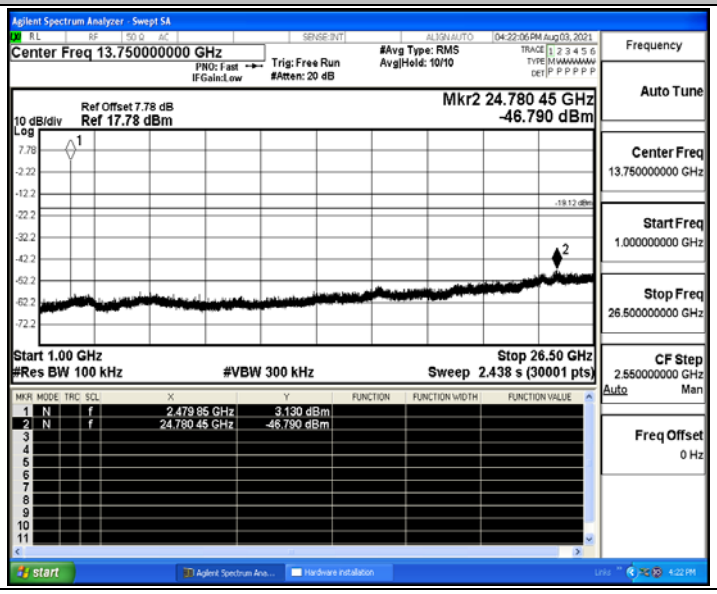

Appendix A.8: Emissions in Restricted Bands

Test Result

TestMode	Antenna	ChName	Channel	Detector	Freq. [MHz]	Result [dBm]	Limit [dBm]	Result [dBuV/m]	Limit [dBuV/m]	Verdict
DH5	Ant1	Low	2402	AV	2310.000	-48.95	≤-41.20	46.25	≤54	PASS
				AV	2388.410	-48.42	≤-41.20	46.78	≤54	PASS
				AV	2390.000	-48.64	≤-41.20	46.56	≤54	PASS
				Peak	2310.000	-40.97	≤-21.20	54.23	≤74	PASS
				Peak	2352.080	-37.94	≤-21.20	57.26	≤74	PASS
				Peak	2390.000	-40.52	≤-21.20	54.68	≤74	PASS
		High	2480	AV	2483.500	-47.23	≤-41.20	47.97	≤54	PASS
				AV	2483.520	-47.23	≤-41.20	47.97	≤54	PASS
				AV	2500.000	-48.1	≤-41.20	47.10	≤54	PASS
				Peak	2483.500	-38.34	≤-21.20	56.86	≤74	PASS
				Peak	2498.800	-37.18	≤-21.20	58.02	≤74	PASS
				Peak	2500.000	-38.81	≤-21.20	56.39	≤74	PASS
2DH5	Ant1	Low	2402	AV	2310.000	-49.03	≤-41.20	46.17	≤54	PASS
				AV	2389.355	-48.51	≤-41.20	46.69	≤54	PASS
				AV	2390.000	-48.62	≤-41.20	46.58	≤54	PASS
				Peak	2310.000	-40.98	≤-21.20	54.22	≤74	PASS
				Peak	2316.170	-37.78	≤-21.20	57.42	≤74	PASS
				Peak	2390.000	-39.71	≤-21.20	55.49	≤74	PASS
		High	2480	AV	2483.500	-47.07	≤-41.20	48.13	≤54	PASS
				AV	2483.520	-47.07	≤-41.20	48.13	≤54	PASS
				AV	2500.000	-48.12	≤-41.20	47.08	≤54	PASS
				Peak	2483.500	-38.6	≤-21.20	56.60	≤74	PASS
				Peak	2498.960	-36.88	≤-21.20	58.32	≤74	PASS
				Peak	2500.000	-39.64	≤-21.20	55.56	≤74	PASS
3DH5	Ant1	Low	2402	AV	2310.000	-49.04	≤-41.20	46.16	≤54	PASS
				AV	2384.525	-48.52	≤-41.20	46.68	≤54	PASS
				AV	2390.000	-48.62	≤-41.20	46.58	≤54	PASS
				Peak	2310.000	-40.41	≤-21.20	54.79	≤74	PASS
				Peak	2378.750	-37.9	≤-21.20	57.30	≤74	PASS
				Peak	2390.000	-38.5	≤-21.20	56.70	≤74	PASS
		High	2480	AV	2483.500	-47.06	≤-41.20	48.14	≤54	PASS
				AV	2483.520	-47.06	≤-41.20	48.14	≤54	PASS
				AV	2500.000	-48.05	≤-41.20	47.15	≤54	PASS
				Peak	2483.500	-38.58	≤-21.20	56.62	≤74	PASS
				Peak	2495.600	-37.72	≤-21.20	57.48	≤74	PASS
				Peak	2500.000	-39.2	≤-21.20	56.00	≤74	PASS

Note：

1. The Antenna Gain is compensated in the graph.
2. The limit in dBm for average detector is conversion from 54dBuV/m, according to 15.209(a). The limit in dBm for peak detector is 20dB above the limit of average detector in dBm.

Test Graphs

DH5_Ant1_Low_2402_AV

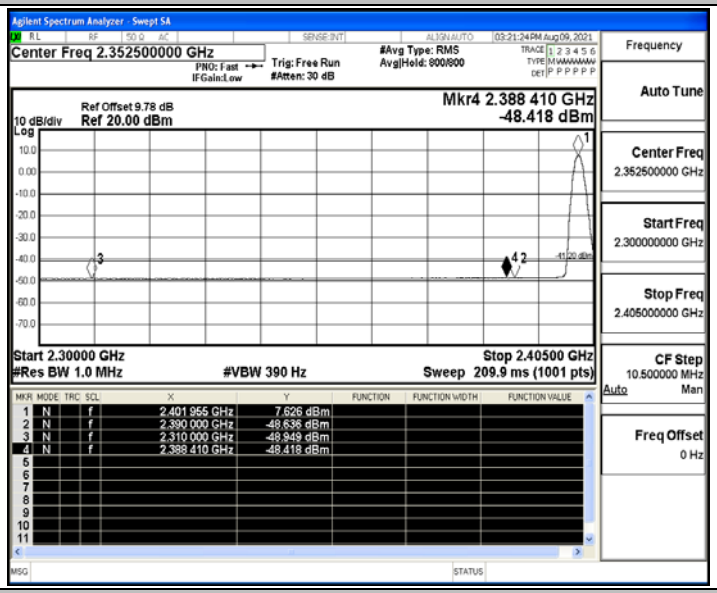

DH5_Ant1_Low_2402_Peak

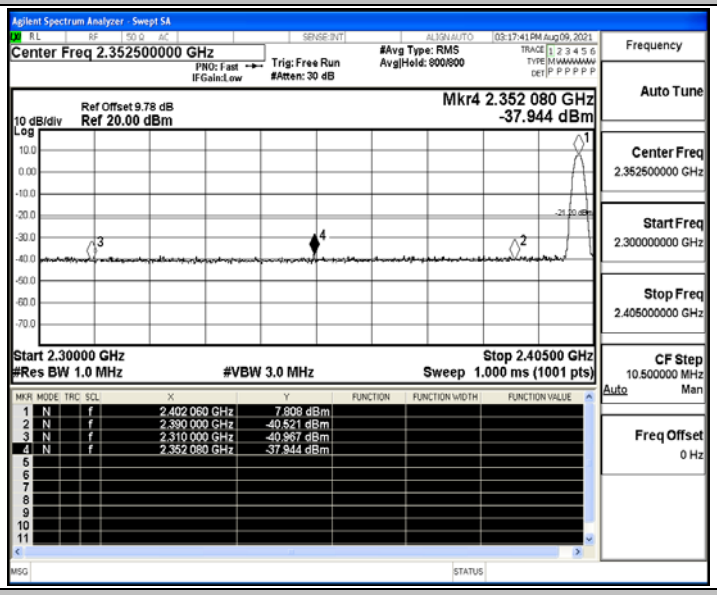

DH5_Ant1_High_2480_AV

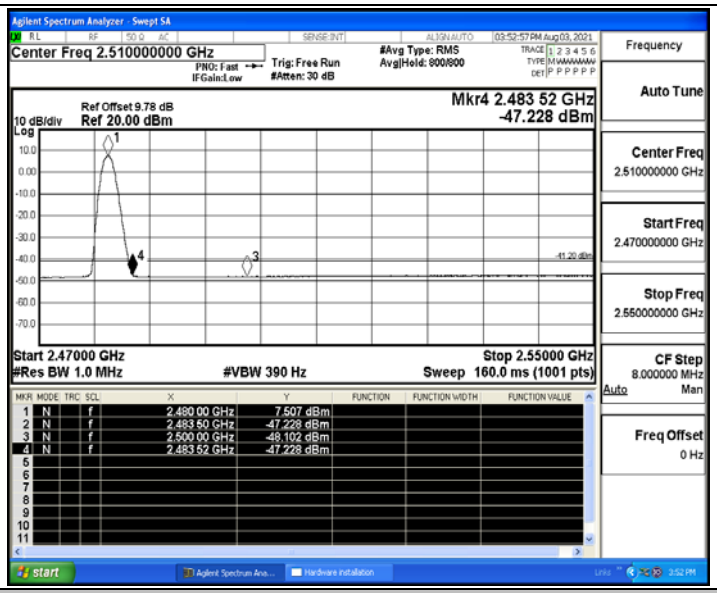

DH5_Ant1_High_2480_Peak

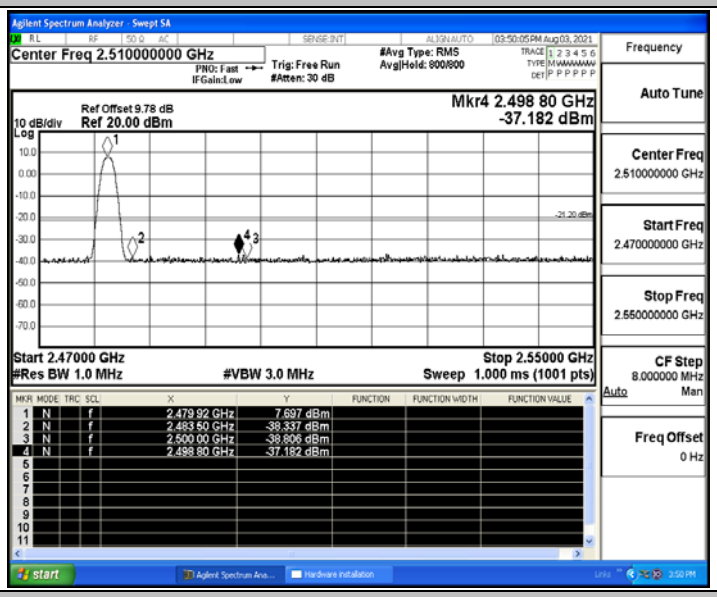

2DH5_Ant1_Low_2402_AV

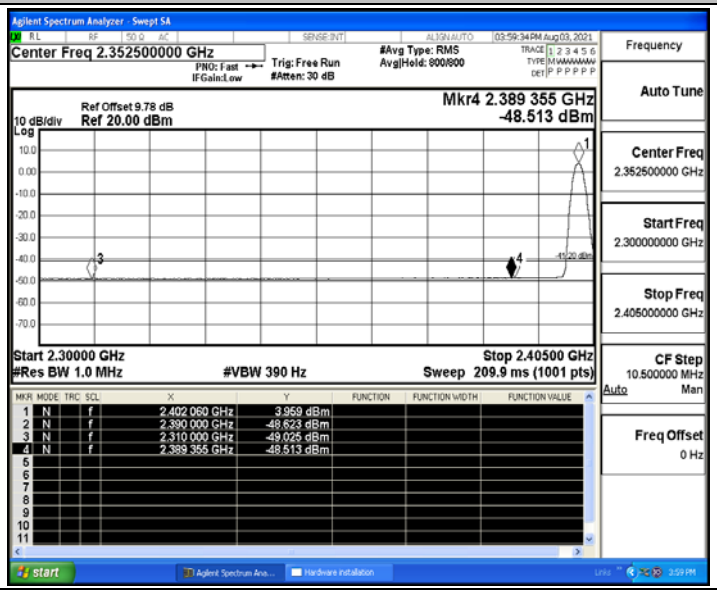

2DH5_Ant1_Low_2402_Peak

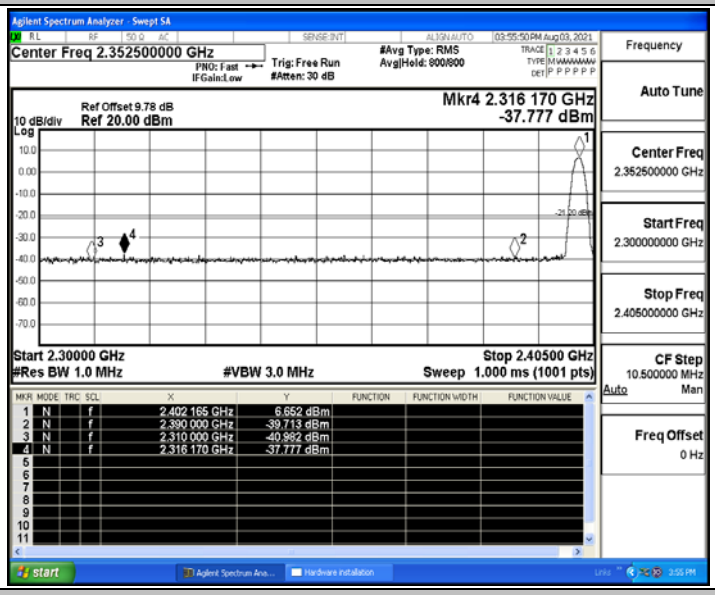

2DH5_Ant1_High_2480_AV

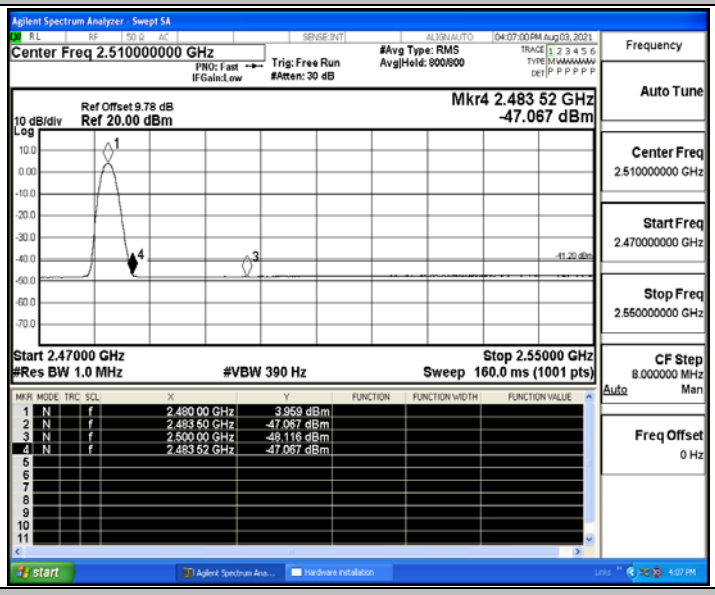

2DH5_Ant1_High_2480_Peak

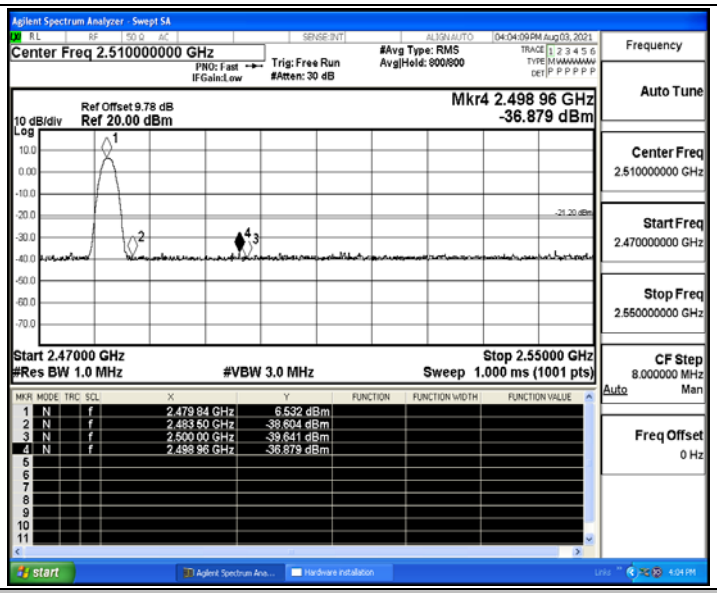

3DH5_Ant1_Low_2402_AV

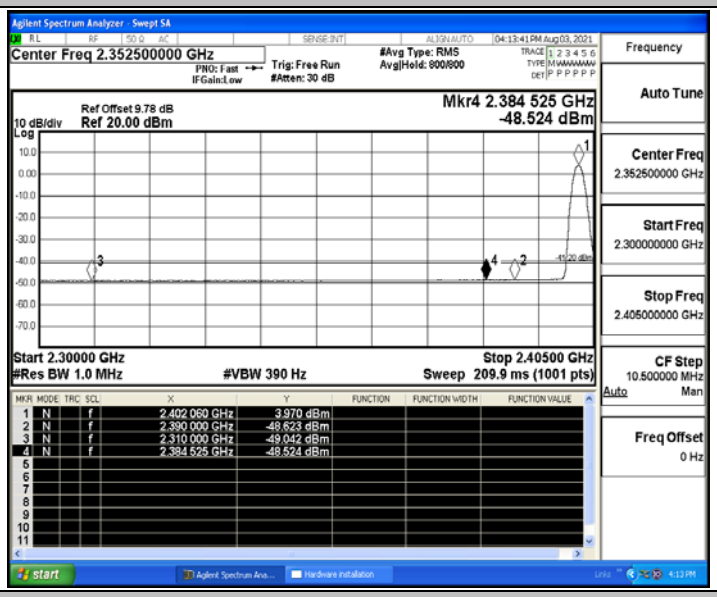

3DH5_Ant1_Low_2402_Peak

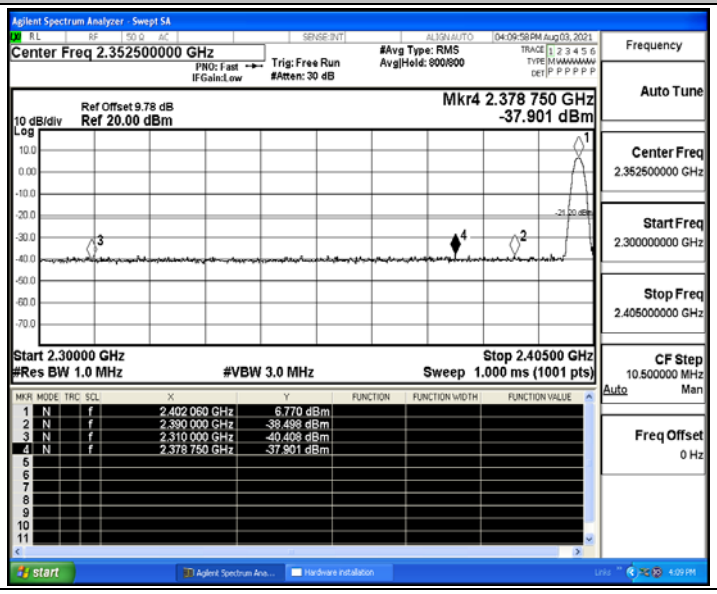

3DH5_Ant1_High_2480_AV

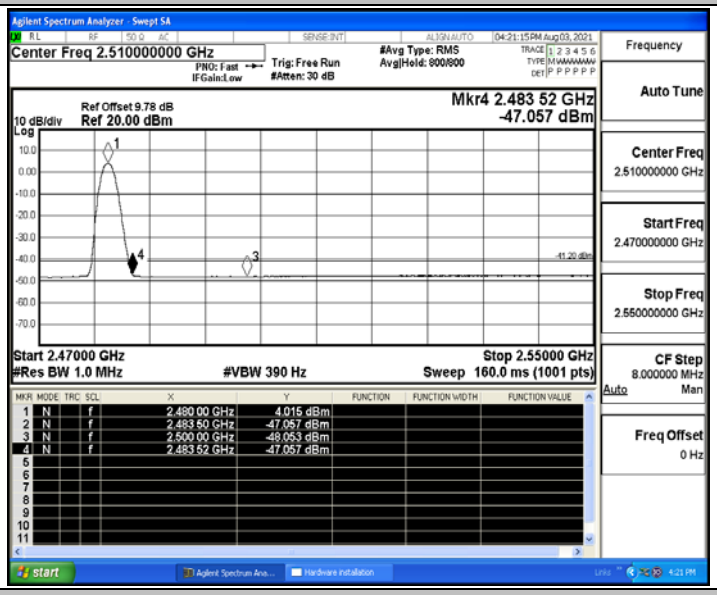
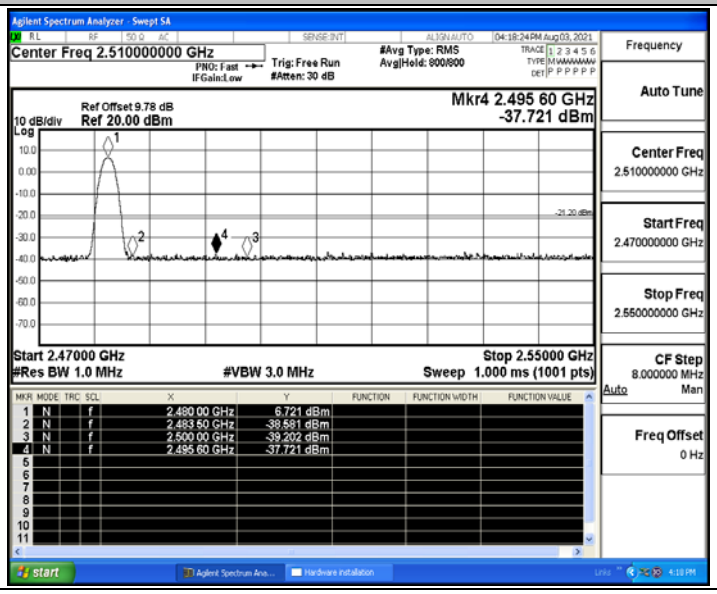
3DH5_Ant1_High_2480_Peak