Report No.: AAEMT/EMC/221003-01-08

FCC RADIO TEST REPORT

Part 15 subpart E

FCC ID：2AZOI4XW2E

Report Reference No. ..... :	AAEMT/EMC/221003-01-08
Date of issue ..... :	2023-02-28
Testing Laboratory..... :	AA Electro Magnetic Test Laboratory Private Limited
Address ..... :	Plot No 174, Udyog Vihar - Phase 4, Sector 18, Gurgaon, Haryana, India
Applicant's name..... :	HFCL Limited
Address ..... :	Plot no. 38, Institutional Area, Sector 32,Gurgaon -122001
Manufacturer ..... :	HFCL Limited
Address……..:	Plot no. 38, Institutional Area, Sector 32,Gurgaon -122001
Test specification:	
Test item description..... :	IO Wi-Fi 6 Dual Band 2x2:2 Outdoor Access Point with Integrated Antenna (8 dBi) with LTE Band Pass Filter [extended temperature]
Trade Mark..... :	
Model/Type reference ..... :	ion4x_w2_ext
Ratings ..... :	Input for PoE: 100-264VAC, 50/60Hz, 0.45A Output of POE/Input For EUT: 54VDC,0.2
Declaration of Conformity:	Declaration of conformity of the results is based as per the standard limits

Prepared By (+ signature) Ankur Kumar: _____

Reviewed & Approved by: (+ signature) _____

Dr. Lenin Raja (Authorized Representative)
(/ lenin83/)

Plot No.174, UdyogVihar Phase 4, Sector -18, Gurgaon -122016, Haryana, India

Contact: 0124-4235350, 4145343; e-mail: info @aaemtlabs.com; Website: www.aaemtlabs.com

TABLE OF CONTENTS

1. Summary of test results 5
2. General test information 6
2.1. Description of EUT 6
2.2. Accessories of EUT 8
2.3. Assistant equipment used for test 8
3. Equipments List for All Test Items 9
3.1. Block diagram of EUT configuration for test 11
3.2. Test environment conditions 11
3.3. Measurement uncertainty 11
4. POWER SPECTRAL DENSITY TEST 12
4.1. Block diagram of test setup 12
4.2. Applied procedures / limit 12
4.3. Test Procedure 13
4.4. Test Result: 14
5. 26 dB & 99% Emission Bandwidth 64
5.1 Block diagram of test setup 64
5.2 Applied procedures / limit 64
5.3. Test Procedure 64
5.4. Test Result: 65
6. MAXIMUM CONDUCTED OUTPUT POWER 166
6.1. Test Result 167
7. Band Edges Measurement 169
7.1. Test Result 170
8. RADIATED EMISSION MEASUREMENT 207
8.1. Block diagram of test setup 207
8.2. Limit 209
8.3. Test Procedure 210
8.4. Test result(Below 30MHz) 212
9. Power Line Conducted Emission 218
9.1. Block diagram of test setup 218
9.2. Power Line Conducted Emission Limits 218
9.3. Test Procedure 219

Plot No.174, UdyogVihar Phase 4, Sector -18, Gurgaon -122016, Haryana, India

Contact: 0124-4235350, 4145343; e-mail: info @aaemtlabs.com; Website: www.aaemtlabs.com

9.4. Test Result 219

10. Conducted Spurious Emissions.....222

11. Antenna Requirements 287

11.1. Limit.....287

11.2. EUT ANTENNA 287

Plot No.174, UdyogVihar Phase 4, Sector -18, Gurgaon -122016, Haryana, India

Contact: 0124-4235350, 4145343; e-mail: info @aaemtlabs.com; Website: www.aaemtlabs.com

TEST REPORT DECLARE

Applicant	:	HFCL Limited
Address	:	Plot no. 38, Institutional Area, Sector 32,Gurgaon-122001
Equipment under Test	:	IO Wi-Fi 6 Dual Band 2x2:2 Outdoor Access Point with Integrated Antenna (8 dBi) with LTE Band Pass Filter [extended temperature]
Model No	:	ion4x_w2_ext
Derivative Model	:	ion4x_w, ion4x_w2, ion4x_w_ext
Trade Mark	:	
Manufacturer	:	HFCL Limited
Address	:	Plot no. 38, Institutional Area, Sector 32,Gurgaon-122001

Test Standard Used: FCC Part 15E 15.407

Test procedure used: ANSI C63.10-2013 and KDB 789033 D02 General UNII Test Procedures New Rules v02r01 .

We Declare:

The equipment described above is tested by AA Electro Magnetic Test Laboratory Private Limited and in the configuration tested the equipment complied with the standards specified above. The test results are contained in this test report and AA Electro Magnetic Test Laboratory Private Limited is assumed of full responsibility for the accuracy and completeness of these tests.

After test and evaluation, our opinion is that the equipment provided for test compliance with the requirement of the above FCC standards.

Report No:	AAEMT/EMC/221003-01-08		
Date of Test:	Oct 03, 2022~Dec 20, 2022	**Date of Report**:	Feb 28, 2023

Note: This report applies to above tested sample only. This report shall not be reproduced in parts without written approval of AA Electro Magnetic Test Laboratory Private Limited

Plot No.174, UdyogVihar Phase 4, Sector -18, Gurgaon -122016, Haryana, India

Contact: 0124-4235350, 4145343; e-mail: info @aaemtlabs.com; Website: www.aaemtlabs.com

1. SUMMARY OF TEST RESULTS

The EUT have been tested according to the applicable standards as referenced below.		
FCC Part15 (15.407) , Subpart E		
Description of Test Item	**Standard**	**Results**
AC Power Line Conducted Emissions	FCC §15.207/ RSS-Gen	PASS
Spurious Radiated Emissions	FCC §15.209(a), 15.407(b)	PASS
26 dB and 99% Emission Bandwidth	FCC §15.407(a)	PASS
Maximum Conducted Output Power	FCC §407(a)(1)	PASS
Band Edges	FCC §2.1051, §15.407(b)	PASS
Power Spectral Density	FCC §15.407(a)(1)	PASS
Spurious Emissions at Antenna Terminals	FCC §2.1051, §15.407(b)	PASS
Antenna Requirement	FCC §15.203	PASS

Plot No.174, UdyogVihar Phase 4, Sector -18, Gurgaon -122016, Haryana, India

Contact: 0124-4235350, 4145343; e-mail: info @aaemtlabs.com; Website: www.aaemtlabs.com

2. GENERAL TEST INFORMATION

2.1. DESCRIPTION OF EUT

EUT Name	:	IO Wi-Fi 6 Dual Band 2x2:2 Outdoor Access Point with Integrated Antenna (8 dBi) with LTE Band Pass Filter [extended temperature]
Model Number	:	ion4x_w2_ext
Derivative Model	:	ion4x_w, ion4x_w2, ion4x_w_ext
Power supply	:	Input for PoE: 100-264VAC, 50/60Hz, 0.45A Output of POE/Input For EUT: 54VDC,0.28A
Operation frequency	:	WiFi: 802.11a/n(HT20)/ac(VHT20)/ax(HE20): 5180MHz~5240MHz; 5745MHz~5825MHz 802.11n(HT40)/ac(VHT40)/ax(HE40): 5190MHz~5230MHz; 5755MHz~5795MHz 802.11ac(VHT80)/ax(HE80):5210MHz; 5775MHz
Modulation	:	802.11a/n: BPSK/QPSK/16QAM/64QAM 802.11ac/ax: BPSK/QPSK/16QAM/64QAM/256QAM/1024QAM
Data Rate	:	802.11a:6,9,12,18,24,36,48,54Mbps; 802.11ac(VHT20):MCS0-MCS8 802.11ac(VHT40/80):MCS0-MCS9 802.11n(HT20):MCS0-MCS7; 802.11n(HT40):MCS0-MCS7;
Antenna Type	:	Semi-directional Antenna
Antenna gain	:	8dBi
Antenna Function Description:	:	802.11a/n(HT20)/ac(VHT20)/ax(HE20) — 5180MHz~5240MHz — Chain 0, Chain 1 802.11n(HT40)/ac(VHT40)/ax(HE40) — 5190MHz~5230MHz 802.11ac(VHT80)/ax(HE80) — 5210MHz 802.11a/n(HT20)/ac(VHT20)/ax(HE20) — 5745MHz~5825MHz — Chain 0, Chain 1 802.11n(HT40)/ac(VHT40)/ax(HE40) — 5755MHz~5795MHz 802.11ac(VHT80)/ax(HE80) — 5775MHz
H/W No.	:	B1
S/W No.	:	6.1.1.28
Battery	:	N/A
Date of Receipt	:	Oct. 03, 2022

Plot No.174, UdyogVihar Phase 4, Sector -18, Gurgaon -122016, Haryana, India

Contact: 0124-4235350, 4145343; e-mail: info @aaemtlabs.com; Website: www.aaemtlabs.com

Condition of Sample on receipt		Good / Satisfactory / Fit for Testing
Opinions and Interpretations:		See the specific Note / Annexure if any in the whole /full report.
Note:		1 .For a more detailed features description, please refer to the manufacturer's specifications or the User's Manual. 2. Antenna gain and antenna type provided by manufacturer.

Plot No.174, UdyogVihar Phase 4, Sector -18, Gurgaon -122016, Haryana, India

Contact: 0124-4235350, 4145343; e-mail: info @aaemtlabs.com; Website: www.aaemtlabs.com

Channel List							
802.11a/n/ac/ax (20MHz)							
Channel	Frequency (MHz)	Channel	Frequency (MHz)	Channel	Frequency (MHz)	Channel	Frequency (MHz)
36	5180	40	5200	44	5220	48	5240
149	5745	153	5765	157	5785	161	5805
165	5825	--	--	--	--	--	--
802.11n/ac/ax (40MHz)							
Channel	Frequency (MHz)	Channel	Frequency (MHz)	Channel	Frequency (MHz)	Channel	Frequency (MHz)
38	5190	46	5230	151	5755	159	5795
802.11ac/ax (80MHz)							
Channel	Frequency (MHz)	Channel	Frequency (MHz)	Channel	Frequency (MHz)	Channel	Frequency (MHz)
42	5210	-	-	-	-	155	5775

2.2. ACCESSORIES OF EUT

Description of Accessories	Shielded Type	Ferrite Core	Length
PoE (HFCI)	-	-	-

2.3. ASSISTANT EQUIPMENT USED FOR TEST

Description of Assistant equipment	Manufacturer	Model number or Type	EMC Compliance	SN
Laptop	DELL	Latitude 3490	-	5M2Z1W2
DC Power Supply	JUNKE	JK15040K	-	6SJ2T02

Plot No.174, UdyogVihar Phase 4, Sector -18, Gurgaon -122016, Haryana, India

Contact: 0124-4235350, 4145343; e-mail: info @aaemtlabs.com; Website: www.aaemtlabs.com

3. EQUIPMENTS LIST FOR ALL TEST ITEMS

No	Test Equipment	Manufacturer	Model No	Serial No	Cal. Date	Cal.Due Date
1	Spectrum Analyzer	Rohde and Schwarz	FSP	101163	2022/02/08	2024/02/07
2	Loop antenna	DAZE Beijing	ZN30900C	18052	2021/09/15	2023/09/15
3	Hi power horn antenna	DAZE Beijing	ZN30700	18012	2021/09/15	2023/09/15
4	Horn antenna	DAZE Beijing	ZN30702	18006	2022/03/23	2023/03/22
5	Horn antenna	DAZE Beijing	ZN30703	18005	2021/09/15	2023/09/15
6	Pre amplifier	KELIANDA	LNA-0009295	-	2023/01/13	2024/01/13
7	Pre amplifier	KELIANDA	CF-00218	-	2023/01/13	2024/01/13
8	Biconical Antenna	DAZE Beijing	ZN30505C	17038	2021/09/15	2023/09/15
9	EMI-RECEIVER	Schwarzbeck	FCKL	1528194	2023/01/13	2024/01/13
10	LISN	Kyoritsu	KNW-407	8-1789-5	2023/01/13	2024/01/13
11	Network-LISN	SCHWAR ZBECK	NNBM8125	81251314	2023/01/13	2024/01/13
12	Network-LISN	SCHWAR ZBECK	NNBM8125	81251315	2023/01/13	2024/01/13
13	PULSELIMITER	Rohde and Schwarz	ESH3-Z2	100681	2023/01/13	
14	50Ω Coaxial Switch	DAIWA	1565157	-	2023/01/13	
15	50Ω Coaxial Switch	-	-	-	2023/01/13	
16	Wireless signal power meter	DARE!!	RPR3006W	RFSW190220	2023/01/13	
17	Signal Generator	KEYSIGHT	N5181A	512071	2023/01/13	

Plot No.174, UdyogVihar Phase 4, Sector -18, Gurgaon -122016, Haryana, India

Contact: 0124-4235350, 4145343; e-mail: info @aaemtlabs.com; Website: www.aaemtlabs.com

18	RF Vector Signal Generator	Keysight	N5182B	512094	2023/01/13	
19	Spectrum analyzer	R&S	FSV-40N	101385	2023/01/13	
20	Radio Communication Tester	R&S	CMW 500	124589	2021/09/15	
21	Signal Generator	R&S	SMP02	837017/004 836593/005	2021/09/15	
22	DC Regulated Power Supply	Metravi	RPS-3005	669076	2022/12/13	
23	Climatic Chamber	Sunrise Scientific Instruments	-	-	2022/11/22	
24	Attenuators	AGILENT	8494B	-	-	-
25	Attenuators	AGILENT	8495B	-	-	-

Plot No.174, UdyogVihar Phase 4, Sector -18, Gurgaon -122016, Haryana, India

Contact: 0124-4235350, 4145343; e-mail: info @aaemtlabs.com; Website: www.aaemtlabs.com

3.1. BLOCK DIAGRAM OF EUT CONFIGURATION FOR TEST

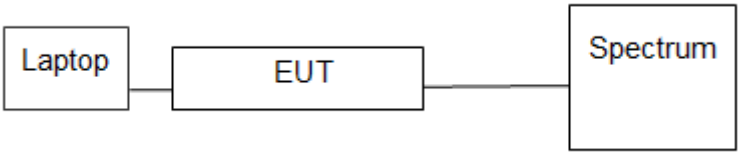

3.2. TEST ENVIRONMENT CONDITIONS

During the measurement the environmental conditions were within the listed ranges:

Temperature range:	21-25℃
Humidity range:	40-75%
Pressure range:	86-106kPa

3.3. MEASUREMENT UNCERTAINTY

No.	Item	Uncertainty
1	Conducted Emission Test	2.70dB
2	Radiated Emission Test	3.09dB
3	RF power, conducted	2.46dB
4	RF power density, conducted	2.24dB
5	Spurious emissions, conducted	2.71dB
6	All emissions, radiated(<1G)	3.08dB
7	All emissions, radiated(>1G)	3.09dB

Note：This uncertainty represents an expanded uncertainty expressed at approximately the 95% confidence level using a coverage factor of k=2.

Plot No.174, UdyogVihar Phase 4, Sector -18, Gurgaon -122016, Haryana, India

Contact: 0124-4235350, 4145343; e-mail: info @aaemtlabs.com; Website: www.aaemtlabs.com

4. POWER SPECTRAL DENSITY TEST

4.1. BLOCK DIAGRAM OF TEST SETUP

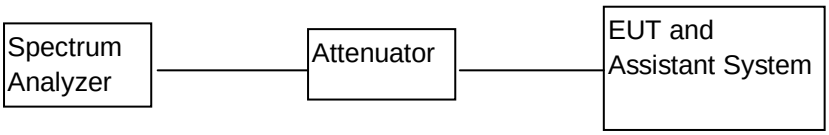

4.2. APPLIED PROCEDURES / LIMIT

According to FCC §15.407(a)(3)

For the band 5.15-5.25 GHz,

(i) For an outdoor access point operating in the band 5.15-5.25 GHz, the maximum power spectral density shall not exceed 17 dBm in any 1 megahertz band. If transmitting antennas of directional gain greater than 6 dBi are used, both the maximum conducted output power and the maximum power spectral density shall be reduced by the amount in dB that the directional gain of the antenna exceeds 6 dBi. The maximum e.i.r.p. at any elevation angle above 30 degrees as measured from the horizon must not exceed 125 mW (21 dBm).

(ii) For an indoor access point operating in the band 5.15-5.25 GHz, the maximum power spectral density shall not exceed 17 dBm in any 1 megahertz band. If transmitting antennas of directional gain greater than 6 dBi are used, both the maximum conducted output power and the maximum power spectral density shall be reduced by the amount in dB that the directional gain of the antenna exceeds 6 dBi.

(iii) For fixed point-to-point access points operating in the band 5.15-5.25 GHz, the maximum power spectral density shall not exceed 17 dBm in any 1 megahertz band. Fixed point-to-point U-NII devices may employ antennas with directional gain up to 23 dBi without any corresponding reduction in the maximum conducted output power or maximum power spectral density. For fixed point-to-point transmitters that employ a directional antenna gain greater than 23 dBi, a 1 dB reduction in maximum conducted output power and maximum power spectral density is required for each 1 dB of antenna gain in excess of 23 dBi. Fixed, point-to-point operations exclude the use of point-to-multipoint systems, omni directional applications, and multiple collocated transmitters transmitting the same information. The operator of the U-NII device, or if the equipment is professionally installed, the installer, is responsible for ensuring that systems employing high gain directional antennas are used exclusively for fixed, point-to-point operations.

(iv) For mobile and portable client devices in the 5.15-5.25 GHz band, the maximum power spectral density shall not exceed 11 dBm in any 1 megahertz band. If transmitting antennas of directional gain greater than 6 dBi are used, both the maximum conducted output power and the maximum power spectral density shall be reduced by the amount in dB that the directional gain of the antenna exceeds 6 dBi.

For the band 5.725-5.85 GHz

For the band 5.725-5.85 GHz, the maximum power spectral density shall not exceed 30 dBm in any 500-kHz band. If transmitting antennas of directional gain greater than 6 dBi are used, both the maximum conducted output power and the maximum power spectral density shall be reduced by the amount in dB that the directional gain of the antenna exceeds 6 dBi..

Plot No.174, UdyogVihar Phase 4, Sector -18, Gurgaon -122016, Haryana, India

Contact: 0124-4235350, 4145343; e-mail: info @aaemtlabs.com; Website: www.aaemtlabs.com

4.3. TEST PROCEDURE

(For devices operating in the bands 5.15-5.25 GHz, 5.25-5.35 GHz, and 5.47-5.725 GHz, the above procedures make use of 1 MHz RBW to satisfy directly the 1 MHz reference bandwidth specified in § 15.407(a)(5). For devices operating in the band 5.725-5.85 GHz, the rules specify a measurement bandwidth of 500 kHz. Many spectrum analyzers do not have 500 kHz RBW, thus a narrower RBW may need to be used. The rules permit the use of a RBWs less than 1 MHz, or 500 kHz, "provided that the measured power is integrated over the full reference bandwidth" to show the total power over the specified measurement bandwidth (i.e., 1 MHz, or 500 kHz). If measurements are performed using a reduced resolution bandwidth (< 1 MHz, or < 500 kHz) and integrated over 1 MHz, or 500 KHz bandwidth, the following adjustments to the procedures apply:

a) Set RBW ≥ 1/T, where T is defined in section II.B.l.a).

b) Set VBW ≥ 3 RBW.

c) If measurement bandwidth of Maximum PSD is specified in 500 kHz, add 10log(500kHz/RBW) to the measured result, whereas RBW (< 500 KHz) is the reduced resolution bandwidth of the spectrum analyzer set during measurement.

d) If measurement bandwidth of Maximum PSD is specified in 1 MHz, add 10log(1MHz/RBW) to the measured result, whereas RBW (< 1 MHz) is the reduced resolution bandwidth of spectrum analyzer set during measurement.

e) Care must be taken to ensure that the measurements are performed during a period of continuous transmission or are corrected upward for duty cycle.

Note: As a practical matter, it is recommended to use reduced RBW of 100 KHz for the sections 5.c) and 5.d) above, since RBW=100 KHZ is available on nearly all spectrum analyzers.

Plot No.174, UdyogVihar Phase 4, Sector -18, Gurgaon -122016, Haryana, India

Contact: 0124-4235350, 4145343; e-mail: info @aaemtlabs.com; Website: www.aaemtlabs.com

4.4. TEST RESULT:CHAIN 0

CH. No.	Frequency	power density (dBm/MHz)	Limit (dBm/MHz)	Result
TX 802.11a Mode				
CH36	5180	9.01	17	Pass
CH44	5220	8.73	17	Pass
CH48	5240	9.30	17	Pass
TX 802.11n20 Mode				
CH36	5180	8.47	17	Pass
CH44	5220	8.77	17	Pass
CH48	5240	9.91	17	Pass
TX 802.11n40 Mode				
CH38	5190	4.98	17	Pass
CH46	5230	4.83	17	Pass
TX 802.11ac20 Mode				
CH36	5180	8.77	17	Pass
CH44	5220	8.78	17	Pass
CH48	5240	8.61	17	Pass
TX 802.11ac40 Mode				
CH38	5190	4.46	17	Pass
CH46	5230	4.14	17	Pass
TX 802.11ac80 Mode				
CH42	5210	1.85	17	Pass
TX 802.11ax20 Mode				
CH36	5180	8.70	17	Pass
CH44	5220	8.81	17	Pass
CH48	5240	11.15	17	Pass
TX 802.11ax40 Mode				
CH38	5190	6.43	17	Pass
CH46	5230	6.78	17	Pass
TX 802.11ax80 Mode				
CH42	5210	1.82	17	Pass

Plot No.174, UdyogVihar Phase 4, Sector -18, Gurgaon -122016, Haryana, India

Contact: 0124-4235350, 4145343; e-mail: info @aaemtlabs.com; Website: www.aaemtlabs.com

TEST RESULT:CHAIN 1

CH. No.	Frequency	power density (dBm/MHz)	Limit (dBm/MHz)	Result
TX 802.11a Mode				
CH36	5180	7.33	17	Pass
CH44	5220	8.10	17	Pass
CH48	5240	10.80	17	Pass
TX 802.11n20 Mode				
CH36	5180	9.00	17	Pass
CH44	5220	6.16	17	Pass
CH48	5240	4.35	17	Pass
TX 802.11n40 Mode				
CH38	5190	2.42	17	Pass
CH46	5230	-0.62	17	Pass
TX 802.11ac20 Mode				
CH36	5180	8.80	17	Pass
CH44	5220	7.92	17	Pass
CH48	5240	10.04	17	Pass
TX 802.11ac40 Mode				
CH38	5190	2.56	17	Pass
CH46	5230	-098	17	Pass
TX 802.11ac80 Mode				
CH42	5210	2.77	17	Pass
TX 802.11ax20 Mode				
CH36	5180	9.50	17	Pass
CH44	5220	9.29	17	Pass
CH48	5240	9.96	17	Pass
TX 802.11ax40 Mode				
CH38	5190	3.48	17	Pass
CH46	5230	-0.27	17	Pass
TX 802.11ax80 Mode				
CH42	5210	5.04	17	Pass

Plot No.174, UdyogVihar Phase 4, Sector -18, Gurgaon -122016, Haryana, India

Contact: 0124-4235350, 4145343; e-mail: info @aaemtlabs.com; Website: www.aaemtlabs.com

TEST RESULT:CHAIN 0

CH. No.	Frequency	Limit (dBm/500KHz)	Limit (dBm/500KHz)	Result
TX 802.11a Mode				
CH 149	5745	8.24	30	Pass
CH 157	5785	8.08	30	Pass
CH 165	5825	6.65	30	Pass
TX 802.11n20 Mode				
CH 149	5745	8.25	30	Pass
CH 157	5785	7.66	30	Pass
CH 165	5825	6.95	30	Pass
TX 802.11n40 Mode				
CH151	5755	3.93	30	Pass
CH159	5795	3.85	30	Pass
TX 802.11ac20 Mode				
CH 149	5745	7.58	30	Pass
CH 157	5785	7.27	30	Pass
CH 165	5825	6.85	30	Pass
TX 802.11ac40 Mode				
CH151	5755	3.79	30	Pass
CH159	5795	4.98	30	Pass
TX 802.11ac80 Mode				
CH155	5775	3.06	30	Pass
TX 802.11ax20 Mode				
CH 149	5745	8.39	30	Pass
CH 157	5785	7.27	30	Pass
CH 165	5825	7.58	30	Pass
TX 802.11ax40 Mode				
CH151	5755	5.34	30	Pass
CH159	5795	5.21	30	Pass
TX 802.11ax80 Mode				
CH155	5775	1.89	30	Pass
TX 802.11ax160 Mode				
CH163	5815	1.38	30	Pass

Plot No.174, UdyogVihar Phase 4, Sector -18, Gurgaon -122016, Haryana, India

Contact: 0124-4235350, 4145343; e-mail: info @aaemtlabs.com; Website: www.aaemtlabs.com

TEST RESULT:CHAIN 1

CH. No.	Frequency	Limit (dBm/500KHz)	Limit (dBm/500KHz)	Result
TX 802.11a Mode				
CH 149	5745	5.29	30	Pass
CH 157	5785	5.76	30	Pass
CH 165	5825	4.42	30	Pass
TX 802.11n20 Mode				
CH 149	5745	6.33	30	Pass
CH 157	5785	6.46	30	Pass
CH 165	5825	5.10	30	Pass
TX 802.11n40 Mode				
CH151	5755	3.66	30	Pass
CH159	5795	3.08	30	Pass
TX 802.11ac20 Mode				
CH 149	5745	5.63	30	Pass
CH 157	5785	6.32	30	Pass
CH 165	5825	6.25	30	Pass
TX 802.11ac40 Mode				
CH151	5755	4.22	30	Pass
CH159	5795	3.05	30	Pass
TX 802.11ac80 Mode				
CH155	5775	2.34	30	Pass
TX 802.11ax20 Mode				
CH 149	5745	6.96	30	Pass
CH 157	5785	6.87	30	Pass
CH 165	5825	5.76	30	Pass
TX 802.11ax40 Mode				
CH151	5755	4.66	30	Pass
CH159	5795	4.01	30	Pass
TX 802.11ax80 Mode				
CH155	5775	1.56	30	Pass
TX 802.11ax160 Mode				
CH163	5815	1.38	30	Pass

Plot No.174, UdyogVihar Phase 4, Sector -18, Gurgaon -122016, Haryana, India

Contact: 0124-4235350, 4145343; e-mail: info @aaemtlabs.com; Website: www.aaemtlabs.com

Test plots as followed: CHAIN 0

802.11a

Channel: 36

Channel: 44

Plot No.174, UdyogVihar Phase 4, Sector -18, Gurgaon -122016, Haryana, India

Contact: 0124-4235350, 4145343; e-mail: info @aaemtlabs.com; Website: www.aaemtlabs.com

Channel: 48

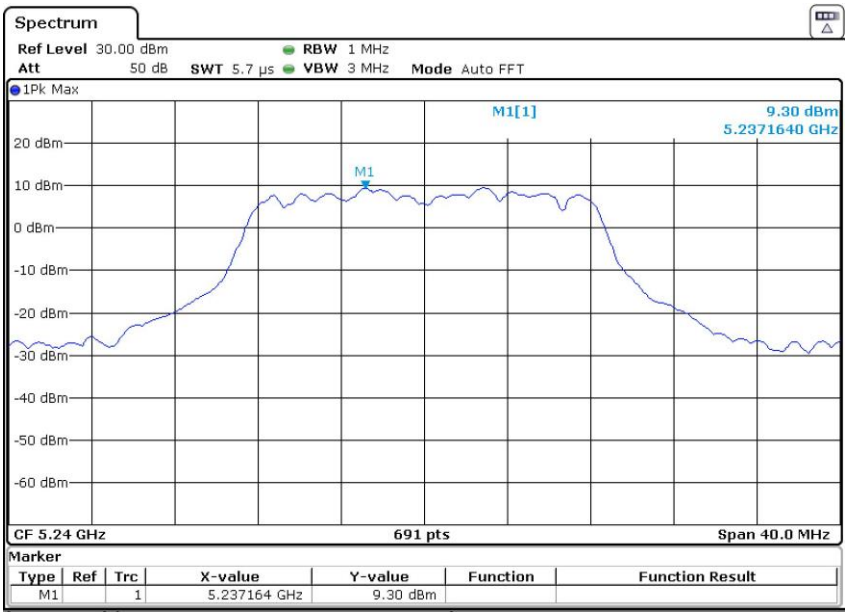

Plot No.174, UdyogVihar Phase 4, Sector -18, Gurgaon -122016, Haryana, India

Contact: 0124-4235350, 4145343; e-mail: info @aaemtlabs.com; Website: www.aaemtlabs.com

802.11n20

Channel: 36

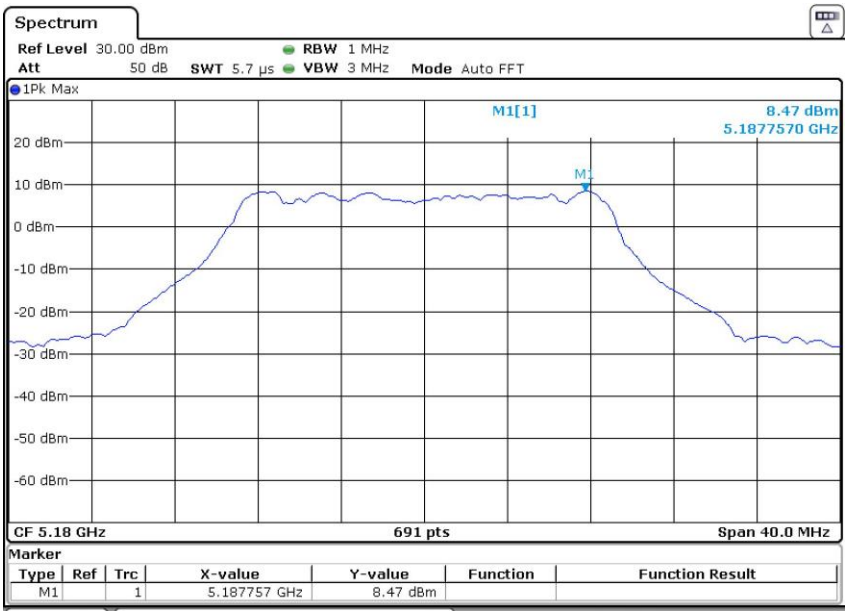

Channel: 44

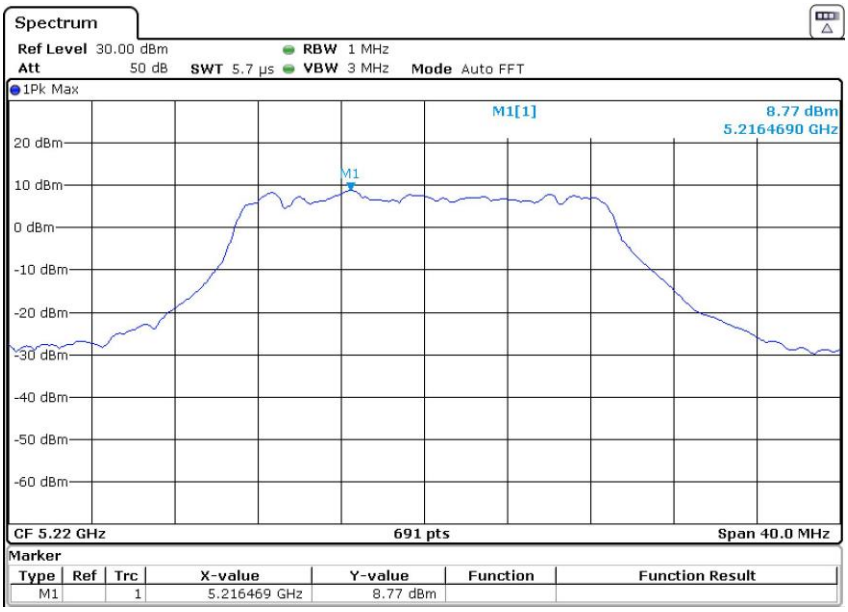

Plot No.174, UdyogVihar Phase 4, Sector -18, Gurgaon -122016, Haryana, India

Contact: 0124-4235350, 4145343; e-mail: info @aaemtlabs.com; Website: www.aaemtlabs.com

Channel: 48

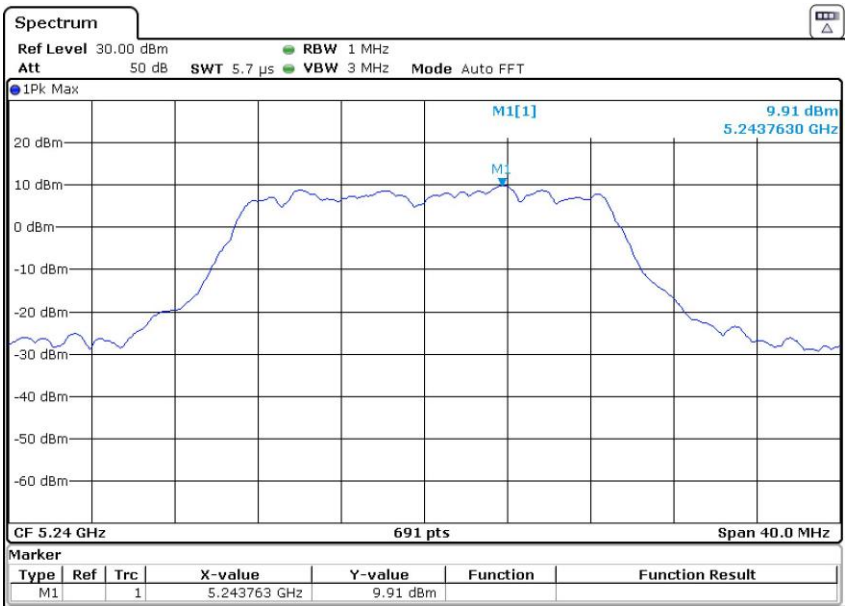

Plot No.174, UdyogVihar Phase 4, Sector -18, Gurgaon -122016, Haryana, India

Contact: 0124-4235350, 4145343; e-mail: info @aaemtlabs.com; Website: www.aaemtlabs.com

802.11n40

Channel: 38

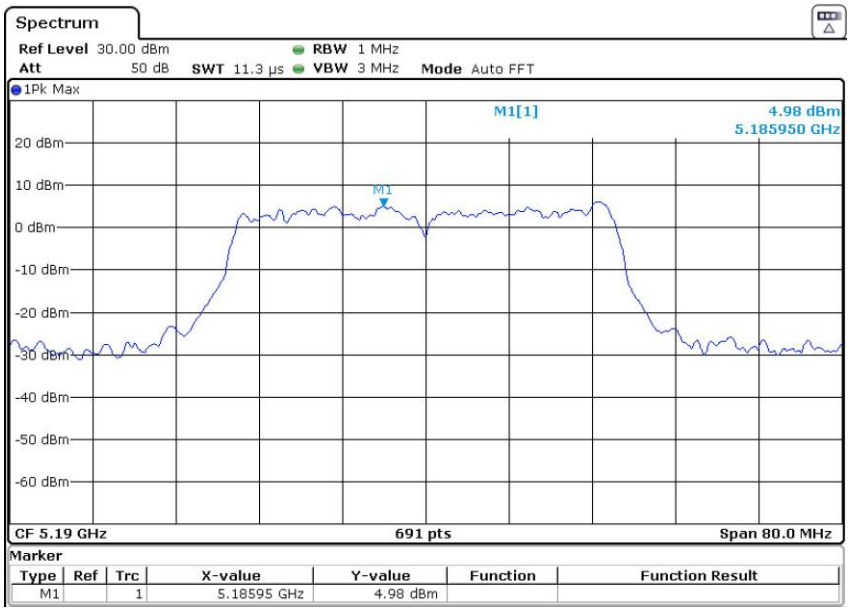

Channel: 46

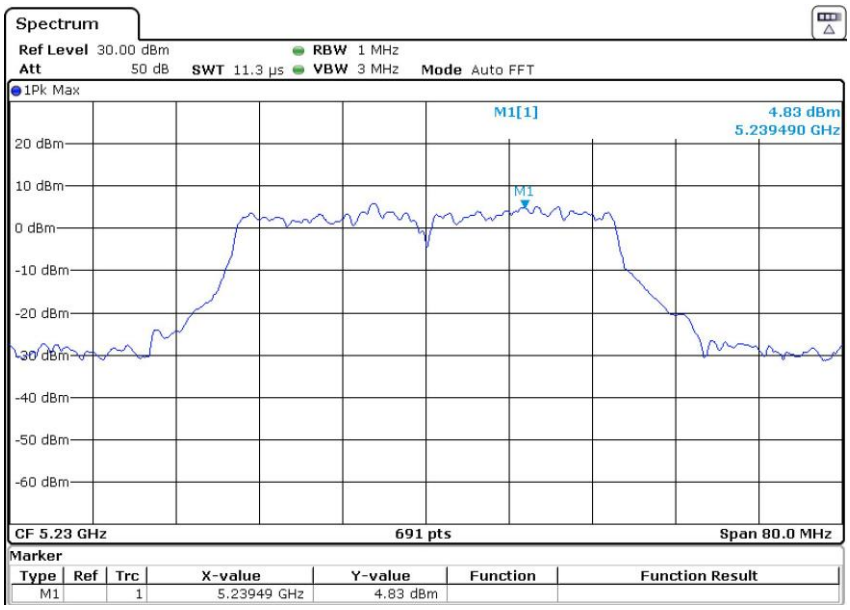

Plot No.174, UdyogVihar Phase 4, Sector -18, Gurgaon -122016, Haryana, India

Contact: 0124-4235350, 4145343; e-mail: info @aaemtlabs.com; Website: www.aaemtlabs.com

802.11ac20

Channel: 36

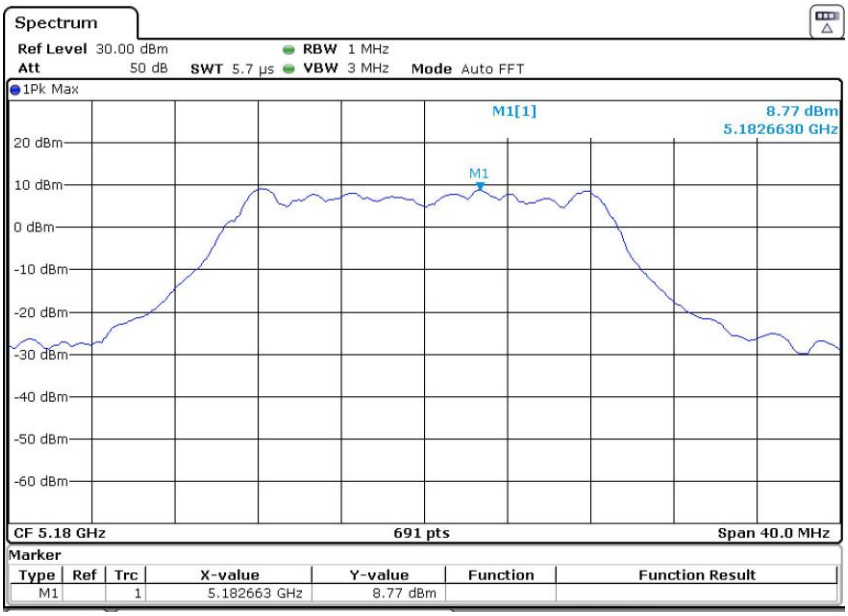

Channel: 44

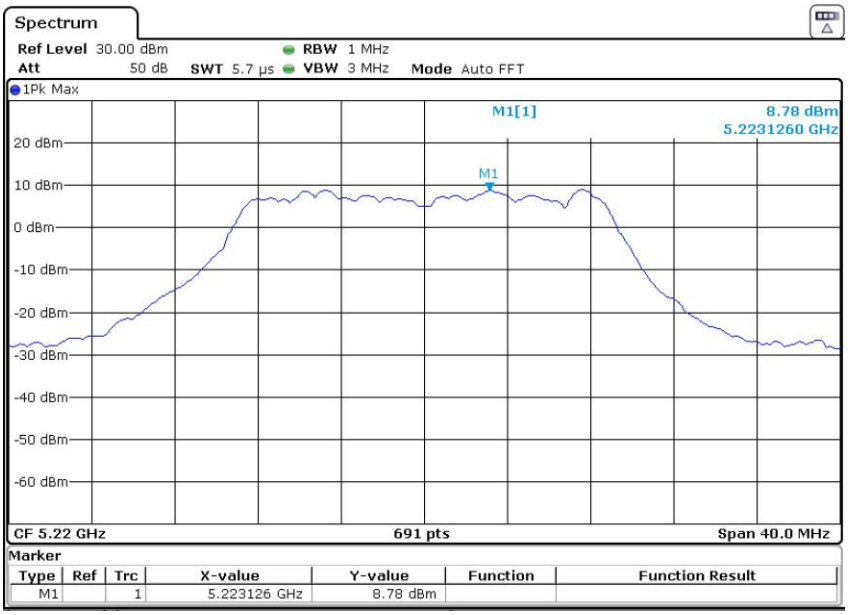

Plot No.174, UdyogVihar Phase 4, Sector -18, Gurgaon -122016, Haryana, India

Contact: 0124-4235350, 4145343; e-mail: info @aaemtlabs.com; Website: www.aaemtlabs.com

Channel: 48

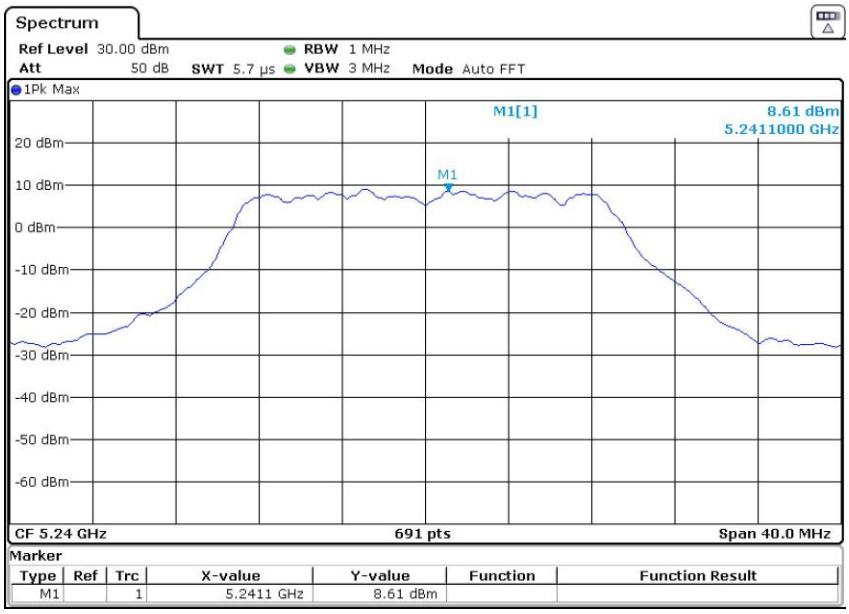

802.11ac40

Channel: 38

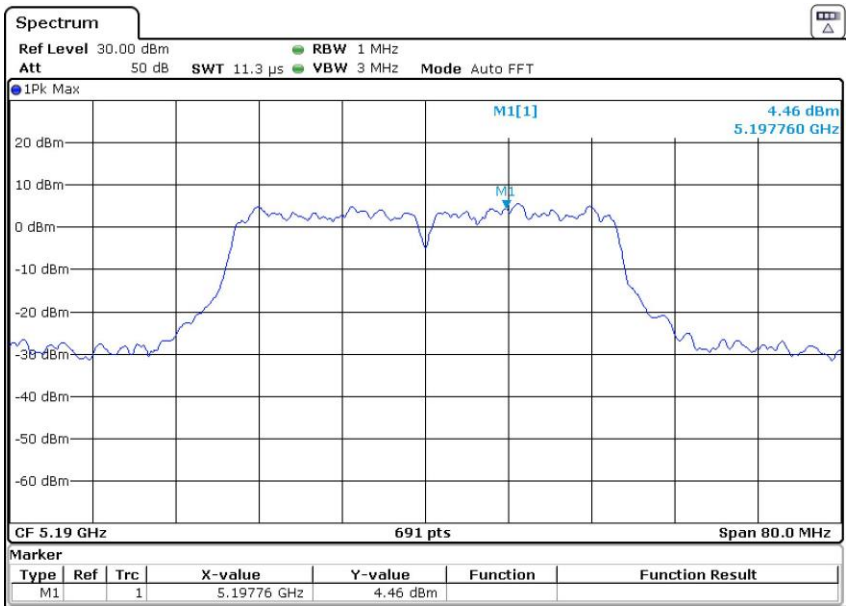

Plot No.174, UdyogVihar Phase 4, Sector -18, Gurgaon -122016, Haryana, India

Contact: 0124-4235350, 4145343; e-mail: info @aaemtlabs.com; Website: www.aaemtlabs.com

Channel: 46

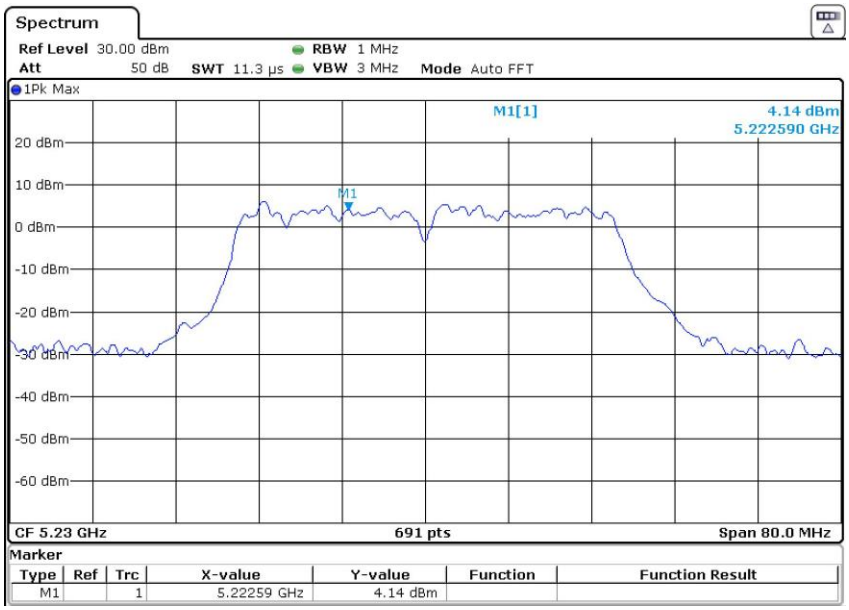

802.11ac80

Channel: 42

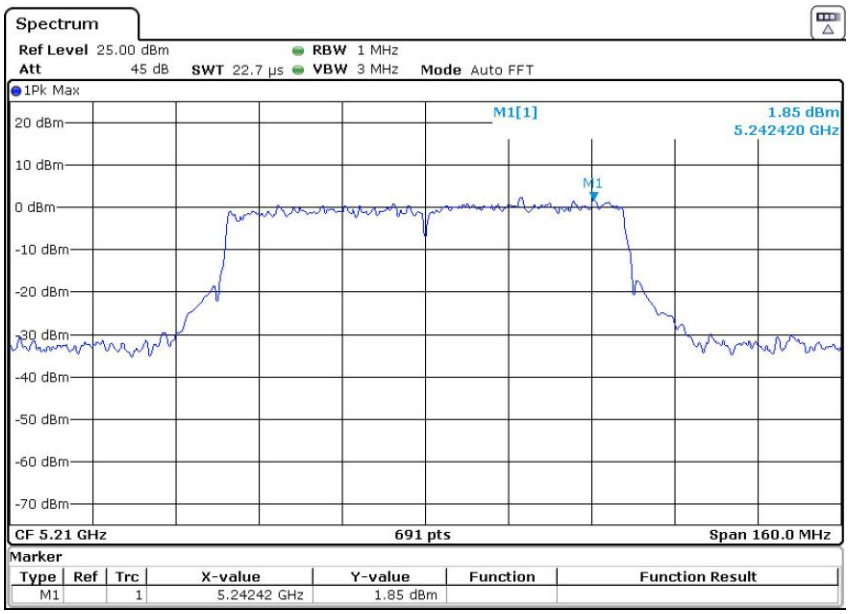

802.11ax20

Channel: 36

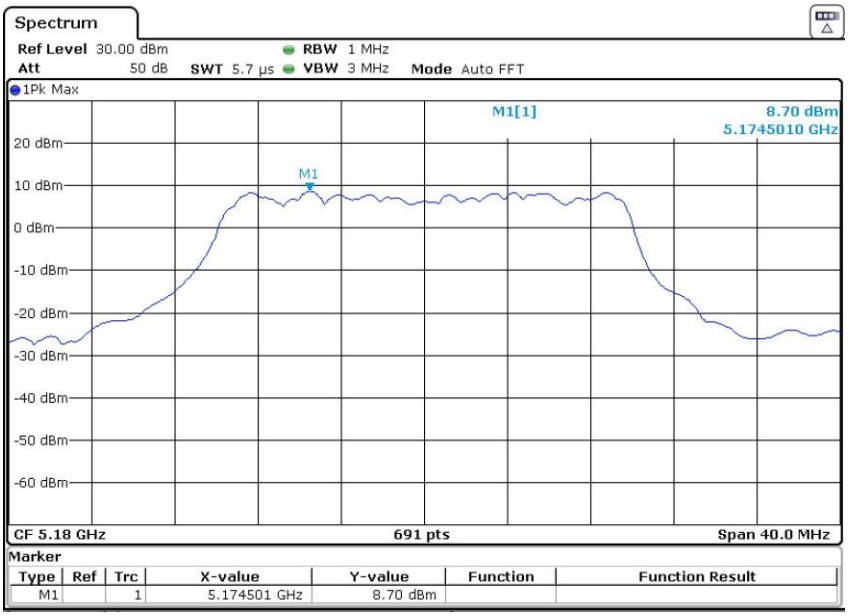

Channel: 44

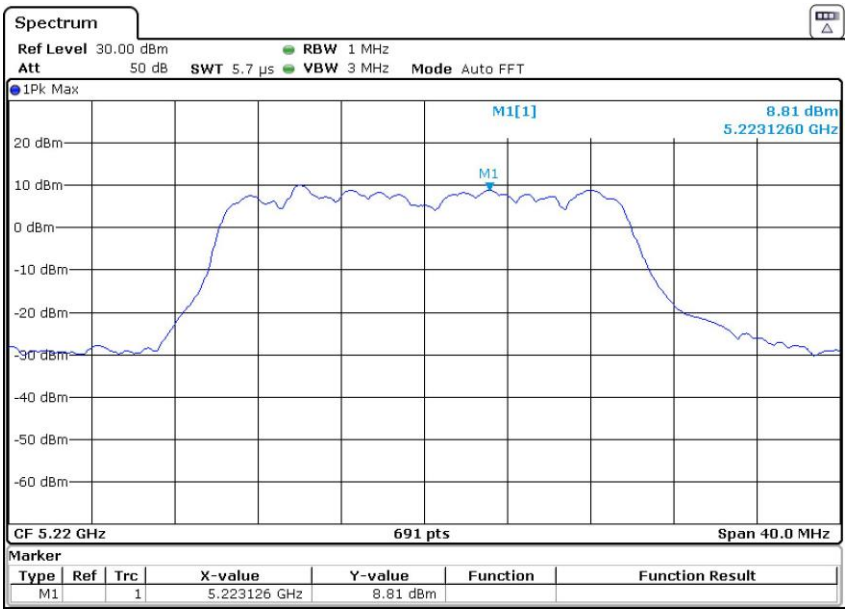

Plot No.174, UdyogVihar Phase 4, Sector -18, Gurgaon -122016, Haryana, India

Contact: 0124-4235350, 4145343; e-mail: info @aaemtlabs.com; Website: www.aaemtlabs.com

Channel: 48

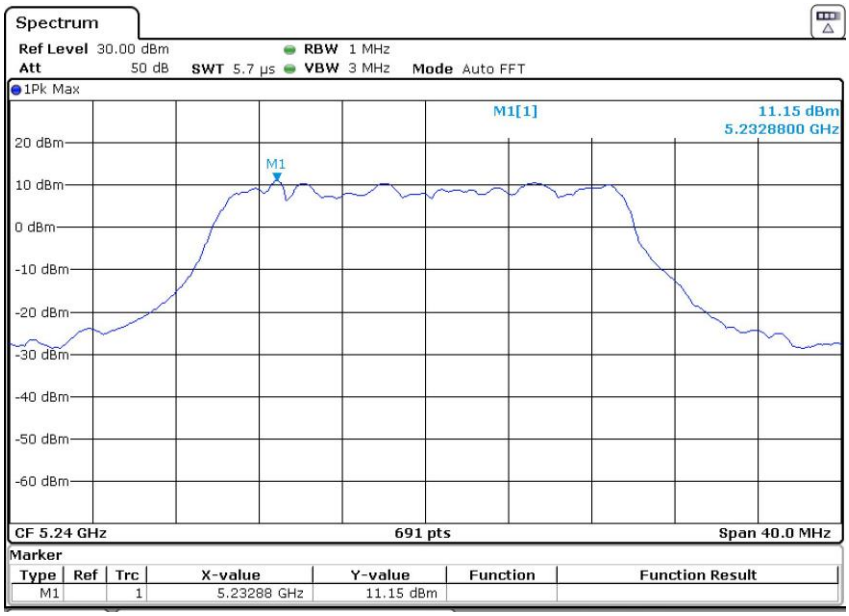

802.11ax40

Channel: 38

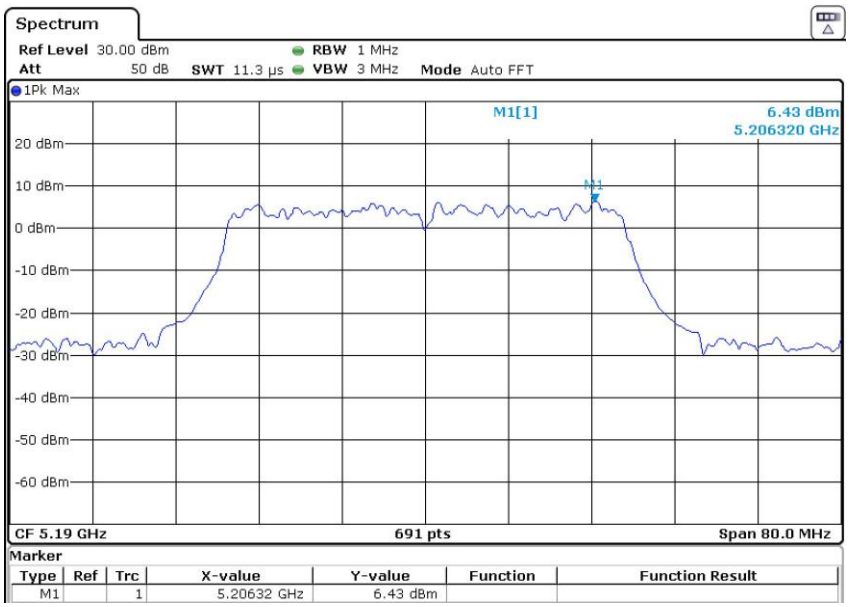

Plot No.174, UdyogVihar Phase 4, Sector -18, Gurgaon -122016, Haryana, India

Contact: 0124-4235350, 4145343; e-mail: info @aaemtlabs.com; Website: www.aaemtlabs.com

Channel: 46

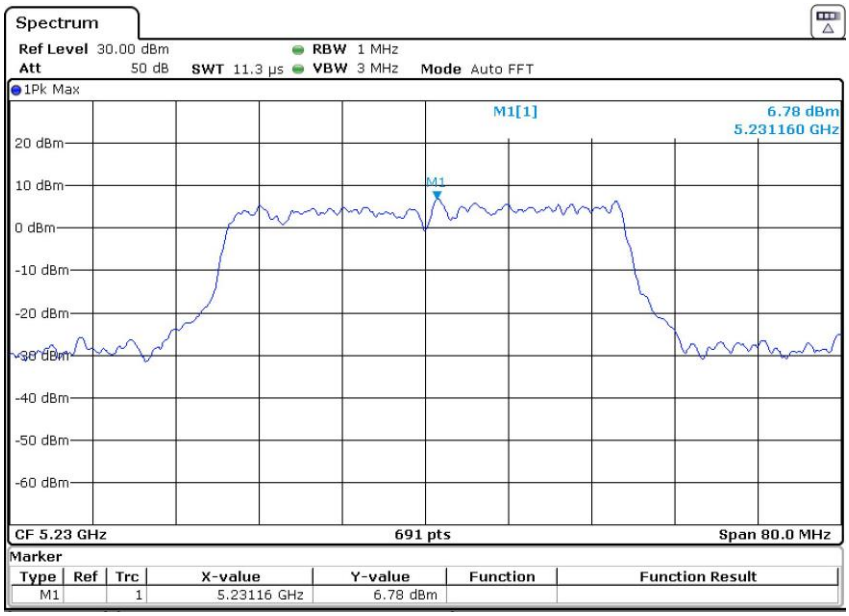

802.11ax80

Channel: 42

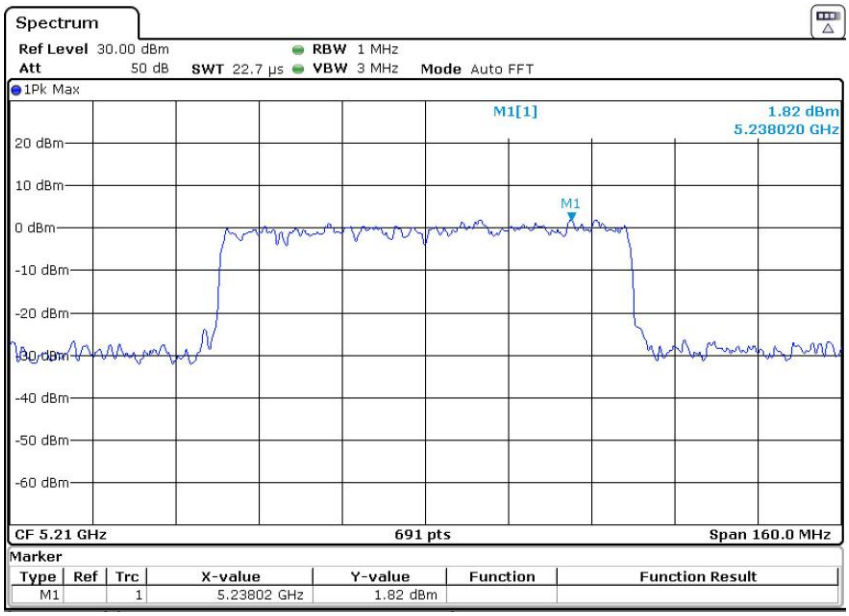

Plot No.174, UdyogVihar Phase 4, Sector -18, Gurgaon -122016, Haryana, India

Contact: 0124-4235350, 4145343; e-mail: info @aaemtlabs.com; Website: www.aaemtlabs.com

Test plots as followed: CHAIN 1

802.11a

Channel: 36

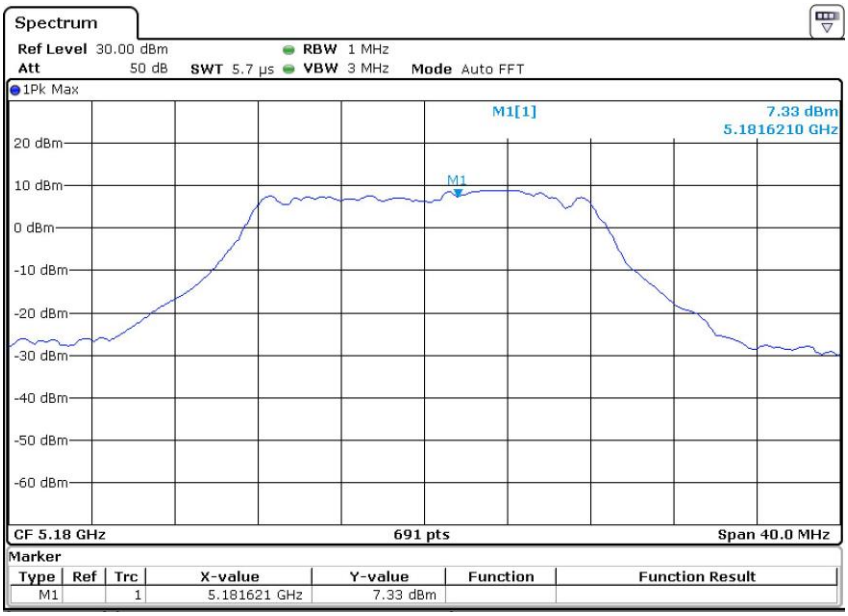

Channel: 44

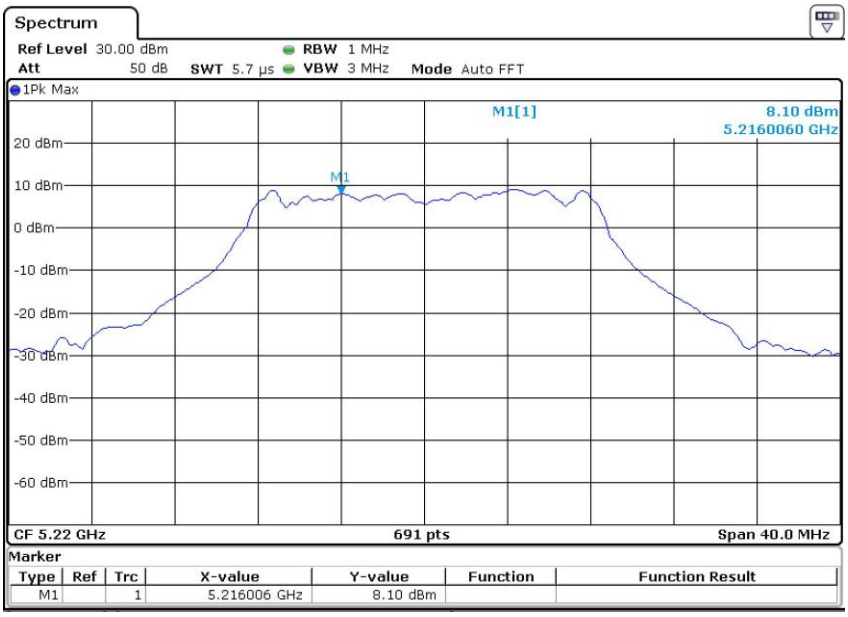

Plot No.174, UdyogVihar Phase 4, Sector -18, Gurgaon -122016, Haryana, India

Contact: 0124-4235350, 4145343; e-mail: info @aaemtlabs.com; Website: www.aaemtlabs.com

Channel: 48

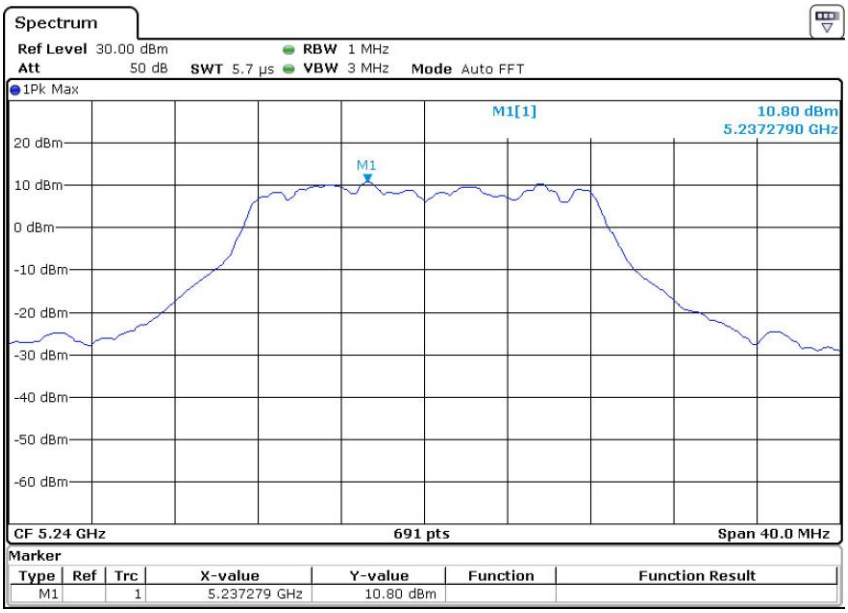

Plot No.174, UdyogVihar Phase 4, Sector -18, Gurgaon -122016, Haryana, India

Contact: 0124-4235350, 4145343; e-mail: info @aaemtlabs.com; Website: www.aaemtlabs.com

802.11n20

Channel: 36

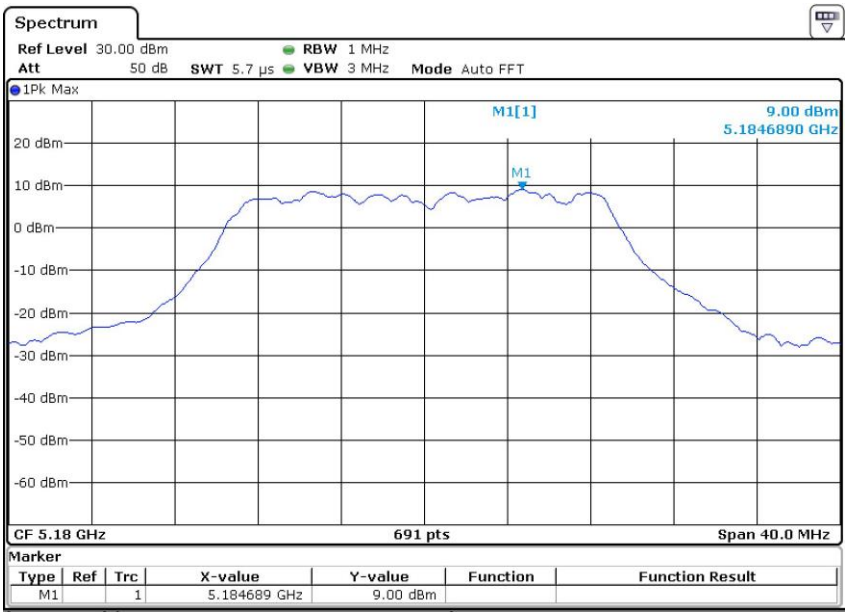

Channel: 44

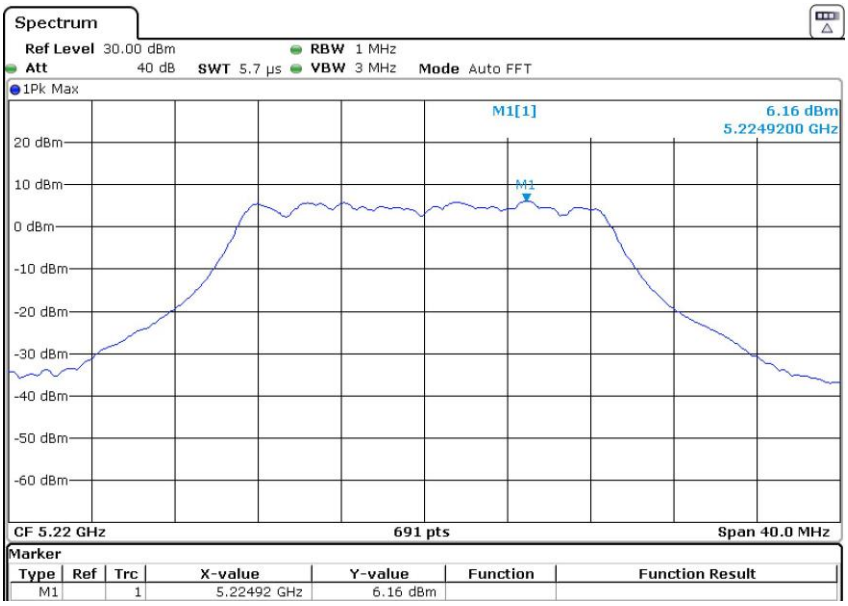

Plot No.174, UdyogVihar Phase 4, Sector -18, Gurgaon -122016, Haryana, India

Contact: 0124-4235350, 4145343; e-mail: info @aaemtlabs.com; Website: www.aaemtlabs.com

Channel: 48

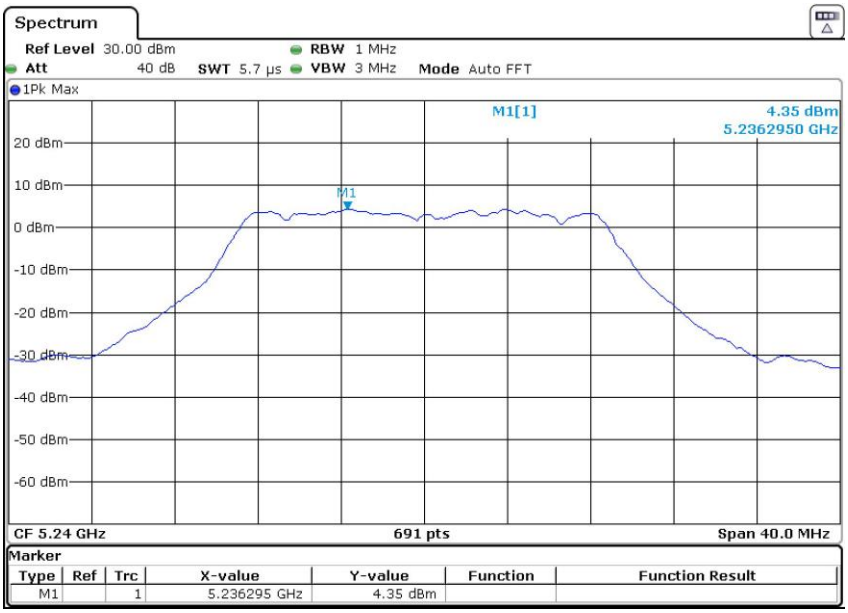

Plot No.174, UdyogVihar Phase 4, Sector -18, Gurgaon -122016, Haryana, India

Contact: 0124-4235350, 4145343; e-mail: info @aaemtlabs.com; Website: www.aaemtlabs.com

802.11n40

Channel: 38

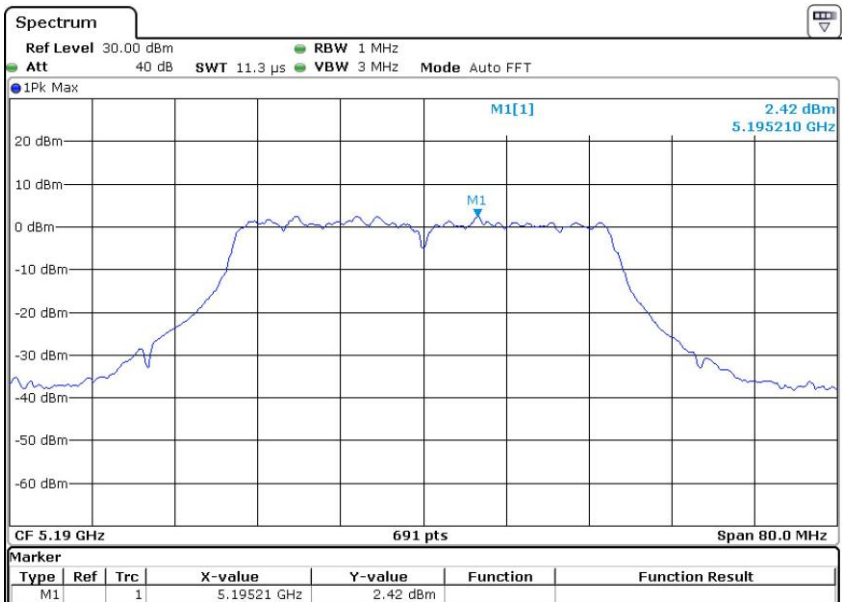

Channel: 46

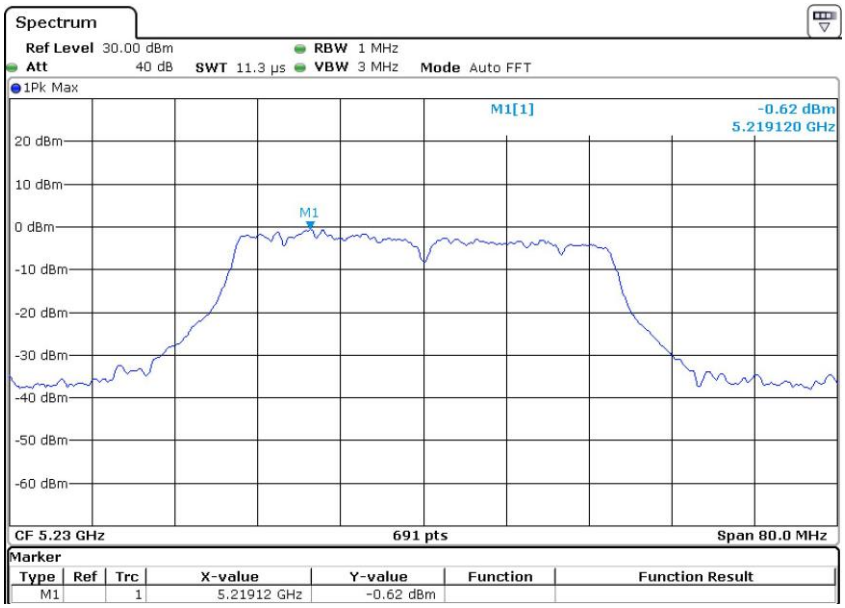

Plot No.174, UdyogVihar Phase 4, Sector -18, Gurgaon -122016, Haryana, India

Contact: 0124-4235350, 4145343; e-mail: info @aaemtlabs.com; Website: www.aaemtlabs.com

802.11ac20

Channel: 36

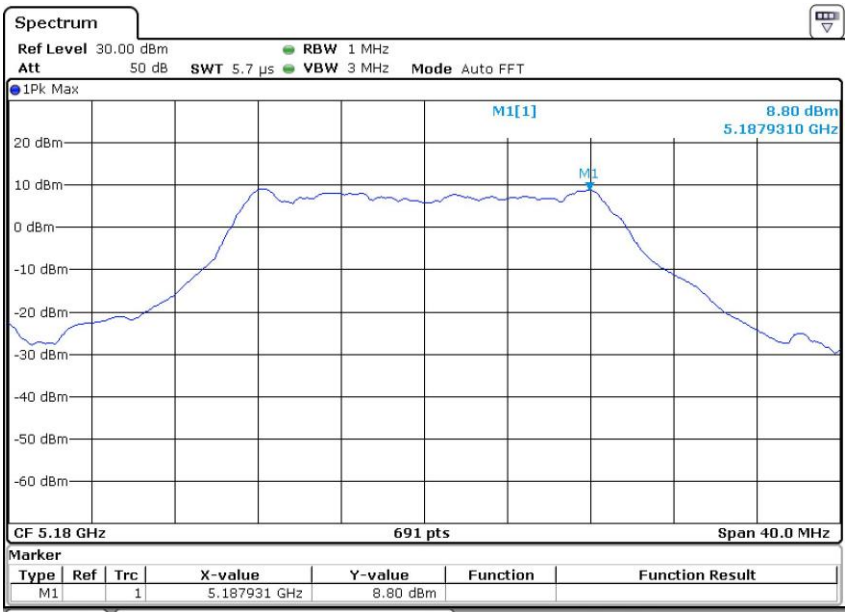

Channel: 44

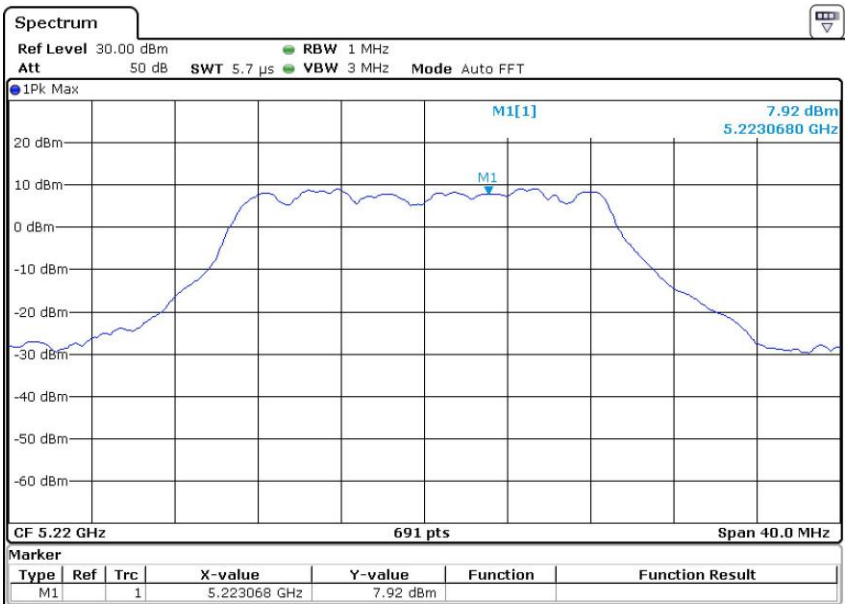

Plot No.174, UdyogVihar Phase 4, Sector -18, Gurgaon -122016, Haryana, India

Contact: 0124-4235350, 4145343; e-mail: info @aaemtlabs.com; Website: www.aaemtlabs.com

Channel: 48

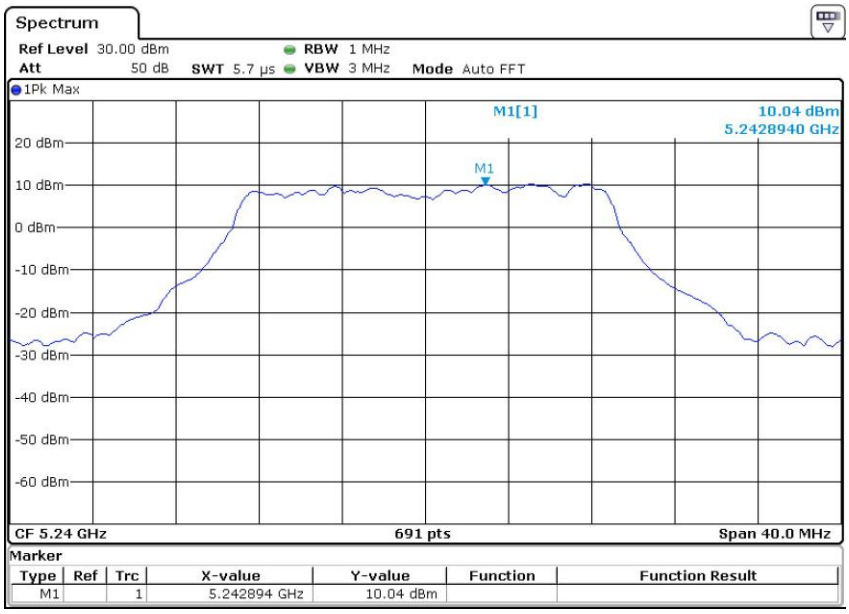

802.11ac40

Channel: 38

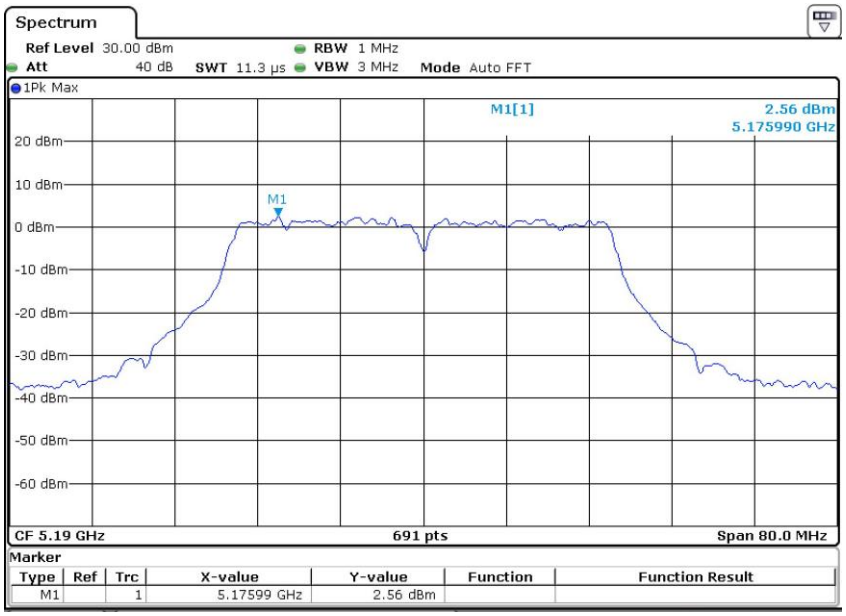

Plot No.174, UdyogVihar Phase 4, Sector -18, Gurgaon -122016, Haryana, India

Contact: 0124-4235350, 4145343; e-mail: info @aaemtlabs.com; Website: www.aaemtlabs.com

Channel: 46

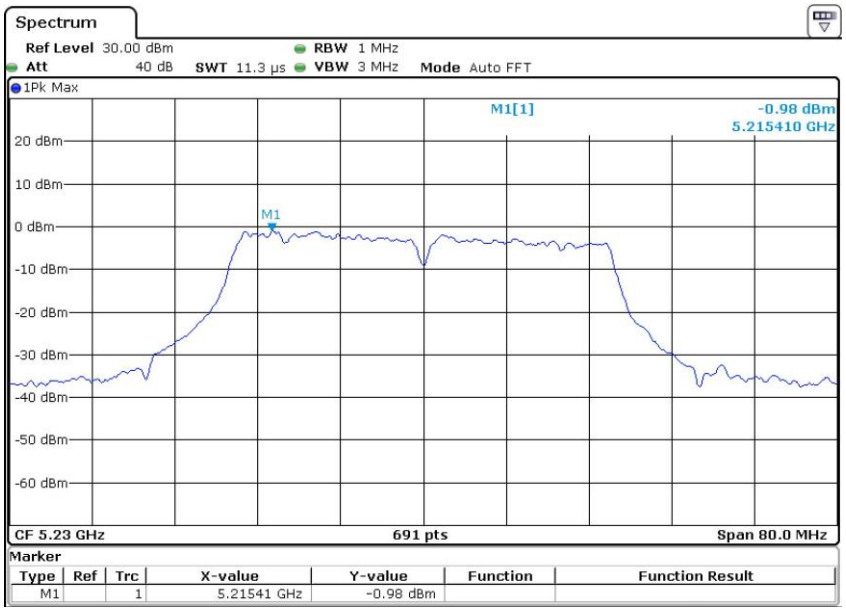

802.11ac80

Channel: 42

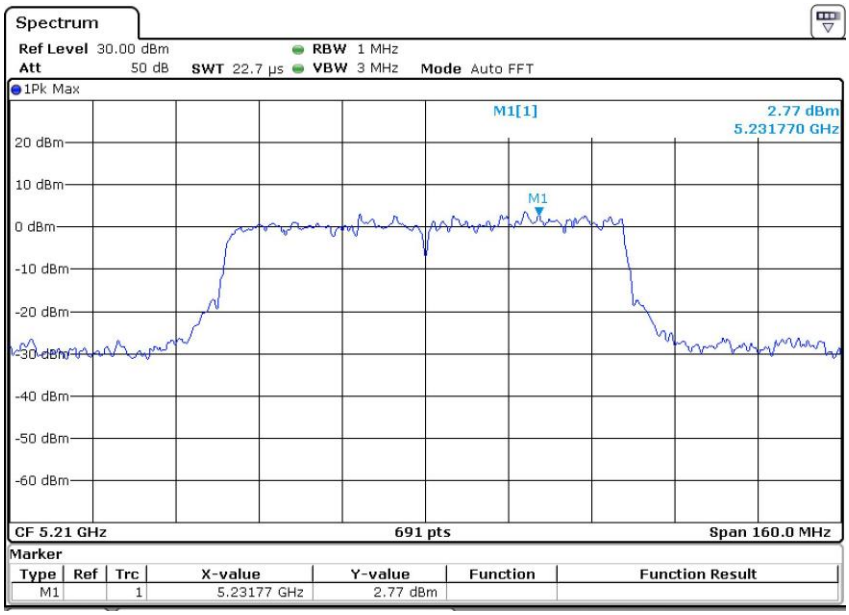

Plot No.174, UdyogVihar Phase 4, Sector -18, Gurgaon -122016, Haryana, India

Contact: 0124-4235350, 4145343; e-mail: info @aaemtlabs.com; Website: www.aaemtlabs.com

802.11ax20
Channel: 36

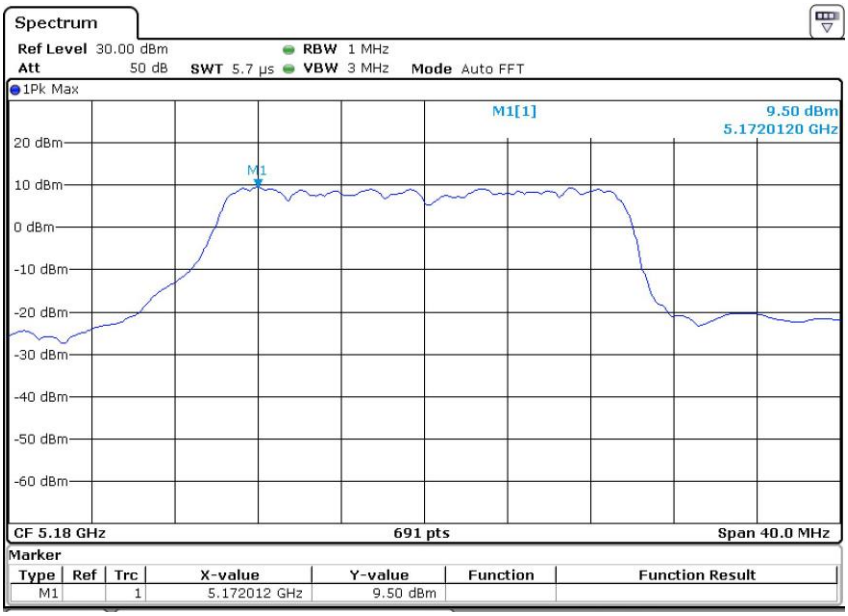

Channel: 44

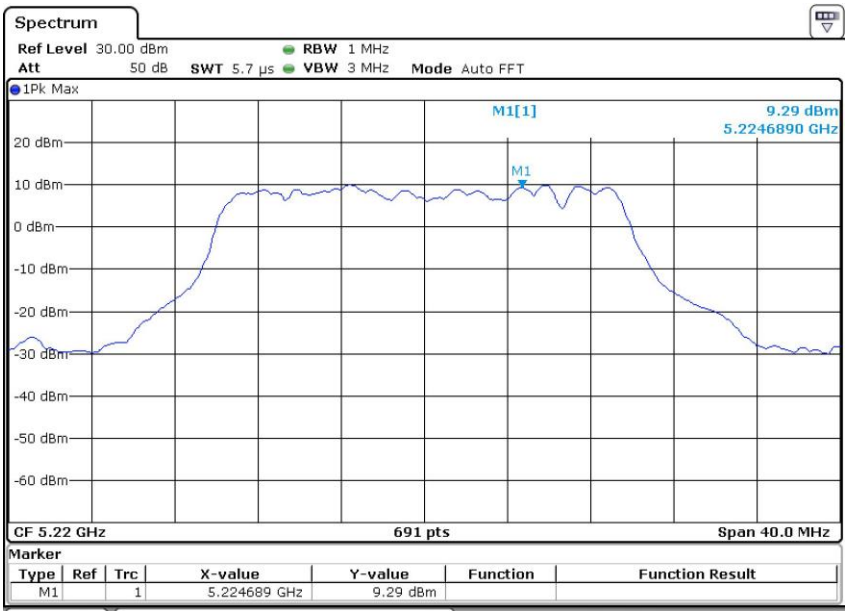

Plot No.174, UdyogVihar Phase 4, Sector -18, Gurgaon -122016, Haryana, India

Contact: 0124-4235350, 4145343; e-mail: info @aaemtlabs.com; Website: www.aaemtlabs.com

Channel: 48

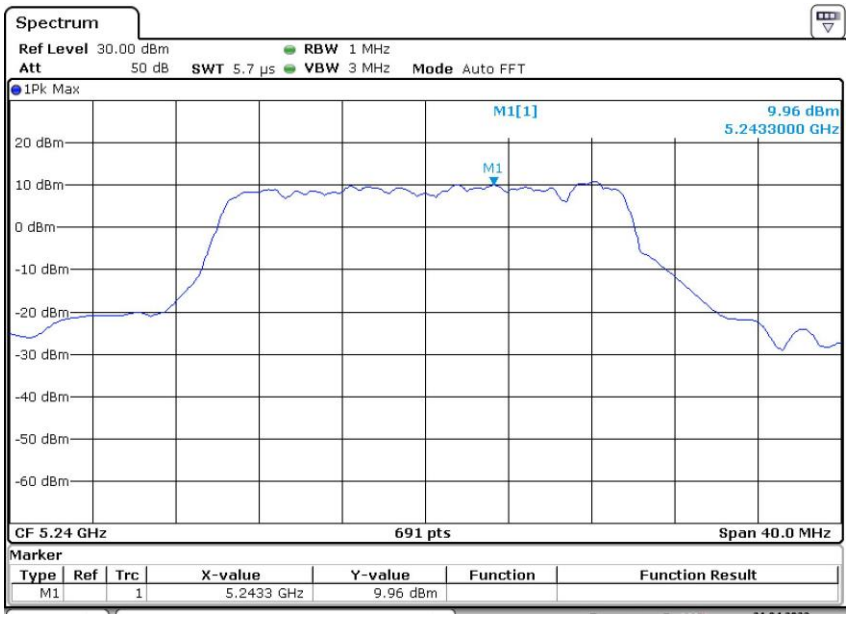

802.11ax40

Channel: 38

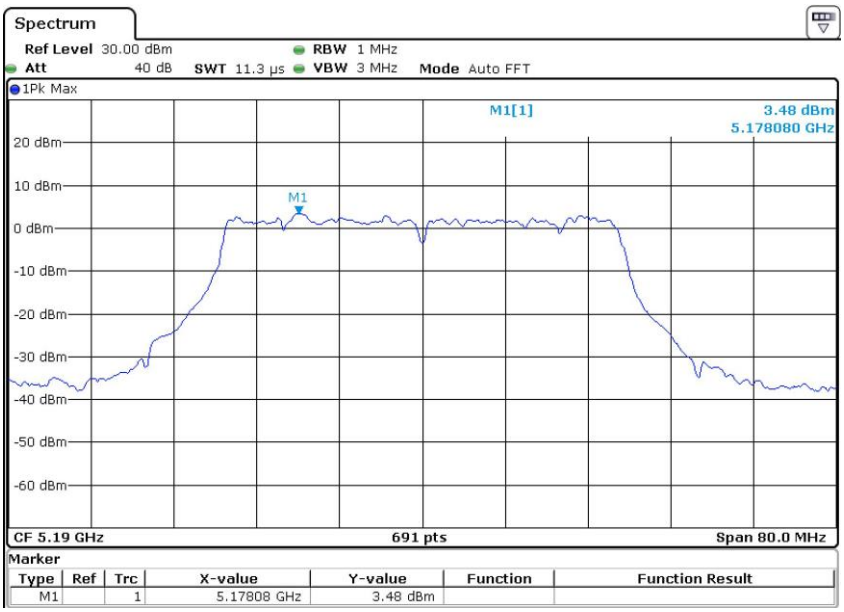

Plot No.174, UdyogVihar Phase 4, Sector -18, Gurgaon -122016, Haryana, India

Contact: 0124-4235350, 4145343; e-mail: info @aaemtlabs.com; Website: www.aaemtlabs.com

Channel: 46

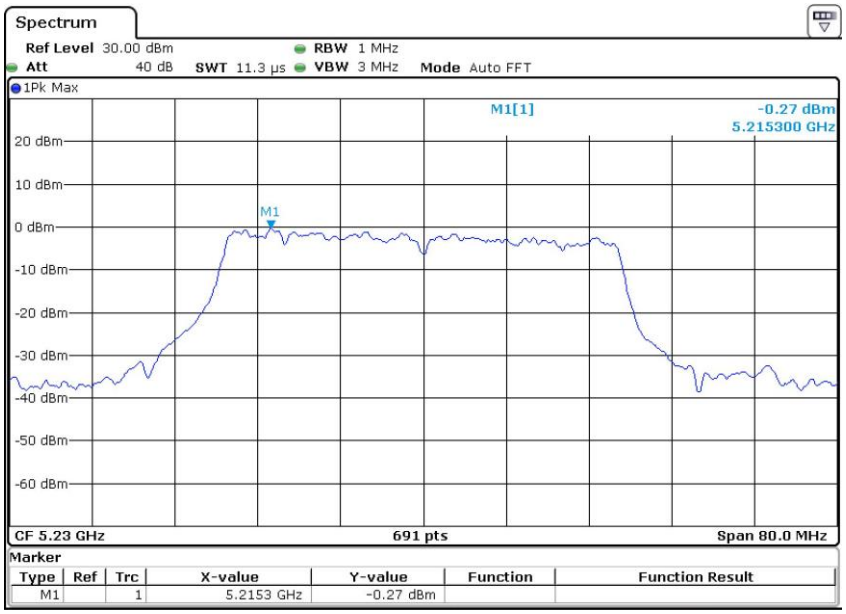

802.11ax80

Channel: 42

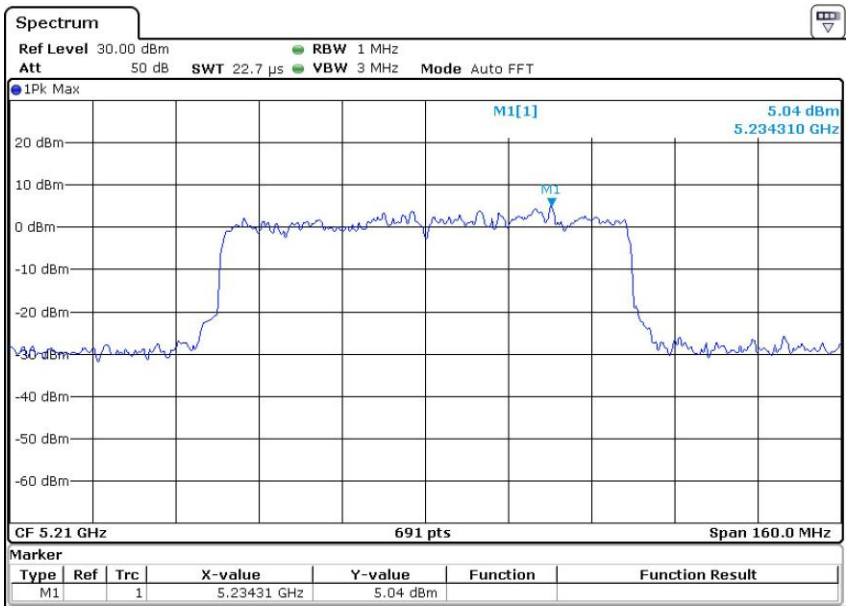

Plot No.174, UdyogVihar Phase 4, Sector -18, Gurgaon -122016, Haryana, India

Contact: 0124-4235350, 4145343; e-mail: info @aaemtlabs.com; Website: www.aaemtlabs.com

Test plots as followed: CHAIN 0

802.11a

Channel: 149

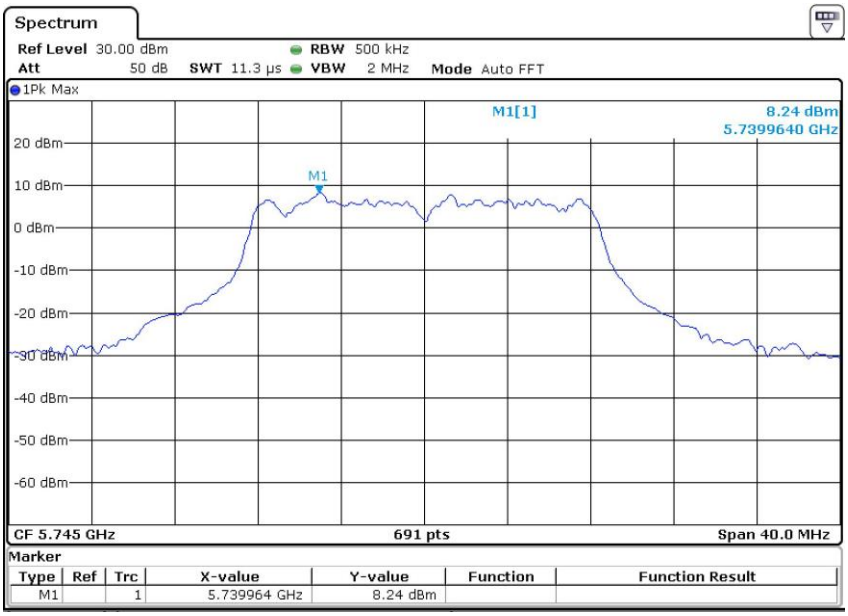

Channel: 157

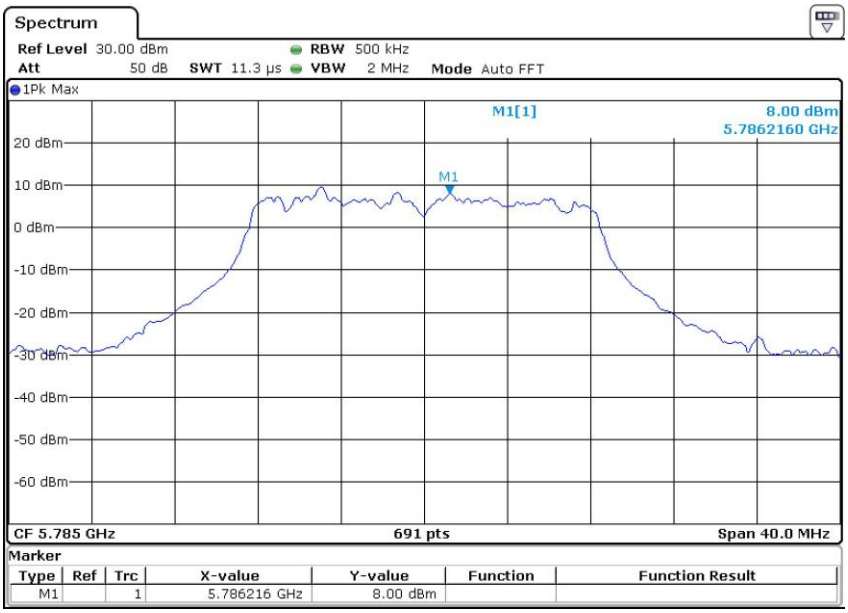

Channel: 165

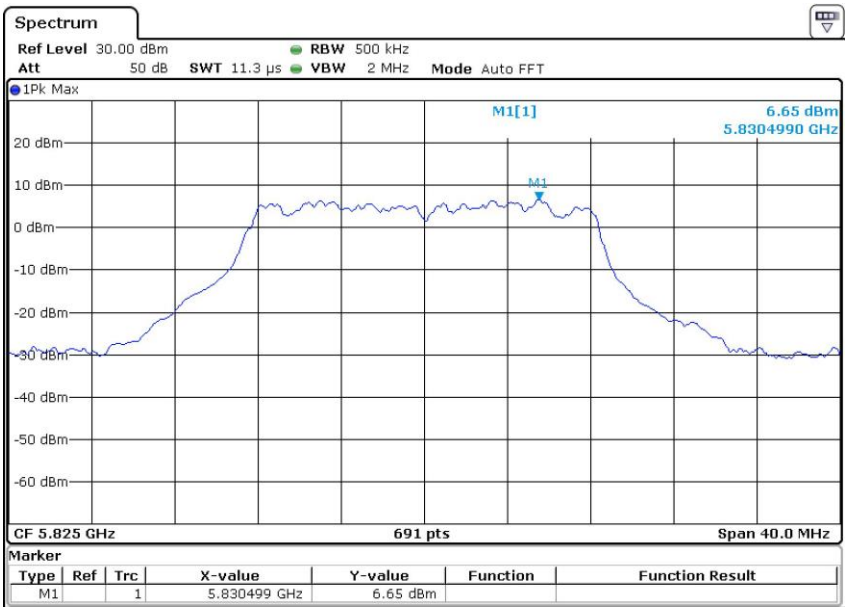

Plot No.174, UdyogVihar Phase 4, Sector -18, Gurgaon -122016, Haryana, India

Contact: 0124-4235350, 4145343; e-mail: info @aaemtlabs.com; Website: www.aaemtlabs.com

802.11n20

Channel: 149

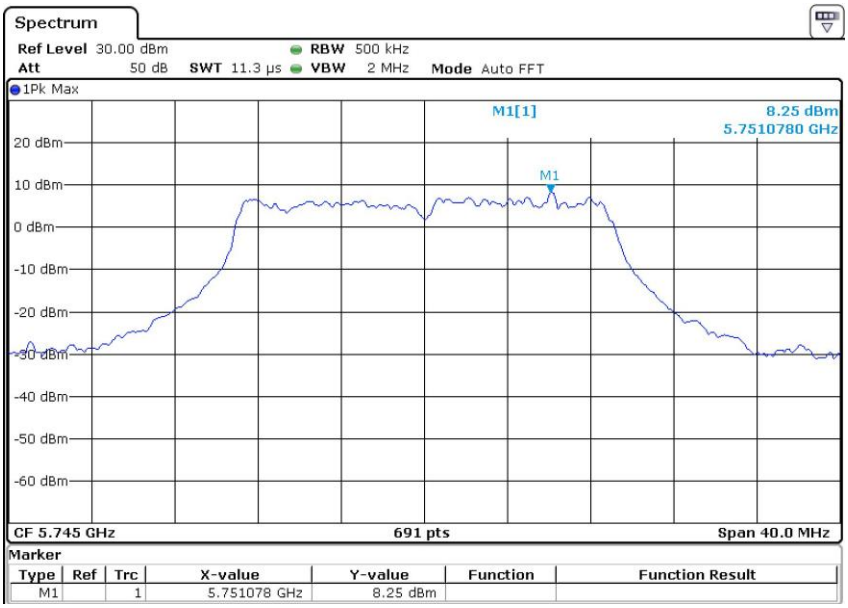

Channel: 157

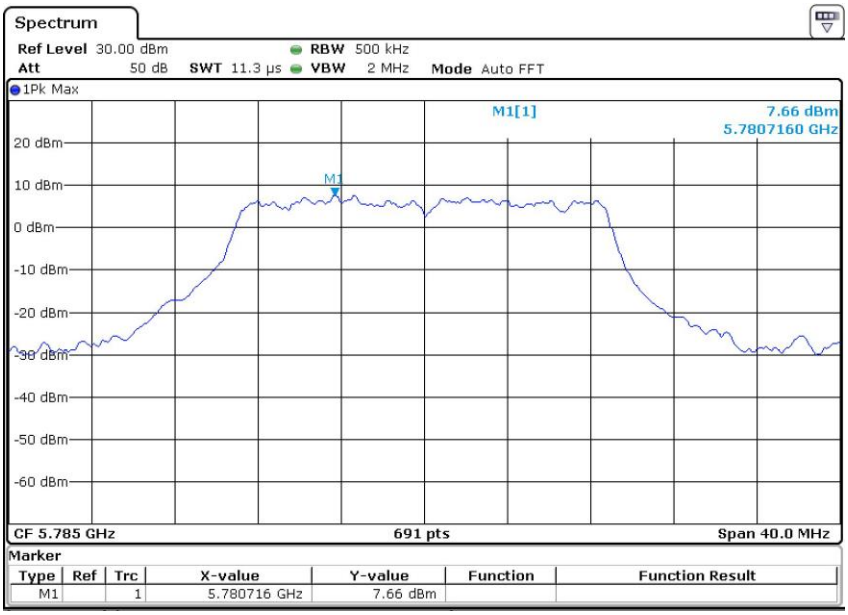

Plot No.174, UdyogVihar Phase 4, Sector -18, Gurgaon -122016, Haryana, India

Contact: 0124-4235350, 4145343; e-mail: info @aaemtlabs.com; Website: www.aaemtlabs.com

Channel: 165

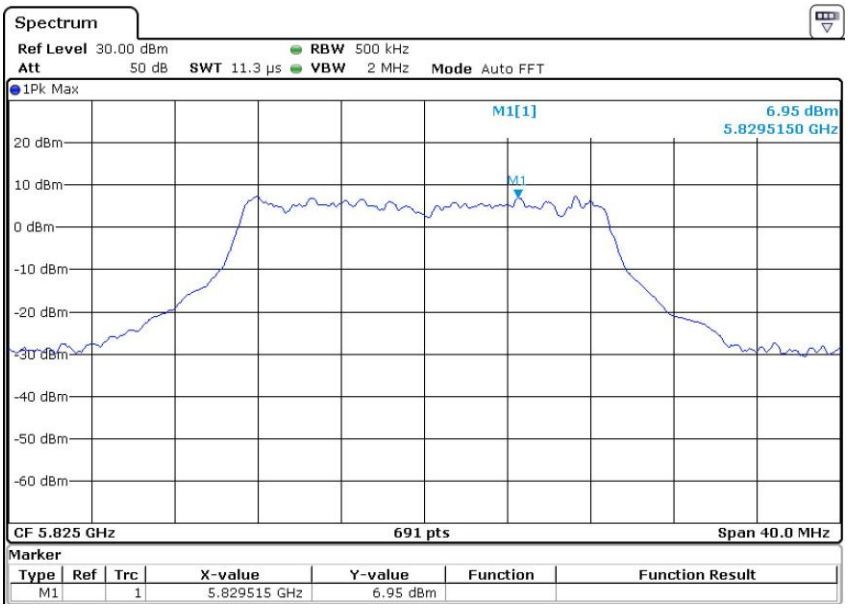

Plot No.174, UdyogVihar Phase 4, Sector -18, Gurgaon -122016, Haryana, India

Contact: 0124-4235350, 4145343; e-mail: info @aaemtlabs.com; Website: www.aaemtlabs.com

802.11n40

Channel: 151

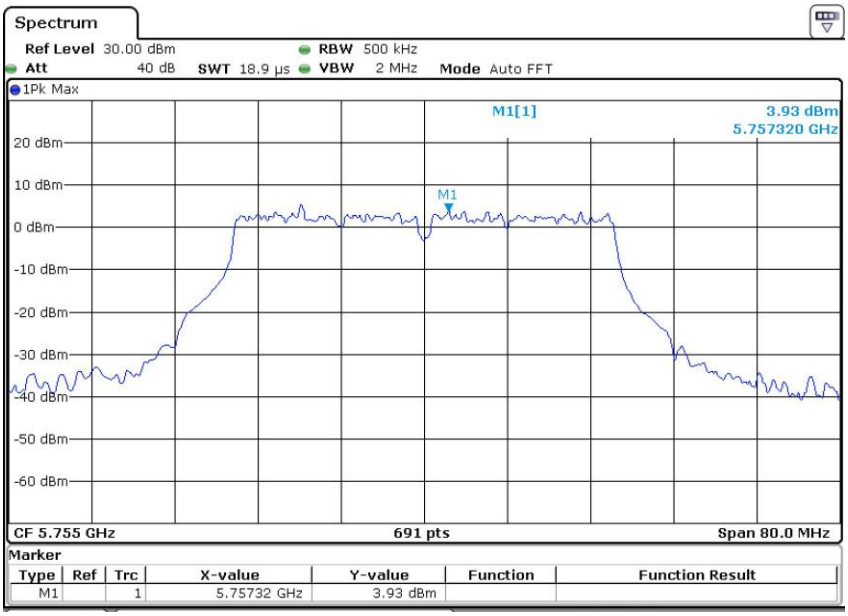

Channel: 159

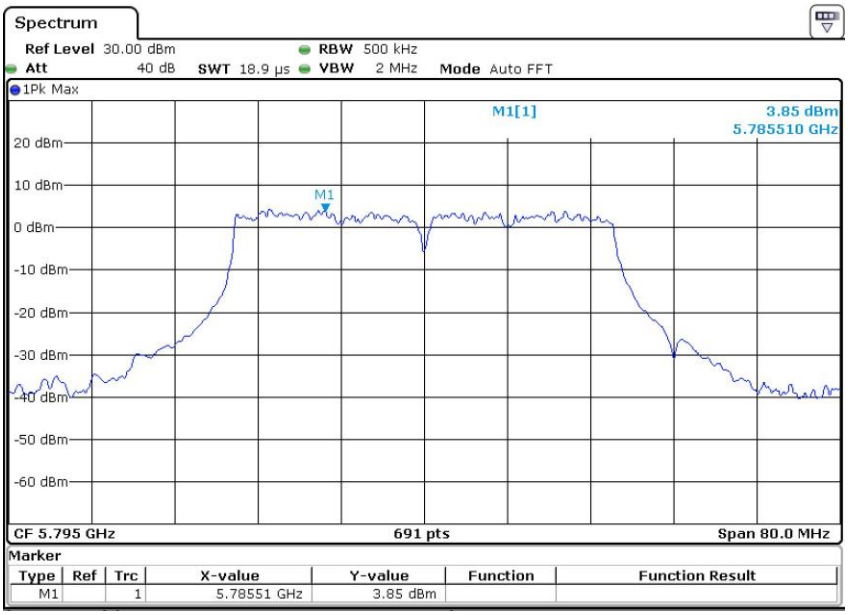

Plot No.174, UdyogVihar Phase 4, Sector -18, Gurgaon -122016, Haryana, India

Contact: 0124-4235350, 4145343; e-mail: info @aaemtlabs.com; Website: www.aaemtlabs.com

802.11ac20

Channel: 149

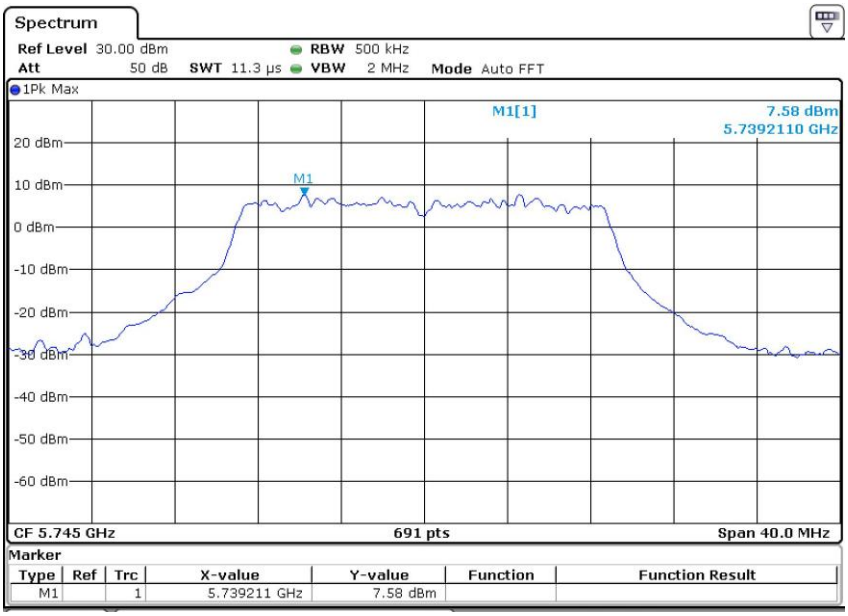

Channel: 157

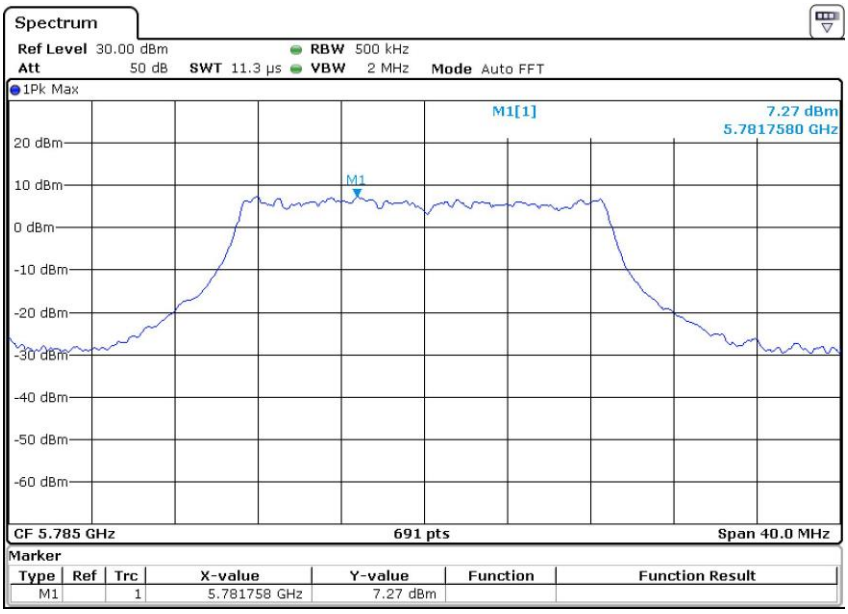

Plot No.174, UdyogVihar Phase 4, Sector -18, Gurgaon -122016, Haryana, India

Contact: 0124-4235350, 4145343; e-mail: info @aaemtlabs.com; Website: www.aaemtlabs.com

Channel: 165

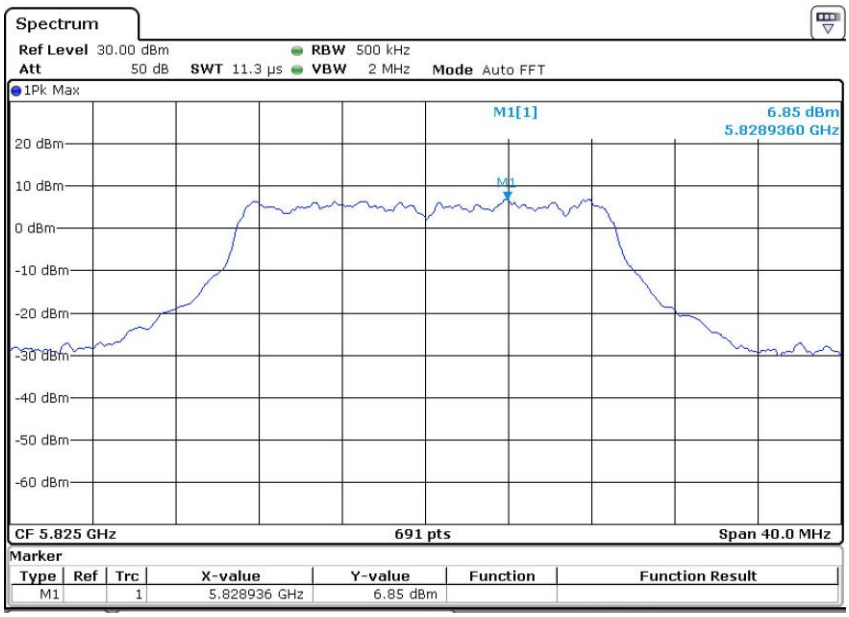

802.11ac40

Channel: 151

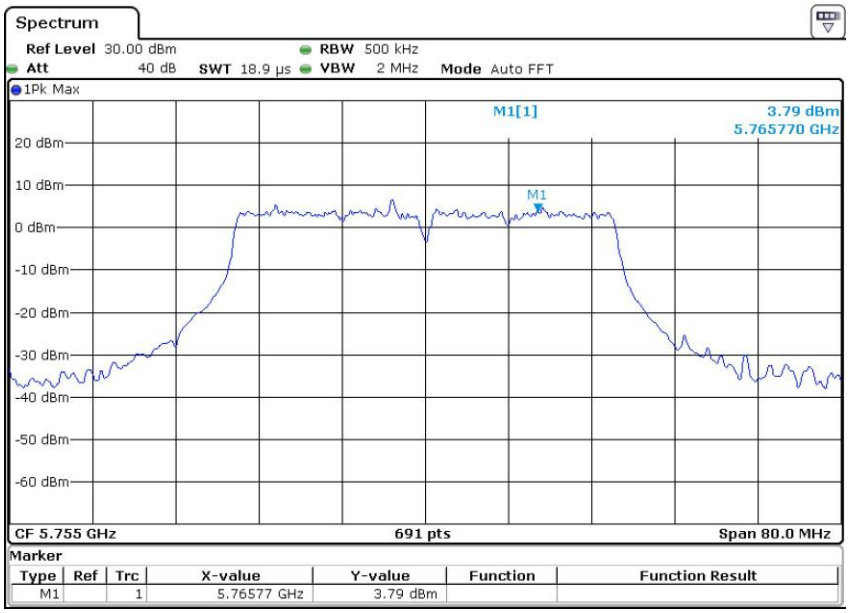

Plot No.174, UdyogVihar Phase 4, Sector -18, Gurgaon -122016, Haryana, India

Contact: 0124-4235350, 4145343; e-mail: info @aaemtlabs.com; Website: www.aaemtlabs.com

Channel: 159

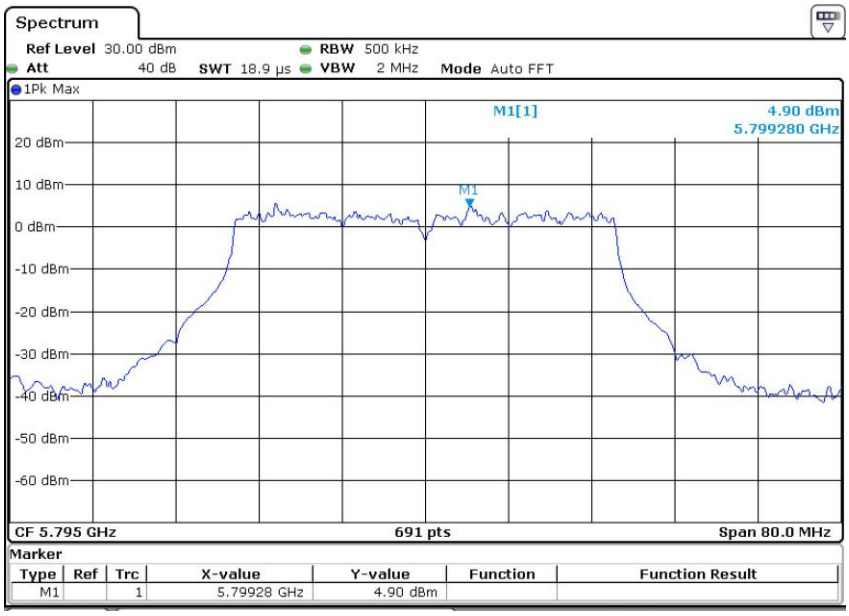

802.11ac80

Channel: 155

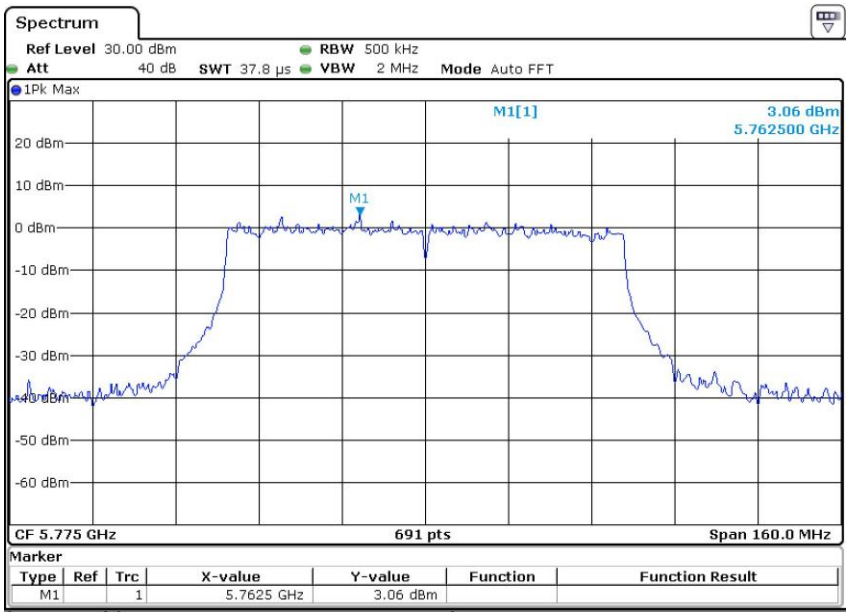

Plot No.174, UdyogVihar Phase 4, Sector -18, Gurgaon -122016, Haryana, India

Contact: 0124-4235350, 4145343; e-mail: info @aaemtlabs.com; Website: www.aaemtlabs.com

802.11ax20

Channel: 149

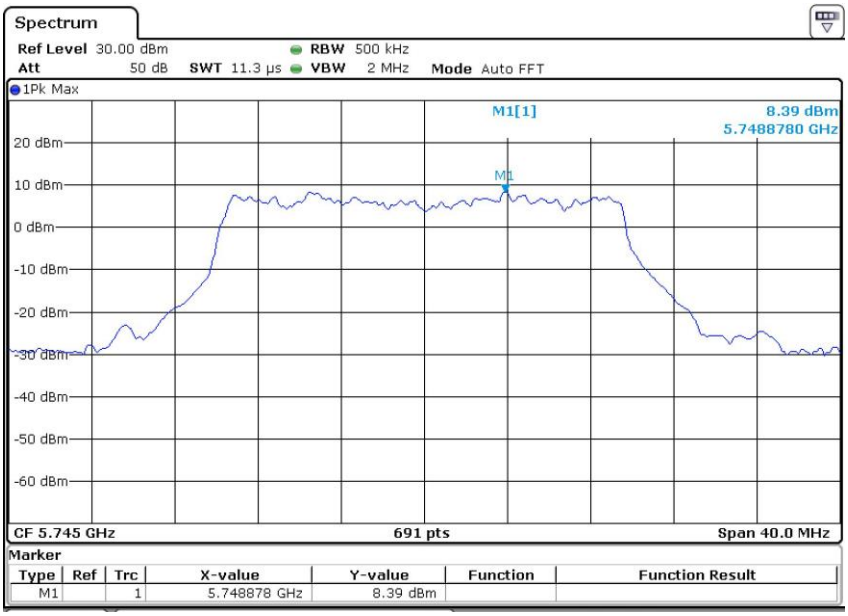

Channel: 157

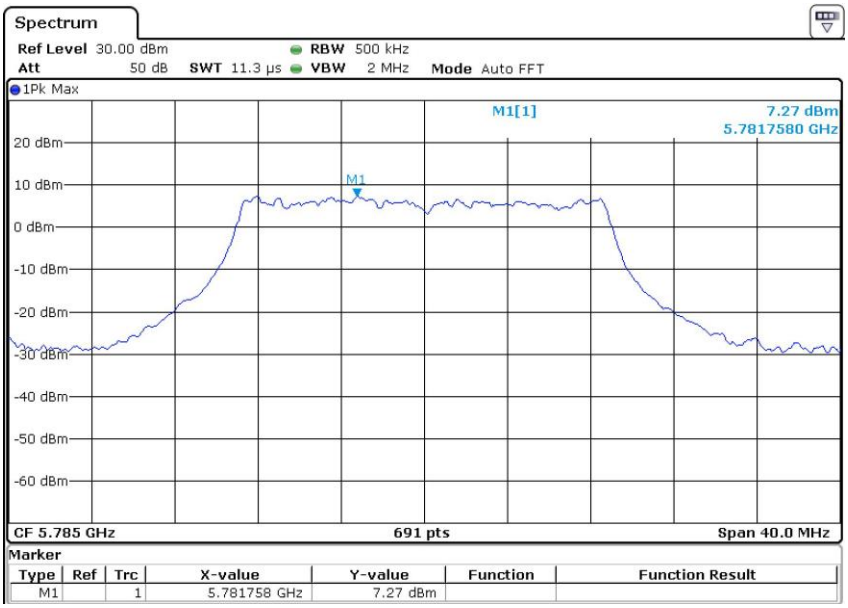

Plot No.174, UdyogVihar Phase 4, Sector -18, Gurgaon -122016, Haryana, India

Contact: 0124-4235350, 4145343; e-mail: info @aaemtlabs.com; Website: www.aaemtlabs.com

Channel: 165

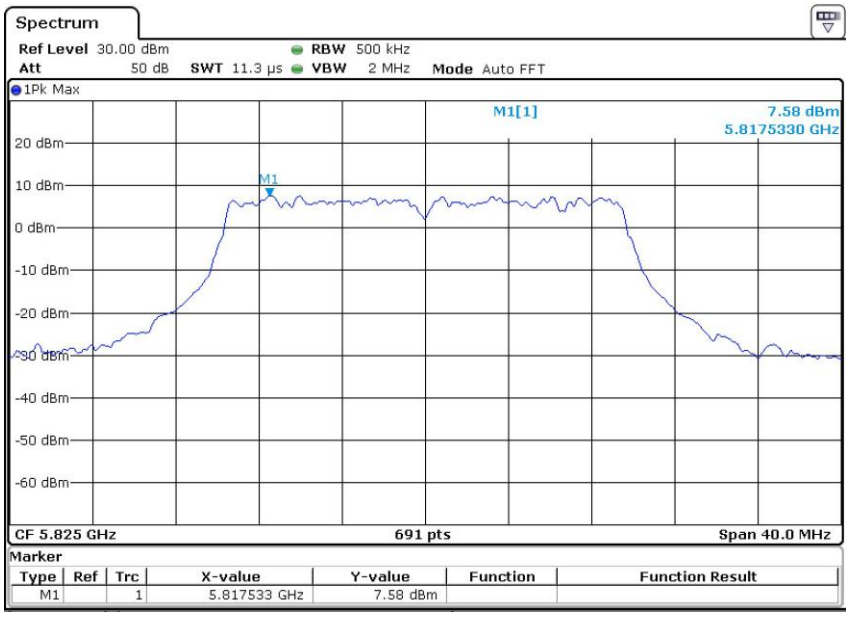

802.11ax40

Channel: 151

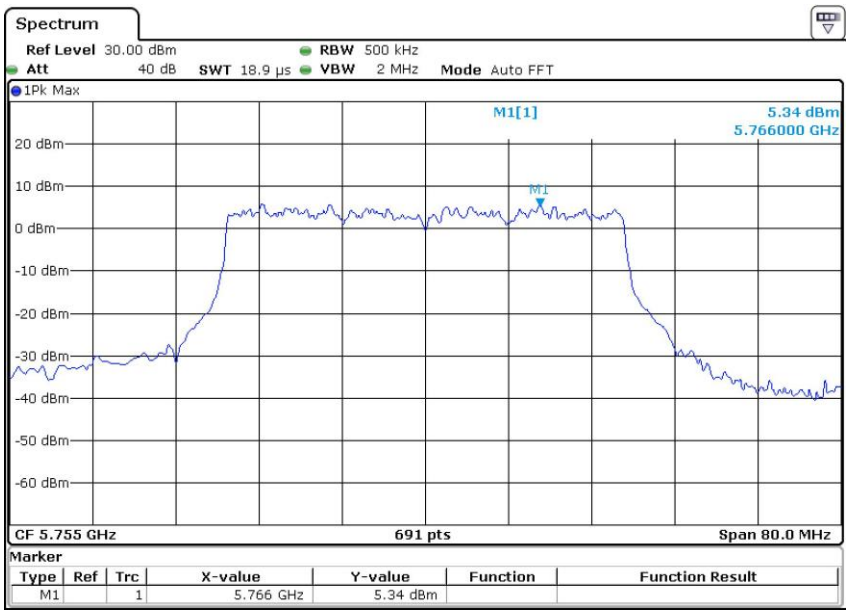

Plot No.174, UdyogVihar Phase 4, Sector -18, Gurgaon -122016, Haryana, India

Contact: 0124-4235350, 4145343; e-mail: info @aaemtlabs.com; Website: www.aaemtlabs.com

Channel: 159

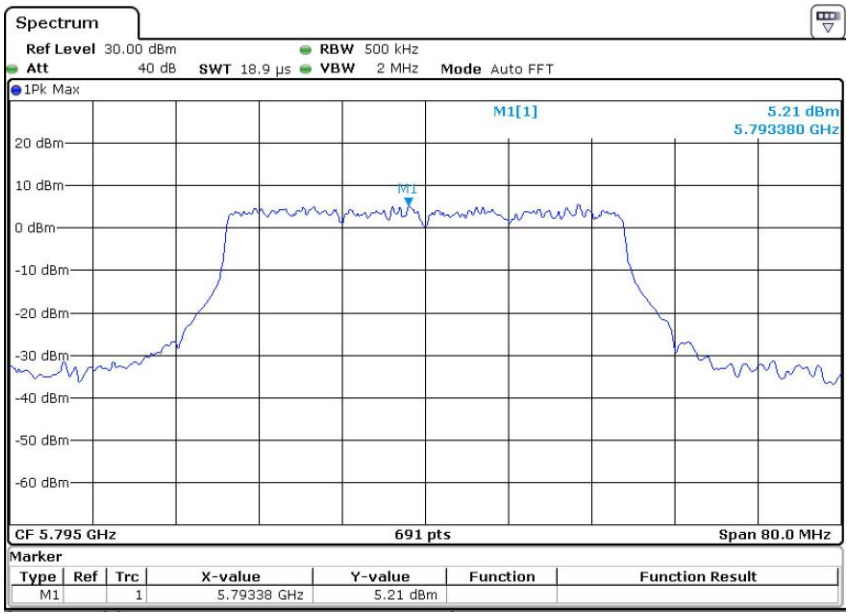

802.11ax80
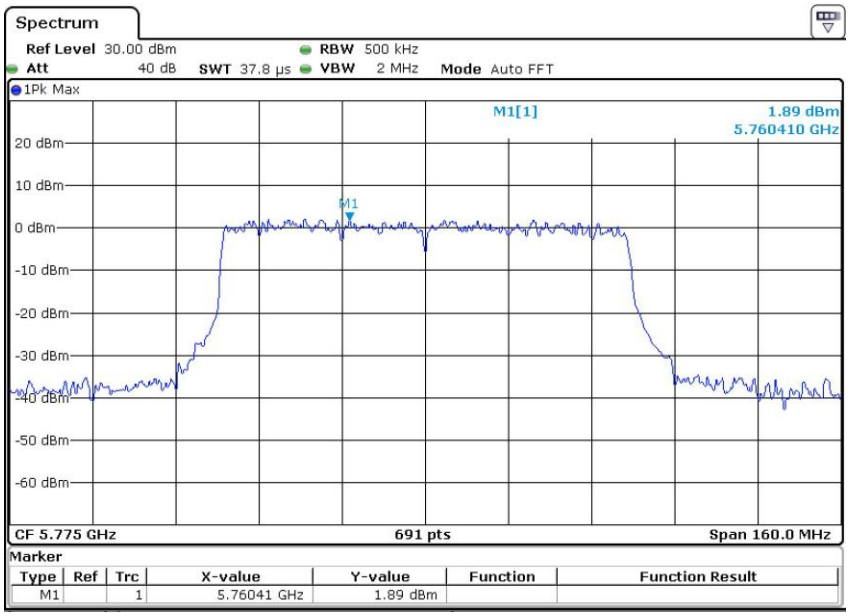
Channel: 155