S65 MANUAL

SIZE: 150mm x 74.3mm x 16Page
UPDATE: 2021.08.11

印刷须知:在指定区域裁减, 划痕, 折叠和粘贴胶水.
PRESS WORK / NOTES : Trim to size , score, fold & glue in specified areas

- glue 胶水
- trim 裁减
- fold 折叠

不要印刷刀模线和尺寸标注
DO NOT PRINT DIELINES or DIMENSION

说明书工艺要求:
材质:使用128g铜版纸,印刷内容如设计稿所示。封面封底过哑胶。
装订形式:书本式,骑马钉结构(2个)

ARTWORK NOTES:
MATERIAL: 128G artpaper, printing content as shown in the design file.Cover and back cover use matte film.
NOTES:
book-style, horse-riding nail structure (2 pieces)

注意:说明书内页背景颜色#F8F9F9

NOTE: THE MANUAL BACKGROUND INNER PAGE COLOR #F8F9F9

FRONT COVER

封面

150mm

74.3mm

THE
GAMING
EARBUDS

USER MANUAL

TABLE OF CONTENTS

INTRODUCTION 1
UNIT AT A GLANCE 2
FEATURES AT A GLANCE 3
QUICK START GUIDE 4
FUNCTIONS 5
SOUND PROFILES 6
HYPERSYNC MODE 6
CHARGING YOUR DEVICE 7
THE PERFECT FIT 8
GEL TIPS 8
SAFETY GUIDELINES 9
LIMITED WARRANTY 9
FAQ & ADDITIONAL RESOURCES 10
SUPPORT 10
SPECIFICATIONS 10

INTRODUCTION

Welcome to your new Raycon Gaming Earbuds!

At Raycon, we develop and design innovative electronics so you can move and conquer your daily fast-paced life.

Before using your product, we strongly encourage you to fully read through this user manual. You can also visit our support center at **www.rayconglobal.com/support**.

This web page has more specific guidelines and helpful videos for you to navigate your product.

For best performance, charge fully before first use.

We are Raycon. We create carefully crafted wireless audio products for go-getters who need tech that keeps up with them.

We teamed up with expert engineers, leading taste-makers, and platinum artists to design products you'll love to use.

We believe in the early risers and the one-more-miler's of the world. Premium audio, inspired by you.

Pairing ID: The Gaming Earbuds

INTERNATIONAL MANUAL

For international versions of the manual, please visit **www.rayconglobal.com/support**.

UNIT AT A GLANCE

1. Charging Port
2. Wireless Charging Capsule
3. LED/Battery Indicator
4. Gel Tip
5. Charging Connectors
6. Touch Controls
7. Microphone

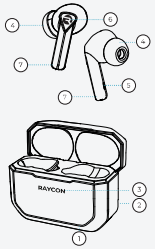

FEATURES AT A GLANCE

HYPERSYNC LOW LATENCY MODE
HyperSync Low Latency Mode minimizes delay so you can respond to streamers and teammates without delay.

OPTIMIZED MIC FOR GAMING
Let your teammates and audience hear you while your opponents cower at the sound of your voice with a mic optimized for gaming.

31 HOURS OF BATTERY LIFE
Stay in the game longer with 31 hours of battery life.

IPX5 WATER RESISTANCE
With IPX5 water resistance, the Gaming Earbuds hold up when sense matches have you breaking a sweat.

WIRELESS CHARGING CAPSULE WITH FAST CHARGE
Get a 90 minute charge in 10 minutes with the wireless charging capsule equipped with Fast Charge, and get back to the game.

THREE SOUND PROFILES
Different games have different sounds, that's why the Gaming Earbuds have three unique sound profiles.

QUICK START GUIDE

1. Take your earbuds out of the charging capsule. Both earbuds will power on and connect to each other automatically.

2. From the source device, go to Bluetooth settings and ensure Bluetooth is on. Search for "The Gaming Earbuds" and select it to pair.

3. Enjoy your Raycon Gaming Earbuds!

FUNCTIONS

Control audio and other functions by **tapping the logo** on the earbud.

- Tap **R** for **Volume Up**
- Tap **L** for **Volume Down**
- Tap **L** / **R** 2 times for **Play/Pause**
- Tap **R** 3 times for **Next**
- Tap **L** 3 times for **Previous**
- Tap **L** / **R** 4 times for **Voice Assistant**
- Tap **L** / **R** 5 times for **LED On/Off**
- Hold **L** for **3** secs to toggle between **Sound Profiles**.
- Hold **R** for **3** secs to toggle **HyperSync Mode On/Off**.
- Tap **L** / **R** 2 times to **Answer/End call**.
- Hold **L** / **R** for **3** secs to **Reject call**.
- Hold **L** / **R** for **3** secs or remove from capsule to **Power On**.
- Hold **L** / **R** for **10** secs or place earbuds in charging capsule to **Power Off**.

SOUND PROFILES

Your sound, your way! As our sound profiles were crafted by artists and producers at the top of the industry, you're in good hands.

PURE SOUND - Our most refined sound, perfect clarity to hear every single note.

BALANCED SOUND - A leveled sound that is great for all around performance and warmth.

BASS SOUND - Our bass boosted sound, great for songs with strong beats and a go-to for bass lovers.

- Hold **L** for **3** secs to toggle between **Sound Profiles**.

Note: Sound Profiles are not supported in HyperSync Mode.

HYPERSYNC MODE

HyperSync Mode - An amplified experience with immersive sound and ultra low latency.

- Hold **R** for **3** secs to toggle **HyperSync On/Off.**

Note: LED On/Off is only supported in HyperSync Mode.

CHARGING YOUR DEVICE

Charging Earbuds: The earbuds will charge automatically when placed in the capsule.

Charging Capsule: Connect your charging capsule to a 5V - 1A power source via the supplied USB-C cable.

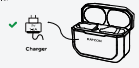

Fully Charged: Once fully charged, the battery indicator lights will turn off.

Call/Play time: About 7 hours

Total battery life: About 31 hours

Wireless Charging: Simply place the capsule on any Qi-compatible charging mat.

Low-Battery Warning - When earbud batteries are low, a "low battery" voice prompt will play, and there will be 30 mins of playtime left before the earbuds automatically power off.

Battery Status Indicator - When battery is low, LED lights on earbuds will stay off and LED lights on capsule will glow red when capsule is opened.

A fully charged capsule can completely recharge the earbuds up to 3.5 times before needing to recharge the capsule.

THE PERFECT FIT



Insert the earbuds into your ear. | Rotate the earbuds slightly forward. | The perfect fit should look like this.

GEL TIPS

XS S M L

Customize your fit. Select the right size gel tip for you! Keep gel tips clean to ensure a great listening experience.

SAFETY GUIDELINES

Please follow the safety guidelines below at all times when operating or caring for your device.

- Be wary of any edges, uneven surfaces, and metal parts, including on accessories and product packaging, to prevent any possible injury or damage.
- Listen to music at a proper volume to avoid damaging your hearing and the earbuds.
- Do not store in high temperatures, such as in a hot vehicle or in direct sunlight.
- Do not expose the earbuds or any of its supplied parts to rain or other liquids for extended periods of time. Follow IPX5 Rating Guidelines.
- If wet, please wipe dry as best possible before charging earbuds or capsule.
- Do not drop or cause undue impact to the earbuds.
- Do not modify, repair, or dismantle the product on your own.
- Do not use any diluent or volatile liquid to clean the product.
- Do not use the product in a hazardous location.

LIMITED WARRANTY

For more information and instructions on how to get warranty service, visit **www.rayconglobal.com/warranty**.

FAQ & ADDITIONAL RESOURCES

For frequently asked questions about your device, simply go to **www.rayconglobal.com/support**. Select your product to find additional resources on how to operate your product, including helpful tips and videos.

SUPPORT

If your device is not functioning correctly, please visit **www.rayconglobal.com/support** for customer support, and we will be more than happy to help you.

SPECIFICATIONS

Model Number: PBE765
Bluetooth Name: The Gaming Earbuds
FCC ID: 2ABZV-RBE765
IC: 27185-RBE765
Bluetooth version: 5.0
Power Input: 5V/1A
Charging time: About 1 hour
Call / Play time: About 7 hours
Total battery life: About 31 hours
Support Profiles: HSP/ HFP/ A2DP/ AVRCP
Sensitivity: 98 ± 3dB
Frequency Response Range: 20Hz - 20KHz
Bluetooth Range: Up to 10 Meters

FCC WARNING

This device complies with part 15 of the FCC Rules. Operation is subject to the following two conditions: (1) this device may not cause harmful interference, and (2) this device must accept any interference received, including interference that may cause undesired operation. Any changes or modifications not expressly approved by the party responsible for compliance could void the user's authority to operate the equipment.

NOTE: This equipment has been tested and found to comply with the limits for a Class B digital device, pursuant to Part 15 of the FCC Rules. These limits are designed to provide reasonable protection against harmful interference in a residential installation. This equipment generates, uses, and can radiate radio frequency energy, and, if not installed and used in accordance with the instructions, may cause harmful interference to radio communications. However, there is no guarantee that interference will not occur in a particular installation.
If this equipment does cause harmful interference to radio or television reception, which can be determined by turning the equipment off and on, the user is encouraged to try to correct the interference by one or more of the following measures:
- Reorient or relocate the receiving antenna.
- Increase the separation between the equipment and receiver.
- Connect the equipment into an outlet on a circuit different from that to which the receiver is connected.
- Consult the dealer or an experienced radio/TV technician for help. The device has been evaluated to meet general RF exposure statement.
The device can be used in portable exposure condition without restriction

IC CAUTION:

Radio Standards Specification RSS-Gen, Issue 5

- English:
This device contains licence-exempt transmitter(s)/receiver(s) that comply with Innovation, Science and Economic Development Canada's licence-exempt RSS(s). Operation is subject to the following two conditions:
This device may not cause interference.
This device must accept any interference, including interference that may cause undesired operation of the device.

- French:
Cet appareil contient des émetteurs / récepteurs exemptés de licence conformes aux RSS (RSS) d'Innovation, Sciences et Développement économique Canada. Le fonctionnement est soumis aux deux conditions suivantes:
Cet appareil ne doit pas causer d'interférences.
Cet appareil doit accepter toutes les interférences, y compris celles susceptibles de provoquer un fonctionnement indésirable de l'appareil.

FCC ID: 2ABZV-RBE765
IC: 27185-RBE765

@rayconglobal

BACK COVER

封底