Test Laboratory: Huatongwei International Inspection Co., Ltd.,SAR Lab Date: 8/2/2022

GSM 850-L-Head

Communication System: UID 0, Generic GPRS(TDMA, GMSK, TN 0-1) (0); Frequency: 824.2 MHz;Duty Cycle: 1:4.10015
Medium parameters used: f = 825 MHz; σ = 0.907 S/m; ε_r = 40.677; ρ = 1000 kg/m^3
Phantom section: Left Section
Ambient Temperature:22.4℃;Liquid Temperature:22.2℃;

DASY Configuration:

- Probe: EX3DV4 - SN7494; ConvF(10.3, 10.3, 10.3) @ 824.2 MHz; Calibrated: 5/16/2022
- Sensor-Surface: 1.4mm (Mechanical Surface Detection)
- Electronics: DAE4 Sn1549; Calibrated: 4/12/2022
- Phantom: Twin-SAM V8.0 ; Type: QD 000 P41 AA; Serial: 1974
- DASY52 52.10.2(1495); SEMCAD X 14.6.12(7450)

Left Touch Check/CH 128/Area Scan (51x101x1): Interpolated grid: dx=1.500 mm, dy=1.500 mm
Maximum value of SAR (interpolated) = 1.52 W/kg

Left Touch Check/CH 128/Zoom Scan (5x5x7)/Cube 0: Measurement grid: dx=8mm, dy=8mm, dz=5mm
Reference Value = 13.63 V/m; Power Drift = -0.13 dB
Peak SAR (extrapolated) = 1.49 W/kg
SAR(1 g) = 0.889 W/kg; SAR(10 g) = 0.572 W/kg
Maximum value of SAR (measured) = 0.797 W/kg

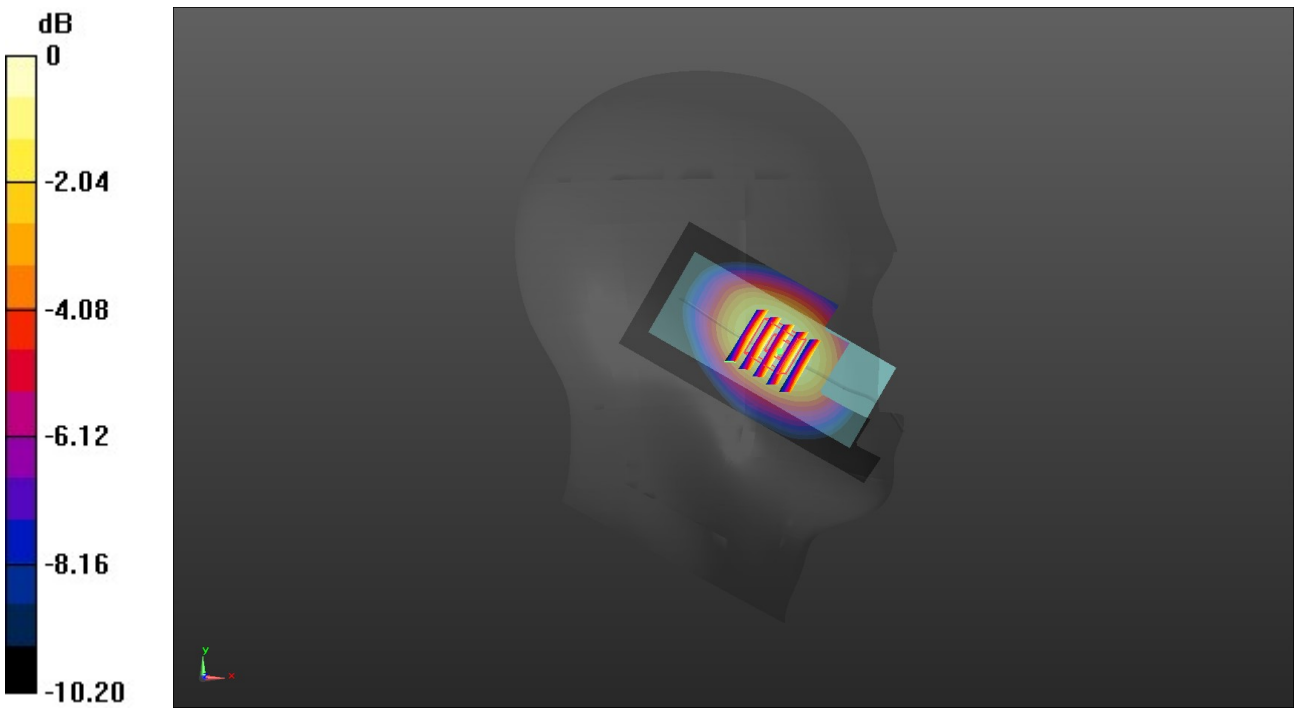

0 dB = 0.797 W/kg = 1.44 dBW/kg

Test Laboratory: Huatongwei International Inspection Co., Ltd.,SAR Lab Date: 8/3/2022

GSM 1900-L-Head

Communication System: UID 0, Generic GPRS(TDMA, GMSK, TN 0-1-2) (0); Frequency: 1850.2 MHz;Duty Cycle: 1:2.66993
Medium parameters used (interpolated): f = 1850.2 MHz; σ = 1.359 S/m; ε_r = 38.443; ρ = 1000 kg/m^3

Phantom section: Left Section
Ambient Temperature:22.4℃;Liquid Temperature:22.2℃;

DASY Configuration:

- Probe: EX3DV4 - SN7494; ConvF(8.45, 8.45, 8.45); Calibrated: 5/16/2022;
- Sensor-Surface: 1.4mm (Mechanical Surface Detection)
- Electronics: DAE4 Sn1549; Calibrated: 4/12/2022
- Phantom: Twin-SAM V8.0 ; Type: QD 000 P41 AA; Serial: 1974
- DASY52 52.10.2(1495); SEMCAD X 14.6.10(7417)

Left Touch Check/CH 512/Area Scan (51x101x1): Interpolated grid: dx=1.500 mm, dy=1.500 mm
Maximum value of SAR (interpolated) = 0.217 W/kg

Left Touch Check/CH 512/Zoom Scan (5x5x7)/Cube 0: Measurement grid: dx=8mm, dy=8mm, dz=5mm
Reference Value = 3.323 V/m; Power Drift = -0.07 dB
Peak SAR (extrapolated) = 0.228 W/kg
SAR(1 g) = 0.144 W/kg; SAR(10 g) = 0.088 W/kg
Maximum value of SAR (measured) = 0.196 W/kg

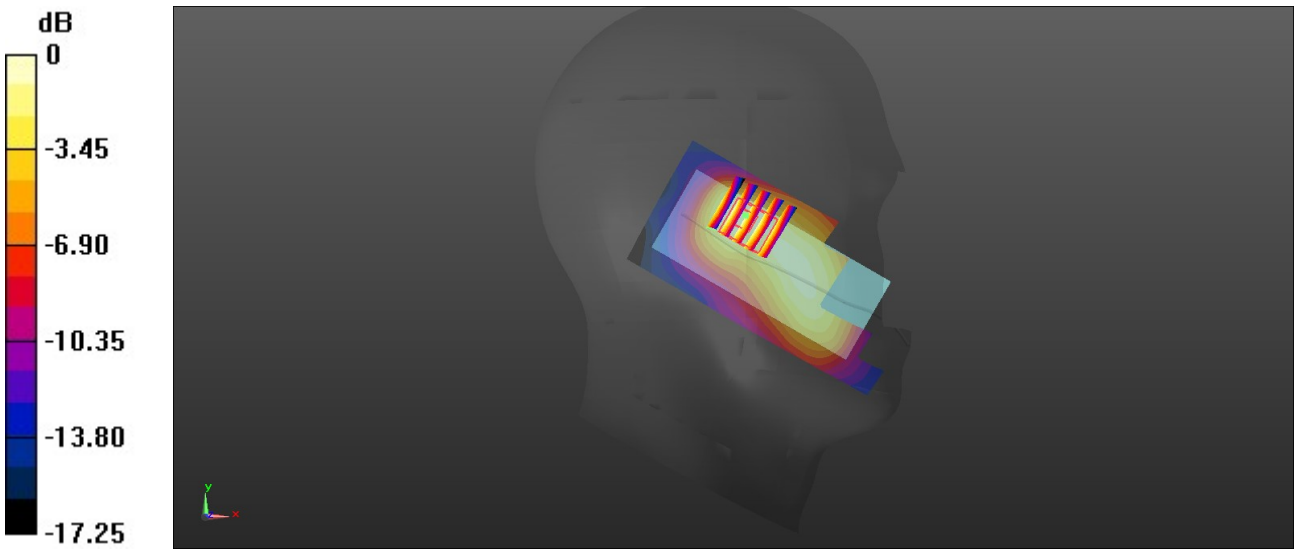

0 dB = 0.196 W/kg = -7.08 dBW/kg

Test Laboratory: Huatongwei International Inspection Co., Ltd.,SAR Lab Date: 8/3/2022

WCDMA Band II-L-Head

Communication System: UID 0, Generic UMTS (0); Frequency: 1852.4 MHz;Duty Cycle: 1:1
Medium parameters used (interpolated): f = 1852.4 MHz; σ = 1.36 S/m; ε_r = 38.434; ρ = 1000 kg/m^3
Phantom section: Left Section
Ambient Temperature:22.2°C;Liquid Temperature:22.0°C;

DASY Configuration:

- Probe: EX3DV4 - SN7494; ConvF(8.45, 8.45, 8.45); Calibrated: 5/16/2022;
- Sensor-Surface: 1.4mm (Mechanical Surface Detection)
- Electronics: DAE4 Sn1549; Calibrated: 4/12/2022
- Phantom: Twin-SAM V8.0 ; Type: QD 000 P41 AA; Serial: 1974
- DASY52 52.10.2(1495); SEMCAD X 14.6.10(7417)

Left Touch Check/CH 9262/Area Scan (51x101x1): Interpolated grid: dx=1.500 mm, dy=1.500 mm
Maximum value of SAR (interpolated) = 0.296 W/kg

Left Touch Check/CH 9262/Zoom Scan (5x5x7)/Cube 0: Measurement grid: dx=8mm, dy=8mm, dz=5mm
Reference Value = 5.634 V/m; Power Drift = -0.12 dB
Peak SAR (extrapolated) = 0.351 W/kg
SAR(1 g) = 0.212 W/kg; SAR(10 g) = 0.126 W/kg
Maximum value of SAR (measured) = 0.271 W/kg

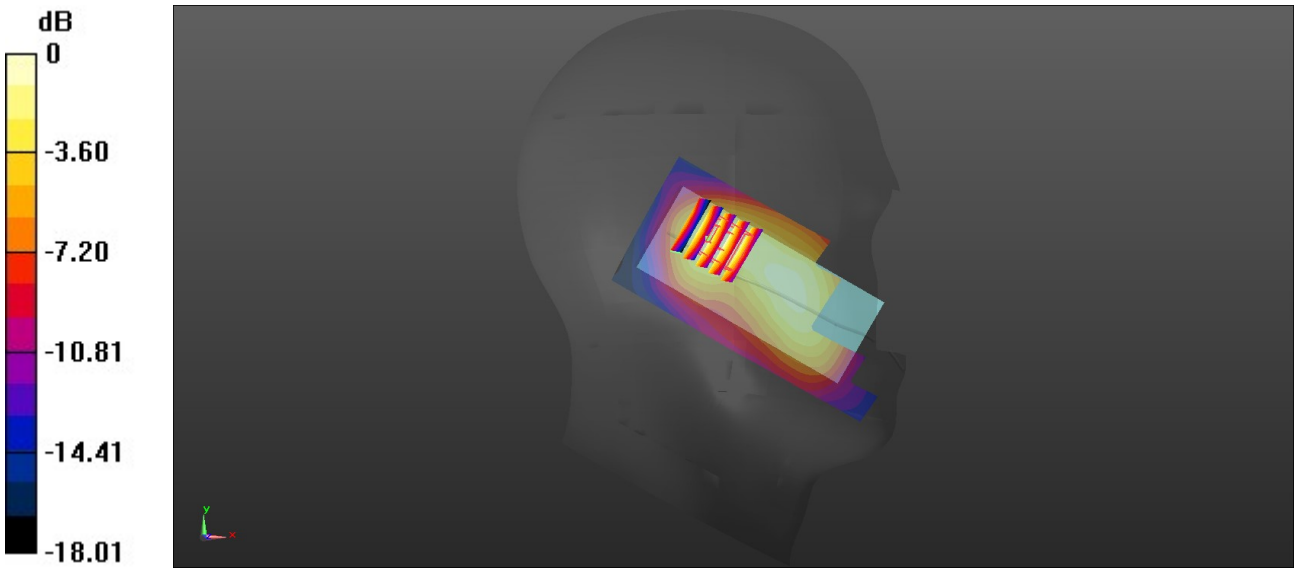

0 dB = 0.271 W/kg = -5.67 dBW/kg

Test Laboratory: Huatongwei International Inspection Co., Ltd.,SAR Lab Date: 8/2/2022

WCDMA Band V-L-Head

Communication System: UID 0, Generic UMTS (0); Frequency: 826.4 MHz;Duty Cycle: 1:1
Medium parameters used (interpolated): f = 826.4 MHz; σ = 0.908 S/m; ε_r = 40.679; ρ = 1000 kg/m^3
Phantom section: Left Section
Ambient Temperature:22.4°C;Liquid Temperature:22.2°C;

DASY Configuration:

- Probe: EX3DV4 - SN7494; ConvF(10.3, 10.3, 10.3); Calibrated: 5/16/2022;
- Sensor-Surface: 1.4mm (Mechanical Surface Detection)
- Electronics: DAE4 Sn1549; Calibrated: 4/12/2022
- Phantom: Twin-SAM V8.0 ; Type: QD 000 P41 AA; Serial: 1974
- DASY52 52.10.2(1495); SEMCAD X 14.6.10(7417)

Left Touch Check/CH 4132/Area Scan (51x101x1): Interpolated grid: dx=1.500 mm, dy=1.500 mm
Maximum value of SAR (interpolated) = 0.844 W/kg

Left Touch Check/CH 4132/Zoom Scan (5x5x7)/Cube 0: Measurement grid: dx=8mm, dy=8mm, dz=5mm
Reference Value = 11.80 V/m; Power Drift = -0.13 dB
Peak SAR (extrapolated) = 0.920 W/kg
SAR(1 g) = 0.664 W/kg; SAR(10 g) = 0.478 W/kg
Maximum value of SAR (measured) = 0.832 W/kg

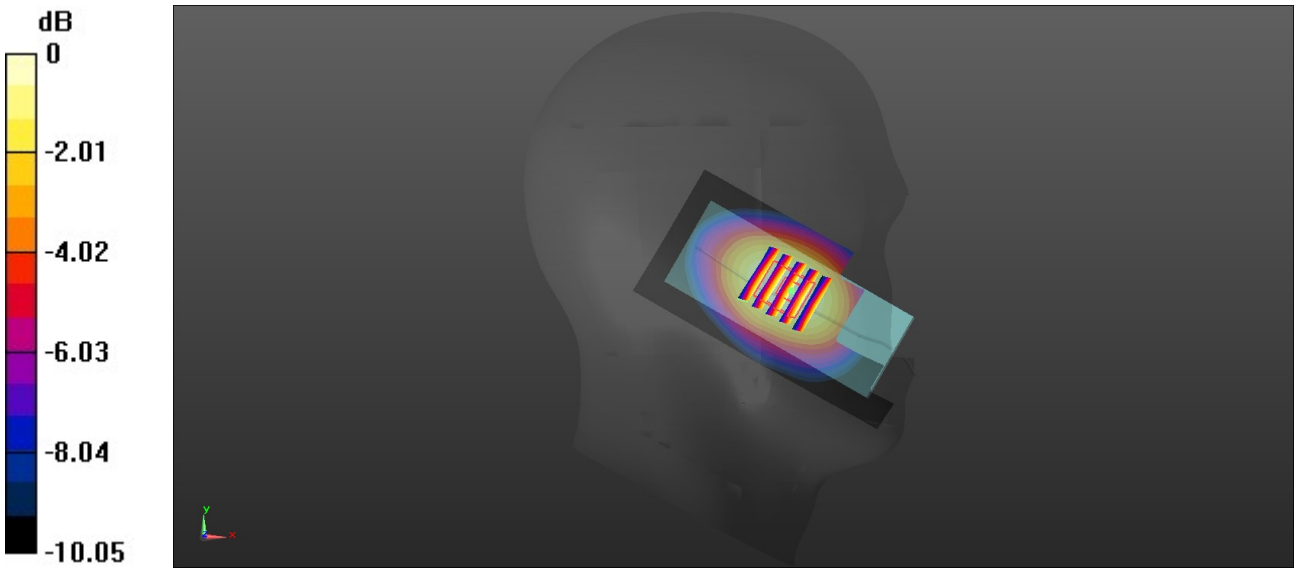

0 dB = 0.832 W/kg = -0.80 dBW/kg

Test Laboratory: Huatongwei International Inspection Co., Ltd.,SAR Lab Date: 8/3/2022

LTE Band 2-L-Head

Communication System: UID 0, Generic LTE-FDD (0); Frequency: 1860 MHz;Duty Cycle: 1:1
Medium parameters used: f = 1860 MHz; σ = 1.361 S/m; ε_r = 38.402; ρ = 1000 kg/m^3
Phantom section: Left Section
Ambient Temperature:22.3°C;Liquid Temperature:22.1°C;

DASY Configuration:

- Probe: EX3DV4 - SN7494; ConvF(8.45, 8.45, 8.45); Calibrated: 5/16/2022;
- Sensor-Surface: 1.4mm (Mechanical Surface Detection)
- Electronics: DAE4 Sn1549; Calibrated: 4/12/2022
- Phantom: Twin-SAM V8.0 ; Type: QD 000 P41 AA; Serial: 1974
- DASY52 52.10.2(1495); SEMCAD X 14.6.10(7417)

Left Touch Check/CH 18700/Area Scan (51x101x1): Interpolated grid: dx=1.500 mm, dy=1.500 mm
Maximum value of SAR (interpolated) = 0.285 W/kg

Left Touch Check/CH 18700/Zoom Scan (5x5x7)/Cube 0: Measurement grid: dx=8mm, dy=8mm, dz=5mm
Reference Value = 6.334 V/m; Power Drift = -0.09 dB
Peak SAR (extrapolated) = 0.303 W/kg
SAR(1 g) = 0.190 W/kg; SAR(10 g) = 0.115 W/kg
Maximum value of SAR (measured) = 0.261 W/kg

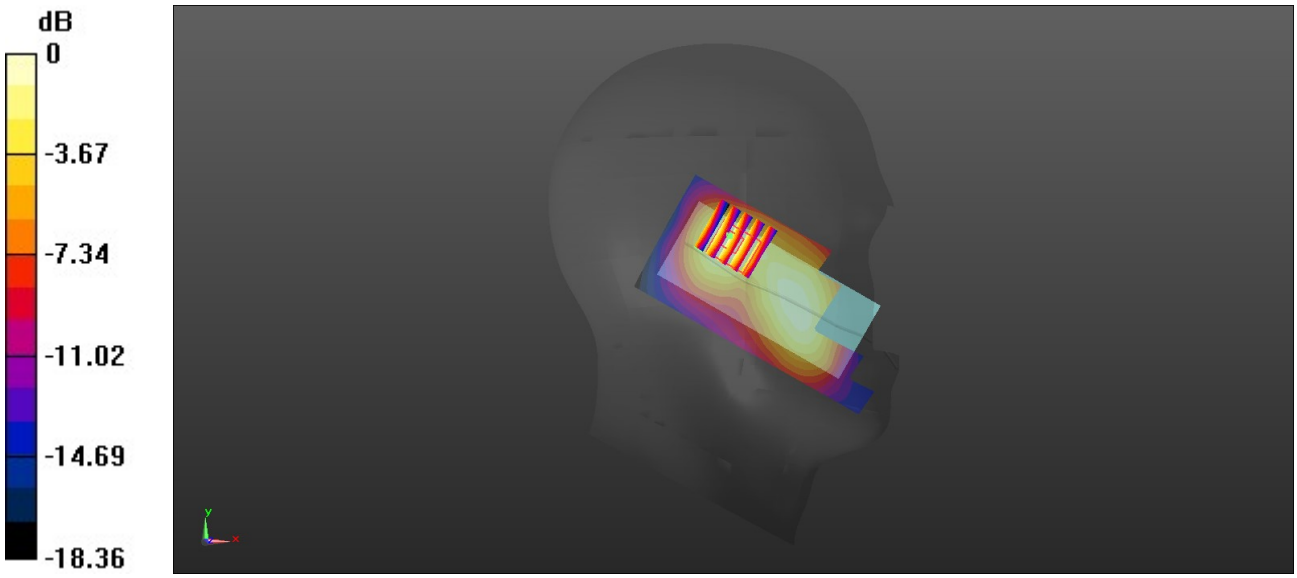

0 dB = 0.261 W/kg = -5.83 dBW/kg

Test Laboratory: Huatongwei International Inspection Co., Ltd.,SAR Lab Date: 8/1/2022

LTE Band 4-H-Head

Communication System: UID 0, Generic LTE-FDD (0); Frequency: 1745 MHz;Duty Cycle: 1:1
Medium parameters used (interpolated): f = 1745 MHz; σ = 1.323 S/m; ε_r = 38.549; ρ = 1000 kg/m^3
Phantom section: Left Section
Ambient Temperature:22.2°C;Liquid Temperature:22.0°C;

DASY Configuration:

- Probe: EX3DV4 - SN7494; ConvF(8.81, 8.81, 8.81); Calibrated: 5/16/2022;
- Sensor-Surface: 1.4mm (Mechanical Surface Detection)
- Electronics: DAE4 Sn1549; Calibrated: 4/12/2022
- Phantom: Twin-SAM V8.0 ; Type: QD 000 P41 AA; Serial: 1974
- DASY52 52.10.2(1495); SEMCAD X 14.6.10(7417)

Left Touch Check/CH 20300/Area Scan (51x101x1): Interpolated grid: dx=1.500 mm, dy=1.500 mm
Maximum value of SAR (interpolated) = 0.818 W/kg

Left Touch Check/CH 20300/Zoom Scan (5x5x7)/Cube 0: Measurement grid: dx=8mm, dy=8mm, dz=5mm
Reference Value = 10.68 V/m; Power Drift = -0.10 dB
Peak SAR (extrapolated) = 0.939 W/kg
SAR(1 g) = 0.600 W/kg; SAR(10 g) = 0.373 W/kg
Maximum value of SAR (measured) = 0.811 W/kg

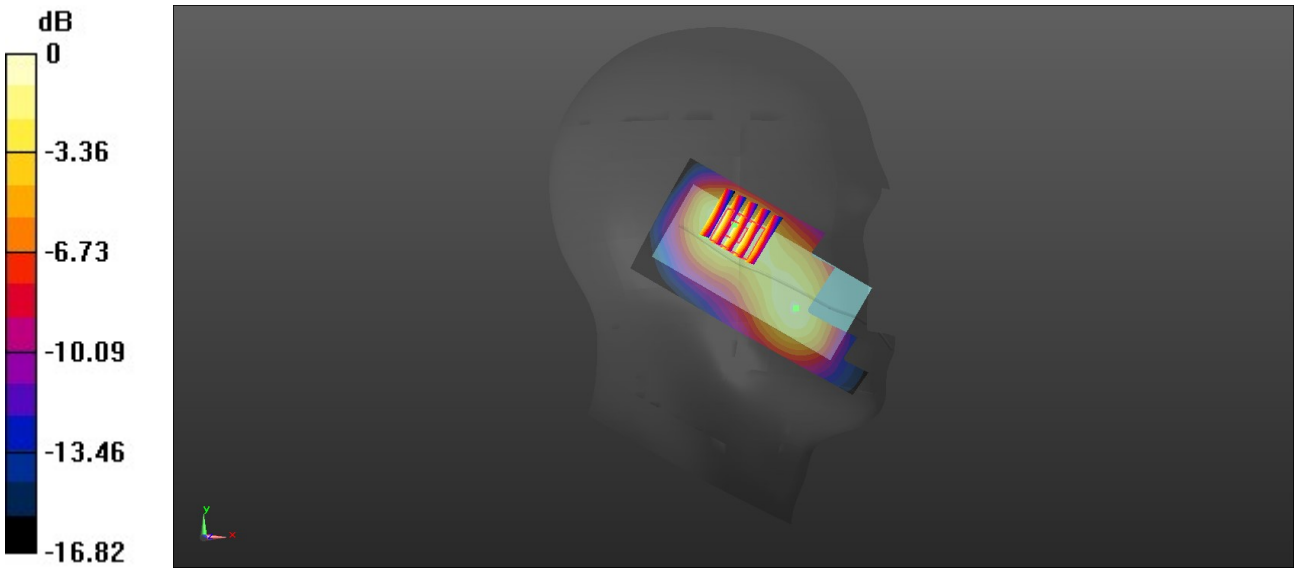

0 dB = 0.811 W/kg = -0.91 dBW/kg

Test Laboratory: Huatongwei International Inspection Co., Ltd.,SAR Lab Date: 8/9/2022

LTE Band 7-L-Head

Communication System: UID 0, Generic LTE-FDD (0); Frequency: 2510 MHz;Duty Cycle: 1:1
Medium parameters used: f = 2510 MHz; σ = 1.817 S/m; ε_r = 38.264; ρ = 1000 kg/m^3
Phantom section: Left Section
Ambient Temperature:22.2°C;Liquid Temperature:22.0°C;

DASY Configuration:

- Probe: EX3DV4 - SN7494; ConvF(7.9, 7.9, 7.9); Calibrated: 5/16/2022;
- Sensor-Surface: 1.4mm (Mechanical Surface Detection)
- Electronics: DAE4 Sn1549; Calibrated: 4/12/2022
- Phantom: Twin-SAM V8.0 ; Type: QD 000 P41 AA; Serial: 1974
- DASY52 52.10.2(1495); SEMCAD X 14.6.10(7417)

Left Touch Check/CH 20850/Area Scan (61x121x1): Interpolated grid: dx=1.200 mm, dy=1.200 mm
Maximum value of SAR (interpolated) = 1.33 W/kg

Left Touch Check/CH 20850/Zoom Scan (7x7x7)/Cube 0: Measurement grid: dx=5mm, dy=5mm, dz=5mm
Reference Value = 12.46 V/m; Power Drift = -0.02 dB
Peak SAR (extrapolated) = 1.72 W/kg
SAR(1 g) = 1.03 W/kg; SAR(10 g) = 0.598 W/kg
Maximum value of SAR (measured) = 1.47 W/kg

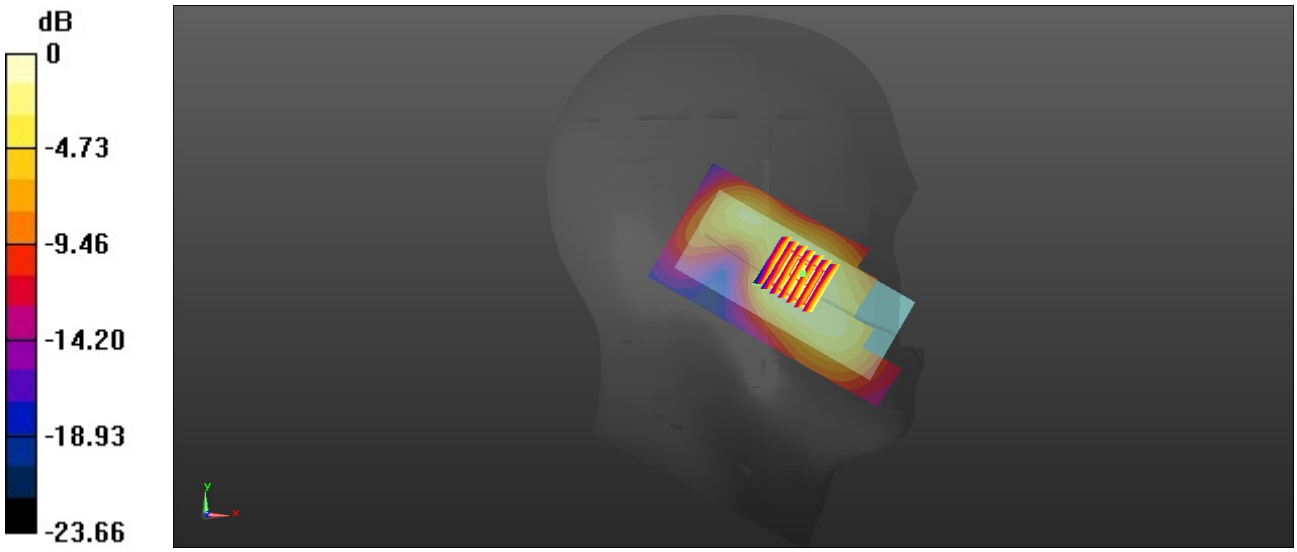

0 dB = 1.47 W/kg = 1.67 dBW/kg

Test Laboratory: Huatongwei International Inspection Co., Ltd.,SAR Lab Date: 8/1/2022

LTE Band 17-H-Head

Communication System: UID 0, Generic LTE-FDD (0); Frequency: 711 MHz;Duty Cycle: 1:1
Medium parameters used (interpolated): f = 711 MHz; σ = 0.86 S/m; ε_r = 41.135; ρ = 1000 kg/m^3
Phantom section: Left Section
Ambient Temperature:22.2°C;Liquid Temperature:22.0°C;

DASY Configuration:

- Probe: EX3DV4 - SN7494; ConvF(10.6, 10.6, 10.6); Calibrated: 5/16/2022;
- Sensor-Surface: 1.4mm (Mechanical Surface Detection)
- Electronics: DAE4 Sn1549; Calibrated: 4/12/2022
- Phantom: Twin-SAM V8.0 ; Type: QD 000 P41 AA; Serial: 1974
- DASY52 52.10.2(1495); SEMCAD X 14.6.10(7417)

Left Touch Check/CH 23800/Area Scan (51x101x1): Interpolated grid: dx=1.500 mm, dy=1.500 mm
Maximum value of SAR (interpolated) = 0.585 W/kg

Left Touch Check/CH 23800/Zoom Scan (5x5x7)/Cube 0: Measurement grid: dx=8mm, dy=8mm, dz=5mm
Reference Value = 11.09 V/m; Power Drift = -0.12 dB
Peak SAR (extrapolated) = 0.638 W/kg
SAR(1 g) = 0.464 W/kg; SAR(10 g) = 0.336 W/kg
Maximum value of SAR (measured) = 0.576 W/kg

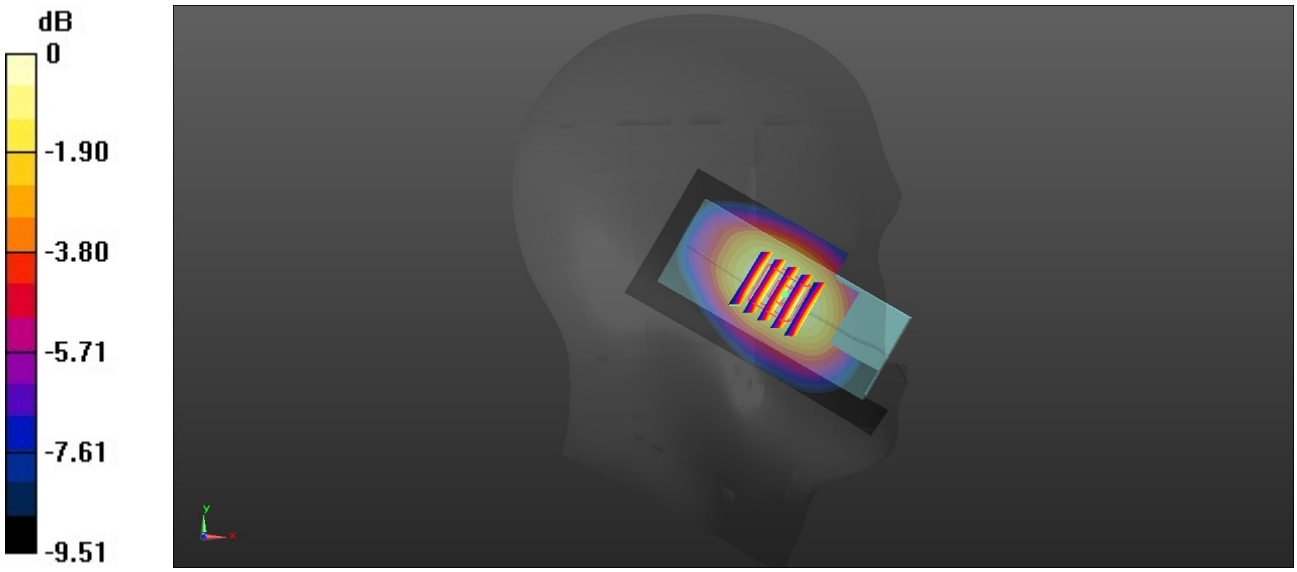

0 dB = 0.576 W/kg = -2.40 dBW/kg

Test Laboratory: Huatongwei International Inspection Co., Ltd.,SAR Lab Date: 8/4/2022

Bluetooth-L-Head

Communication System: UID 0, Generic BT (0); Frequency: 2402 MHz;Duty Cycle: 1:1
Medium parameters used (interpolated): f = 2402 MHz; σ = 1.744 S/m; ε_r = 38.429; ρ = 1000 kg/m^3
Phantom section: Left Section
Ambient Temperature:22.4°C;Liquid Temperature:22.2°C;

DASY Configuration:

- Probe: EX3DV4 - SN7494; ConvF(7.9, 7.9, 7.9); Calibrated: 5/16/2022;
- Sensor-Surface: 1.4mm (Mechanical Surface Detection)
- Electronics: DAE4 Sn1549; Calibrated: 4/12/2022
- Phantom: Twin-SAM V8.0 ; Type: QD 000 P41 AA; Serial: 1974
- DASY52 52.10.0(1446); SEMCAD X 14.6.10(7417)

Left Touch Check/CH 0/Area Scan (61x121x1): Interpolated grid: dx=1.200 mm, dy=1.200 mm
Maximum value of SAR (interpolated) = 0.0450 W/kg

Left Touch Check/CH 0/Zoom Scan (7x7x7)/Cube 0: Measurement grid: dx=5mm, dy=5mm, dz=5mm
Reference Value = 4.260 V/m; Power Drift = -0.10 dB
Peak SAR (extrapolated) = 0.0510 W/kg
SAR(1 g) = 0.028 W/kg; SAR(10 g) = 0.015 W/kg
Maximum value of SAR (measured) = 0.0418 W/kg

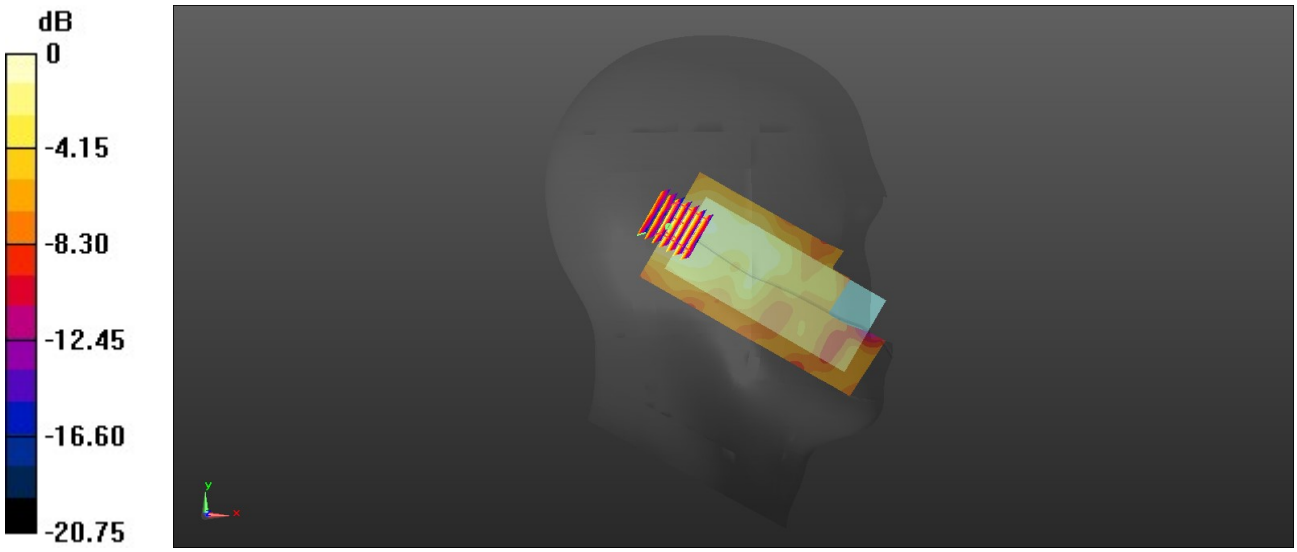

0 dB = 0.0418 W/kg = -13.79 dBW/kg

Test Laboratory: Huatongwei International Inspection Co., Ltd.,SAR Lab Date: 8/2/2022

GSM 850-L-Body

Communication System: UID 0, Generic GPRS(TDMA, GMSK, TN 0-1) (0); Frequency: 824.2 MHz;Duty Cycle: 1:4.10015
Medium parameters used: f = 825 MHz; σ = 0.907 S/m; ε_r = 40.677; ρ = 1000 kg/m^3
Phantom section: Flat Section
Ambient Temperature:22.3℃;Liquid Temperature:22.0℃;

DASY Configuration:

- Probe: EX3DV4 - SN7494; ConvF(10.3, 10.3, 10.3); Calibrated: 5/16/2022;
- Sensor-Surface: 1.4mm (Mechanical Surface Detection)
- Electronics: DAE4 Sn1549; Calibrated: 4/12/2022
- Phantom: Twin-SAM V8.0 ; Type: QD 000 P41 AA; Serial: 1974
- DASY52 52.10.2(1495); SEMCAD X 14.6.10(7417)

Rear/CH 128/Area Scan (51x101x1): Interpolated grid: dx=1.500 mm, dy=1.500 mm
Maximum value of SAR (interpolated) = 1.67 W/kg

Rear/CH 128/Zoom Scan (5x5x7)/Cube 0: Measurement grid: dx=8mm, dy=8mm, dz=5mm
Reference Value = 42.35 V/m; Power Drift = 0.05 dB
Peak SAR (extrapolated) = 1.89 W/kg
SAR(1 g) = 1.3 W/kg; SAR(10 g) = 0.918 W/kg
Maximum value of SAR (measured) = 1.67 W/kg



0 dB = 1.67 W/kg = 2.23 dBW/kg

Test Laboratory: Huatongwei International Inspection Co., Ltd.,SAR Lab Date: 8/3/2022

GSM 1900-L-Body

Communication System: UID 0, Generic GPRS(TDMA, GMSK, TN 0-1-2) (0); Frequency: 1850.2 MHz;Duty Cycle: 1:2.66993
Medium parameters used (interpolated): f = 1850.2 MHz; σ = 1.359 S/m; ε_r = 38.443; ρ = 1000 kg/m^3

Phantom section: Flat Section
Ambient Temperature:22.2°C;Liquid Temperature:22.0°C;

DASY Configuration:

- Probe: EX3DV4 - SN7494; ConvF(8.45, 8.45, 8.45); Calibrated: 5/16/2022;
- Sensor-Surface: 1.4mm (Mechanical Surface Detection)
- Electronics: DAE4 Sn1549; Calibrated: 4/12/2022
- Phantom: Twin-SAM V8.0 ; Type: QD 000 P41 AA; Serial: 1974
- DASY52 52.10.2(1495); SEMCAD X 14.6.10(7417)

Rear/CH 512/Area Scan (51x101x1): Interpolated grid: dx=1.500 mm, dy=1.500 mm
Maximum value of SAR (interpolated) = 0.642 W/kg

Rear/CH 512/Zoom Scan (5x5x7)/Cube 0: Measurement grid: dx=8mm, dy=8mm, dz=5mm
Reference Value = 10.72 V/m; Power Drift = -0.16 dB
Peak SAR (extrapolated) = 0.737 W/kg
SAR(1 g) = 0.403 W/kg; SAR(10 g) = 0.223 W/kg
Maximum value of SAR (measured) = 0.605 W/kg

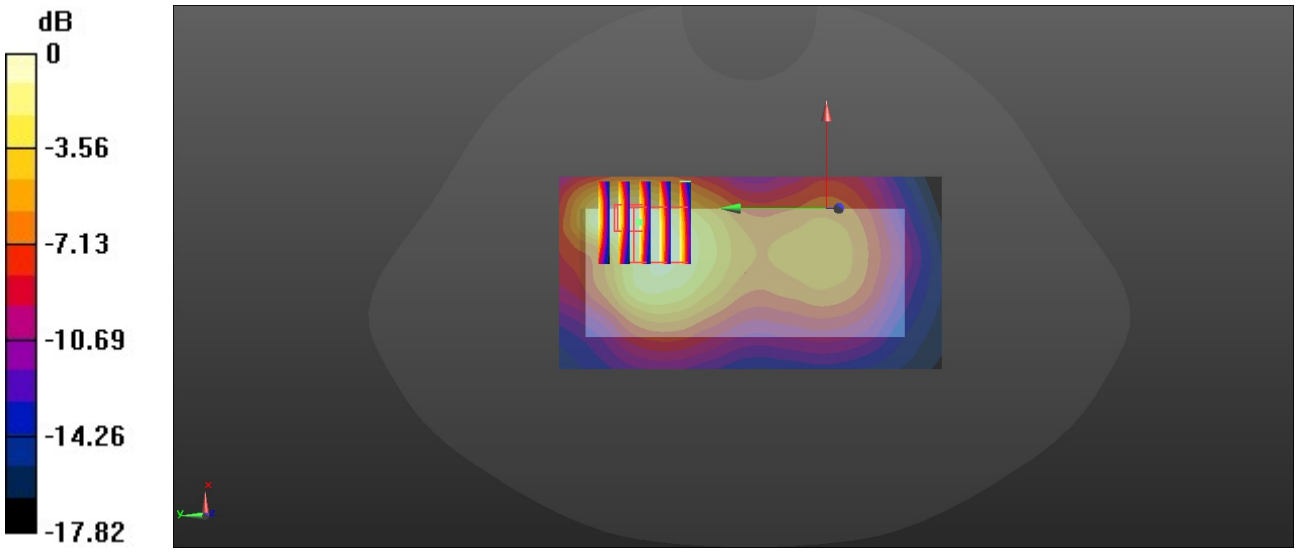

0 dB = 0.605 W/kg = -2.18 dBW/kg

Test Laboratory: Huatongwei International Inspection Co., Ltd.,SAR Lab Date: 8/3/2022

WCDMA Band II-L-Body

Communication System: UID 0, Generic UMTS (0); Frequency: 1852.4 MHz;Duty Cycle: 1:1
Medium parameters used (interpolated): f = 1852.4 MHz; σ = 1.36 S/m; ε_r = 38.434; ρ = 1000 kg/m^3
Phantom section: Flat Section
Ambient Temperature:22.5°C;Liquid Temperature:22.3°C;

DASY Configuration:

- Probe: EX3DV4 - SN7494; ConvF(8.45, 8.45, 8.45); Calibrated: 5/16/2022;
- Sensor-Surface: 1.4mm (Mechanical Surface Detection)
- Electronics: DAE4 Sn1549; Calibrated: 4/12/2022
- Phantom: Twin-SAM V8.0 ; Type: QD 000 P41 AA; Serial: 1974
- DASY52 52.10.2(1495); SEMCAD X 14.6.10(7417)

Rear/CH 9262/Area Scan (51x101x1): Interpolated grid: dx=1.500 mm, dy=1.500 mm
Maximum value of SAR (interpolated) = 0.795 W/kg

Rear/CH 9262/Zoom Scan (5x5x7)/Cube 0: Measurement grid: dx=8mm, dy=8mm, dz=5mm
Reference Value = 14.01 V/m; Power Drift = -0.18 dB
Peak SAR (extrapolated) = 1.08 W/kg
SAR(1 g) = 0.578 W/kg; SAR(10 g) = 0.328 W/kg
Maximum value of SAR (measured) = 0.889 W/kg

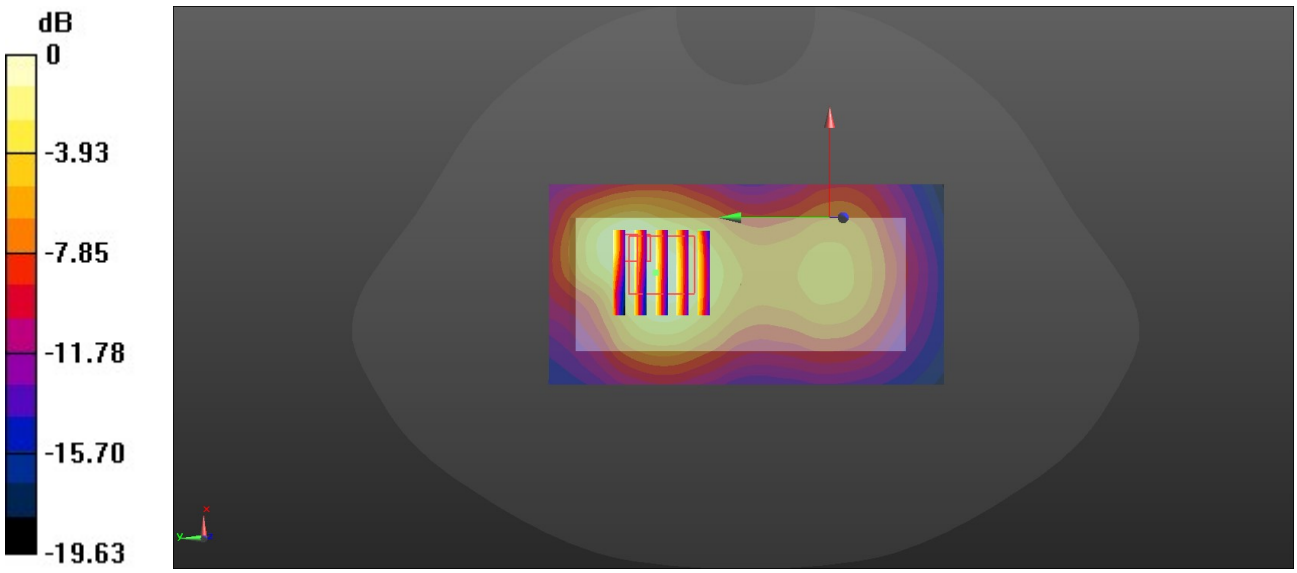

0 dB = 0.889 W/kg = -0.51 dBW/kg

Test Laboratory: Huatongwei International Inspection Co., Ltd.,SAR Lab Date: 8/2/2022

WCDMA Band V-L-Body

Communication System: UID 0, Generic UMTS (0); Frequency: 826.4 MHz;Duty Cycle: 1:1
Medium parameters used (interpolated): f = 826.4 MHz; σ = 0.908 S/m; ε_r = 40.679; ρ = 1000 kg/m^3
Phantom section: Flat Section
Ambient Temperature:22.3°C;Liquid Temperature:22.0°C;

DASY Configuration:

- Probe: EX3DV4 - SN7494; ConvF(10.3, 10.3, 10.3); Calibrated: 5/16/2022;
- Sensor-Surface: 1.4mm (Mechanical Surface Detection)
- Electronics: DAE4 Sn1549; Calibrated: 4/12/2022
- Phantom: Twin-SAM V8.0 ; Type: QD 000 P41 AA; Serial: 1974
- DASY52 52.10.2(1495); SEMCAD X 14.6.10(7417)

Rear/CH 4132/Area Scan (51x101x1): Interpolated grid: dx=1.500 mm, dy=1.500 mm
Maximum value of SAR (interpolated) = 1.13 W/kg

Rear/CH 4132/Zoom Scan (5x5x7)/Cube 0: Measurement grid: dx=8mm, dy=8mm, dz=5mm
Reference Value = 35.34 V/m; Power Drift = 0.02 dB
Peak SAR (extrapolated) = 1.27 W/kg
SAR(1 g) = 0.866 W/kg; SAR(10 g) = 0.609 W/kg
Maximum value of SAR (measured) = 1.12 W/kg



0 dB = 1.12 W/kg = 0.49 dBW/kg

Test Laboratory: Huatongwei International Inspection Co., Ltd.,SAR Lab Date: 8/3/2022

LTE Band 2-L-Body

Communication System: UID 0, Generic LTE-FDD (0); Frequency: 1860 MHz;Duty Cycle: 1:1
Medium parameters used: f = 1860 MHz; σ = 1.361 S/m; ε_r = 38.402; ρ = 1000 kg/m^3
Phantom section: Flat Section
Ambient Temperature:22.4°C;Liquid Temperature:22.2°C;

DASY Configuration:

- Probe: EX3DV4 - SN7494; ConvF(8.45, 8.45, 8.45); Calibrated: 5/16/2022;
- Sensor-Surface: 1.4mm (Mechanical Surface Detection)
- Electronics: DAE4 Sn1549; Calibrated: 4/12/2022
- Phantom: Twin-SAM V8.0 ; Type: QD 000 P41 AA; Serial: 1974
- DASY52 52.10.2(1495); SEMCAD X 14.6.10(7417)

Rear/CH 18700/Area Scan (51x101x1): Interpolated grid: dx=1.500 mm, dy=1.500 mm
Maximum value of SAR (interpolated) = 0.760 W/kg

Rear/CH 18700/Zoom Scan (5x5x7)/Cube 0: Measurement grid: dx=8mm, dy=8mm, dz=5mm
Reference Value = 12.69 V/m; Power Drift = -0.03 dB
Peak SAR (extrapolated) = 0.905 W/kg
SAR(1 g) = 0.494 W/kg; SAR(10 g) = 0.283 W/kg
Maximum value of SAR (measured) = 0.744 W/kg

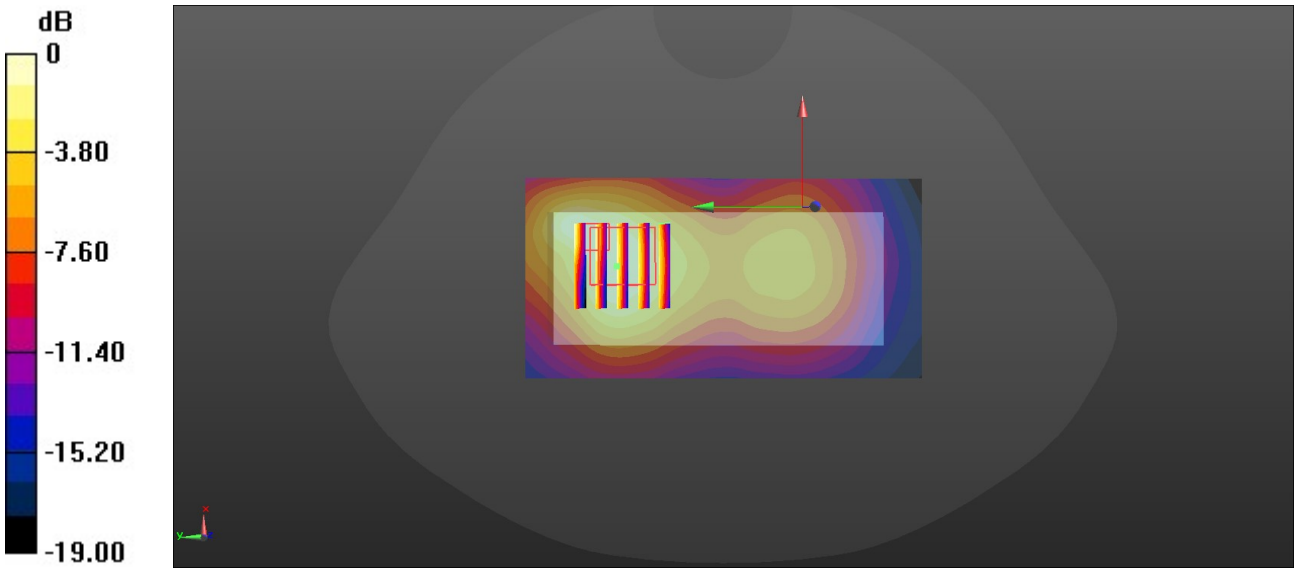

0 dB = 0.744 W/kg = -1.28 dBW/kg

Test Laboratory: Huatongwei International Inspection Co., Ltd.,SAR Lab Date: 8/1/2022

LTE Band 4-H-Body

Communication System: UID 0, Generic LTE-FDD (0); Frequency: 1745 MHz;Duty Cycle: 1:1
Medium parameters used (interpolated): f = 1745 MHz; σ = 1.323 S/m; ε_r = 38.549; ρ = 1000 kg/m^3
Phantom section: Flat Section
Ambient Temperature:22.4°C;Liquid Temperature:22.2°C;

DASY Configuration:

- Probe: EX3DV4 - SN7494; ConvF(8.81, 8.81, 8.81); Calibrated: 5/16/2022;
- Sensor-Surface: 1.4mm (Mechanical Surface Detection)
- Electronics: DAE4 Sn1549; Calibrated: 4/12/2022
- Phantom: Twin-SAM V8.0 ; Type: QD 000 P41 AA; Serial: 1974
- DASY52 52.10.2(1495); SEMCAD X 14.6.10(7417)

Rear/CH 20300/Area Scan (51x101x1): Interpolated grid: dx=1.500 mm, dy=1.500 mm
Maximum value of SAR (interpolated) = 2.00 W/kg

Rear/CH 20300/Zoom Scan (5x5x7)/Cube 0: Measurement grid: dx=8mm, dy=8mm, dz=5mm
Reference Value = 15.06 V/m; Power Drift = -0.11 dB
Peak SAR (extrapolated) = 2.40 W/kg
SAR(1 g) = 1.25 W/kg; SAR(10 g) = 0.705 W/kg
Maximum value of SAR (measured) = 1.89 W/kg

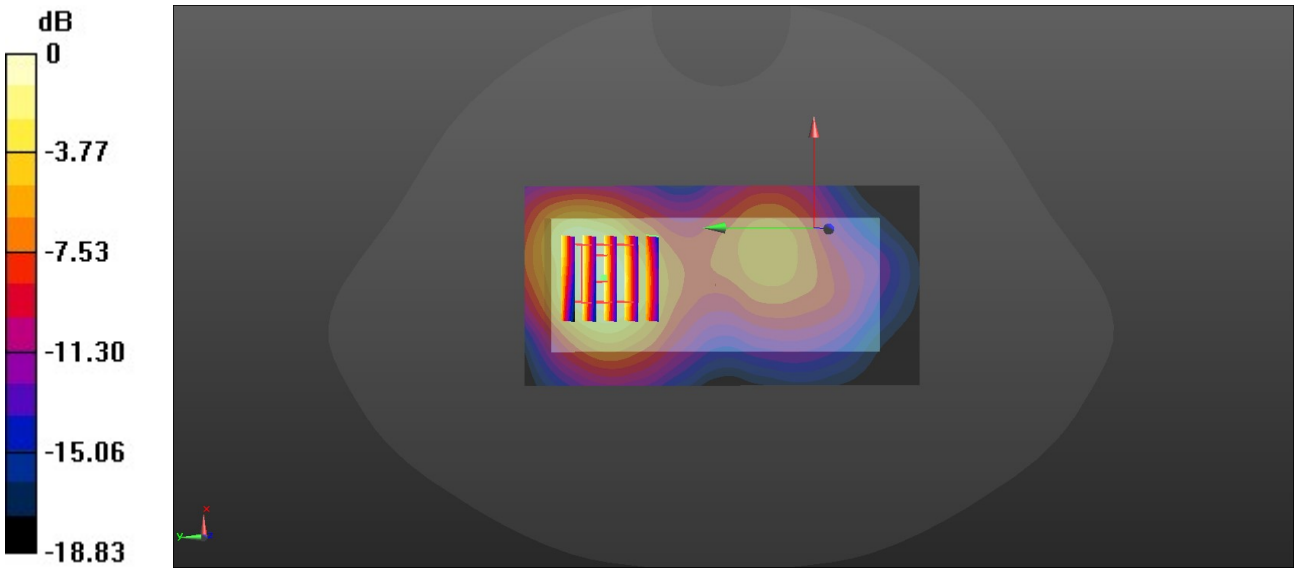

0 dB = 1.89 W/kg = 2.76 dBW/kg

Test Laboratory: Huatongwei International Inspection Co., Ltd.,SAR Lab Date: 8/9/2022

LTE Band 7-L-Body

Communication System: UID 0, Generic LTE-FDD (0); Frequency: 2510 MHz;Duty Cycle: 1:1
Medium parameters used: f = 2510 MHz; σ = 1.817 S/m; ε_r = 38.264; ρ = 1000 kg/m^3
Phantom section: Flat Section
Ambient Temperature:22.4°C;Liquid Temperature:22.2°C;

DASY Configuration:

- Probe: EX3DV4 - SN7494; ConvF(7.9, 7.9, 7.9); Calibrated: 5/16/2022;
- Sensor-Surface: 1.4mm (Mechanical Surface Detection)
- Electronics: DAE4 Sn1549; Calibrated: 4/12/2022
- Phantom: Twin-SAM V8.0 ; Type: QD 000 P41 AA; Serial: 1974
- DASY52 52.10.2(1495); SEMCAD X 14.6.10(7417)

Rear/CH 20850/Area Scan (61x121x1): Interpolated grid: dx=1.200 mm, dy=1.200 mm
Maximum value of SAR (interpolated) = 1.75 W/kg

Rear/CH 20850/Zoom Scan (7x7x7)/Cube 0: Measurement grid: dx=5mm, dy=5mm, dz=5mm
Reference Value = 12.55 V/m; Power Drift = -0.10 dB
Peak SAR (extrapolated) = 1.62 W/kg
SAR(1 g) = 1.48 W/kg; SAR(10 g) = 0.907 W/kg
Maximum value of SAR (measured) = 1.55 W/kg



0 dB = 1.55 W/kg = 2.48 dBW/kg

Test Laboratory: Huatongwei International Inspection Co., Ltd.,SAR Lab Date: 8/1/2022

LTE Band 17-H-Body

Communication System: UID 0, Generic LTE-FDD (0); Frequency: 711 MHz;Duty Cycle: 1:1
Medium parameters used (interpolated): f = 711 MHz; σ = 0.86 S/m; ε_r = 41.135; ρ = 1000 kg/m^3
Phantom section: Flat Section
Ambient Temperature:22.2°C;Liquid Temperature:22.0°C;

DASY Configuration:

- Probe: EX3DV4 - SN7494; ConvF(10.6, 10.6, 10.6); Calibrated: 5/16/2022;
- Sensor-Surface: 1.4mm (Mechanical Surface Detection)
- Electronics: DAE4 Sn1549; Calibrated: 4/12/2022
- Phantom: Twin-SAM V8.0 ; Type: QD 000 P41 AA; Serial: 1974
- DASY52 52.10.2(1495); SEMCAD X 14.6.10(7417)

Rear/CH 23800/Area Scan (51x101x1): Interpolated grid: dx=1.500 mm, dy=1.500 mm
Maximum value of SAR (interpolated) = 0.896 W/kg

Rear/CH 23800/Zoom Scan (5x5x7)/Cube 0: Measurement grid: dx=8mm, dy=8mm, dz=5mm
Reference Value = 30.04 V/m; Power Drift = 0.02 dB
Peak SAR (extrapolated) = 1.01 W/kg
SAR(1 g) = 0.687 W/kg; SAR(10 g) = 0.486 W/kg
Maximum value of SAR (measured) = 0.880 W/kg



0 dB = 0.880 W/kg = -0.56 dBW/kg

Test Laboratory: Huatongwei International Inspection Co., Ltd.,SAR Lab Date: 8/4/2022

Bluetooth-L-Body

Communication System: UID 0, Generic BT (0); Frequency: 2402 MHz;Duty Cycle: 1:1
Medium parameters used (interpolated): f = 2402 MHz; σ = 1.744 S/m; ε_r = 38.429; ρ = 1000 kg/m^3
Phantom section: Flat Section
Ambient Temperature:22.2°C;Liquid Temperature:22.0°C;

DASY Configuration:

- Probe: EX3DV4 - SN7494; ConvF(7.9, 7.9, 7.9); Calibrated: 5/16/2022;
- Sensor-Surface: 1.4mm (Mechanical Surface Detection)
- Electronics: DAE4 Sn1549; Calibrated: 4/12/2022
- Phantom: Twin-SAM V8.0 ; Type: QD 000 P41 AA; Serial: 1974
- DASY52 52.10.0(1446); SEMCAD X 14.6.10(7417)

Rear/CH 0/Area Scan (61x121x1): Interpolated grid: dx=1.200 mm, dy=1.200 mm
Maximum value of SAR (interpolated) = 0.0293 W/kg

Rear/CH 0/Zoom Scan (7x7x7)/Cube 0: Measurement grid: dx=5mm, dy=5mm, dz=5mm
Reference Value = 2.362 V/m; Power Drift = -0.15 dB
Peak SAR (extrapolated) = 0.0300 W/kg
SAR(1 g) = 0.017 W/kg; SAR(10 g) = 0.00997 W/kg
Maximum value of SAR (measured) = 0.0252 W/kg

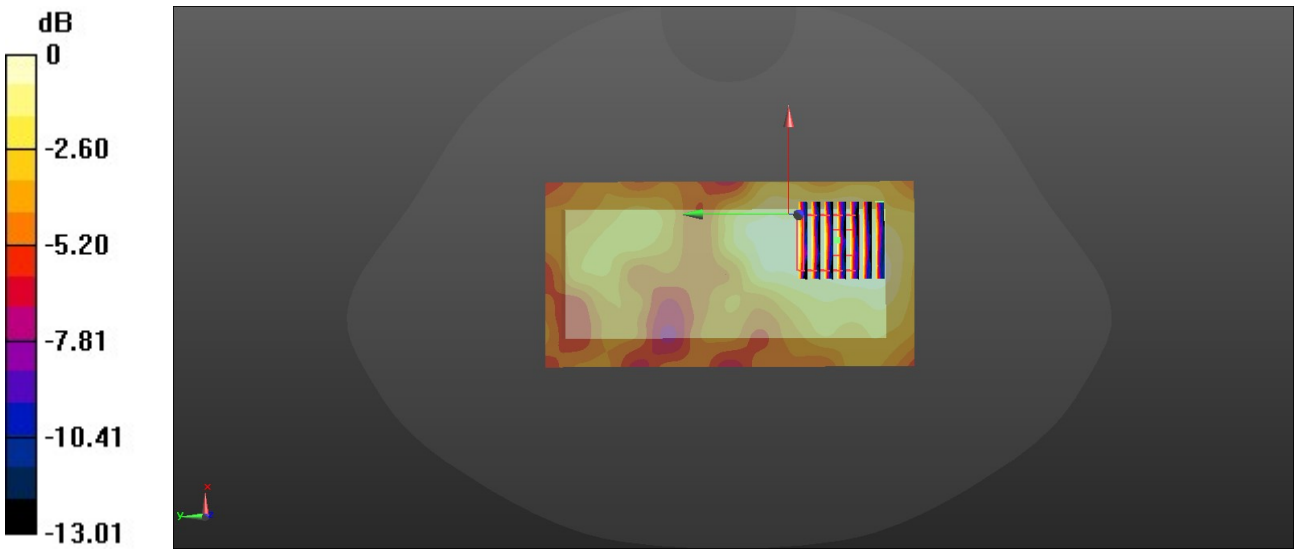

0 dB = 0.0252 W/kg = -15.99 dBW/kg