FCC Radio Test Report

FCC ID	:	**2AZRF-DCPC02**
Equipment	:	**DHOS Reiri Solution**
Brand Name	:	**Reiri**
Model Name	:	**DCPF01, DCPF05, DCPF10, DCPH01**
Applicant	:	**Daikin Holdings Singapore Pte. Ltd. 10 Ang Mo Kio Ind Park 2, Singapore 569501**
Manufacturer	:	**Daikin Holdings Singapore Pte. Ltd. 10 Ang Mo Kio Ind Park 2, Singapore 569501**
Standard	:	**47 CFR FCC Part 15.247**

The product was received on Mar. 11, 2021, and testing was started from Mar. 16, 2021 and completed on Apr. 13, 2021. We, SPORTON INTERNATIONAL INC. Hsinhua Laboratory, would like to declare that the tested sample has been evaluated in accordance with the procedures given in ANSI C63.10-2013 and shown compliance with the applicable technical standards.

The test results in this report apply exclusively to the tested model / sample. Without written approval of SPORTON INTERNATIONAL INC. Hsinhua Laboratory, the test report shall not be reproduced except in full.

Approved by: Allen Lin

SPORTON INTERNATIONAL INC. Hsinhua Laboratory

No.52, Huaya 1st Rd., Guishan Dist., Taoyuan City 333411, Taiwan (R.O.C.)

Table of Contents

HISTORY OF THIS TEST REPORT **3**

SUMMARY OF TEST RESULT **4**

1 GENERAL DESCRIPTION **5**

1.1 Information 5
1.2 Testing Applied Standards 7
1.3 Testing Location Information 7
1.4 Measurement Uncertainty 7

2 TEST CONFIGURATION OF EUT **8**

2.1 Test Condition 8
2.2 Test Channel Mode 8
2.3 The Worst Case Measurement Configuration 9
2.4 Accessories 10
2.5 Support Equipment 10
2.6 Test Setup Diagram 11

3 TRANSMITTER TEST RESULT **12**

3.1 AC Power-line Conducted Emissions 12
3.2 DTS Bandwidth 14
3.3 Maximum Conducted Output Power 15
3.4 Power Spectral Density 17
3.5 Emissions in Non-restricted Frequency Bands 18
3.6 Emissions in Restricted Frequency Bands 19

4 TEST EQUIPMENT AND CALIBRATION DATA **23**

APPENDIX A. TEST RESULTS OF AC POWER-LINE CONDUCTED EMISSIONS

APPENDIX B. TEST RESULTS OF DTS BANDWIDTH

APPENDIX C. TEST RESULTS OF MAXIMUM CONDUCTED OUTPUT POWER

APPENDIX D. TEST RESULTS OF POWER SPECTRAL DENSITY

APPENDIX E. TEST RESULTS OF EMISSIONS IN NON-RESTRICTED FREQUENCY BANDS

APPENDIX F. TEST RESULTS OF EMISSIONS IN RESTRICTED FREQUENCY BANDS

APPENDIX G. TEST PHOTOS

PHOTOGRAPHS OF EUT V01

History of this test report

Report No.	Version	Description	Issued Date
FR131024-14AC	01	Initial issue of report	Jun. 17, 2021

Summary of Test Result

Report Clause	Ref. Std. Clause	Test Items	Result (PASS/FAIL)	Remark
1.1.2	15.203	Antenna Requirement	PASS	-
3.1	15.207	AC Power-line Conducted Emissions	PASS	-
3.2	15.247(a)	DTS Bandwidth	PASS	-
3.3	15.247(b)	Maximum Conducted Output Power	PASS	-
3.4	15.247(e)	Power Spectral Density	PASS	-
3.5	15.247(d)	Emissions in Non-restricted Frequency Bands	PASS	-
3.6	15.247(d)	Emissions in Restricted Frequency Bands	PASS	-
Note: From Sporton Project No.: FR131024AC.				

Declaration of Conformity:
The test results with all measurement uncertainty excluded are presented in accordance with the regulation limits or requirements declared by manufacturers.
Comments and explanations:
None

Reviewed by: Sam Tsai

Report Producer: Michelle Tsai

1 General Description

1.1 Information

1.1.1 RF General Information

Frequency Range (MHz)	IEEE Std. 802.11	Ch. Frequency (MHz)	Channel Number
2400-2483.5	b, g, n (HT20), VHT20	2412-2462	1-11 [11]
2400-2483.5	n (HT40), VHT40	2422-2452	3-9 [7]

Band	Mode	BWch (MHz)	Nant
2.4-2.4835GHz	802.11b	20	1TX(port 1)
2.4-2.4835GHz	802.11g	20	1TX(port 1)
2.4-2.4835GHz	VHT20	20	2TX
2.4-2.4835GHz	VHT40	40	2TX

Note:
- 11b mode uses a combination of DSSS-DBPSK, DQPSK, CCK modulation.
- 11g, HT20 and HT40 use a combination of OFDM-BPSK, QPSK, 16QAM, 64QAM modulation.
- VHT20, VHT40 use a combination of OFDM-BPSK, QPSK, 16QAM, 64QAM, 256QAM modulation.
- BWch is the nominal channel bandwidth.

1.1.2 Antenna Information

Ant.	Brand	Model Name	Antenna Type	Connector
1	ARISTOTLE ENTERRISES INC	RFA-25-AP957A-4G-40	PIFA	I-PEX
2	ARISTOTLE ENTERRISES INC	RFA-25-AP957M-4B-232	PIFA	I-PEX

Ant.	Port	Gain (dBi)	
		2.4G	5G
1	1	1.76	7.35
2	2	1.31	5.82

Note 1: The EUT has two antennas.

For 2.4GHz function:

For IEEE 802.11 b/g mode (1TX/1RX)

Only Ant. 1 (port 1) can be used as transmitting/receiving antenna.

For IEEE 802.11 n/VHT mode (2TX/2RX)

Ant. 1 (port 1) and Ant. 2 (port 2) could transmit/receive simultaneously.

For 5GHz function:

For IEEE 802.11 a mode (1TX/1RX)

Only Ant. 1 (port 1) can be used as transmitting/receiving antenna.

For IEEE 802.11 n/ac mode (2TX/2RX)

Ant. 1 (port 1) and Ant. 2 (port 2) could transmit/receive simultaneously.

1.1.3 EUT Information

Operational Condition				
EUT Power Type	From AC Adapter			
EUT Function	☒	Point-to-multipoint	☐	Point-to-point
Beamforming Function	☐	With beamforming	☒	Without beamforming

Type of EUT		
☒	Stand-alone	
☐	Combined (EUT where the radio part is fully integrated within another device)	
	Combined Equipment - Brand Name / Model No.:	…
☐	Plug-in radio (EUT intended for a variety of host systems)	
	Host System - Brand Name / Model No.:	…
☐	Other:	

1.1.4 Mode Test Duty Cycle

Mode	DC	DCF(dB)	T(s)	VBW(Hz) ≥ 1/T
802.11b_Nss1,(1Mbps)_1TX	0.981	0.08	n/a (DC>=0.98)	n/a (DC>=0.98)
802.11g_Nss1,(6Mbps)_1TX	0.928	0.32	2.066m	1k
VHT20_Nss1,(MCS0)_2TX	0.913	0.4	1.934m	1k
VHT40_Nss1,(MCS0)_2TX	0.83	0.81	953.75u	3k

Note. If DC < 0.98, the DCF was added while measuring Output power and PSD.

1.1.5 Table for Multiple Listing

The model names in the following table are all refer to the identical product.

Brand Name	Description
DCPF01	All the models are identical, the different models served as marketing strategy.
DCPF05	
DCPF10	
DCPH01	

Note: The information is provided by manufacturer.

1.2 Testing Applied Standards

According to the specifications of the manufacturer, the EUT must comply with the requirements of the following standards:

- 47 CFR FCC Part 15
- ANSI C63.10-2013

The following reference test guidance is not within the scope of accreditation of TAF:

- KDB 558074 D01 v05r02
- KDB 662911 D01 v02r01
- KDB 414788 D01 v01r01

1.3 Testing Location Information

Test Lab.：Sporton International Inc. Hsinhua Laboratory				
☒ Hsinhua (**TAF:** 3785)	**ADD:** No.52, Huaya 1st Rd., Guishan Dist., Taoyuan City 333411, Taiwan (R.O.C.)			
	TEL: 886-3-327-3456		**FAX:** 886-3-327-0973	
Test site Designation No. TW3785 with FCC.				
Test Condition	**Test Site No.**	**Test Engineer**	**Test Environment**	**Test Date**
AC Conduction	CO04-HY	Edward Wang	20.8~22.7°C / 54~58%	19/Mar/2021
RF Conducted	TH06-HY	Johnny Yu	20.1~26.9°C / 50~60%	17/Mar/2021~13/Apr/2021
Radiated	03CH02-HY	Daniel Lin	20.7~23.6°C / 52~63%	16/Mar/2021~12/Apr/2021
☐ Wen 33rd.St. (**TAF:** 3785)	**ADD:** No.14-1, Ln. 19, Wen 33rd St., Guishan Dist., Taoyuan City 333010, Taiwan (R.O.C.)			
	TEL: 886-3-318-0787		**FAX:** 886-3-318-0287	
Test site Designation No. TW0008 with FCC.				

1.4 Measurement Uncertainty

ISO/IEC 17025 requires that an estimate of the measurement uncertainties associated with the emissions test results be included in the report. The measurement uncertainties given below are based on a 95% confidence level (based on a coverage factor (k=2)

Test Items	**Uncertainty**	**Remark**
Conducted Emission (150kHz ~ 30MHz)	0.9 dB	Confidence levels of 95%
Radiated Emission (9kHz ~ 30MHz)	2.4 dB	Confidence levels of 95%
Radiated Emission (30MHz ~ 1,000MHz)	3.7 dB	Confidence levels of 95%
Radiated Emission (1GHz ~ 18GHz)	3.6 dB	Confidence levels of 95%
Radiated Emission (18GHz ~ 40GHz)	3.5 dB	Confidence levels of 95%
Conducted Emission	1.0 dB	Confidence levels of 95%
Temperature	0.41 °C	Confidence levels of 95%
Humidity	3.4 %	Confidence levels of 95%

2 Test Configuration of EUT

2.1 Test Condition

RF Conducted	Abbreviation	Remark
TnomVnom	Tnom	20°C
-	Vnom	120V

2.2 Test Channel Mode

Test Software Version	Dos6.1

Mode	Power Setting
802.11b_Nss1,(1Mbps)_1TX	-
2412MHz	103
2417MHz	104
2437MHz	127
2457MHz	121
2462MHz	115
802.11g_Nss1,(6Mbps)_1TX	-
2412MHz	71
2417MHz	90
2437MHz	108
2457MHz	90
2462MHz	75
VHT20_Nss1,(MCS0)_2TX	-
2412MHz	74.74
2417MHz	89.89
2437MHz	117.117
2457MHz	99.99
2462MHz	85.85
VHT40_Nss1,(MCS0)_2TX	-
2422MHz	67.67
2427MHz	71.71
2437MHz	80.80
2447MHz	76.76
2452MHz	73.73

2.3 The Worst Case Measurement Configuration

The Worst Case Mode for Following Conformance Tests	
Tests Item	AC power-line conducted emissions
Condition	AC power-line conducted measurement for line and neutral
Operating Mode	CTX
1	Adapter Mode

The Worst Case Mode for Following Conformance Tests	
Tests Item	DTS Bandwidth Maximum Conducted Output Power Power Spectral Density Emissions in Non-restricted Frequency Bands
Test Condition	Conducted measurement at transmit chains

From Sporton No.:FR0D0433AC

The Worst Case Mode for Following Conformance Tests			
Tests Item	Emissions in Restricted Frequency Bands		
Test Condition	Radiated measurement If EUT consist of multiple antenna assembly (multiple antenna are used in EUT regardless of spatial multiplexing MIMO configuration), the radiated test should be performed with highest antenna gain of each antenna type.		
Operating Mode < 1GHz	CTX		
1	Adapter Mode		
Operating Mode > 1GHz	CTX		
Orthogonal Planes of EUT	**X Plane**	**Y Plane**	**Z Plane**
Worst Planes of EUT			V

2.4 Accessories

Accessories				
AC Adapter	Brand Name	Linshiung Enterprise Co.,Ltd	Model Name	CAADM1129A03
	Manufacturer	Powewrtron Electronics Company.		
	Power Rating	I/P:100 -240 Vac,0.4 A, O/P: 5.0Vdc, 3.0A		
USB Cable	Brand Name	Horng Jye	Model Name	178-001-0401
	Power Cord	0.5 meter, non-shielded cable		

Reminder: Regarding to more detail and other information, please refer to user manual.

2.5 Support Equipment

Support Equipment – Conducted					
No.	**Equipment**	**Brand Name**	**Model Name**	**FCC ID**	**Remark**
1	Notebook	DELL	E5410	-	-
2	Adapter for NB	DELL	HA65NM130	-	-

2.6 Test Setup Diagram

Test Setup Diagram – AC Line Conducted Emission Test

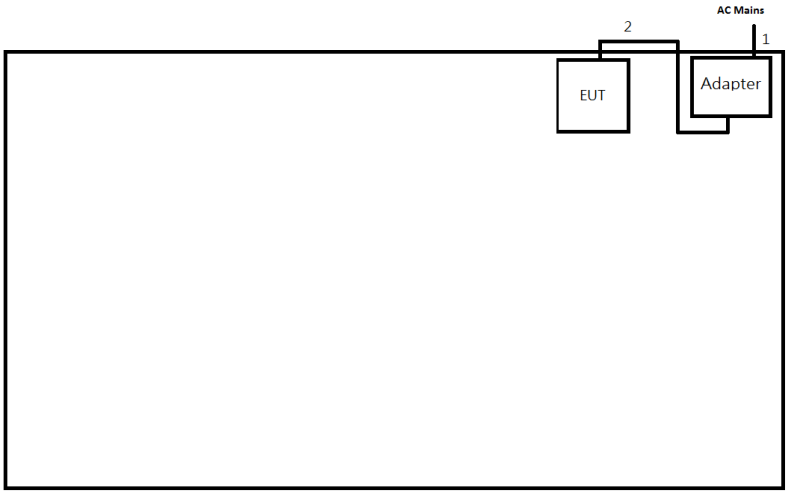

Item	Connection	Shielded	Length(m)	Remark
1	AC Power cable	No	1.8	-
2	USB cable	No	0.5	-

Test Setup Diagram - Radiated Test

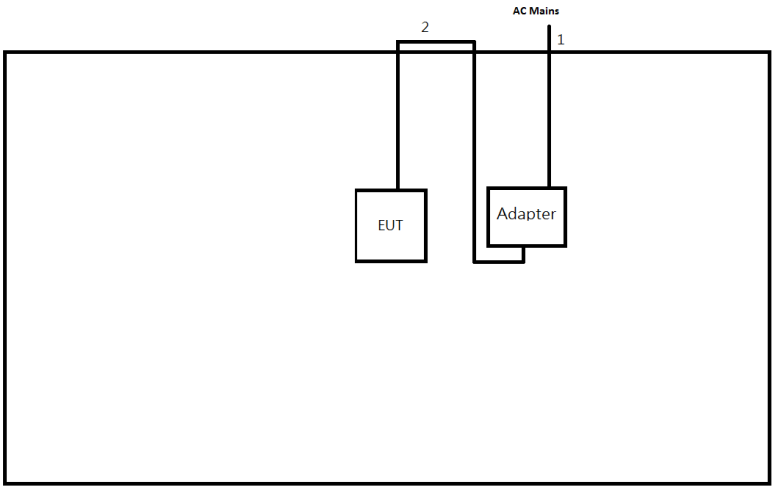

Item	Connection	Shielded	Length(m)	Remark
1	AC Power cable	No	1.8	-
2	USB cable	No	0.5	-

3 Transmitter Test Result

3.1 AC Power-line Conducted Emissions

3.1.1 AC Power-line Conducted Emissions Limit

AC Power-line Conducted Emissions Limit		
Frequency Emission (MHz)	**Quasi-Peak**	**Average**
0.15-0.5	66 - 56 *	56 - 46 *
0.5-5	56	46
5-30	60	50
Note 1: * Decreases with the logarithm of the frequency.		

3.1.2 Measuring Instruments

Refer a test equipment and calibration data table in this test report.

3.1.3 Test Procedures

Test Method
☒ Refer as ANSI C63.10-2013, clause 6.2 for AC power-line conducted emissions.

3.1.4 Measurement Results Calculation

The measured Level is calculated using:
Corrected Reading: Raw(Read Level) +LISN(LISN Factor) + CL(Cable Loss) + AT(Attenuator).

3.1.5 Test Setup

AC Power-line Conducted Emissions

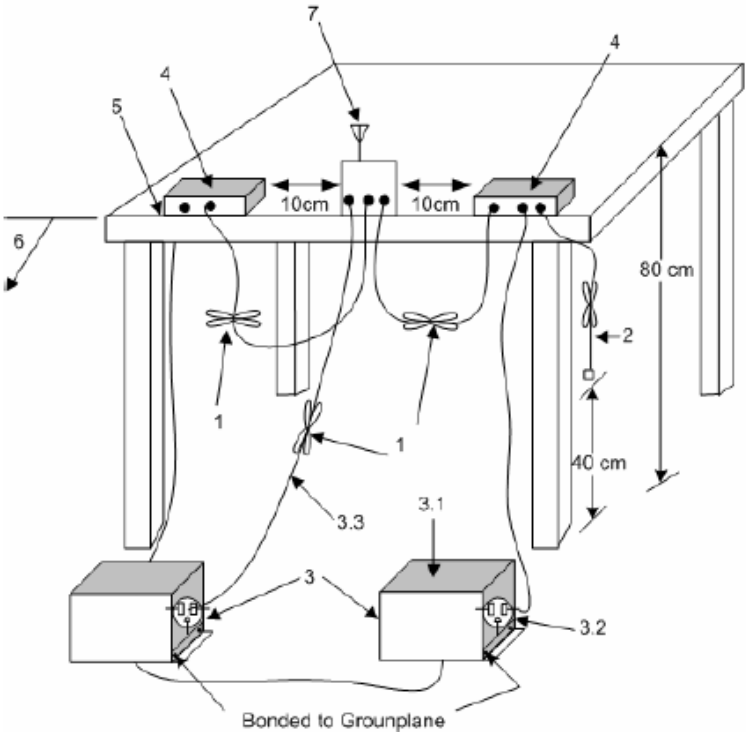

1—Interconnecting cables that hang closer than 40 cm to the ground plane shall be folded back and forth in the center forming a bundle 30 cm to 40 cm long.
2—The I/O cables that are not connected to an accessory shall be bundled in the center. The end of the cable may be terminated, if required, using the correct terminating impedance. The overall length shall not exceed 1 m.
3—EUT connected to one LISN. Unused LISN measuring port connectors shall be terminated in 50Ωloads. LISN may be placed on top of, or immediately beneath, reference ground plane.
3.1—All other equipment powered from additional LISN(s).
3.2—A multiple-outlet strip may be used for multiple power cords of non-EUT equipment.
3.3—LISN at least 80 cm from nearest part of EUT chassis.
4—Non-EUT components of EUT system being tested.
5—Rear of EUT, including peripherals, shall all be aligned and flush with edge of tabletop.
6—Edge of tabletop shall be 40 cm removed from a vertical conducting plane that is bonded to the ground plane.
7—Antenna can be integral or detachable. If detachable, then the antenna shall be attached for this test.

3.1.6 Test Result of AC Power-line Conducted Emissions

Refer as Appendix A

3.2 DTS Bandwidth

3.2.1 6dB Bandwidth Limit

6dB Bandwidth Limit
Systems using digital modulation techniques:
▪ 6 dB bandwidth ≥ 500 kHz.

3.2.2 Measuring Instruments

Refer a test equipment and calibration data table in this test report.

3.2.3 Test Procedures

Test Method	
▪ For the emission bandwidth shall be measured using one of the options below:	
	☒ Refer as KDB 558074. clause 8.2 (11.8 of ANSI C63.10) DTS bandwidth measurement.
	☐ Refer as RSS-Gen, clause 6.7 for occupied bandwidth testing.
	☐ Refer as ANSI C63.10, clause 6.9.3 for occupied bandwidth testing.

3.2.4 Test Setup

Emission Bandwidth



3.2.5 Test Result of Emission Bandwidth

Refer as Appendix B

3.3 Maximum Conducted Output Power

3.3.1 Maximum Conducted Output Power Limit

Maximum Conducted Output Power Limit		
	▪ If $G_{TX} \leq 6$ dBi, then $P_{Out} \leq 30$ dBm (1 W)	
	▪ Point-to-multipoint systems (P2M): If $G_{TX} > 6$ dBi, then $P_{Out} = 30 – (G_{TX} – 6)$ dBm	
	▪ Point-to-point systems (P2P): If $G_{TX} > 6$ dBi, then $P_{Out} = 30 – (G_{TX} – 6)/3$ dBm	
	▪ Smart antenna system (SAS):	
		- Single beam: If $G_{TX} > 6$ dBi, then $P_{Out} = 30 – (G_{TX} – 6)/3$ dBm
		- Overlap beam: If $G_{TX} > 6$ dBi, then $P_{Out} = 30 – (G_{TX} – 6)/3$ dBm
		- Aggregate power on all beams: If $G_{TX} > 6$ dBi, then $P_{Out} = 30 – (G_{TX} – 6)/3 + 8$dB dBm
e.i.r.p. Power Limit:		
▪ 2400-2483.5 MHz Band		
	▪ Point-to-multipoint systems (P2M): $P_{eirp} \leq 36$ dBm (4 W)	
	▪ Point-to-point systems (P2P): $P_{eirp} \leq MAX(36, [P_{Out} + G_{TX}])$ dBm	
	▪ Smart antenna system (SAS)	
		- Single beam: $P_{eirp} \leq MAX(36, P_{Out} + G_{TX})$ dBm
		- Overlap beam: $P_{eirp} \leq MAX(36, P_{Out} + G_{TX})$ dBm
		- Aggregate power on all beams: $P_{eirp} \leq MAX(36, [P_{Out} + G_{TX} + 8])$ dBm
P_{Out} = maximum peak conducted output power or maximum conducted output power in dBm, **G_{TX}** = the maximum transmitting antenna directional gain in dBi.		

3.3.2 Measuring Instruments

Refer a test equipment and calibration data table in this test report.

3.3.3 Test Procedures

Test Method	
▪ Maximum Peak Conducted Output Power	
	☐ Refer as KDB 558074, clause 8.3.1.1 (11.9.1.1 of ANSI C63.10) RBW ≥ EBW method.
	☐ Refer as KDB 558074, clause 8.3.1.2 (11.9.1.2 of ANSI C63.10) integrated band power method.
	☐ Refer as KDB 558074, clause 8.3.1.3 (11.9.1.3 of ANSI C63.10) peak power meter.
▪ Maximum Average Conducted Output Power	
	☐ Refer as KDB 558074, clause 8.3.2.2 (11.9.2.2 of ANSI C63.10) using a spectrum analyzer.
	☒ Refer as KDB 558074, clause 8.3.2.3 (11.9.2.3 of ANSI C63.10) using a power meter.
▪ For conducted measurement.	
	▪ If the EUT supports multiple transmit chains using options given below: Refer as KDB 662911, In-band power measurements. Using the measure-and-sum approach, measured all transmit ports individually. Sum the power (in linear power units e.g., mW) of all ports for each individual sample and save them.
	▪ If multiple transmit chains, EIRP calculation could be following as methods: $P_{total} = P_1 + P_2 + \ldots + P_n$ (calculated in linear unit [mW] and transfer to log unit [dBm]) $EIRP_{total} = P_{total} + DG$

3.3.4 Test Setup

Maximum Conducted Output Power (Power Meter)

3.3.5 Test Result of Maximum Conducted Output Power

Refer as Appendix C

3.4 Power Spectral Density

3.4.1 Power Spectral Density Limit

Power Spectral Density Limit
▪ Power Spectral Density (PSD) ≤ 8 dBm/3kHz

3.4.2 Measuring Instruments

Refer a test equipment and calibration data table in this test report.

3.4.3 Test Procedures

Test Method		
▪ Peak power spectral density procedures that the same method as used to determine the conducted output power. If maximum peak conducted output power was measured to demonstrate compliance to the output power limit, then the peak PSD procedure below (Method PKPSD) shall be used. If maximum conducted output power was measured to demonstrate compliance to the output power limit, then one of the average PSD procedures shall be used, as applicable based on the following criteria (the peak PSD procedure is also an acceptable option).		
	☒ Refer as KDB 558074, clause 8.4 (11.10 of ANSI C63.10) Max. PSD.	
▪ For conducted measurement.		
	▪ If The EUT supports multiple transmit chains using options given below:	
		▪ Measure and sum the spectra across the outputs. Refer as KDB 662911, In-band power spectral density (PSD). Sample all transmit ports simultaneously using a spectrum analyzer for each transmit port. Where the trace bin-by-bin of each transmit port summing can be performed. (i.e., in the first spectral bin of output 1 is summed with that in the first spectral bin of output 2 and that from the first spectral bin of output 3, and so on up to the NTX output to obtain the value for the first frequency bin of the summed spectrum.). Add up the amplitude (power) values for the different transmit chains and use this as the new data trace.

3.4.4 Test Setup

Power Spectral Density


3.4.5 Test Result of Power Spectral Density

Refer as Appendix D

3.5 Emissions in Non-restricted Frequency Bands

3.5.1 Emissions in Non-restricted Frequency Bands Limit

Un-restricted Band Emissions Limit	
RF output power procedure	**Limit (dB)**
Peak output power procedure	20
Average output power procedure	30

Note 1: If the peak output power procedure is used to measure the fundamental emission power to demonstrate compliance to requirements, then the peak conducted output power measured within any 100 kHz outside the authorized frequency band shall be attenuated by at least 20 dB relative to the maximum measured in-band peak level.

Note 2: If the average output power procedure is used to measure the fundamental emission power to demonstrate compliance to requirements, then the power in any 100 kHz outside of the authorized frequency band shall be attenuated by at least 30 dB relative to the maximum measured in-band average level.

3.5.2 Measuring Instruments

Refer a test equipment and calibration data table in this test report.

3.5.3 Test Procedures

Test Method
▪ Refer as KDB 558074, clause 8.5 (11.11 of ANSI C63.10) for non-restricted frequency bands.

3.5.4 Test Setup

Emissions in Non-restricted Frequency Bands

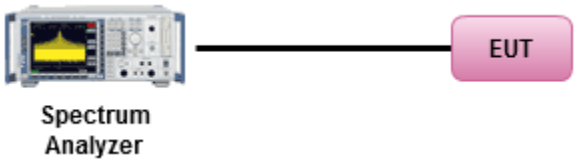

3.5.5 Test Result of Emissions in Non-restricted Frequency Bands

Refer as Appendix E

3.6 Emissions in Restricted Frequency Bands

3.6.1 Emissions in Restricted Frequency Bands Limit

Restricted Band Emissions Limit			
Frequency Range (MHz)	**Field Strength (uV/m)**	**Field Strength (dBuV/m)**	**Measure Distance (m)**
0.009~0.490	2400/F(kHz)	48.5 - 13.8	300
0.490~1.705	24000/F(kHz)	33.8 - 23	30
1.705~30.0	30	29	30
30~88	100	40	3
88~216	150	43.5	3
216~960	200	46	3
Above 960	500	54	3

Note 1: Test distance for frequencies at or above 30 MHz, measurements may be performed at a distance other than the limit distance provided they are not performed in the near field and the emissions to be measured can be detected by the measurement equipment. When performing measurements at a distance other than that specified, the results shall be extrapolated to the specified distance using an extrapolation factor of 20 dB/decade (inverse of linear distance for field-strength measurements, inverse of linear distance-squared for power-density measurements).

Note 2: Test distance for frequencies at below 30 MHz, measurements may be performed at a distance closer than the EUT limit distance; however, an attempt should be made to avoid making measurements in the near field. When performing measurements below 30 MHz at a closer distance than the limit distance, the results shall be extrapolated to the specified distance by either making measurements at a minimum of two or more distances on at least one radial to determine the proper extrapolation factor or by using the square of an inverse linear distance extrapolation factor (40 dB/decade). The test report shall specify the extrapolation method used to determine compliance of the EUT.

Note 3: Using the distance of 1m during the test for above 18 GHz, and the test value to correct for the distance factor at 3m.

3.6.2 Measuring Instruments

Refer a test equipment and calibration data table in this test report.

3.6.3 Test Procedures

Test Method	
▪ The average emission levels shall be measured in [duty cycle ≥ 98 or duty factor].	
▪ Refer as ANSI C63.10, clause 6.10.3 band-edge testing shall be performed at the lowest frequency channel and highest frequency channel within the allowed operating band.	
▪ For the transmitter unwanted emissions shall be measured using following options below:	
	▪ Refer as KDB 558074, clause 8.6 (11.12 of ANSI C63.10) for restricted frequency bands.
▪ For the transmitter band-edge emissions shall be measured using following options below:	
	▪ Refer as KDB 558074 clause 8.7.1, When the performing peak or average radiated measurements, emissions within 2 MHz of the authorized band edge may be measured using the marker-delta method described below.
	▪ Refer as KDB 558074, clause 8.7.2 (6.10.6 of ANSI C63.10) for marker-delta method for band-edge measurements.
	▪ Refer as KDB 558074, clause 8.7.3 for narrower resolution bandwidth (100kHz) using the band power and summing the spectral levels.
▪ Use the following spectrum analyzer settings:	
	▪ Set RBW=100 kHz for f < 1 GHz; VBW=3 * RBW; Sweep = auto; Detector function = peak; Trace = max hold.
	▪ Set RBW = 1 MHz, VBW= 3MHz for f ≥ 1 GHz for peak measurement. For average measurement, refer as 1.1.4.
▪ KDB 414788 Open-Field Test Sites and Chamber Correlation Justification.	
	▪ Based on FCC 15.31(f)(2): measurements may be performed at a distance closer than that specified in regulations; however, an attempt should be made to avoid making measurements in the near field.
	▪ Open-field site and chamber correlation testing had been performed and chamber measured test result is the worst case test result.

3.6.4 Measurement Results Calculation

The measured Level is calculated using:
Corrected Reading: Raw(Read Level) + AF(Antenna Factor) + CL(Cable Loss) - PA(Preamp Factor)

3.6.5 Test Setup

Emissions in Restricted Frequency Bands

9kHz ~30MHz

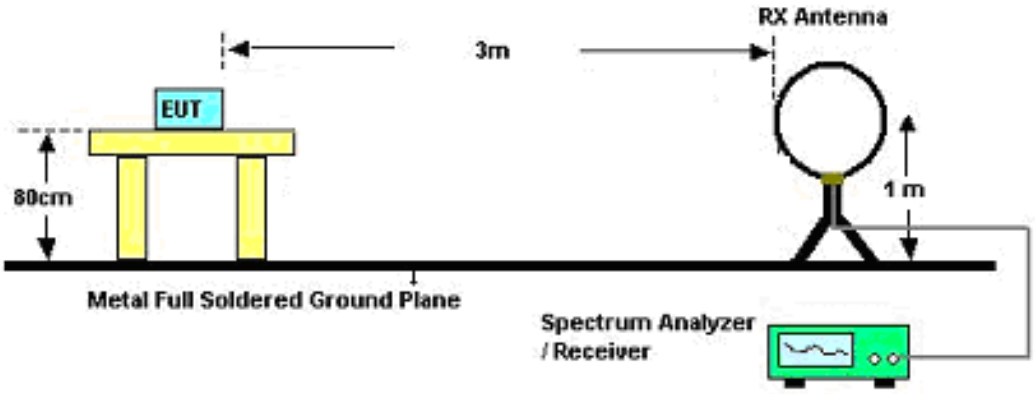

30MHz~1GHz

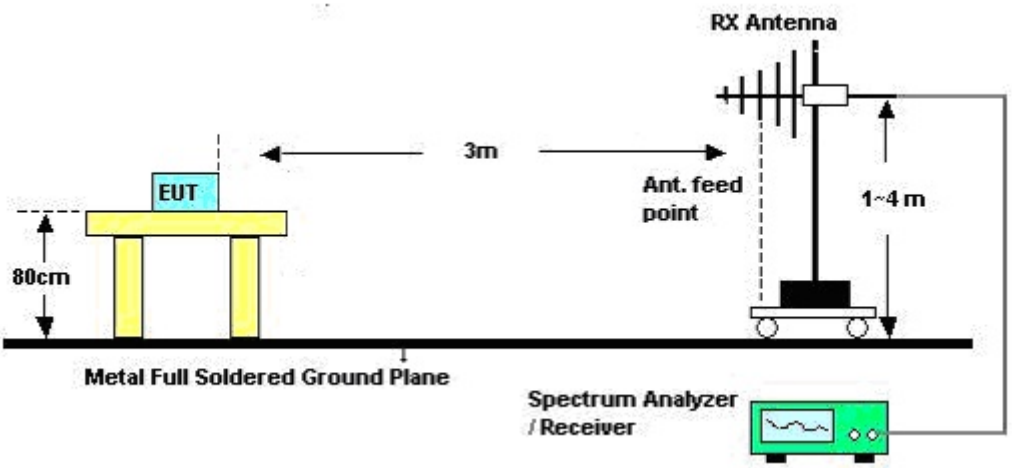

Above 1GHz

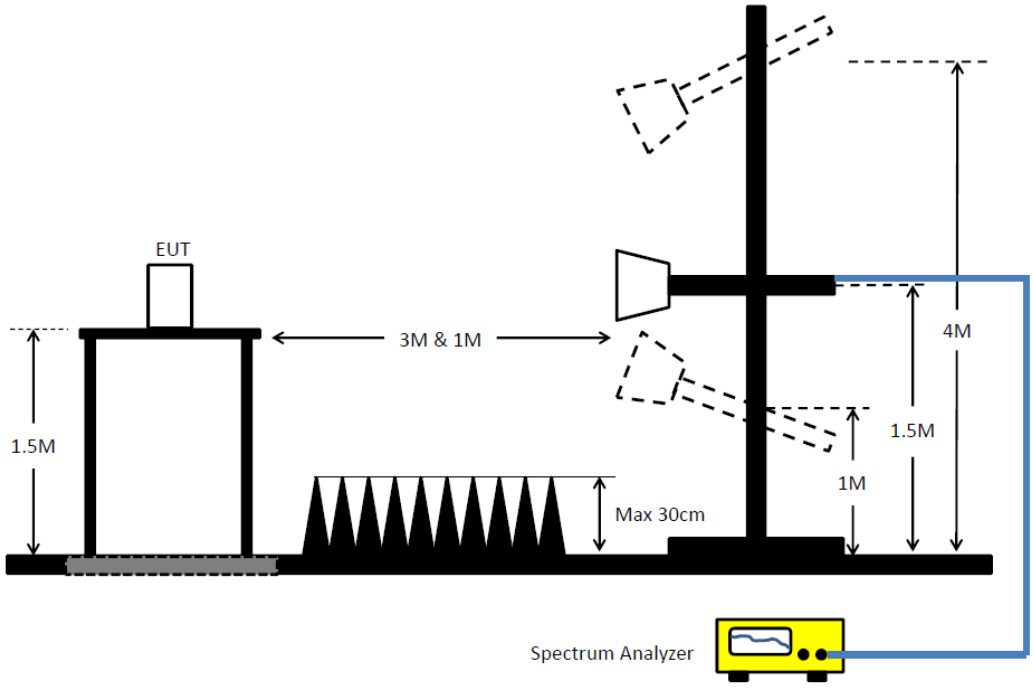

3.6.6 Test Result of Emissions in Restricted Frequency Bands (Below 30MHz)

The amplitude of spurious emissions which are attenuated by more than 20dB below the permissible value has no need to be reported.

3.6.7 Test Result of Emissions in Restricted Frequency Bands

Refer as Appendix F

4 Test Equipment and Calibration Data

Instrument for AC Conduction

Instrument	Manufacturer /Brand	Model No.	Serial No.	Spec.	Calibration Date	Calibration Due Date
EMI Test Receiver	R&S	ESR3	102051	9kHz ~ 3.6GHz	29/May/2020	28/May/2021
LISN	R&S	ENV216	101295	9kHz ~ 30MHz	11/Nov/2020	10/Nov/2021
RF Cable 5m	TITAN	TITAN	CO04-cable-01	0.1MHz~200MHz	03/Mar/2021	02/Mar/2022
Impuls Begrenzer Pulse Limiter	SCHWARZBECK	VTSD 9561-F	9561-F041	9kHz ~ 30MHz	21/Sep/2020	20/Sep/2021

Instrument for Conducted Test

Instrument	Manufacturer /Brand	Model No.	Serial No.	Spec.	Calibration Date	Calibration Due Date
Signal Analyzer	R&S	FSV 40	101029	10Hz~40GHz	19/Oct/2020	18/Oct/2021
SMB100A Signal Generator	R&S	SMB100A03	181147	100kHz~40GHz	20/Oct/2020	19/Oct/2021
Pulse Sensor	Anritsu	MA2411B	0917017	300MHz~40GHz	23/Feb/2021	22/Feb/2022
Power Meter	Anritsu	ML2495A	0949003	300MHz~40GHz	23/Feb/2021	22/Feb/2022

Instrument for Radiated Test

Instrument	Manufacturer /Brand	Model No.	Serial No.	Spec.	Calibration Date	Calibration Due Date
3m Semi Anechoic Chamber	SIDT FRANKONIA	SAC-3M	03CH02-HY	30MHz~1GHz 3m	04/Aug/2020	03/Aug/2021
3m Semi Anechoic Chamber	SIDT FRANKONIA	SAC-3M	03CH02-HY	1GHz~18GHz 3m	02/Aug/2020	01/Aug/2021
Signal Analyzer	R&S	FSP40	100593	9kHz~40GHz	12/Mar/2021	11/Mar/2022
Amplifier	Agilent	8447D	2944A11149	100kHz~1.3GHz	30/Jun/2020	29/Jun/2021
Microwave Preamplifier	Agilent	8449B	3008A02373	1GHz~18GHz	23/Oct/2020	22/Oct/2021
Bilog Antenna & 5dB Attenuator	SCHAFFNER / MTJ	CBL 6112B / MTJ6102-05	2723 / 2	30MHz~1GHz	06/Sep/2020	05/Sep/2021
Double Ridged Guide Horn Antenna	SCHWARZBEC	BBHA 9120 D	BBHA 9120 D 01543	1GHz~18GHz	09/Jun/2020	08/Jun/2021
RF Cable-R03m	Jye Bao	RG142	CB017	9kHz~30MHz	20/Jun/2020	19/Jun/2021
RF Cable-R03m	Jye Bao	RG142	CB017	30MHz~1GHz	23/Mar/2021	22/Mar/2022
RF Cable-R03m	HUBER+SUHNER	SUCOFLEX104	805193/4+805192/4	1GHz~40GHz	06/Apr/2021	05/Apr/2022
Broadband Horn Antenna	SCHWARZBECK	BBHA 9170	BBHA 9170221	15GHz~40GHz	11/Mar/2021	10/Mar/2022
Microwave Premplifier	EMC INSTRUMENTS	EM18G40G	060604	18GHz~40GHz	09/Mar/2021	08/Mar/2022
Preamplifier	MITEQ	TTA1840-35-HG	1864481	18GHz~40GHz	18/Mar/2021	17/Mar/2022
Loop Antenna	Teseq	HLA 6120	24155	9kHz~30MHz	13/Apr/2020	12/Apr/2021
EMI Test Receiver	R&S	ESR3	102051	9kHz~3.6GHz	29/May/2020	28/May/2021

Summary

Mode	Result	Type	Freq (Hz)	Level (dBuV)	Limit (dBuV)	Margin (dB)	Condition
Mode 1	Pass	QP	150.6k	52.54	65.96	-13.42	Line

Mode Configure

Mode	Result	Type	Freq (Hz)	Level (dBuV)	Limit (dBuV)	Margin (dB)	Condition	Comments
Mode 1	Pass	QP	150.6k	52.54	65.96	-13.42	Line	-
Mode 1	Pass	AV	150.6k	30.68	55.96	-25.28	Line	-
Mode 1	Pass	QP	285.246k	40.41	60.67	-20.26	Line	-
Mode 1	Pass	AV	285.246k	30.30	50.67	-20.37	Line	-
Mode 1	Pass	QP	773.833k	23.55	56.00	-32.45	Line	-
Mode 1	Pass	AV	773.833k	16.21	46.00	-29.79	Line	-
Mode 1	Pass	QP	1.431M	28.59	56.00	-27.41	Line	-
Mode 1	Pass	AV	1.431M	21.41	46.00	-24.59	Line	-
Mode 1	Pass	QP	2.22M	29.72	56.00	-26.28	Line	-
Mode 1	Pass	AV	2.22M	22.53	46.00	-23.47	Line	-
Mode 1	Pass	QP	4.105M	34.66	56.00	-21.34	Line	-
Mode 1	Pass	AV	4.105M	25.37	46.00	-20.63	Line	-
Mode 1	Pass	QP	153.636k	52.35	65.81	-13.46	Neutral	-
Mode 1	Pass	AV	153.636k	30.77	55.81	-25.04	Neutral	-
Mode 1	Pass	QP	306.497k	43.27	60.07	-16.80	Neutral	-
Mode 1	Pass	AV	306.497k	35.89	50.07	-14.18	Neutral	-
Mode 1	Pass	QP	398.888k	33.69	57.87	-24.18	Neutral	-
Mode 1	Pass	AV	398.888k	25.65	47.87	-22.22	Neutral	-
Mode 1	Pass	QP	717.31k	29.74	56.00	-26.26	Neutral	-
Mode 1	Pass	AV	717.31k	21.40	46.00	-24.60	Neutral	-
Mode 1	Pass	QP	2.657M	32.98	56.00	-23.02	Neutral	-
Mode 1	Pass	AV	2.657M	24.58	46.00	-21.42	Neutral	-
Mode 1	Pass	QP	3.913M	38.65	56.00	-17.35	Neutral	-
Mode 1	Pass	AV	3.913M	30.54	46.00	-15.46	Neutral	-

Conducted Emissions at Powerline_Mode 1

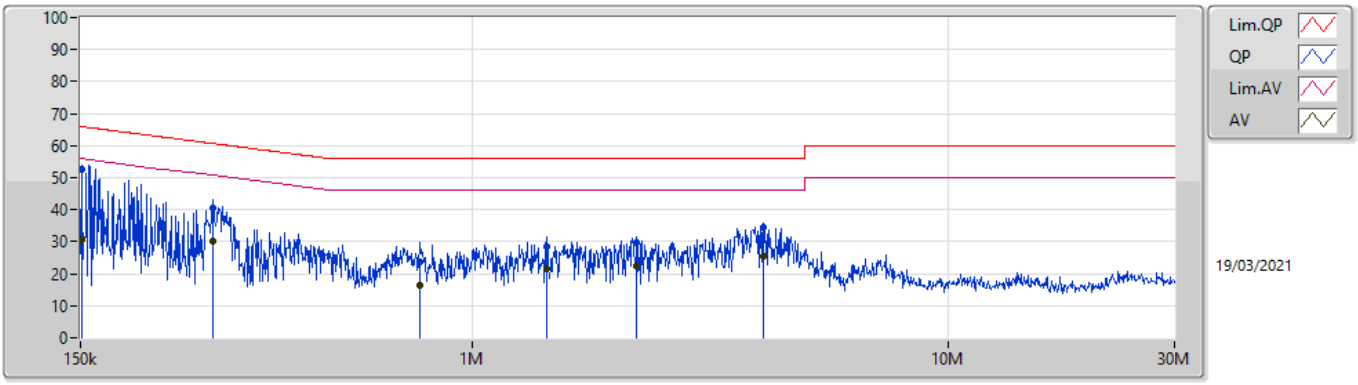

Type	Freq	Level	Limit	Margin	Factor	Condition	Comment	Raw	LISN	CL	AT
	(Hz)	(dBuV)	(dBuV)	(dB)	(dB)			(dBuV)	(dB)	(dB)	(dB)
QP	150.6k	52.54	65.96	-13.42	19.63	Line	-	32.91	9.69	0.04	9.90
AV	150.6k	30.68	55.96	-25.28	19.63	Line	-	11.05	9.69	0.04	9.90
QP	285.246k	40.41	60.67	-20.26	19.62	Line	-	20.79	9.67	0.05	9.90
AV	285.246k	30.30	50.67	-20.37	19.62	Line	-	10.68	9.67	0.05	9.90
QP	773.833k	23.55	56.00	-32.45	19.57	Line	-	3.98	9.67	0.07	9.83
AV	773.833k	16.21	46.00	-29.79	19.57	Line	-	-3.36	9.67	0.07	9.83
QP	1.431M	28.59	56.00	-27.41	19.57	Line	-	9.02	9.68	0.09	9.80
AV	1.431M	21.41	46.00	-24.59	19.57	Line	-	1.84	9.68	0.09	9.80
QP	2.22M	29.72	56.00	-26.28	19.60	Line	-	10.12	9.68	0.11	9.81
AV	2.22M	22.53	46.00	-23.47	19.60	Line	-	2.93	9.68	0.11	9.81
QP	4.105M	34.66	56.00	-21.34	19.73	Line	-	14.93	9.69	0.14	9.90
AV	4.105M	25.37	46.00	-20.63	19.73	Line	-	5.64	9.69	0.14	9.90

Conducted Emissions at Powerline_Mode 1

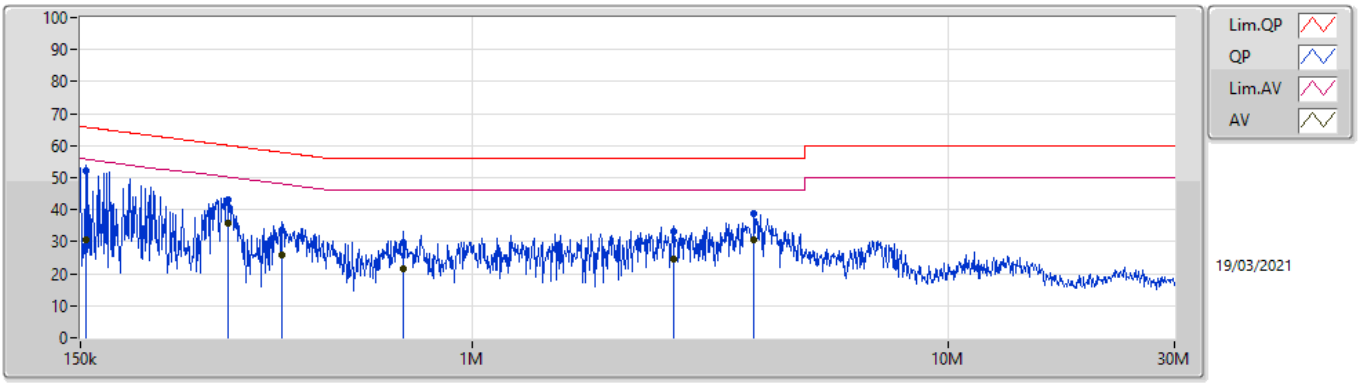

Type	Freq	Level	Limit	Margin	Factor	Condition	Comment	Raw	LISN	CL	AT
	(Hz)	(dBuV)	(dBuV)	(dB)	(dB)			(dBuV)	(dB)	(dB)	(dB)
QP	153.636k	52.35	65.81	-13.46	19.63	Neutral	-	32.72	9.69	0.04	9.90
AV	153.636k	30.77	55.81	-25.04	19.63	Neutral	-	11.14	9.69	0.04	9.90
QP	306.497k	43.27	60.07	-16.80	19.62	Neutral	-	23.65	9.67	0.05	9.90
AV	306.497k	35.89	50.07	-14.18	19.62	Neutral	-	16.27	9.67	0.05	9.90
QP	398.888k	33.69	57.87	-24.18	19.63	Neutral	-	14.06	9.67	0.06	9.90
AV	398.888k	25.65	47.87	-22.22	19.63	Neutral	-	6.02	9.67	0.06	9.90
QP	717.31k	29.74	56.00	-26.26	19.58	Neutral	-	10.16	9.67	0.07	9.84
AV	717.31k	21.40	46.00	-24.60	19.58	Neutral	-	1.82	9.67	0.07	9.84
QP	2.657M	32.98	56.00	-23.02	19.64	Neutral	-	13.34	9.68	0.12	9.84
AV	2.657M	24.58	46.00	-21.42	19.64	Neutral	-	4.94	9.68	0.12	9.84
QP	3.913M	38.65	56.00	-17.35	19.73	Neutral	-	18.92	9.69	0.14	9.90
AV	3.913M	30.54	46.00	-15.46	19.73	Neutral	-	10.81	9.69	0.14	9.90

Summary

Mode	Max-N dB (Hz)	Max-OBW (Hz)	ITU-Code	Min-N dB (Hz)	Min-OBW (Hz)
2.4-2.4835GHz	-	-	-	-	-
802.11b_Nss1,(1Mbps)_1TX	10.075M	15.417M	15M4G1D	10.075M	14.593M
802.11g_Nss1,(6Mbps)_1TX	15.775M	18.016M	18M0D1D	15.1M	16.442M
VHT20_Nss1,(MCS0)_2TX	16.8M	25.237M	25M2D1D	15.125M	17.641M
VHT40_Nss1,(MCS0)_2TX	35.15M	36.282M	36M3D1D	35M	36.182M

Max-N dB = Maximum 6dB down bandwidth; Max-OBW = Maximum 99% occupied bandwidth;
Min-N dB = Minimum 6dB down bandwidth; Min-OBW = Minimum 99% occupied bandwidth

Result

Mode	Result	Limit (Hz)	Port 1-N dB (Hz)	Port 1-OBW (Hz)	Port 2-N dB (Hz)	Port 2-OBW (Hz)
802.11b_Nss1,(1Mbps)_1TX	-	-	-	-	-	-
2412MHz	Pass	500k	10.075M	14.593M		
2437MHz	Pass	500k	10.075M	15.417M		
2462MHz	Pass	500k	10.075M	14.868M		
802.11g_Nss1,(6Mbps)_1TX	-	-	-	-	-	-
2412MHz	Pass	500k	15.775M	16.492M		
2437MHz	Pass	500k	15.1M	18.016M		
2462MHz	Pass	500k	15.65M	16.442M		
VHT20_Nss1,(MCS0)_2TX	-	-	-	-	-	-
2412MHz	Pass	500k	16.8M	17.641M	16M	17.641M
2437MHz	Pass	500k	15.325M	20.715M	16.275M	25.237M
2462MHz	Pass	500k	16.475M	17.691M	15.125M	17.641M
VHT40_Nss1,(MCS0)_2TX	-	-	-	-	-	-
2422MHz	Pass	500k	35M	36.182M	35.15M	36.232M
2437MHz	Pass	500k	35M	36.282M	35.05M	36.182M
2452MHz	Pass	500k	35M	36.182M	35.15M	36.182M

Port X-N dB = Port X 6dB down bandwidth;
Port X-OBW = Port X 99% occupied bandwidth

802.11b_Nss1,(1Mbps)_1TX

EBW

2412MHz

22/03/2021

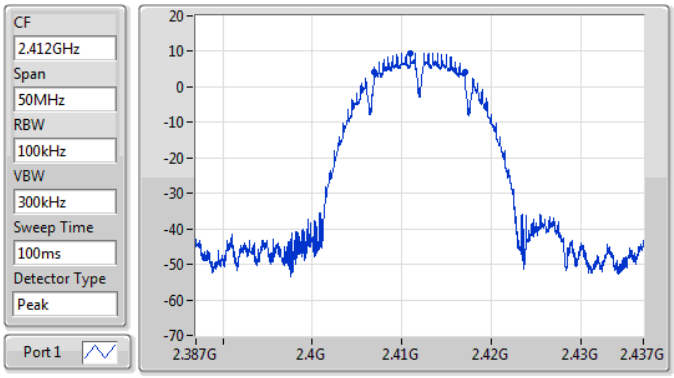

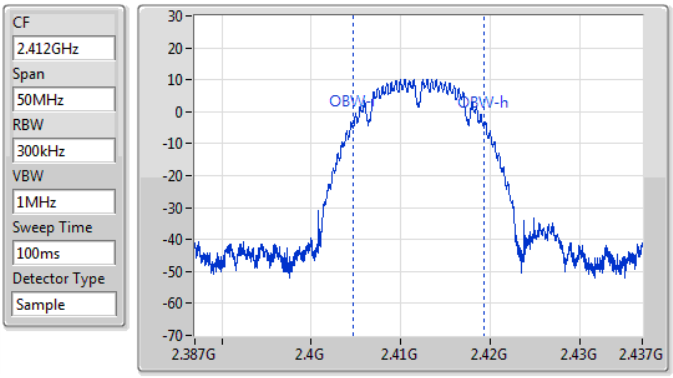

6dB(Hz)	Fl-6dB(Hz)	Fh-6dB(Hz)	OBW(Hz)	Fl-OBW(Hz)	Fh-OBW(Hz)	Limit(Hz)	Port
10.075M	2.40695G	2.417025G	14.593M	2.404679G	2.419271G	500k	1

802.11b_Nss1,(1Mbps)_1TX

EBW

2437MHz

22/03/2021

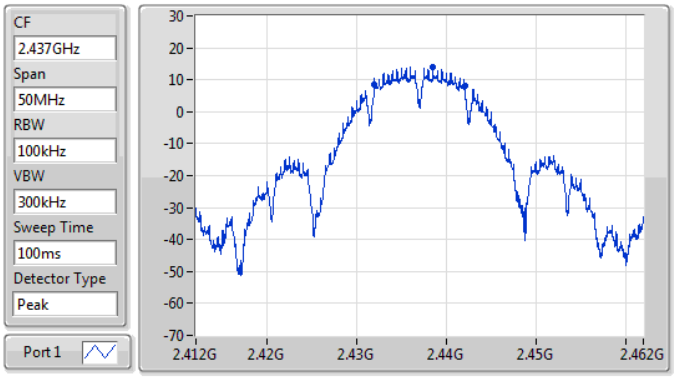

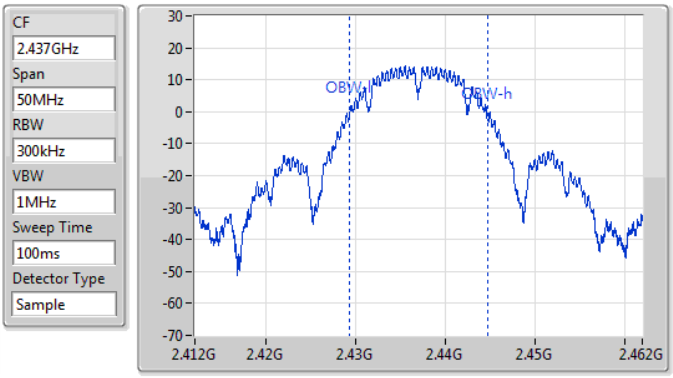

6dB(Hz)	Fl-6dB(Hz)	Fh-6dB(Hz)	OBW(Hz)	Fl-OBW(Hz)	Fh-OBW(Hz)	Limit(Hz)	Port
10.075M	2.43195G	2.442025G	15.417M	2.429329G	2.444746G	500k	1

802.11b_Nss1,(1Mbps)_1TX EBW

2462MHz

22/03/2021

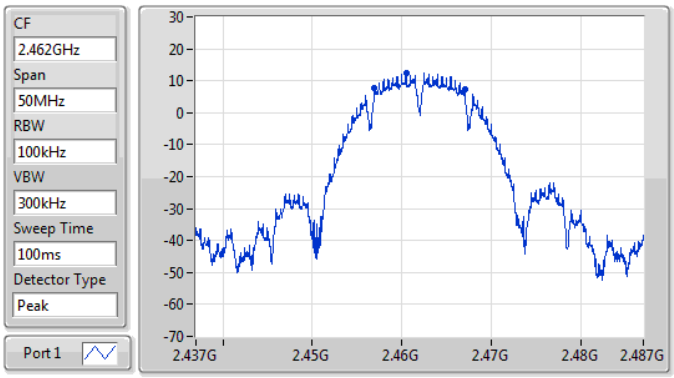

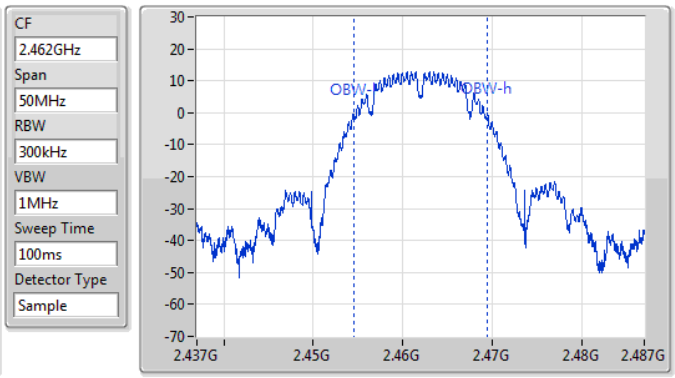

6dB(Hz)	Fl-6dB(Hz)	Fh-6dB(Hz)	OBW(Hz)	Fl-OBW(Hz)	Fh-OBW(Hz)	Limit(Hz)	Port
10.075M	2.45695G	2.467025G	14.868M	2.454554G	2.469421G	500k	1

802.11g_Nss1,(6Mbps)_1TX EBW

2412MHz

22/03/2021

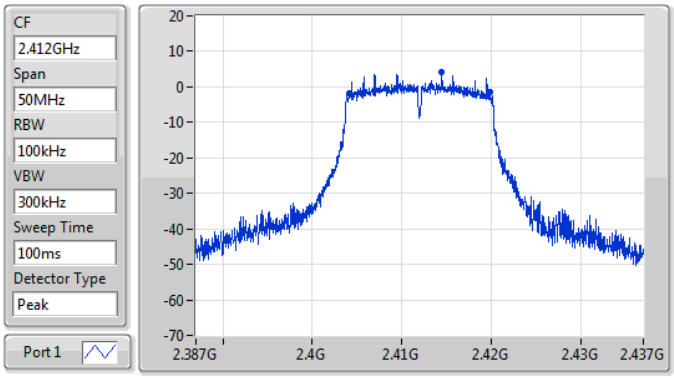

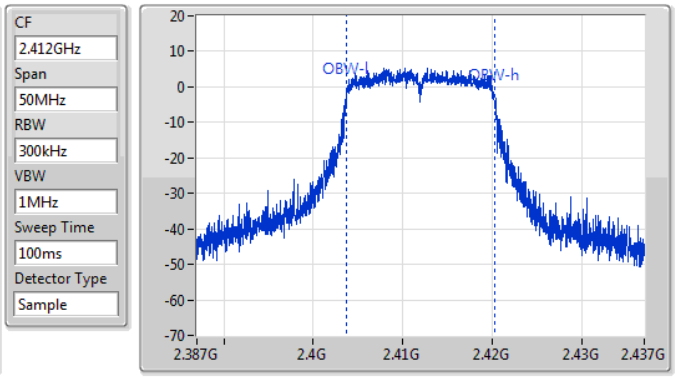

6dB(Hz)	Fl-6dB(Hz)	Fh-6dB(Hz)	OBW(Hz)	Fl-OBW(Hz)	Fh-OBW(Hz)	Limit(Hz)	Port
15.775M	2.4041G	2.419875G	16.492M	2.403729G	2.420221G	500k	1

802.11g_Nss1,(6Mbps)_1TX EBW

2437MHz

22/03/2021

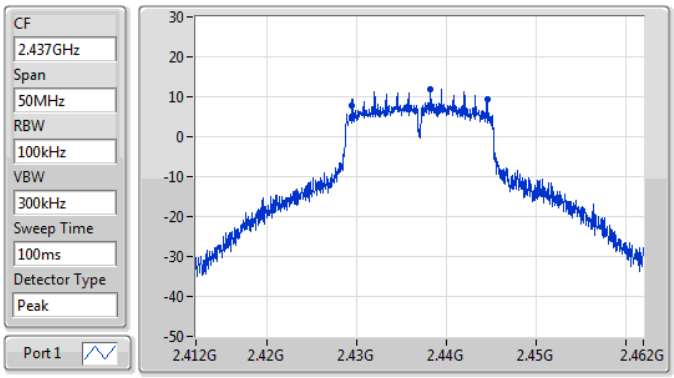

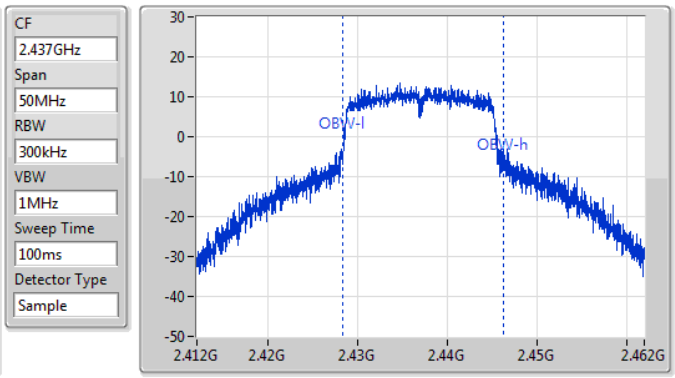

6dB(Hz)	Fl-6dB(Hz)	Fh-6dB(Hz)	OBW(Hz)	Fl-OBW(Hz)	Fh-OBW(Hz)	Limit(Hz)	Port
15.1M	2.429425G	2.444525G	18.016M	2.428229G	2.446245G	500k	1

802.11g_Nss1,(6Mbps)_1TX EBW

2462MHz

22/03/2021

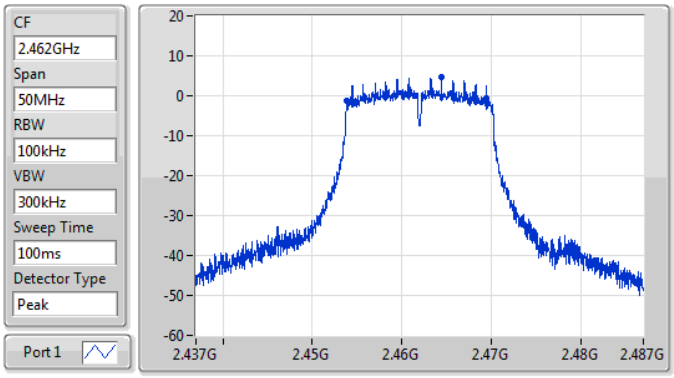

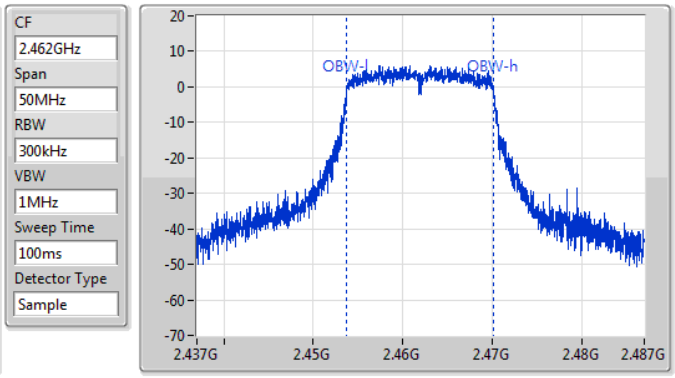

6dB(Hz)	Fl-6dB(Hz)	Fh-6dB(Hz)	OBW(Hz)	Fl-OBW(Hz)	Fh-OBW(Hz)	Limit(Hz)	Port
15.65M	2.45385G	2.4695G	16.442M	2.453729G	2.470171G	500k	1

VHT20_Nss1,(MCS0)_2TX EBW

2412MHz

22/03/2021

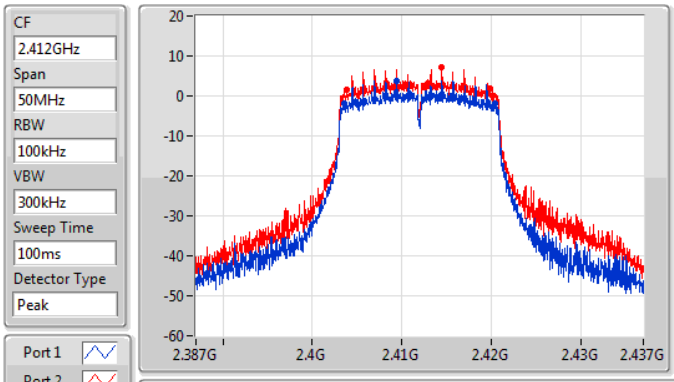

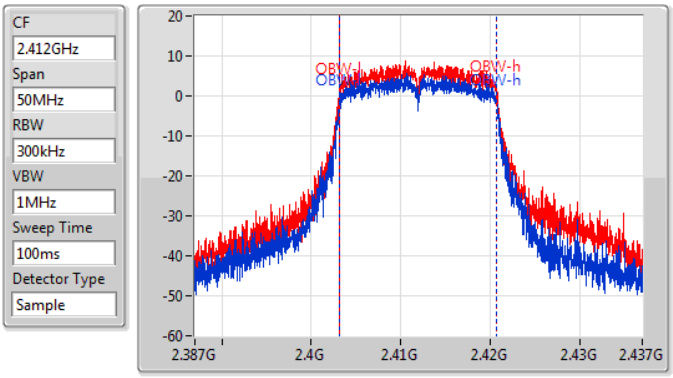

6dB(Hz)	Fl-6dB(Hz)	Fh-6dB(Hz)	OBW(Hz)	Fl-OBW(Hz)	Fh-OBW(Hz)	Limit(Hz)	Port
16.8M	2.403575G	2.420375G	17.641M	2.403129G	2.420771G	500k	1
16M	2.40385G	2.41985G	17.641M	2.403129G	2.420771G	500k	2

VHT20_Nss1,(MCS0)_2TX EBW

2437MHz

22/03/2021

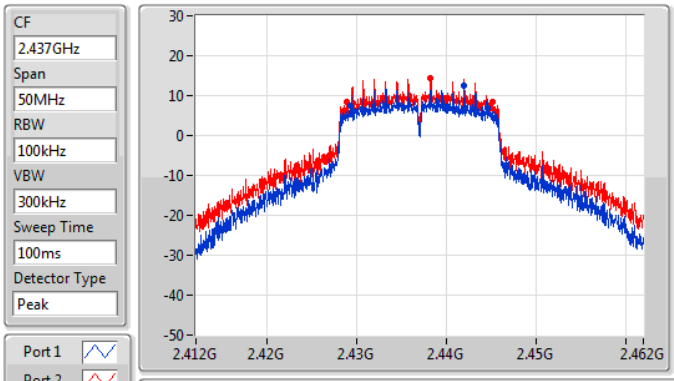

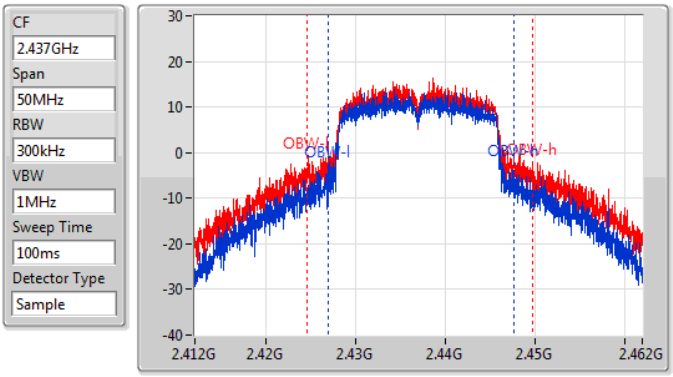

6dB(Hz)	Fl-6dB(Hz)	Fh-6dB(Hz)	OBW(Hz)	Fl-OBW(Hz)	Fh-OBW(Hz)	Limit(Hz)	Port
15.325M	2.429225G	2.44455G	20.715M	2.42688G	2.447595G	500k	1
16.275M	2.42885G	2.445125G	25.237M	2.424506G	2.449744G	500k	2

VHT20_Nss1,(MCS0)_2TX

EBW

2462MHz

22/03/2021

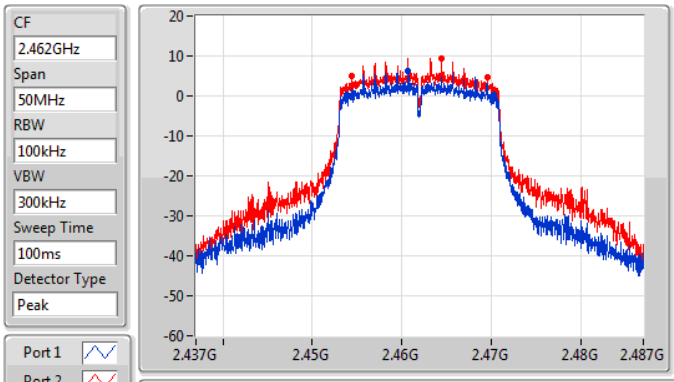

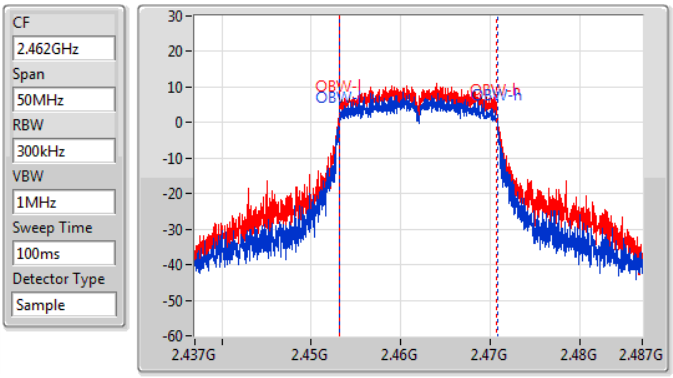

6dB(Hz)	Fl-6dB(Hz)	Fh-6dB(Hz)	OBW(Hz)	Fl-OBW(Hz)	Fh-OBW(Hz)	Limit(Hz)	Port
16.475M	2.453875G	2.47035G	17.691M	2.453104G	2.470796G	500k	1
15.125M	2.454425G	2.46955G	17.641M	2.453129G	2.470771G	500k	2

VHT40_Nss1,(MCS0)_2TX

EBW

2422MHz

22/03/2021

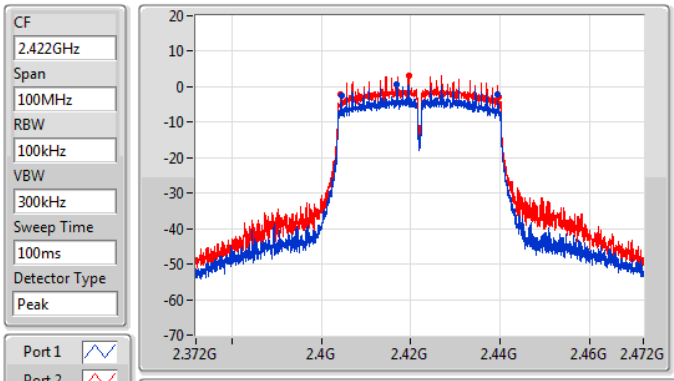

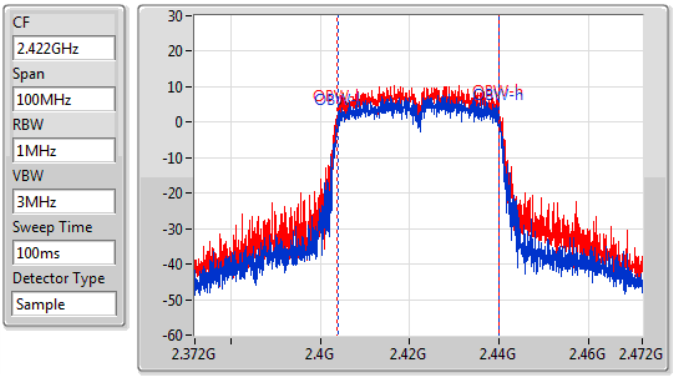

6dB(Hz)	Fl-6dB(Hz)	Fh-6dB(Hz)	OBW(Hz)	Fl-OBW(Hz)	Fh-OBW(Hz)	Limit(Hz)	Port
35M	2.4045G	2.4395G	36.182M	2.403909G	2.440091G	500k	1
35.15M	2.4044G	2.43955G	36.232M	2.403859G	2.440091G	500k	2

VHT40_Nss1,(MCS0)_2TX

EBW

2437MHz

22/03/2021

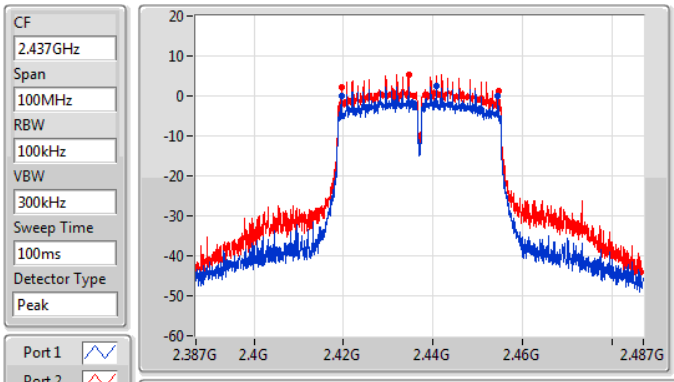

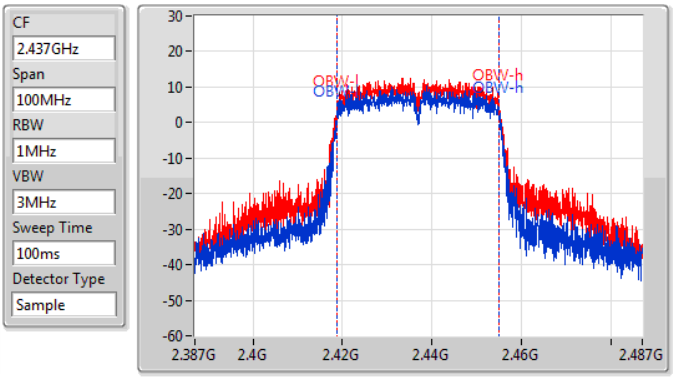

6dB(Hz)	Fl-6dB(Hz)	Fh-6dB(Hz)	OBW(Hz)	Fl-OBW(Hz)	Fh-OBW(Hz)	Limit(Hz)	Port
35M	2.4195G	2.4545G	36.282M	2.418809G	2.455091G	500k	1
35.05M	2.4195G	2.45455G	36.182M	2.418809G	2.454991G	500k	2

VHT40_Nss1,(MCS0)_2TX

EBW

2452MHz

22/03/2021

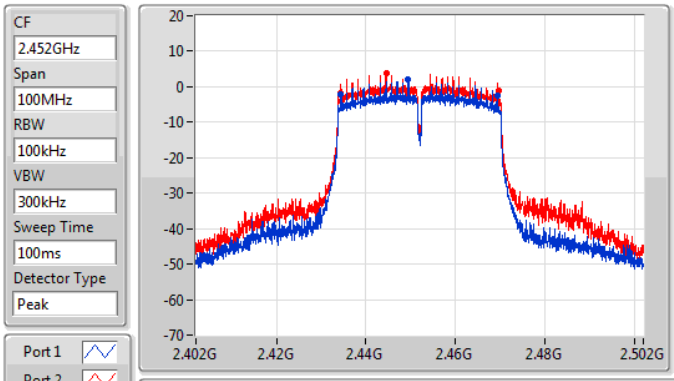

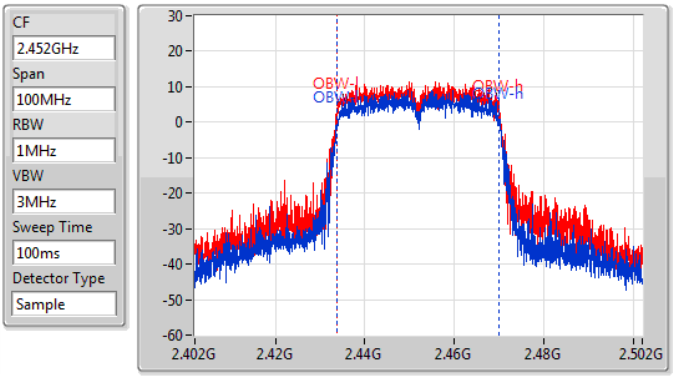

6dB(Hz)	Fl-6dB(Hz)	Fh-6dB(Hz)	OBW(Hz)	Fl-OBW(Hz)	Fh-OBW(Hz)	Limit(Hz)	Port
35M	2.43445G	2.46945G	36.182M	2.433859G	2.470041G	500k	1
35.15M	2.4344G	2.46955G	36.182M	2.433809G	2.469991G	500k	2

Summary

Mode	Total Power (dBm)	Total Power (W)
2.4-2.4835GHz	-	-
802.11b_Nss1,(1Mbps)_1TX	23.73	0.23605
802.11g_Nss1,(6Mbps)_1TX	22.48	0.17701
VHT20_Nss1,(MCS0)_2TX	27.43	0.55335
VHT40_Nss1,(MCS0)_2TX	20.85	0.12162

Result

Mode	Result	DG (dBi)	Port 1 (dBm)	Port 2 (dBm)	Total Power (dBm)	Power Limit (dBm)
802.11b_Nss1,(1Mbps)_1TX	-	-	-	-	-	-
2412MHz	Pass	1.76	19.63		19.63	30.00
2417MHz	Pass	1.76	20.14		20.14	30.00
2437MHz	Pass	1.76	23.73		23.73	30.00
2457MHz	Pass	1.76	23.22		23.22	30.00
2462MHz	Pass	1.76	22.18		22.18	30.00
802.11g_Nss1,(6Mbps)_1TX	-	-	-	-	-	-
2412MHz	Pass	1.76	15.29		15.29	30.00
2417MHz	Pass	1.76	19.95		19.95	30.00
2437MHz	Pass	1.76	22.48		22.48	30.00
2457MHz	Pass	1.76	19.44		19.44	30.00
2462MHz	Pass	1.76	15.97		15.97	30.00
VHT20_Nss1,(MCS0)_2TX	-	-	-	-	-	-
2412MHz	Pass	1.76	15.14	18.00	19.81	30.00
2417MHz	Pass	1.76	19.01	21.47	23.42	30.00
2437MHz	Pass	1.76	23.49	25.18	27.43	30.00
2457MHz	Pass	1.76	20.32	22.55	24.59	30.00
2462MHz	Pass	1.76	17.34	20.05	21.91	30.00
VHT40_Nss1,(MCS0)_2TX	-	-	-	-	-	-
2422MHz	Pass	1.76	13.80	16.61	18.44	30.00
2427MHz	Pass	1.76	14.88	17.60	19.46	30.00
2437MHz	Pass	1.76	16.33	18.96	20.85	30.00
2447MHz	Pass	1.76	15.79	18.35	20.27	30.00
2452MHz	Pass	1.76	15.09	17.60	19.53	30.00

DG = Directional Gain; Port X = Port X output power

Summary

Mode	PD (dBm/RBW)
2.4-2.4835GHz	-
802.11b_Nss1,(1Mbps)_1TX	-1.07
802.11g_Nss1,(6Mbps)_1TX	-1.62
VHT20_Nss1,(MCS0)_2TX	0.53
VHT40_Nss1,(MCS0)_2TX	-7.58

RBW = 3kHz;

Result

Mode	Result	DG (dBi)	Port 1 (dBm/RBW)	Port 2 (dBm/RBW)	PD (dBm/RBW)	PD Limit (dBm/RBW)
802.11b_Nss1,(1Mbps)_1TX	-	-	-	-	-	-
2412MHz	Pass	1.76	-5.33		-5.33	8.00
2437MHz	Pass	1.76	-1.07		-1.07	8.00
2462MHz	Pass	1.76	-2.92		-2.92	8.00
802.11g_Nss1,(6Mbps)_1TX	-	-	-	-	-	-
2412MHz	Pass	1.76	-11.03		-11.03	8.00
2437MHz	Pass	1.76	-1.62		-1.62	8.00
2462MHz	Pass	1.76	-9.79		-9.79	8.00
VHT20_Nss1,(MCS0)_2TX	-	-	-	-	-	-
2412MHz	Pass	4.55	-10.81	-6.74	-6.11	8.00
2437MHz	Pass	4.55	-3.30	-0.46	0.53	8.00
2462MHz	Pass	4.55	-8.37	-4.74	-3.18	8.00
VHT40_Nss1,(MCS0)_2TX	-	-	-	-	-	-
2422MHz	Pass	4.55	-13.96	-11.78	-10.25	8.00
2437MHz	Pass	4.55	-12.34	-9.24	-7.58	8.00
2452MHz	Pass	4.55	-12.75	-10.98	-9.04	8.00

DG = Directional Gain; RBW = 3kHz;
PD = trace bin-by-bin of each transmits port summing can be performed maximum power density; Port X = Port X Power Density;

802.11b_Nss1,(1Mbps)_1TX PSD

2412MHz

22/03/2021

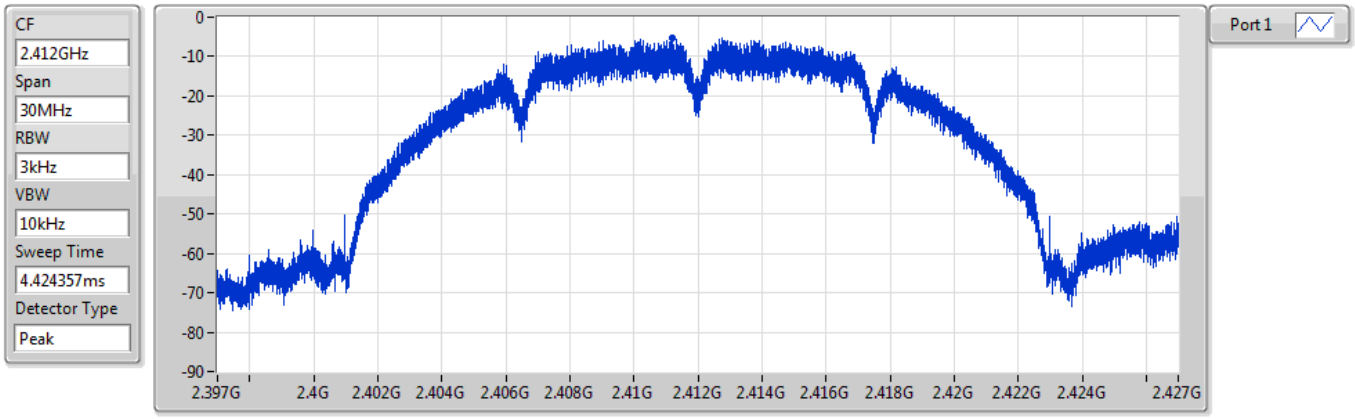

Sum	PD	Port 1
(dBm/RBW)	(dBm/RBW)	(dBm/RBW)
-5.33	-5.33	-5.33

802.11b_Nss1,(1Mbps)_1TX PSD

2437MHz

22/03/2021

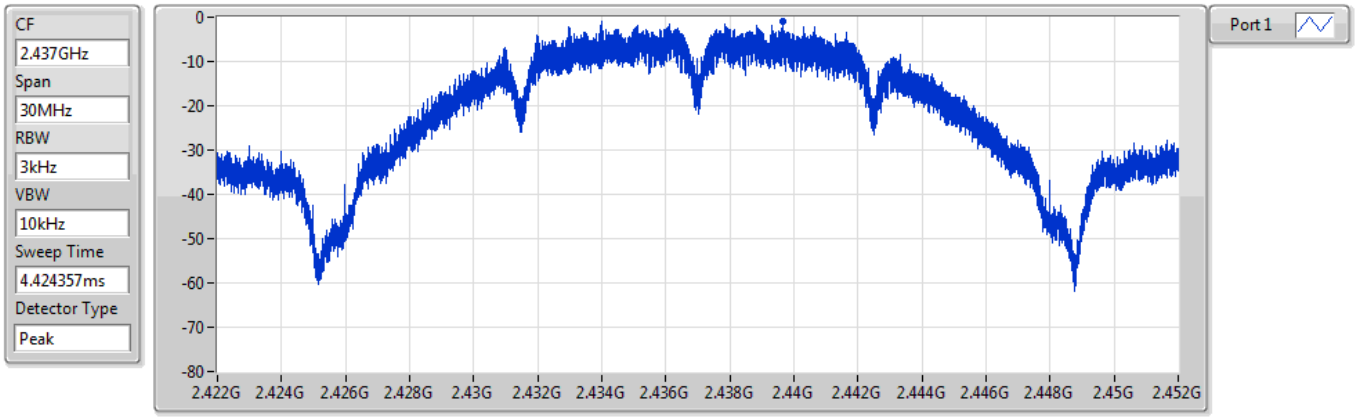

Sum	PD	Port 1
(dBm/RBW)	(dBm/RBW)	(dBm/RBW)
-1.07	-1.07	-1.07

802.11b_Nss1,(1Mbps)_1TX PSD

2462MHz

22/03/2021

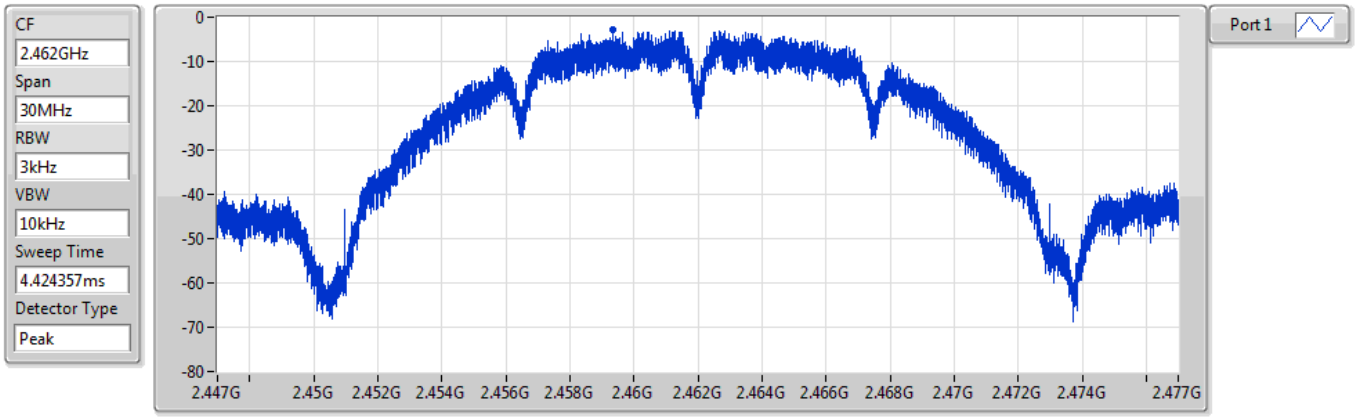

Sum	PD	Port 1
(dBm/RBW)	(dBm/RBW)	(dBm/RBW)
-2.92	-2.92	-2.92

802.11g_Nss1,(6Mbps)_1TX PSD

2412MHz

22/03/2021

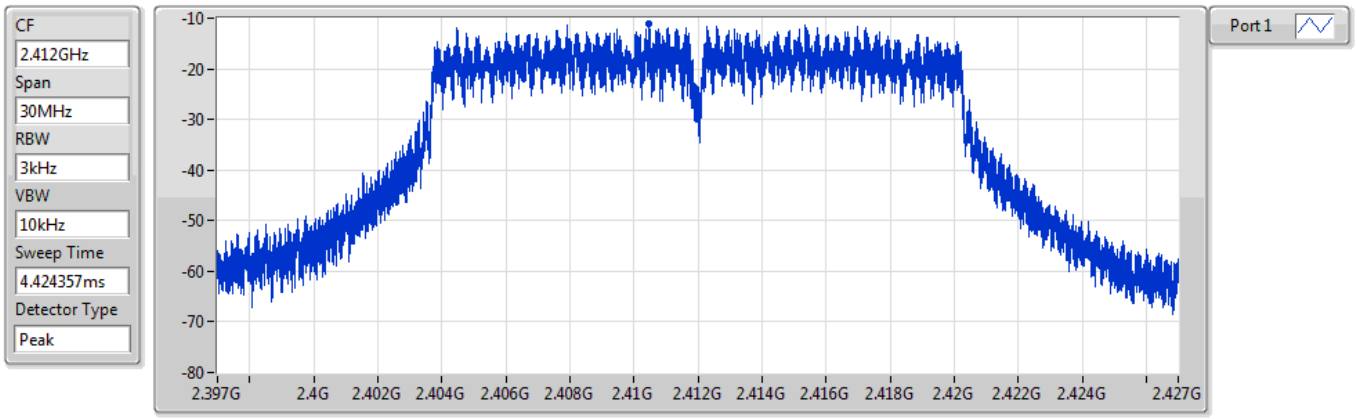

Sum	PD	Port 1
(dBm/RBW)	(dBm/RBW)	(dBm/RBW)
-11.03	-11.03	-11.03

802.11g_Nss1,(6Mbps)_1TX PSD

2437MHz

22/03/2021

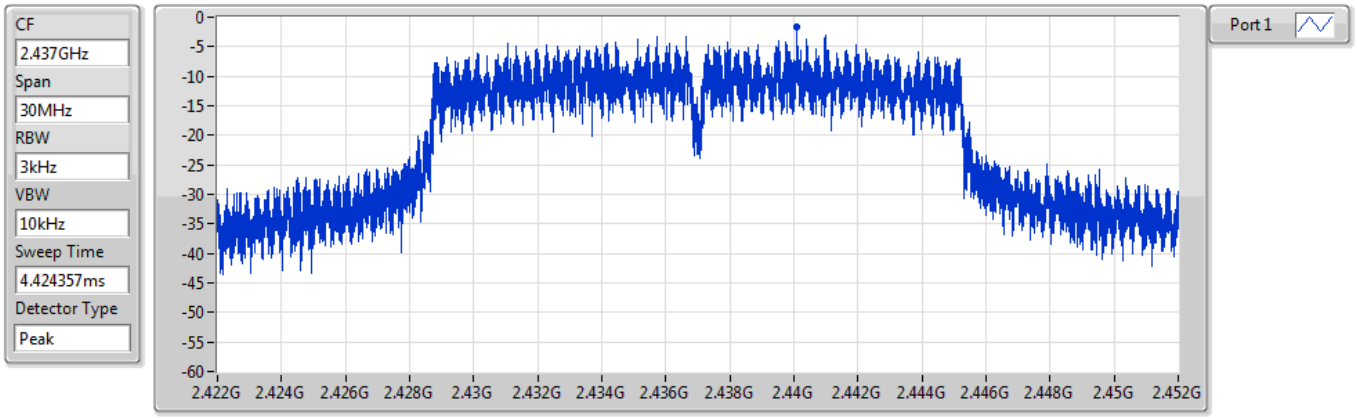

Sum	PD	Port 1
(dBm/RBW)	(dBm/RBW)	(dBm/RBW)
-1.62	-1.62	-1.62

802.11g_Nss1,(6Mbps)_1TX PSD

2462MHz

22/03/2021

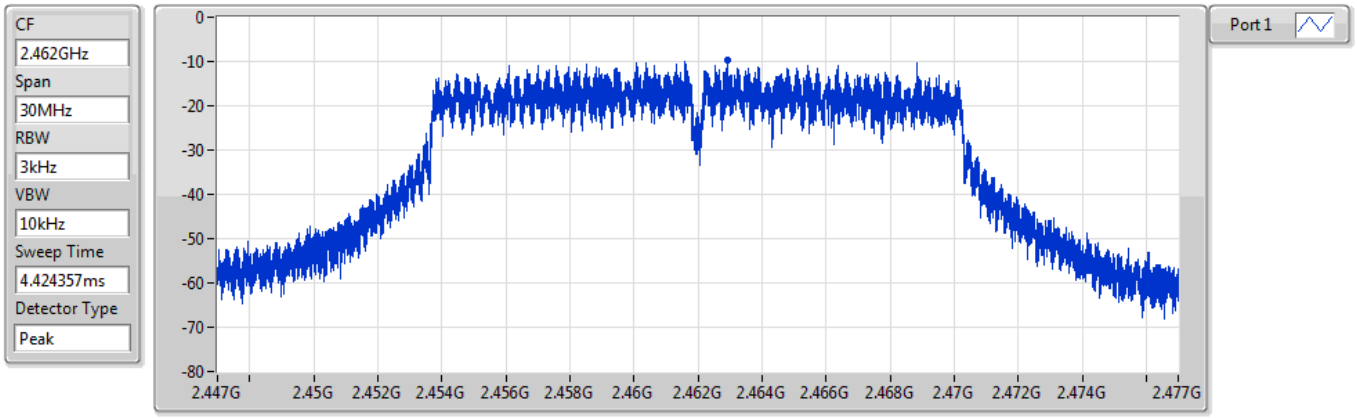

Sum	PD	Port 1
(dBm/RBW)	(dBm/RBW)	(dBm/RBW)
-9.79	-9.79	-9.79

VHT20_Nss1,(MCS0)_2TX PSD

2412MHz

22/03/2021

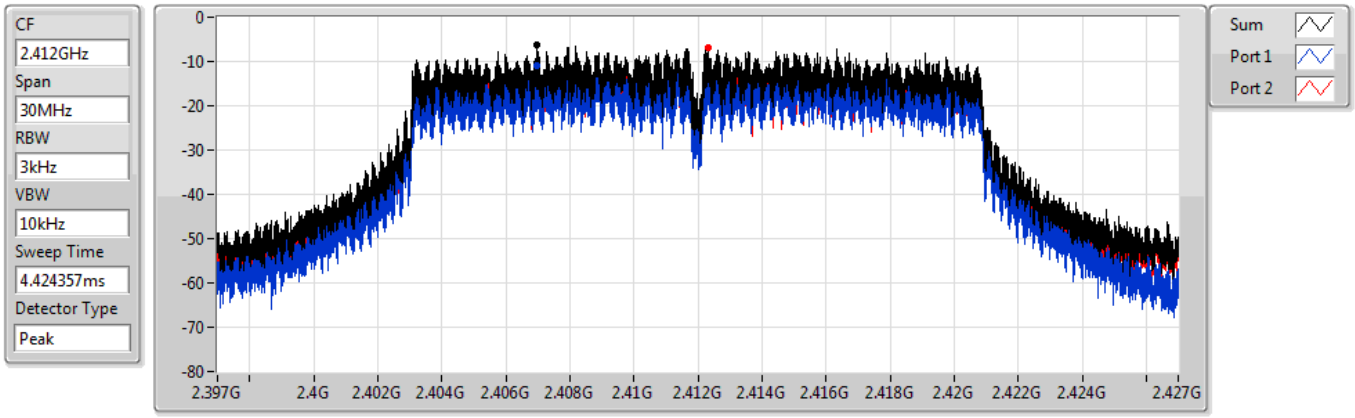

Sum	PD	Port 1	Port 2
(dBm/RBW)	(dBm/RBW)	(dBm/RBW)	(dBm/RBW)
-6.11	-6.11	-10.81	-6.74

VHT20_Nss1,(MCS0)_2TX PSD

2437MHz

22/03/2021

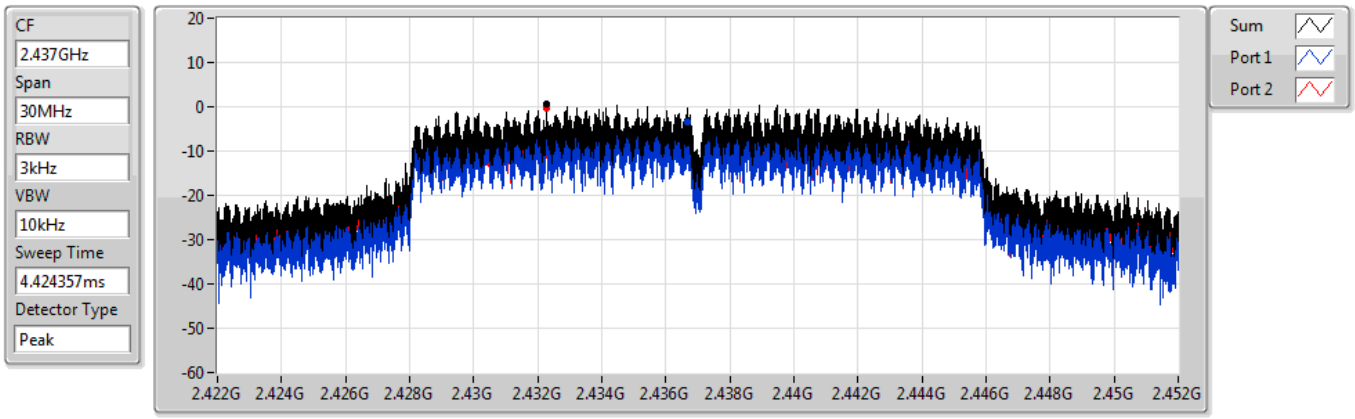

Sum	PD	Port 1	Port 2
(dBm/RBW)	(dBm/RBW)	(dBm/RBW)	(dBm/RBW)
0.53	0.53	-3.30	-0.46

VHT20_Nss1,(MCS0)_2TX PSD

2462MHz

22/03/2021

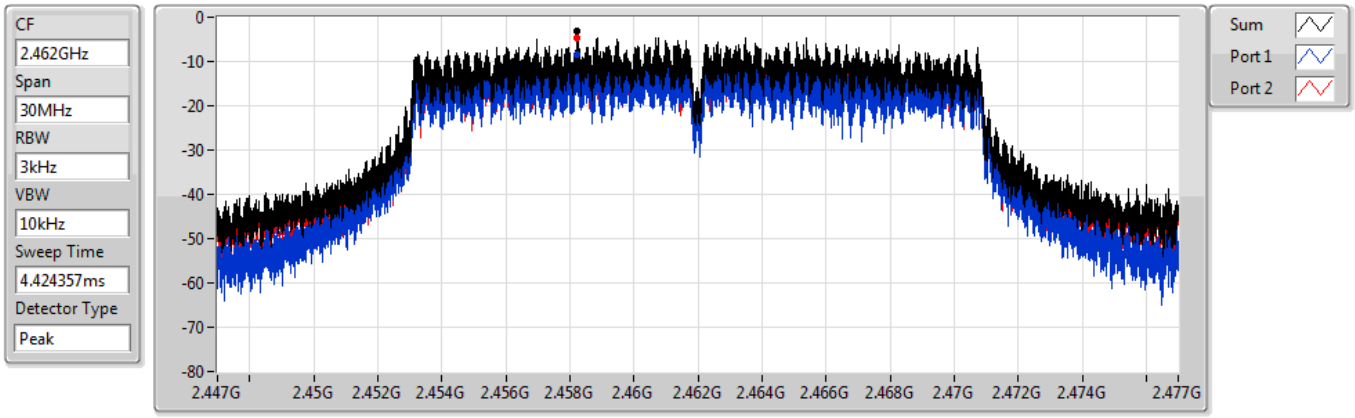

Sum	PD	Port 1	Port 2
(dBm/RBW)	(dBm/RBW)	(dBm/RBW)	(dBm/RBW)
-3.18	-3.18	-8.37	-4.74

VHT40_Nss1,(MCS0)_2TX PSD

2422MHz

22/03/2021

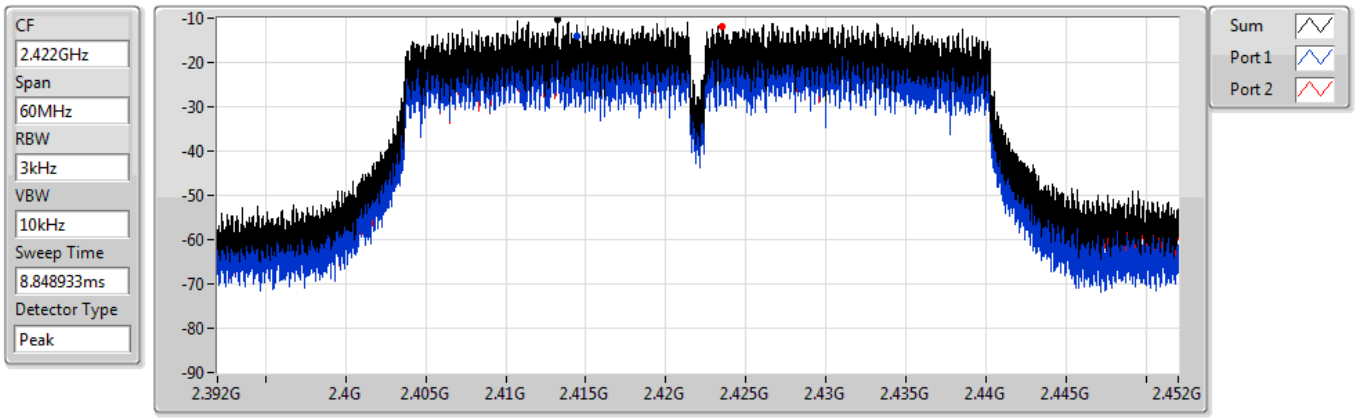

Sum	PD	Port 1	Port 2
(dBm/RBW)	(dBm/RBW)	(dBm/RBW)	(dBm/RBW)
-10.25	-10.25	-13.96	-11.78

VHT40_Nss1,(MCS0)_2TX PSD

2437MHz

22/03/2021

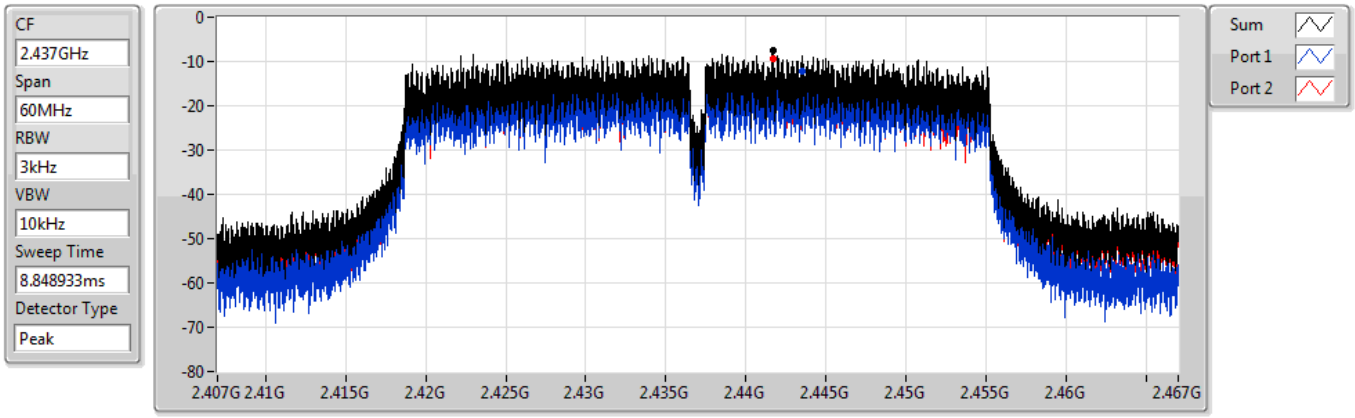

Sum	PD	Port 1	Port 2
(dBm/RBW)	(dBm/RBW)	(dBm/RBW)	(dBm/RBW)
-7.58	-7.58	-12.34	-9.24

VHT40_Nss1,(MCS0)_2TX PSD

2452MHz

22/03/2021

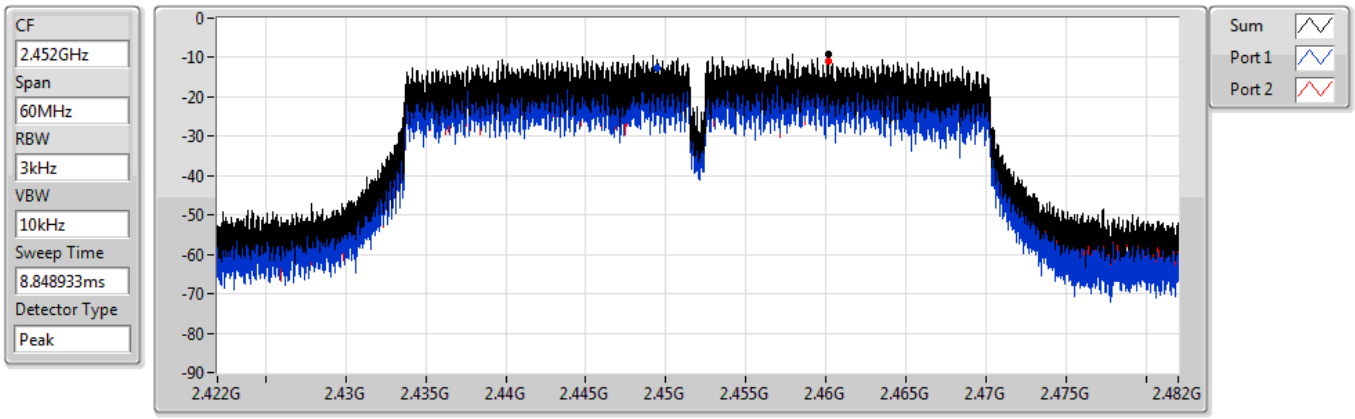

Sum	PD	Port 1	Port 2
(dBm/RBW)	(dBm/RBW)	(dBm/RBW)	(dBm/RBW)
-9.04	-9.04	-12.75	-10.98

Summary

Mode	Result	Ref (Hz)	Ref (dBm)	Limit (dBm)	Freq (Hz)	Level (dBm)	Freq (Hz)	Level (dBm)	Freq (Hz)	Level (dBm)	Freq (Hz)	Level (dBm)	Freq (Hz)	Level (dBm)	Port
2.4-2.4835GHz	-	-	-	-	-	-	-	-	-	-	-	-	-	-	-
802.11b_Nss1,(1Mbps)_1TX	Pass	2.43499G	13.96	-16.04	2.15409G	-53.62	2.39998G	-36.67	2.4G	-37.31	2.4845G	-47.92	24.96629G	-41.65	1
802.11g_Nss1,(6Mbps)_1TX	Pass	2.4357G	11.79	-18.21	2.30233G	-54.73	2.3979G	-32.58	2.4G	-32.88	2.48402G	-50.69	16.38307G	-42.65	1
VHT20_Nss1,(MCS0)_2TX	Pass	2.43194G	14.20	-15.80	2.12321G	-54.41	2.39984G	-25.72	2.4G	-29.96	2.4919G	-48.69	17.58556G	-42.75	2
VHT40_Nss1,(MCS0)_2TX	Pass	2.43449G	5.37	-24.63	2.3034G	-52.37	2.39948G	-30.50	2.4G	-38.23	2.48354G	-39.23	15.29341G	-42.15	2

Result

Mode	Result	Ref (Hz)	Ref (dBm)	Limit (dBm)	Freq (Hz)	Level (dBm)	Freq (Hz)	Level (dBm)	Freq (Hz)	Level (dBm)	Freq (Hz)	Level (dBm)	Freq (Hz)	Level (dBm)	Port
802.11b_Nss1,(1Mbps)_1TX	-	-	-	-	-	-	-	-	-	-	-	-	-	-	-
2412MHz	Pass	2.43499G	13.96	-16.04	2.16574G	-54.71	2.39998G	-37.33	2.4G	-43.19	2.50184G	-50.63	15.1862G	-42.26	1
2437MHz	Pass	2.43499G	13.96	-16.04	2.15409G	-53.62	2.39998G	-36.67	2.4G	-37.31	2.4845G	-47.92	24.96629G	-41.65	1
2462MHz	Pass	2.43499G	13.96	-16.04	2.19253G	-54.29	2.4G	-50.47	2.4835G	-39.27	2.48798G	-38.17	21.95724G	-41.50	1
802.11g_Nss1,(6Mbps)_1TX	-	-	-	-	-	-	-	-	-	-	-	-	-	-	-
2412MHz	Pass	2.4357G	11.79	-18.21	2.30233G	-54.73	2.3979G	-32.58	2.4G	-32.88	2.48402G	-50.69	16.38307G	-42.65	1
2437MHz	Pass	2.4357G	11.79	-18.21	2.18933G	-54.01	2.39822G	-36.73	2.4G	-39.40	2.48446G	-41.86	24.88481G	-42.81	1
2462MHz	Pass	2.4357G	11.79	-18.21	1.92021G	-54.17	2.39558G	-51.16	2.4835G	-44.27	2.4836G	-42.15	15.13563G	-42.32	1
VHT20_Nss1,(MCS0)_2TX	-	-	-	-	-	-	-	-	-	-	-	-	-	-	-
2412MHz	Pass	2.43194G	14.20	-15.80	2.08943G	-53.90	2.39984G	-31.41	2.4G	-33.23	2.49426G	-51.50	23.35922G	-42.31	1
2412MHz	Pass	2.43194G	14.20	-15.80	2.12321G	-54.41	2.39984G	-25.72	2.4G	-29.96	2.4919G	-48.69	17.58556G	-42.75	2
2437MHz	Pass	2.43194G	14.20	-15.80	2.11011G	-53.81	2.39764G	-36.31	2.4G	-37.24	2.48408G	-40.32	23.29179G	-42.29	1
2437MHz	Pass	2.43194G	14.20	-15.80	2.30292G	-51.58	2.3958G	-33.71	2.4G	-34.26	2.48352G	-37.64	24.35942G	-41.56	2
2462MHz	Pass	2.43194G	14.20	-15.80	2.17943G	-54.60	2.39998G	-50.64	2.4835G	-37.54	2.48452G	-37.65	15.20587G	-41.65	1
2462MHz	Pass	2.43194G	14.20	-15.80	2.1302G	-54.04	2.39998G	-51.02	2.4835G	-32.58	2.4836G	-31.48	15.22834G	-42.18	2
VHT40_Nss1,(MCS0)_2TX	-	-	-	-	-	-	-	-	-	-	-	-	-	-	-
2422MHz	Pass	2.43449G	5.37	-24.63	1.92011G	-54.79	2.39948G	-39.37	2.4G	-39.25	2.50514G	-51.53	24.74759G	-42.03	1
2422MHz	Pass	2.43449G	5.37	-24.63	2.30111G	-53.87	2.4G	-32.08	2.4G	-31.70	2.49278G	-49.63	16.50218G	-42.31	2
2437MHz	Pass	2.43449G	5.37	-24.63	2.09014G	-54.56	2.39952G	-36.83	2.4G	-42.35	2.4845G	-42.42	15.22049G	-42.53	1
2437MHz	Pass	2.43449G	5.37	-24.63	2.3034G	-52.37	2.39948G	-30.50	2.4G	-38.23	2.48354G	-39.23	15.29341G	-42.15	2
2452MHz	Pass	2.43449G	5.37	-24.63	2.30998G	-54.58	2.39768G	-48.48	2.4835G	-44.08	2.48442G	-42.28	15.20927G	-42.06	1
2452MHz	Pass	2.43449G	5.37	-24.63	2.15483G	-54.76	2.39948G	-44.15	2.4835G	-35.42	2.48354G	-33.24	16.35914G	-41.87	2

802.11b_Nss1,(1Mbps)_1TX **CSENdB**

2412MHz

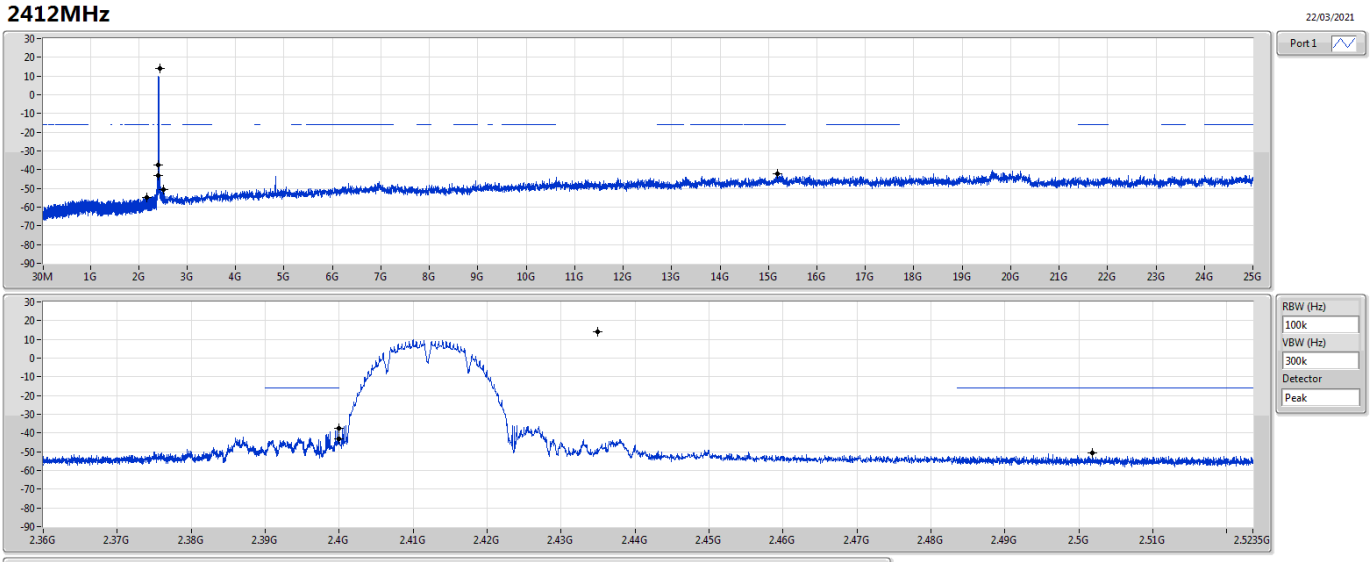

Ref(Hz)	Ref(dBm)	Limit(dBm)	Freq(Hz)	Level(dBm)	Freq(Hz)	Level(dBm)	Freq(Hz)	Level(dBm)	Freq(Hz)	Level(dBm)	Freq(Hz)	Level(dBm)	Port
2.43499G	13.96	-16.04	2.16574G	-54.71	2.39998G	-37.33	2.4G	-43.19	2.50184G	-50.63	15.1862G	-42.26	1

802.11b_Nss1,(1Mbps)_1TX **CSENdB**

2437MHz

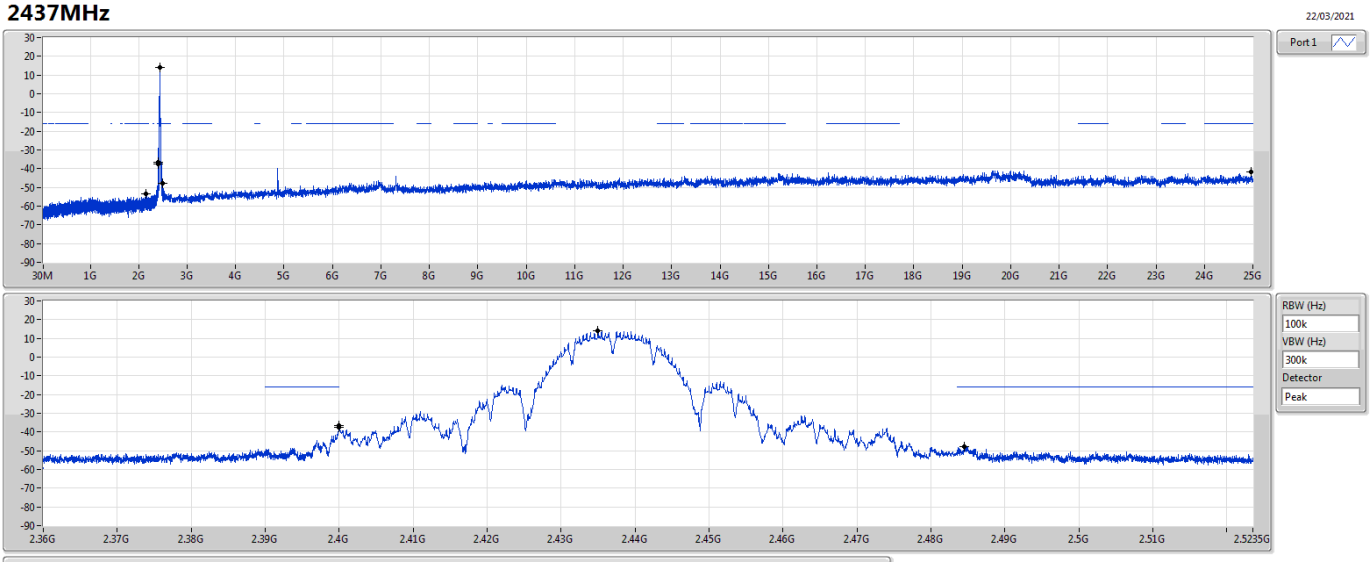

Ref(Hz)	Ref(dBm)	Limit(dBm)	Freq(Hz)	Level(dBm)	Freq(Hz)	Level(dBm)	Freq(Hz)	Level(dBm)	Freq(Hz)	Level(dBm)	Freq(Hz)	Level(dBm)	Port
2.43499G	13.96	-16.04	2.15409G	-53.62	2.39998G	-36.67	2.4G	-37.31	2.4845G	-47.92	24.96629G	-41.65	1

802.11b_Nss1,(1Mbps)_1TX **CSENdB**

2462MHz

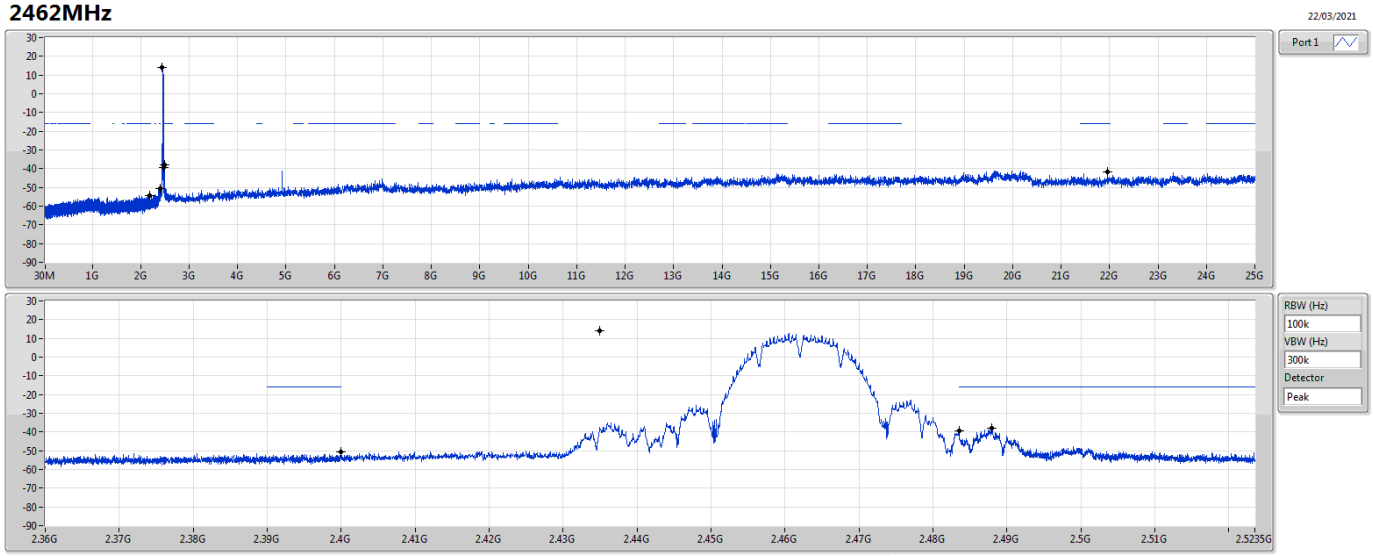

Ref(Hz)	Ref(dBm)	Limit(dBm)	Freq(Hz)	Level(dBm)	Freq(Hz)	Level(dBm)	Freq(Hz)	Level(dBm)	Freq(Hz)	Level(dBm)	Freq(Hz)	Level(dBm)	Port
2.43499G	13.96	-16.04	2.19253G	-54.29	2.4G	-50.47	2.4835G	-39.27	2.48798G	-38.17	21.95724G	-41.50	1

802.11g_Nss1,(6Mbps)_1TX **CSENdB**

2412MHz

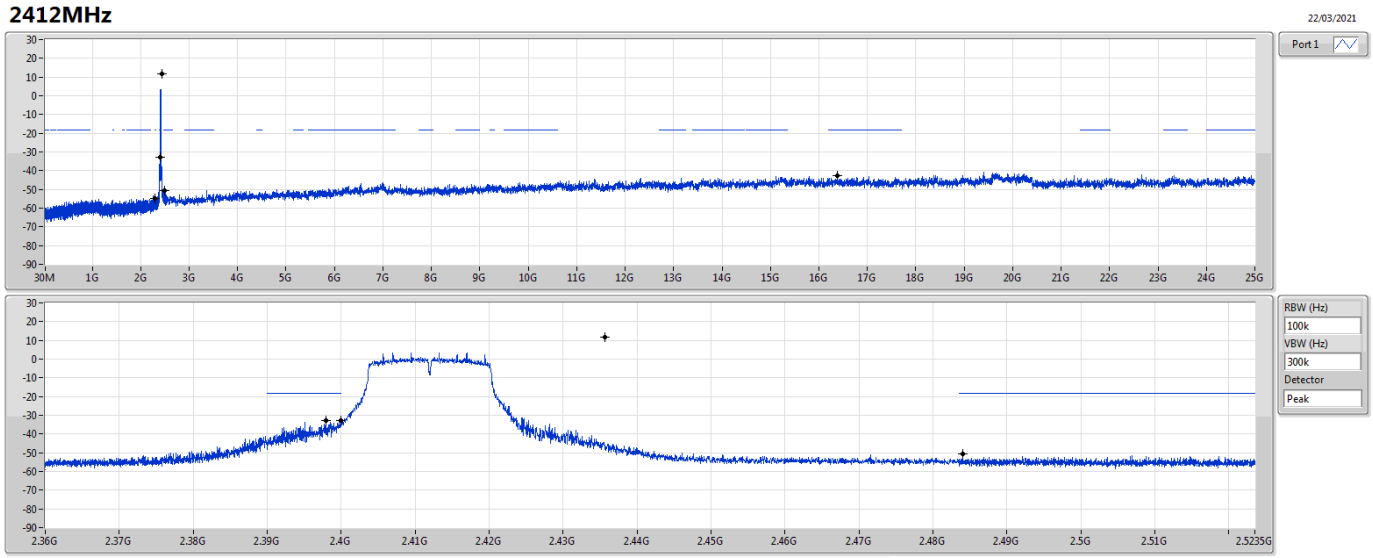

Ref(Hz)	Ref(dBm)	Limit(dBm)	Freq(Hz)	Level(dBm)	Freq(Hz)	Level(dBm)	Freq(Hz)	Level(dBm)	Freq(Hz)	Level(dBm)	Freq(Hz)	Level(dBm)	Port
2.4357G	11.79	-18.21	2.30233G	-54.73	2.3979G	-32.58	2.4G	-32.88	2.48402G	-50.69	16.38307G	-42.65	1

802.11g_Nss1,(6Mbps)_1TX **CSENdB**

2437MHz

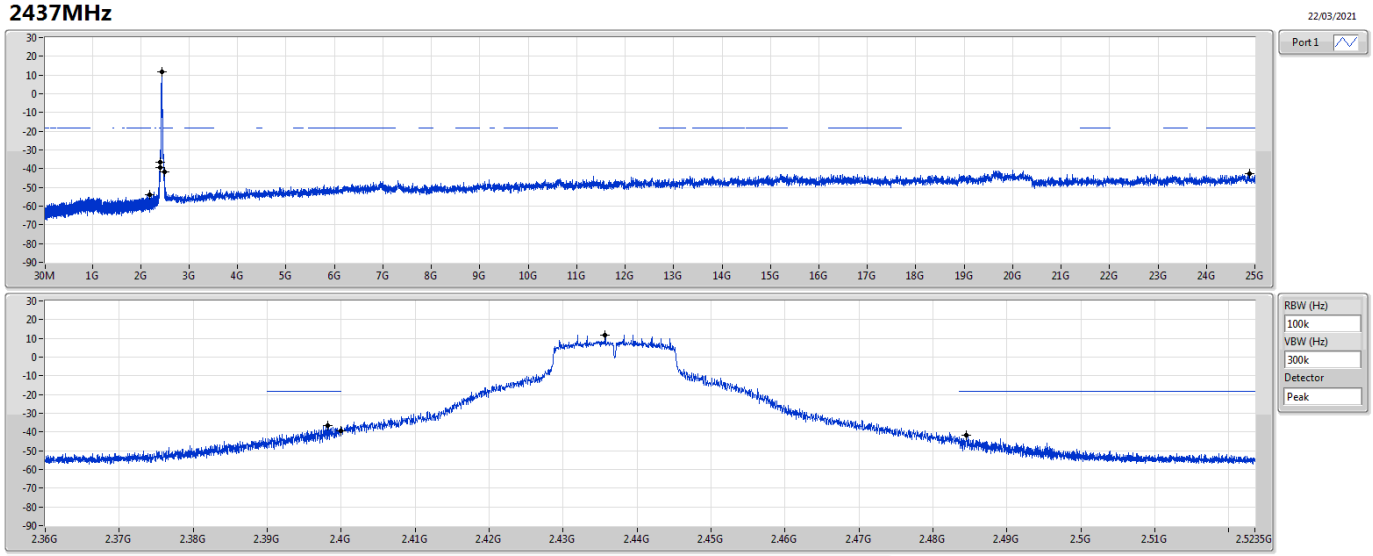

Ref(Hz)	Ref(dBm)	Limit(dBm)	Freq(Hz)	Level(dBm)	Freq(Hz)	Level(dBm)	Freq(Hz)	Level(dBm)	Freq(Hz)	Level(dBm)	Freq(Hz)	Level(dBm)	Port
2.4357G	11.79	-18.21	2.18933G	-54.01	2.39822G	-36.73	2.4G	-39.40	2.48446G	-41.86	24.88481G	-42.81	1

802.11g_Nss1,(6Mbps)_1TX **CSENdB**

2462MHz

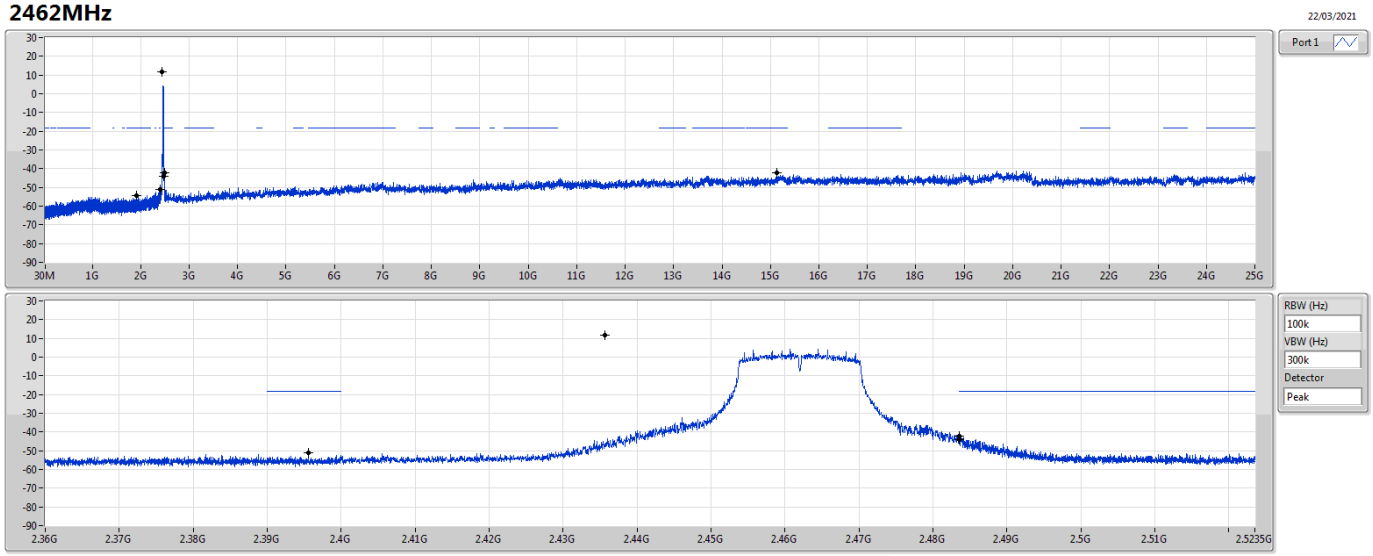

Ref(Hz)	Ref(dBm)	Limit(dBm)	Freq(Hz)	Level(dBm)	Freq(Hz)	Level(dBm)	Freq(Hz)	Level(dBm)	Freq(Hz)	Level(dBm)	Freq(Hz)	Level(dBm)	Port
2.4357G	11.79	-18.21	1.92021G	-54.17	2.39558G	-51.16	2.4835G	-44.27	2.4836G	-42.15	15.13563G	-42.32	1

VHT20_Nss1,(MCS0)_2TX **CSENdB**

2412MHz

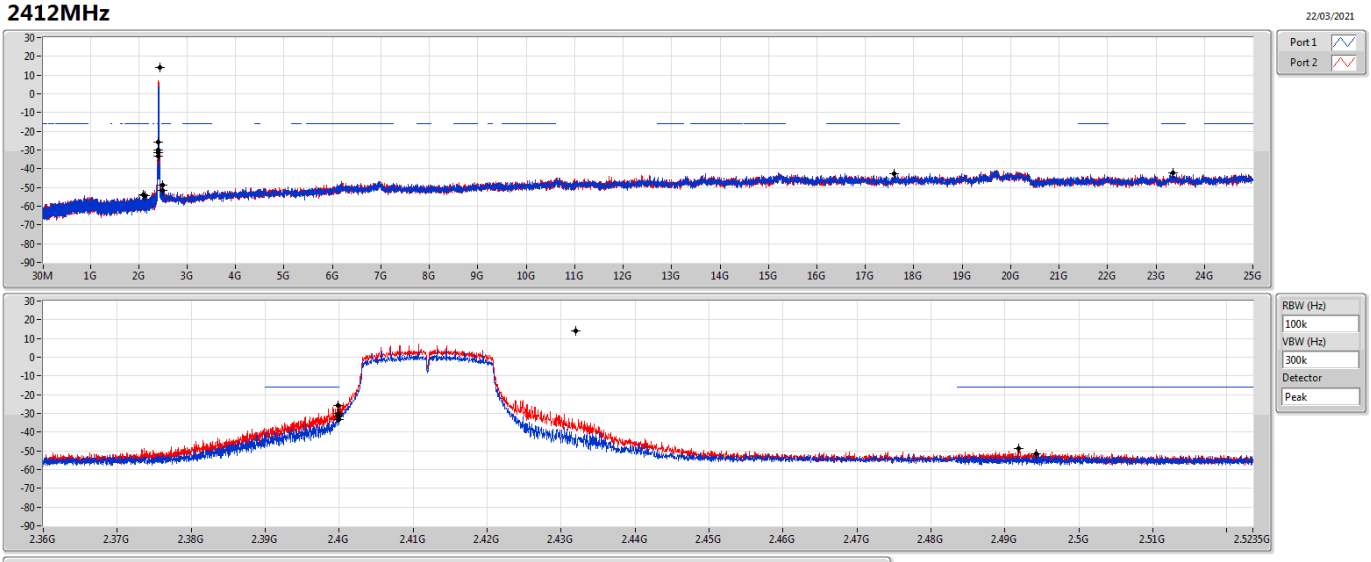

Ref(Hz)	Ref(dBm)	Limit(dBm)	Freq(Hz)	Level(dBm)	Freq(Hz)	Level(dBm)	Freq(Hz)	Level(dBm)	Freq(Hz)	Level(dBm)	Freq(Hz)	Level(dBm)	Port
2.43194G	14.20	-15.80	2.08943G	-53.90	2.39984G	-31.41	2.4G	-33.23	2.49426G	-51.50	23.35922G	-42.31	1
2.43194G	14.20	-15.80	2.12321G	-54.41	2.39984G	-25.72	2.4G	-29.96	2.4919G	-48.69	17.58556G	-42.75	2

VHT20_Nss1,(MCS0)_2TX **CSENdB**

2437MHz

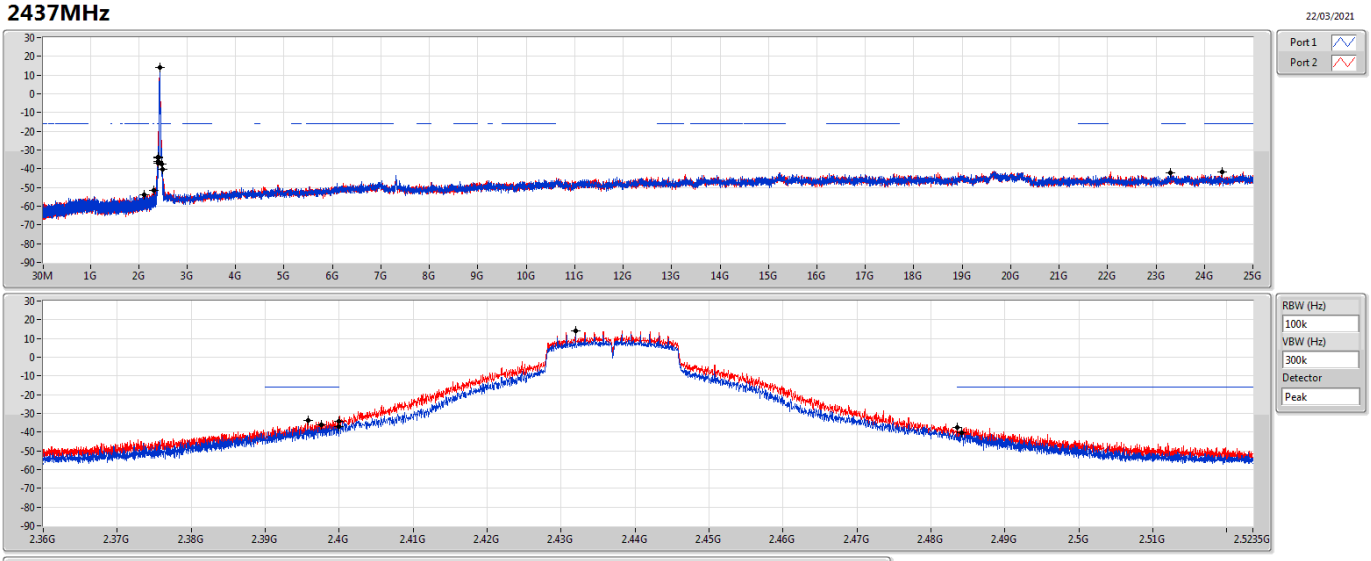

Ref(Hz)	Ref(dBm)	Limit(dBm)	Freq(Hz)	Level(dBm)	Freq(Hz)	Level(dBm)	Freq(Hz)	Level(dBm)	Freq(Hz)	Level(dBm)	Freq(Hz)	Level(dBm)	Port
2.43194G	14.20	-15.80	2.11011G	-53.81	2.39764G	-36.31	2.4G	-37.24	2.48408G	-40.32	23.29179G	-42.29	1
2.43194G	14.20	-15.80	2.30292G	-51.58	2.3958G	-33.71	2.4G	-34.26	2.48352G	-37.64	24.35942G	-41.56	2

VHT20_Nss1,(MCS0)_2TX **CSENdB**

2462MHz

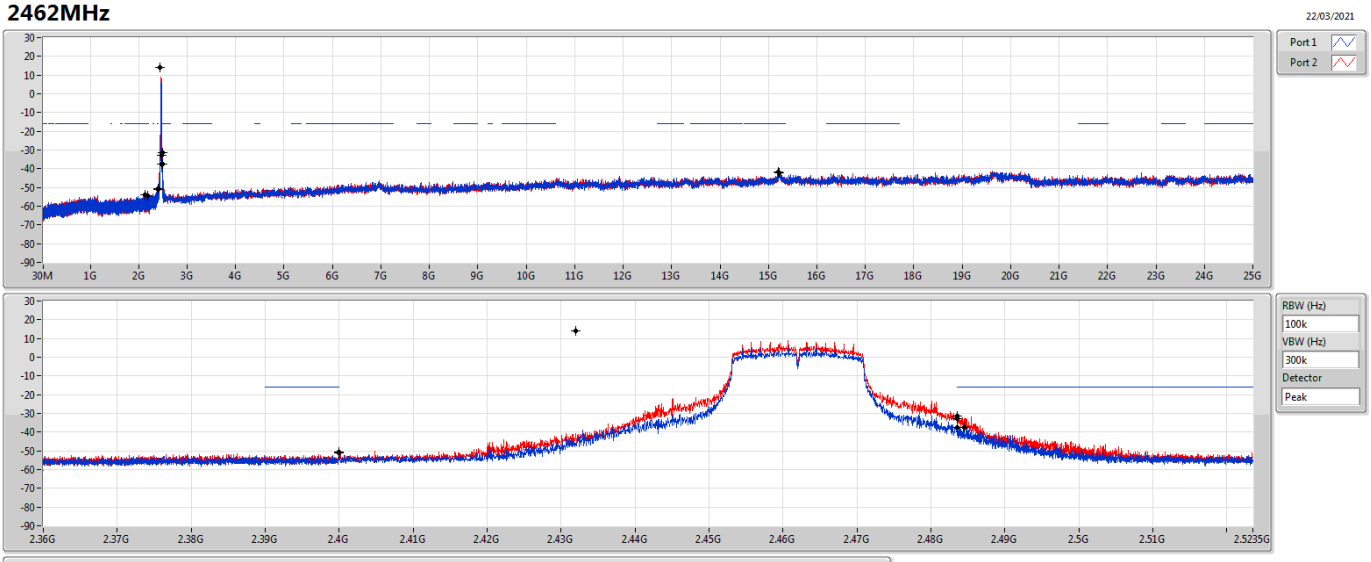

Ref(Hz)	Ref(dBm)	Limit(dBm)	Freq(Hz)	Level(dBm)	Freq(Hz)	Level(dBm)	Freq(Hz)	Level(dBm)	Freq(Hz)	Level(dBm)	Freq(Hz)	Level(dBm)	Port
2.43194G	14.20	-15.80	2.17943G	-54.60	2.39998G	-50.64	2.4835G	-37.54	2.48452G	-37.65	15.20587G	-41.65	1
2.43194G	14.20	-15.80	2.1302G	-54.04	2.39998G	-51.02	2.4835G	-32.58	2.4836G	-31.48	15.22834G	-42.18	2

VHT40_Nss1,(MCS0)_2TX **CSENdB**

2422MHz

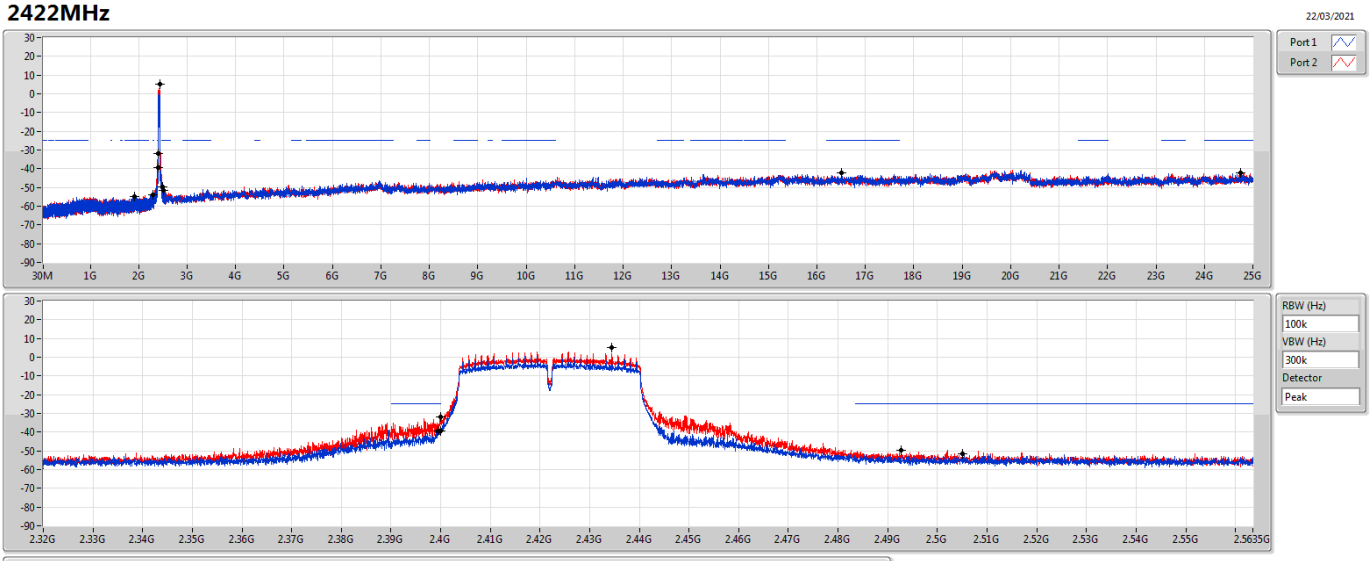

Ref(Hz)	Ref(dBm)	Limit(dBm)	Freq(Hz)	Level(dBm)	Freq(Hz)	Level(dBm)	Freq(Hz)	Level(dBm)	Freq(Hz)	Level(dBm)	Freq(Hz)	Level(dBm)	Port
2.43449G	5.37	-24.63	1.92011G	-54.79	2.39948G	-39.37	2.4G	-39.25	2.50514G	-51.53	24.74759G	-42.03	1
2.43449G	5.37	-24.63	2.30111G	-53.87	2.4G	-32.08	2.4G	-31.70	2.49278G	-49.63	16.50218G	-42.31	2

VHT40_Nss1,(MCS0)_2TX **CSENdB**

2437MHz

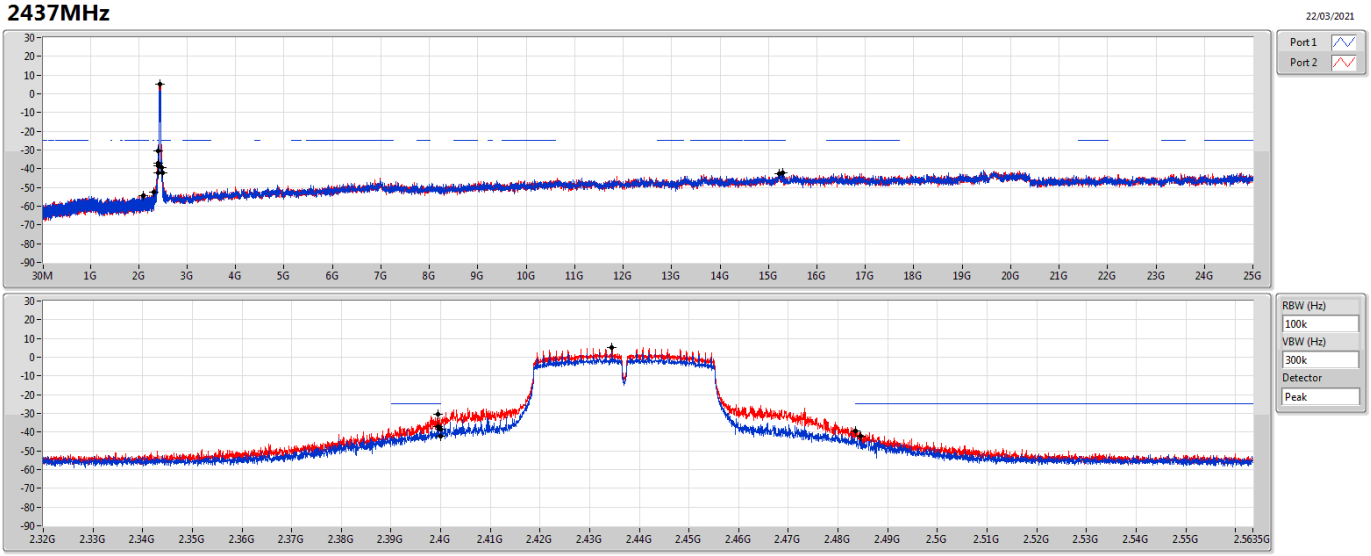

Ref(Hz)	Ref(dBm)	Limit(dBm)	Freq(Hz)	Level(dBm)	Freq(Hz)	Level(dBm)	Freq(Hz)	Level(dBm)	Freq(Hz)	Level(dBm)	Freq(Hz)	Level(dBm)	Port
2.43449G	5.37	-24.63	2.09014G	-54.56	2.39952G	-36.83	2.4G	-42.35	2.4845G	-42.42	15.22049G	-42.53	1
2.43449G	5.37	-24.63	2.3034G	-52.37	2.39948G	-30.50	2.4G	-38.23	2.48354G	-39.23	15.29341G	-42.15	2

VHT40_Nss1,(MCS0)_2TX **CSENdB**

2452MHz

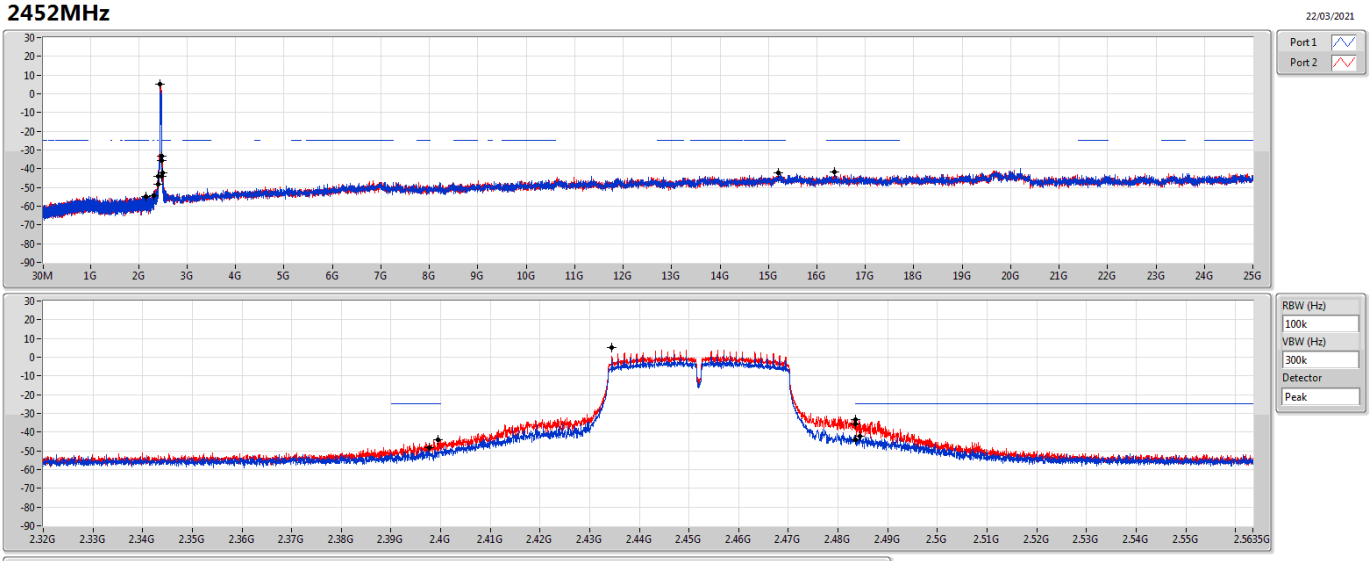

Ref(Hz)	Ref(dBm)	Limit(dBm)	Freq(Hz)	Level(dBm)	Freq(Hz)	Level(dBm)	Freq(Hz)	Level(dBm)	Freq(Hz)	Level(dBm)	Freq(Hz)	Level(dBm)	Port
2.43449G	5.37	-24.63	2.30998G	-54.58	2.39768G	-48.48	2.4835G	-44.08	2.48442G	-42.28	15.20927G	-42.06	1
2.43449G	5.37	-24.63	2.15483G	-54.76	2.39948G	-44.15	2.4835G	-35.42	2.48354G	-33.24	16.35914G	-41.87	2

Summary

Mode	Result	Type	Freq (Hz)	Level (dBuV/m)	Limit (dBuV/m)	Margin (dB)	Dist (m)	Condition	Azimuth (°)	Height (m)	Comments
2.4-2.4835GHz	-	-	-	-	-	-	-	-	-	-	-
VHT40_Nss1,(MCS0)_2TX	Pass	QP	328.76M	41.63	46.00	-4.37	3	Horizontal	115	1.00	-

Result

Mode	Result	Type	Freq (Hz)	Level (dBuV/m)	Limit (dBuV/m)	Margin (dB)	Dist (m)	Condition	Azimuth (°)	Height (m)	Comments
VHT40_Nss1,(MCS0)_2TX	-	-	-	-	-	-	-	-	-	-	-
2437MHz	Pass	PK	55.22M	30.02	40.00	-9.98	3	Vertical	360	1.00	-
2437MHz	Pass	PK	247.28M	28.75	46.00	-17.25	3	Vertical	360	1.00	-
2437MHz	Pass	PK	328.76M	37.54	46.00	-8.46	3	Vertical	360	1.00	-
2437MHz	Pass	PK	400.54M	34.76	46.00	-11.24	3	Vertical	360	1.00	-
2437MHz	Pass	PK	934.04M	37.09	46.00	-8.91	3	Vertical	360	1.00	-
2437MHz	Pass	QP	39.7M	34.09	40.00	-5.91	3	Vertical	18	1.00	-
2437MHz	Pass	PK	39.7M	32.35	40.00	-7.65	3	Horizontal	0	1.00	-
2437MHz	Pass	PK	130.88M	28.68	43.50	-14.82	3	Horizontal	0	1.00	-
2437MHz	Pass	PK	243.4M	35.02	46.00	-10.98	3	Horizontal	0	1.00	-
2437MHz	Pass	PK	404.42M	41.44	46.00	-4.56	3	Horizontal	0	1.00	-
2437MHz	Pass	PK	934.04M	37.99	46.00	-8.01	3	Horizontal	0	1.00	-
2437MHz	Pass	QP	328.76M	41.63	46.00	-4.37	3	Horizontal	115	1.00	-

VHT40_Nss1,(MCS0)_2TX

2437MHz_Adapter

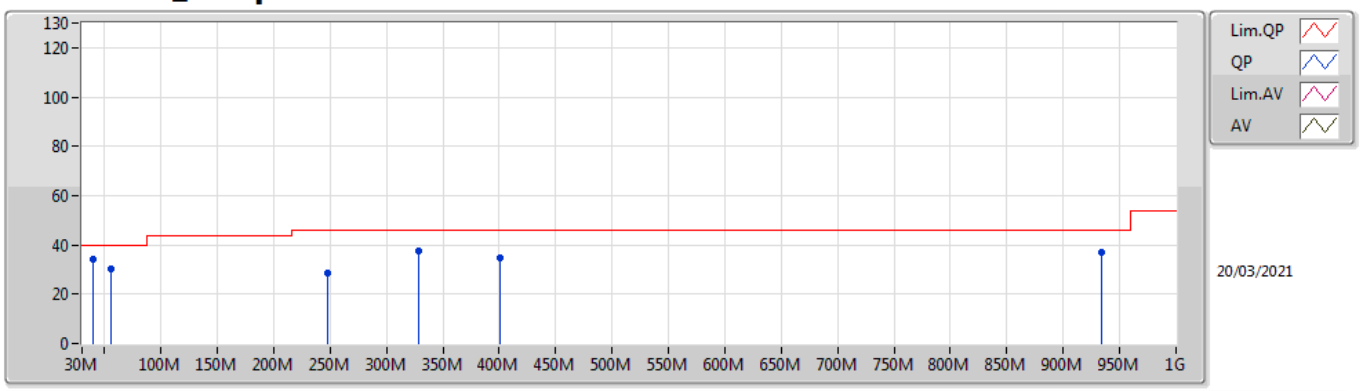

Type	Freq	Level	Limit	Margin	Factor	Dist	Condition	Azimuth	Height	Comment	Raw	AF	CL	PA
	(Hz)	(dBuV/m)	(dBuV/m)	(dB)	(dB)	(m)		(°)	(m)		(dBuV)	(dB)	(dB)	(dB)
PK	55.22M	30.02	40.00	-9.98	-14.68	3	Vertical	360	1.00	-	44.70	12.11	1.00	27.79
PK	247.28M	28.75	46.00	-17.25	-7.44	3	Vertical	360	1.00	-	36.19	17.24	2.38	27.06
PK	328.76M	37.54	46.00	-8.46	-5.65	3	Vertical	360	1.00	-	43.19	18.83	2.72	27.20
PK	400.54M	34.76	46.00	-11.24	-3.65	3	Vertical	360	1.00	-	38.41	21.08	3.00	27.73
PK	934.04M	37.09	46.00	-8.91	3.41	3	Vertical	360	1.00	-	33.68	25.84	4.87	27.30
QP	39.7M	34.09	40.00	-5.91	-8.55	3	Vertical	18	1.00	-	42.64	17.89	0.89	27.33

VHT40_Nss1,(MCS0)_2TX

2437MHz_Adapter

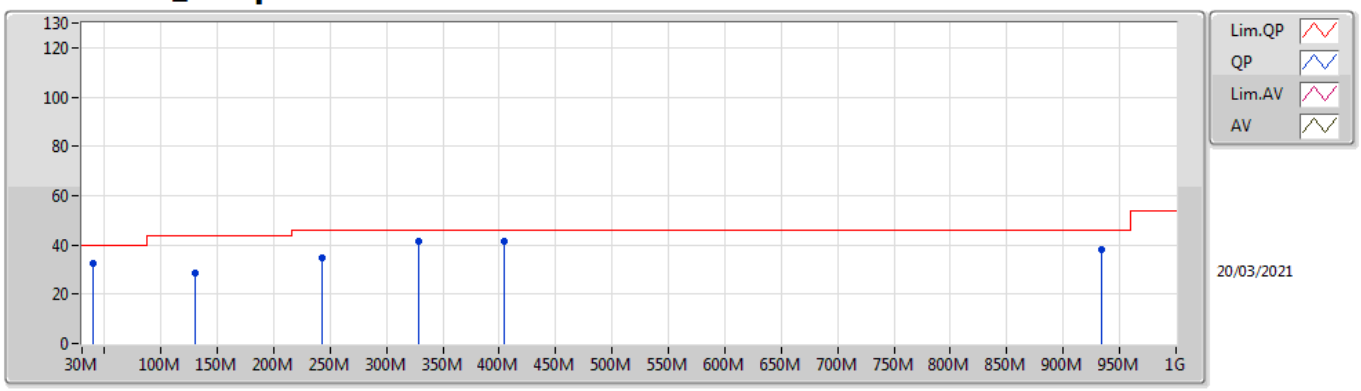

Type	Freq	Level	Limit	Margin	Factor	Dist	Condition	Azimuth	Height	Comment	Raw	AF	CL	PA
	(Hz)	(dBuV/m)	(dBuV/m)	(dB)	(dB)	(m)		(°)	(m)		(dBuV)	(dB)	(dB)	(dB)
PK	39.7M	32.35	40.00	-7.65	-8.55	3	Horizontal	0	1.00	-	40.90	17.89	0.89	27.33
PK	130.88M	28.68	43.50	-14.82	-9.01	3	Horizontal	0	1.00	-	37.69	17.00	1.65	27.66
PK	243.4M	35.02	46.00	-10.98	-7.89	3	Horizontal	0	1.00	-	42.91	16.83	2.36	27.08
PK	404.42M	41.44	46.00	-4.56	-3.46	3	Horizontal	0	1.00	-	44.90	21.28	3.02	27.76
PK	934.04M	37.99	46.00	-8.01	3.41	3	Horizontal	0	1.00	-	34.58	25.84	4.87	27.30
QP	328.76M	41.63	46.00	-4.37	-5.65	3	Horizontal	115	1.00	-	47.28	18.83	2.72	27.20

Summary

Mode	Result	Type	Freq (Hz)	Level (dBuV/m)	Limit (dBuV/m)	Margin (dB)	Dist (m)	Condition	Azimuth (°)	Height (m)	Comments
2.4-2.4835GHz	-	-	-	-	-	-	-	-	-	-	-
802.11b_Nss1,(1Mbps)_1TX	Pass	AV	2.4835G	53.90	54.00	-0.10	3	Horizontal	59	1.01	-
802.11g_Nss1,(6Mbps)_1TX	Pass	AV	2.39G	50.88	54.00	-3.12	3	Vertical	160	1.20	-
VHT20_Nss1,(MCS0)_2TX	Pass	AV	2.4835G	52.32	54.00	-1.68	3	Horizontal	61	2.80	-
VHT40_Nss1,(MCS0)_2TX	Pass	AV	2.4835G	50.60	54.00	-3.40	3	Horizontal	60	2.79	-

Result

Mode	Result	Type	Freq (Hz)	Level (dBuV/m)	Limit (dBuV/m)	Margin (dB)	Dist (m)	Condition	Azimuth (°)	Height (m)	Comments
802.11b_Nss1,(1Mbps)_1TX	-	-	-	-	-	-	-	-	-	-	-
2412MHz	Pass	AV	2.3864G	49.61	54.00	-4.39	3	Vertical	28	1.04	-
2412MHz	Pass	AV	2.4136G	102.64	Inf	-Inf	3	Vertical	28	1.04	-
2412MHz	Pass	PK	2.387G	60.54	74.00	-13.46	3	Vertical	28	1.04	-
2412MHz	Pass	PK	2.413G	106.73	Inf	-Inf	3	Vertical	28	1.04	-
2412MHz	Pass	AV	2.3862G	49.04	54.00	-4.96	3	Horizontal	28	1.04	-
2412MHz	Pass	AV	2.4112G	101.13	Inf	-Inf	3	Horizontal	28	1.04	-
2412MHz	Pass	PK	2.3862G	60.49	74.00	-13.51	3	Horizontal	28	1.04	-
2412MHz	Pass	PK	2.413G	105.11	Inf	-Inf	3	Horizontal	28	1.04	-
2412MHz	Pass	AV	4.82388G	30.27	54.00	-23.73	3	Vertical	28	1.04	-
2412MHz	Pass	PK	4.82408G	43.06	74.00	-30.94	3	Vertical	28	1.04	-
2412MHz	Pass	AV	4.82394G	34.28	54.00	-19.72	3	Horizontal	272	2.76	-
2412MHz	Pass	PK	4.82398G	44.53	74.00	-29.47	3	Horizontal	272	2.76	-
2417MHz	Pass	AV	2.39G	49.20	54.00	-4.80	3	Vertical	160	1.22	-
2417MHz	Pass	AV	2.4186G	102.44	Inf	-Inf	3	Vertical	160	1.22	-
2417MHz	Pass	PK	2.39G	60.61	74.00	-13.39	3	Vertical	160	1.22	-
2417MHz	Pass	PK	2.418G	106.57	Inf	-Inf	3	Vertical	160	1.22	-
2417MHz	Pass	AV	2.39G	48.48	54.00	-5.52	3	Horizontal	55	2.61	-
2417MHz	Pass	AV	2.4186G	102.30	Inf	-Inf	3	Horizontal	55	2.61	-
2417MHz	Pass	PK	2.389G	59.84	74.00	-14.16	3	Horizontal	55	2.61	-
2417MHz	Pass	PK	2.418G	106.42	Inf	-Inf	3	Horizontal	55	2.61	-
2437MHz	Pass	AV	2.3534G	47.41	54.00	-6.59	3	Vertical	28	2.60	-
2437MHz	Pass	AV	2.4354G	105.91	Inf	-Inf	3	Vertical	28	2.60	-
2437MHz	Pass	AV	2.4954G	47.19	54.00	-6.81	3	Vertical	28	2.60	-
2437MHz	Pass	PK	2.3526G	59.64	74.00	-14.36	3	Vertical	28	2.60	-
2437MHz	Pass	PK	2.4362G	109.79	Inf	-Inf	3	Vertical	28	2.60	-
2437MHz	Pass	PK	2.4902G	59.11	74.00	-14.89	3	Vertical	28	2.60	-
2437MHz	Pass	AV	2.3586G	47.19	54.00	-6.81	3	Horizontal	56	2.86	-
2437MHz	Pass	AV	2.4386G	104.44	Inf	-Inf	3	Horizontal	56	2.86	-
2437MHz	Pass	AV	2.4874G	46.94	54.00	-7.06	3	Horizontal	56	2.86	-
2437MHz	Pass	PK	2.3566G	59.14	74.00	-14.86	3	Horizontal	56	2.86	-
2437MHz	Pass	PK	2.4378G	108.41	Inf	-Inf	3	Horizontal	56	2.86	-
2437MHz	Pass	PK	2.4858G	58.39	74.00	-15.61	3	Horizontal	56	2.86	-
2437MHz	Pass	AV	4.874G	35.62	54.00	-18.38	3	Vertical	30	1.01	-
2437MHz	Pass	AV	7.31022G	44.61	54.00	-9.39	3	Vertical	282	1.00	-
2437MHz	Pass	PK	4.87416G	45.39	74.00	-28.61	3	Vertical	30	1.01	-
2437MHz	Pass	PK	7.31124G	54.39	74.00	-19.61	3	Vertical	282	1.00	-
2437MHz	Pass	AV	4.87398G	41.29	54.00	-12.71	3	Horizontal	270	2.66	-
2437MHz	Pass	AV	7.31022G	40.59	54.00	-13.41	3	Horizontal	218	1.04	-
2437MHz	Pass	PK	4.87404G	47.54	74.00	-26.46	3	Horizontal	270	2.66	-
2437MHz	Pass	PK	7.3122G	51.83	74.00	-22.17	3	Horizontal	218	1.04	-
2457MHz	Pass	AV	2.4588G	106.08	Inf	-Inf	3	Vertical	30	2.81	-
2457MHz	Pass	AV	2.4835G	53.64	54.00	-0.36	3	Vertical	30	2.81	-
2457MHz	Pass	PK	2.458G	110.06	Inf	-Inf	3	Vertical	30	2.81	-
2457MHz	Pass	PK	2.4848G	63.10	74.00	-10.90	3	Vertical	30	2.81	-
2457MHz	Pass	AV	2.4588G	106.33	Inf	-Inf	3	Horizontal	59	1.01	-
2457MHz	Pass	AV	2.4835G	53.90	54.00	-0.10	3	Horizontal	59	1.01	-
2457MHz	Pass	PK	2.458G	110.25	Inf	-Inf	3	Horizontal	59	1.01	-
2457MHz	Pass	PK	2.485G	61.95	74.00	-12.05	3	Horizontal	59	1.01	-
2462MHz	Pass	AV	2.4638G	104.22	Inf	-Inf	3	Vertical	177	1.97	-
2462MHz	Pass	AV	2.4878G	50.75	54.00	-3.25	3	Vertical	177	1.97	-
2462MHz	Pass	PK	2.463G	108.20	Inf	-Inf	3	Vertical	177	1.97	-
2462MHz	Pass	PK	2.4876G	61.13	74.00	-12.87	3	Vertical	177	1.97	-
2462MHz	Pass	AV	2.4638G	105.06	Inf	-Inf	3	Horizontal	60	1.00	-
2462MHz	Pass	AV	2.4878G	52.17	54.00	-1.83	3	Horizontal	60	1.00	-
2462MHz	Pass	PK	2.463G	109.14	Inf	-Inf	3	Horizontal	60	1.00	-
2462MHz	Pass	PK	2.4882G	61.98	74.00	-12.02	3	Horizontal	60	1.00	-
2462MHz	Pass	AV	4.92394G	30.95	54.00	-23.05	3	Vertical	124	1.05	-
2462MHz	Pass	AV	7.38514G	40.74	54.00	-13.26	3	Vertical	76	1.27	-
2462MHz	Pass	PK	4.92712G	43.89	74.00	-30.11	3	Vertical	124	1.05	-
2462MHz	Pass	PK	7.38688G	52.70	74.00	-21.30	3	Vertical	76	1.27	-

Mode	Result	Type	Freq (Hz)	Level (dBuV/m)	Limit (dBuV/m)	Margin (dB)	Dist (m)	Condition	Azimuth (°)	Height (m)	Comments
2462MHz	Pass	AV	4.92396G	32.78	54.00	-21.22	3	Horizontal	270	2.98	-
2462MHz	Pass	AV	7.3852G	40.46	54.00	-13.54	3	Horizontal	204	2.33	-
2462MHz	Pass	PK	4.92414G	43.62	74.00	-30.38	3	Horizontal	270	2.98	-
2462MHz	Pass	PK	7.38494G	51.83	74.00	-22.17	3	Horizontal	204	2.33	-
802.11g_Nss1,(6Mbps)_1TX	-	-	-	-	-	-	-	-	-	-	-
2412MHz	Pass	AV	2.39G	48.75	54.00	-5.25	3	Vertical	158	1.05	-
2412MHz	Pass	AV	2.4132G	93.50	Inf	-Inf	3	Vertical	158	1.05	-
2412MHz	Pass	PK	2.39G	60.93	74.00	-13.07	3	Vertical	158	1.05	-
2412MHz	Pass	PK	2.4102G	103.07	Inf	-Inf	3	Vertical	158	1.05	-
2412MHz	Pass	AV	2.39G	48.30	54.00	-5.70	3	Horizontal	55	2.92	-
2412MHz	Pass	AV	2.4134G	92.18	Inf	-Inf	3	Horizontal	55	2.92	-
2412MHz	Pass	PK	2.39G	60.43	74.00	-13.57	3	Horizontal	55	2.92	-
2412MHz	Pass	PK	2.4102G	101.83	Inf	-Inf	3	Horizontal	55	2.92	-
2412MHz	Pass	AV	4.8296G	30.18	54.00	-23.82	3	Vertical	20	2.05	-
2412MHz	Pass	PK	4.82864G	43.00	74.00	-31.00	3	Vertical	20	2.05	-
2412MHz	Pass	AV	4.81444G	29.84	54.00	-24.16	3	Horizontal	115	1.92	-
2412MHz	Pass	PK	4.82344G	43.29	74.00	-30.71	3	Horizontal	115	1.92	-
2417MHz	Pass	AV	2.39G	50.88	54.00	-3.12	3	Vertical	160	1.20	-
2417MHz	Pass	AV	2.4188G	97.92	Inf	-Inf	3	Vertical	160	1.20	-
2417MHz	Pass	PK	2.3898G	64.85	74.00	-9.15	3	Vertical	160	1.20	-
2417MHz	Pass	PK	2.4202G	107.78	Inf	-Inf	3	Vertical	160	1.20	-
2417MHz	Pass	AV	2.39G	50.17	54.00	-3.83	3	Horizontal	54	2.62	-
2417MHz	Pass	AV	2.419G	97.97	Inf	-Inf	3	Horizontal	54	2.62	-
2417MHz	Pass	PK	2.3888G	64.39	74.00	-9.61	3	Horizontal	54	2.62	-
2417MHz	Pass	PK	2.4202G	107.81	Inf	-Inf	3	Horizontal	54	2.62	-
2437MHz	Pass	AV	2.3894G	47.78	54.00	-6.22	3	Vertical	29	2.60	-
2437MHz	Pass	AV	2.4358G	101.81	Inf	-Inf	3	Vertical	29	2.60	-
2437MHz	Pass	AV	2.4835G	48.09	54.00	-5.91	3	Vertical	29	2.60	-
2437MHz	Pass	PK	2.3882G	60.14	74.00	-13.86	3	Vertical	29	2.60	-
2437MHz	Pass	PK	2.4358G	111.90	Inf	-Inf	3	Vertical	29	2.60	-
2437MHz	Pass	PK	2.4846G	60.79	74.00	-13.21	3	Vertical	29	2.60	-
2437MHz	Pass	AV	2.3542G	47.61	54.00	-6.39	3	Horizontal	58	1.14	-
2437MHz	Pass	AV	2.4382G	101.02	Inf	-Inf	3	Horizontal	58	1.14	-
2437MHz	Pass	AV	2.4835G	48.22	54.00	-5.78	3	Horizontal	58	1.14	-
2437MHz	Pass	PK	2.3886G	59.36	74.00	-14.64	3	Horizontal	58	1.14	-
2437MHz	Pass	PK	2.439G	110.28	Inf	-Inf	3	Horizontal	58	1.14	-
2437MHz	Pass	PK	2.4835G	60.66	74.00	-13.34	3	Horizontal	58	1.14	-
2437MHz	Pass	AV	4.88044G	31.46	54.00	-22.54	3	Vertical	300	1.48	-
2437MHz	Pass	AV	7.31332G	37.69	54.00	-16.31	3	Vertical	162	1.51	-
2437MHz	Pass	PK	4.87696G	44.65	74.00	-29.35	3	Vertical	300	1.48	-
2437MHz	Pass	PK	7.30724G	51.30	74.00	-22.70	3	Vertical	162	1.51	-
2437MHz	Pass	AV	4.87392G	31.69	54.00	-22.31	3	Horizontal	272	2.43	-
2437MHz	Pass	AV	7.3095G	37.79	54.00	-16.21	3	Horizontal	150	1.19	-
2437MHz	Pass	PK	4.872G	45.09	74.00	-28.91	3	Horizontal	272	2.43	-
2437MHz	Pass	PK	7.3143G	50.77	74.00	-23.23	3	Horizontal	150	1.19	-
2457MHz	Pass	AV	2.4558G	97.93	Inf	-Inf	3	Vertical	192	1.98	-
2457MHz	Pass	AV	2.4835G	49.67	54.00	-4.33	3	Vertical	192	1.98	-
2457MHz	Pass	PK	2.4552G	107.56	Inf	-Inf	3	Vertical	192	1.98	-
2457MHz	Pass	PK	2.4852G	62.51	74.00	-11.49	3	Vertical	192	1.98	-
2457MHz	Pass	AV	2.4586G	98.71	Inf	-Inf	3	Horizontal	59	1.01	-
2457MHz	Pass	AV	2.4835G	50.50	54.00	-3.50	3	Horizontal	59	1.01	-
2457MHz	Pass	PK	2.4594G	108.46	Inf	-Inf	3	Horizontal	59	1.01	-
2457MHz	Pass	PK	2.4852G	64.44	74.00	-9.56	3	Horizontal	59	1.01	-
2462MHz	Pass	AV	2.4638G	95.08	Inf	-Inf	3	Vertical	179	1.97	-
2462MHz	Pass	AV	2.4835G	49.39	54.00	-4.61	3	Vertical	179	1.97	-
2462MHz	Pass	PK	2.4632G	104.95	Inf	-Inf	3	Vertical	179	1.97	-
2462MHz	Pass	PK	2.4835G	63.07	74.00	-10.93	3	Vertical	179	1.97	-
2462MHz	Pass	AV	2.4606G	95.68	Inf	-Inf	3	Horizontal	59	1.02	-
2462MHz	Pass	AV	2.4835G	49.78	54.00	-4.22	3	Horizontal	59	1.02	-
2462MHz	Pass	PK	2.4632G	105.48	Inf	-Inf	3	Horizontal	59	1.02	-
2462MHz	Pass	PK	2.4835G	62.70	74.00	-11.30	3	Horizontal	59	1.02	-
2462MHz	Pass	AV	4.92874G	30.41	54.00	-23.59	3	Vertical	22	2.88	-

Mode	Result	Type	Freq (Hz)	Level (dBuV/m)	Limit (dBuV/m)	Margin (dB)	Dist (m)	Condition	Azimuth (°)	Height (m)	Comments
2462MHz	Pass	AV	7.39602G	36.85	54.00	-17.15	3	Vertical	91	1.55	-
2462MHz	Pass	PK	4.92284G	43.32	74.00	-30.68	3	Vertical	22	2.88	-
2462MHz	Pass	PK	7.38228G	49.66	74.00	-24.34	3	Vertical	91	1.55	-
2462MHz	Pass	AV	4.91134G	30.42	54.00	-23.58	3	Horizontal	53	1.09	-
2462MHz	Pass	AV	7.40016G	37.08	54.00	-16.92	3	Horizontal	343	1.82	-
2462MHz	Pass	PK	4.90996G	43.82	74.00	-30.18	3	Horizontal	53	1.09	-
2462MHz	Pass	PK	7.40022G	50.24	74.00	-23.76	3	Horizontal	343	1.82	-
VHT20_Nss1,(MCS0)_2TX	-	-	-	-	-	-	-	-	-	-	-
2412MHz	Pass	AV	2.39G	48.98	54.00	-5.02	3	Vertical	177	1.21	-
2412MHz	Pass	AV	2.4132G	96.15	Inf	-Inf	3	Vertical	177	1.21	-
2412MHz	Pass	PK	2.3894G	62.90	74.00	-11.10	3	Vertical	177	1.21	-
2412MHz	Pass	PK	2.4168G	106.19	Inf	-Inf	3	Vertical	177	1.21	-
2412MHz	Pass	AV	2.3898G	48.23	54.00	-5.77	3	Horizontal	58	2.90	-
2412MHz	Pass	AV	2.4142G	93.58	Inf	-Inf	3	Horizontal	58	2.90	-
2412MHz	Pass	PK	2.3772G	60.32	74.00	-13.68	3	Horizontal	58	2.90	-
2412MHz	Pass	PK	2.4168G	103.26	Inf	-Inf	3	Horizontal	58	2.90	-
2412MHz	Pass	AV	4.82682G	30.55	54.00	-23.45	3	Vertical	30	1.22	-
2412MHz	Pass	PK	4.82628G	43.94	74.00	-30.06	3	Vertical	30	1.22	-
2412MHz	Pass	AV	4.82526G	32.23	54.00	-21.77	3	Horizontal	107	3.00	-
2412MHz	Pass	PK	4.82502G	45.32	74.00	-28.68	3	Horizontal	107	3.00	-
2417MHz	Pass	AV	2.3898G	50.27	54.00	-3.73	3	Vertical	159	2.85	-
2417MHz	Pass	AV	2.4154G	100.19	Inf	-Inf	3	Vertical	159	2.85	-
2417MHz	Pass	PK	2.3898G	64.41	74.00	-9.59	3	Vertical	159	2.85	-
2417MHz	Pass	PK	2.4194G	109.63	Inf	-Inf	3	Vertical	159	2.85	-
2417MHz	Pass	AV	2.39G	49.39	54.00	-4.61	3	Horizontal	56	2.90	-
2417MHz	Pass	AV	2.4156G	98.32	Inf	-Inf	3	Horizontal	56	2.90	-
2417MHz	Pass	PK	2.3894G	61.87	74.00	-12.13	3	Horizontal	56	2.90	-
2417MHz	Pass	PK	2.4144G	107.91	Inf	-Inf	3	Horizontal	56	2.90	-
2437MHz	Pass	AV	2.3898G	48.38	54.00	-5.62	3	Vertical	159	2.78	-
2437MHz	Pass	AV	2.4398G	105.70	Inf	-Inf	3	Vertical	159	2.78	-
2437MHz	Pass	AV	2.4835G	49.56	54.00	-4.44	3	Vertical	159	2.78	-
2437MHz	Pass	PK	2.3818G	59.54	74.00	-14.46	3	Vertical	159	2.78	-
2437MHz	Pass	PK	2.4394G	114.53	Inf	-Inf	3	Vertical	159	2.78	-
2437MHz	Pass	PK	2.485G	64.43	74.00	-9.57	3	Vertical	159	2.78	-
2437MHz	Pass	AV	2.3898G	47.68	54.00	-6.32	3	Horizontal	59	2.86	-
2437MHz	Pass	AV	2.4358G	102.95	Inf	-Inf	3	Horizontal	59	2.86	-
2437MHz	Pass	AV	2.4835G	48.68	54.00	-5.32	3	Horizontal	59	2.86	-
2437MHz	Pass	PK	2.3414G	58.73	74.00	-15.27	3	Horizontal	59	2.86	-
2437MHz	Pass	PK	2.439G	112.06	Inf	-Inf	3	Horizontal	59	2.86	-
2437MHz	Pass	PK	2.4835G	60.82	74.00	-13.18	3	Horizontal	59	2.86	-
2437MHz	Pass	AV	4.8746G	34.14	54.00	-19.86	3	Vertical	30	1.06	-
2437MHz	Pass	AV	7.30902G	39.69	54.00	-14.31	3	Vertical	80	1.16	-
2437MHz	Pass	PK	4.8776G	47.89	74.00	-26.11	3	Vertical	30	1.06	-
2437MHz	Pass	PK	7.3083G	52.26	74.00	-21.74	3	Vertical	80	1.16	-
2437MHz	Pass	AV	4.87376G	35.28	54.00	-18.72	3	Horizontal	95	2.80	-
2437MHz	Pass	AV	7.30944G	38.91	54.00	-15.09	3	Horizontal	205	2.27	-
2437MHz	Pass	PK	4.87754G	48.72	74.00	-25.28	3	Horizontal	95	2.80	-
2437MHz	Pass	PK	7.30506G	51.65	74.00	-22.35	3	Horizontal	205	2.27	-
2457MHz	Pass	AV	2.4592G	101.91	Inf	-Inf	3	Vertical	178	1.97	-
2457MHz	Pass	AV	2.4835G	51.94	54.00	-2.06	3	Vertical	178	1.97	-
2457MHz	Pass	PK	2.4582G	110.92	Inf	-Inf	3	Vertical	178	1.97	-
2457MHz	Pass	PK	2.488G	64.64	74.00	-9.36	3	Vertical	178	1.97	-
2457MHz	Pass	AV	2.4598G	100.62	Inf	-Inf	3	Horizontal	61	2.80	-
2457MHz	Pass	AV	2.4835G	52.32	54.00	-1.68	3	Horizontal	61	2.80	-
2457MHz	Pass	PK	2.4562G	110.03	Inf	-Inf	3	Horizontal	61	2.80	-
2457MHz	Pass	PK	2.4866G	66.86	74.00	-7.14	3	Horizontal	61	2.80	-
2462MHz	Pass	AV	2.461G	99.65	Inf	-Inf	3	Vertical	177	1.98	-
2462MHz	Pass	AV	2.4835G	51.84	54.00	-2.16	3	Vertical	177	1.98	-
2462MHz	Pass	PK	2.464G	109.38	Inf	-Inf	3	Vertical	177	1.98	-
2462MHz	Pass	PK	2.4838G	64.01	74.00	-9.99	3	Vertical	177	1.98	-
2462MHz	Pass	AV	2.4644G	98.24	Inf	-Inf	3	Horizontal	60	2.80	-
2462MHz	Pass	AV	2.4835G	52.25	54.00	-1.75	3	Horizontal	60	2.80	-

Mode	Result	Type	Freq (Hz)	Level (dBuV/m)	Limit (dBuV/m)	Margin (dB)	Dist (m)	Condition	Azimuth (°)	Height (m)	Comments
2462MHz	Pass	PK	2.4642G	108.01	Inf	-Inf	3	Horizontal	60	2.80	-
2462MHz	Pass	PK	2.4852G	65.18	74.00	-8.82	3	Horizontal	60	2.80	-
2462MHz	Pass	AV	4.92424G	32.31	54.00	-21.69	3	Vertical	354	1.00	-
2462MHz	Pass	AV	7.38876G	37.55	54.00	-16.45	3	Vertical	282	1.00	-
2462MHz	Pass	PK	4.92412G	45.87	74.00	-28.13	3	Vertical	354	1.00	-
2462MHz	Pass	PK	7.3839G	51.44	74.00	-22.56	3	Vertical	282	1.00	-
2462MHz	Pass	AV	4.92412G	32.35	54.00	-21.65	3	Horizontal	100	1.00	-
2462MHz	Pass	AV	7.3857G	37.08	54.00	-16.92	3	Horizontal	303	2.93	-
2462MHz	Pass	PK	4.92304G	45.05	74.00	-28.95	3	Horizontal	100	1.00	-
2462MHz	Pass	PK	7.3884G	50.18	74.00	-23.82	3	Horizontal	303	2.93	-
VHT40_Nss1,(MCS0)_2TX	-	-	-	-	-	-	-	-	-	-	-
2422MHz	Pass	AV	2.3884G	48.70	54.00	-5.30	3	Vertical	154	2.84	-
2422MHz	Pass	AV	2.4236G	92.53	Inf	-Inf	3	Vertical	154	2.84	-
2422MHz	Pass	AV	2.4884G	47.79	54.00	-6.21	3	Vertical	154	2.84	-
2422MHz	Pass	PK	2.3896G	61.84	74.00	-12.16	3	Vertical	154	2.84	-
2422MHz	Pass	PK	2.4156G	101.60	Inf	-Inf	3	Vertical	154	2.84	-
2422MHz	Pass	PK	2.4896G	58.97	74.00	-15.03	3	Vertical	154	2.84	-
2422MHz	Pass	AV	2.3888G	48.21	54.00	-5.79	3	Horizontal	58	2.88	-
2422MHz	Pass	AV	2.4152G	89.33	Inf	-Inf	3	Horizontal	58	2.88	-
2422MHz	Pass	AV	2.4848G	47.54	54.00	-6.46	3	Horizontal	58	2.88	-
2422MHz	Pass	PK	2.3256G	59.59	74.00	-14.41	3	Horizontal	58	2.88	-
2422MHz	Pass	PK	2.4152G	98.48	Inf	-Inf	3	Horizontal	58	2.88	-
2422MHz	Pass	PK	2.4924G	59.17	74.00	-14.83	3	Horizontal	58	2.88	-
2422MHz	Pass	AV	4.84232G	32.13	54.00	-21.87	3	Vertical	18	1.77	-
2422MHz	Pass	PK	4.86144G	43.98	74.00	-30.02	3	Vertical	18	1.77	-
2422MHz	Pass	AV	4.86G	31.92	54.00	-22.08	3	Horizontal	8	2.35	-
2422MHz	Pass	PK	4.85352G	44.14	74.00	-29.86	3	Horizontal	8	2.35	-
2427MHz	Pass	AV	2.3874G	49.54	54.00	-4.46	3	Vertical	27	2.55	-
2427MHz	Pass	AV	2.4306G	94.15	Inf	-Inf	3	Vertical	27	2.55	-
2427MHz	Pass	AV	2.4854G	47.73	54.00	-6.27	3	Vertical	27	2.55	-
2427MHz	Pass	PK	2.3898G	61.11	74.00	-12.89	3	Vertical	27	2.55	-
2427MHz	Pass	PK	2.431G	103.98	Inf	-Inf	3	Vertical	27	2.55	-
2427MHz	Pass	PK	2.4982G	58.71	74.00	-15.29	3	Vertical	27	2.55	-
2427MHz	Pass	AV	2.389G	48.31	54.00	-5.69	3	Horizontal	58	2.83	-
2427MHz	Pass	AV	2.4306G	92.06	Inf	-Inf	3	Horizontal	58	2.83	-
2427MHz	Pass	AV	2.4862G	48.13	54.00	-5.87	3	Horizontal	58	2.83	-
2427MHz	Pass	PK	2.387G	59.23	74.00	-14.77	3	Horizontal	58	2.83	-
2427MHz	Pass	PK	2.4314G	101.91	Inf	-Inf	3	Horizontal	58	2.83	-
2427MHz	Pass	PK	2.4842G	59.29	74.00	-14.71	3	Horizontal	58	2.83	-
2437MHz	Pass	AV	2.3898G	48.86	54.00	-5.14	3	Vertical	160	2.79	-
2437MHz	Pass	AV	2.439G	96.71	Inf	-Inf	3	Vertical	160	2.79	-
2437MHz	Pass	AV	2.4835G	49.94	54.00	-4.06	3	Vertical	160	2.79	-
2437MHz	Pass	PK	2.3878G	60.78	74.00	-13.22	3	Vertical	160	2.79	-
2437MHz	Pass	PK	2.4422G	106.29	Inf	-Inf	3	Vertical	160	2.79	-
2437MHz	Pass	PK	2.4838G	63.08	74.00	-10.92	3	Vertical	160	2.79	-
2437MHz	Pass	AV	2.389G	48.13	54.00	-5.87	3	Horizontal	58	2.84	-
2437MHz	Pass	AV	2.439G	94.04	Inf	-Inf	3	Horizontal	58	2.84	-
2437MHz	Pass	AV	2.4842G	49.21	54.00	-4.79	3	Horizontal	58	2.84	-
2437MHz	Pass	PK	2.3874G	60.56	74.00	-13.44	3	Horizontal	58	2.84	-
2437MHz	Pass	PK	2.4314G	103.69	Inf	-Inf	3	Horizontal	58	2.84	-
2437MHz	Pass	PK	2.4838G	62.10	74.00	-11.90	3	Horizontal	58	2.84	-
2437MHz	Pass	AV	4.88592G	32.52	54.00	-21.48	3	Vertical	249	1.10	-
2437MHz	Pass	AV	7.30204G	38.48	54.00	-15.52	3	Vertical	11	2.04	-
2437MHz	Pass	PK	4.8876G	44.86	74.00	-29.14	3	Vertical	249	1.10	-
2437MHz	Pass	PK	7.29588G	50.68	74.00	-23.32	3	Vertical	11	2.04	-
2437MHz	Pass	AV	4.88832G	32.09	54.00	-21.91	3	Horizontal	134	2.12	-
2437MHz	Pass	AV	7.293G	38.44	54.00	-15.56	3	Horizontal	198	1.39	-
2437MHz	Pass	PK	4.87848G	44.58	74.00	-29.42	3	Horizontal	134	2.12	-
2437MHz	Pass	PK	7.29684G	51.11	74.00	-22.89	3	Horizontal	198	1.39	-
2447MHz	Pass	AV	2.359G	48.03	54.00	-5.97	3	Vertical	177	1.32	-
2447MHz	Pass	AV	2.453G	94.99	Inf	-Inf	3	Vertical	177	1.32	-
2447MHz	Pass	AV	2.485G	49.41	54.00	-4.59	3	Vertical	177	1.32	-

Mode	Result	Type	Freq (Hz)	Level (dBuV/m)	Limit (dBuV/m)	Margin (dB)	Dist (m)	Condition	Azimuth (°)	Height (m)	Comments
2447MHz	Pass	PK	2.3722G	58.21	74.00	-15.79	3	Vertical	177	1.32	-
2447MHz	Pass	PK	2.4526G	103.64	Inf	-Inf	3	Vertical	177	1.32	-
2447MHz	Pass	PK	2.4858G	61.77	74.00	-12.23	3	Vertical	177	1.32	-
2447MHz	Pass	AV	2.355G	48.00	54.00	-6.00	3	Horizontal	60	2.79	-
2447MHz	Pass	AV	2.4526G	93.62	Inf	-Inf	3	Horizontal	60	2.79	-
2447MHz	Pass	AV	2.4835G	50.60	54.00	-3.40	3	Horizontal	60	2.79	-
2447MHz	Pass	PK	2.3634G	58.67	74.00	-15.33	3	Horizontal	60	2.79	-
2447MHz	Pass	PK	2.455G	102.85	Inf	-Inf	3	Horizontal	60	2.79	-
2447MHz	Pass	PK	2.4838G	63.22	74.00	-10.78	3	Horizontal	60	2.79	-
2452MHz	Pass	AV	2.3644G	47.89	54.00	-6.11	3	Vertical	295	1.13	-
2452MHz	Pass	AV	2.4508G	93.86	Inf	-Inf	3	Vertical	295	1.13	-
2452MHz	Pass	AV	2.484G	49.26	54.00	-4.74	3	Vertical	295	1.13	-
2452MHz	Pass	PK	2.3816G	58.13	74.00	-15.87	3	Vertical	295	1.13	-
2452MHz	Pass	PK	2.4544G	102.47	Inf	-Inf	3	Vertical	295	1.13	-
2452MHz	Pass	PK	2.4852G	63.60	74.00	-10.40	3	Vertical	295	1.13	-
2452MHz	Pass	AV	2.3604G	47.86	54.00	-6.14	3	Horizontal	62	2.79	-
2452MHz	Pass	AV	2.4552G	93.21	Inf	-Inf	3	Horizontal	62	2.79	-
2452MHz	Pass	AV	2.484G	50.57	54.00	-3.43	3	Horizontal	62	2.79	-
2452MHz	Pass	PK	2.36G	58.62	74.00	-15.38	3	Horizontal	62	2.79	-
2452MHz	Pass	PK	2.4624G	101.93	Inf	-Inf	3	Horizontal	62	2.79	-
2452MHz	Pass	PK	2.4848G	65.72	74.00	-8.28	3	Horizontal	62	2.79	-
2452MHz	Pass	AV	4.90544G	31.48	54.00	-22.52	3	Vertical	360	1.00	-
2452MHz	Pass	AV	7.37472G	37.68	54.00	-16.32	3	Vertical	233	1.53	-
2452MHz	Pass	PK	4.91264G	44.65	74.00	-29.35	3	Vertical	360	1.00	-
2452MHz	Pass	PK	7.3692G	49.99	74.00	-24.01	3	Vertical	233	1.53	-
2452MHz	Pass	AV	4.912G	32.07	54.00	-21.93	3	Horizontal	123	1.66	-
2452MHz	Pass	AV	7.37288G	38.47	54.00	-15.53	3	Horizontal	337	1.70	-
2452MHz	Pass	PK	4.9092G	44.52	74.00	-29.48	3	Horizontal	123	1.66	-
2452MHz	Pass	PK	7.34304G	49.98	74.00	-24.02	3	Horizontal	337	1.70	-

802.11b_Nss1,(1Mbps)_1TX

2412MHz_TX

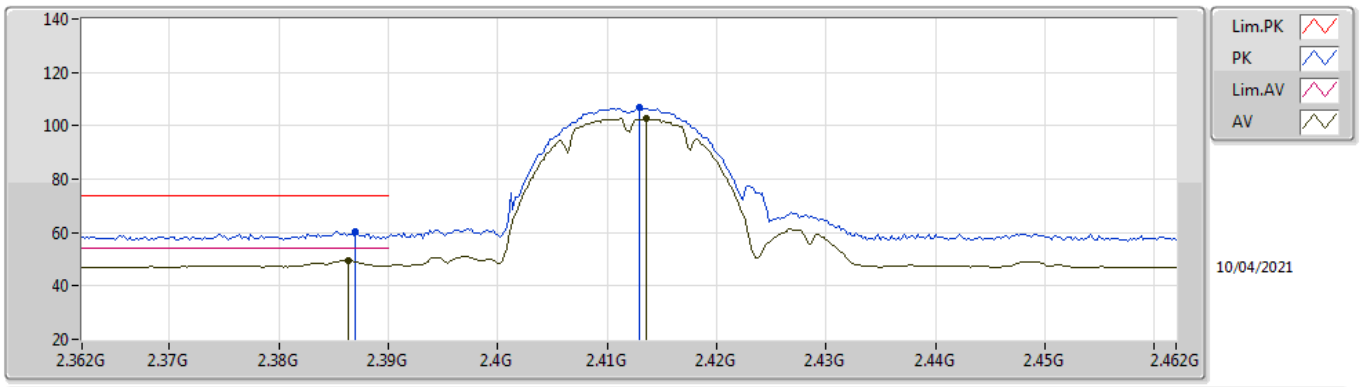

Type	Freq	Level	Limit	Margin	Factor	Dist	Condition	Azimuth	Height	Comment	Raw	AF	CL	PA
	(Hz)	(dBuV/m)	(dBuV/m)	(dB)	(dB)	(m)		(°)	(m)		(dBuV)	(dB)	(dB)	(dB)
AV	2.3864G	49.61	54.00	-4.39	34.88	3	Vertical	28	1.04	-	14.73	27.63	7.25	-
AV	2.4136G	102.64	Inf	-Inf	34.82	3	Vertical	28	1.04	-	67.82	27.55	7.27	-
PK	2.387G	60.54	74.00	-13.46	34.88	3	Vertical	28	1.04	-	25.66	27.63	7.25	-
PK	2.413G	106.73	Inf	-Inf	34.82	3	Vertical	28	1.04	-	71.91	27.55	7.27	-

802.11b_Nss1,(1Mbps)_1TX

2412MHz_TX

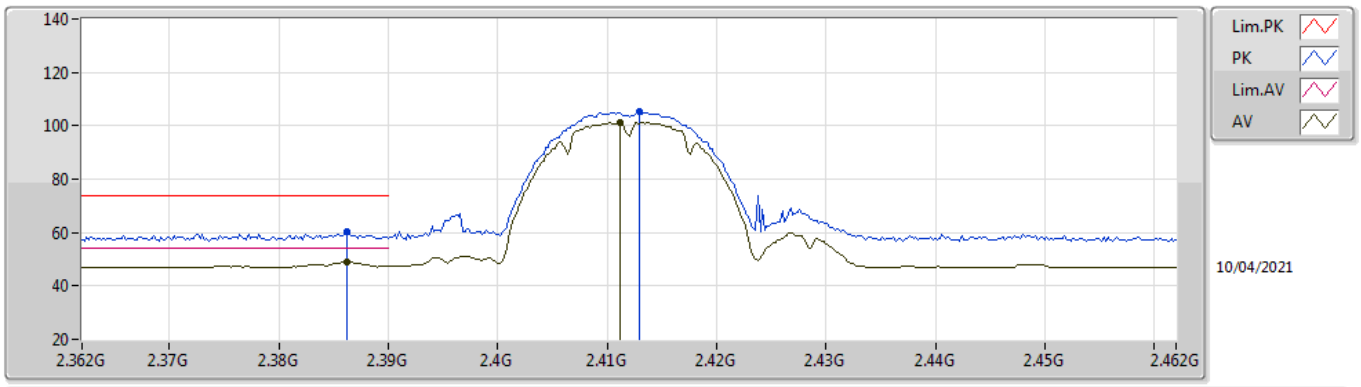

Type	Freq	Level	Limit	Margin	Factor	Dist	Condition	Azimuth	Height	Comment	Raw	AF	CL	PA
	(Hz)	(dBuV/m)	(dBuV/m)	(dB)	(dB)	(m)		(°)	(m)		(dBuV)	(dB)	(dB)	(dB)
AV	2.3862G	49.04	54.00	-4.96	34.88	3	Horizontal	28	1.04	-	14.16	27.63	7.25	-
AV	2.4112G	101.13	Inf	-Inf	34.83	3	Horizontal	28	1.04	-	66.30	27.56	7.27	-
PK	2.3862G	60.49	74.00	-13.51	34.88	3	Horizontal	28	1.04	-	25.61	27.63	7.25	-
PK	2.413G	105.11	Inf	-Inf	34.82	3	Horizontal	28	1.04	-	70.29	27.55	7.27	-

802.11b_Nss1,(1Mbps)_1TX

2412MHz_TX

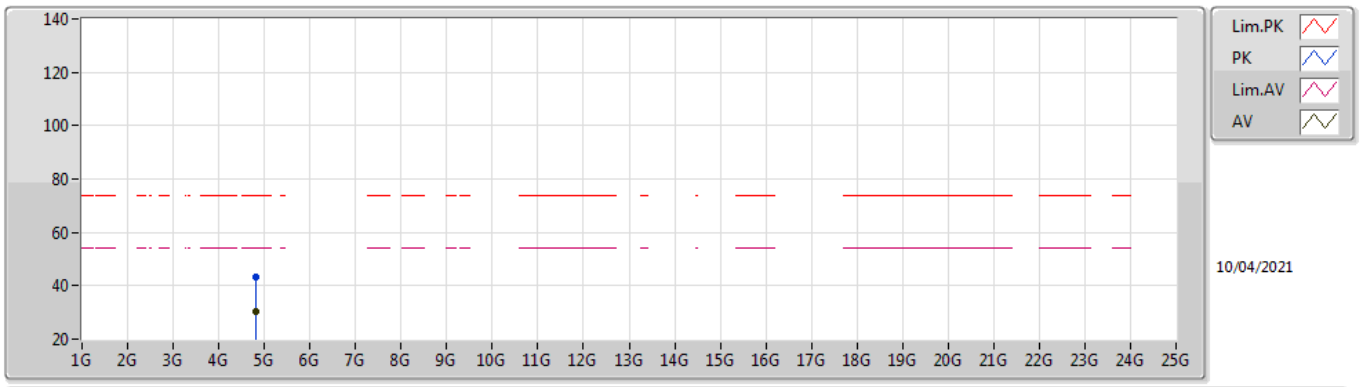

Type	Freq	Level	Limit	Margin	Factor	Dist	Condition	Azimuth	Height	Comment	Raw	AF	CL	PA
	(Hz)	(dBuV/m)	(dBuV/m)	(dB)	(dB)	(m)		(°)	(m)		(dBuV)	(dB)	(dB)	(dB)
AV	4.82388G	30.27	54.00	-23.73	5.64	3	Vertical	28	1.04	-	24.63	31.00	8.92	34.28
PK	4.82408G	43.06	74.00	-30.94	5.64	3	Vertical	28	1.04	-	37.42	31.00	8.92	34.28

802.11b_Nss1,(1Mbps)_1TX

2412MHz_TX

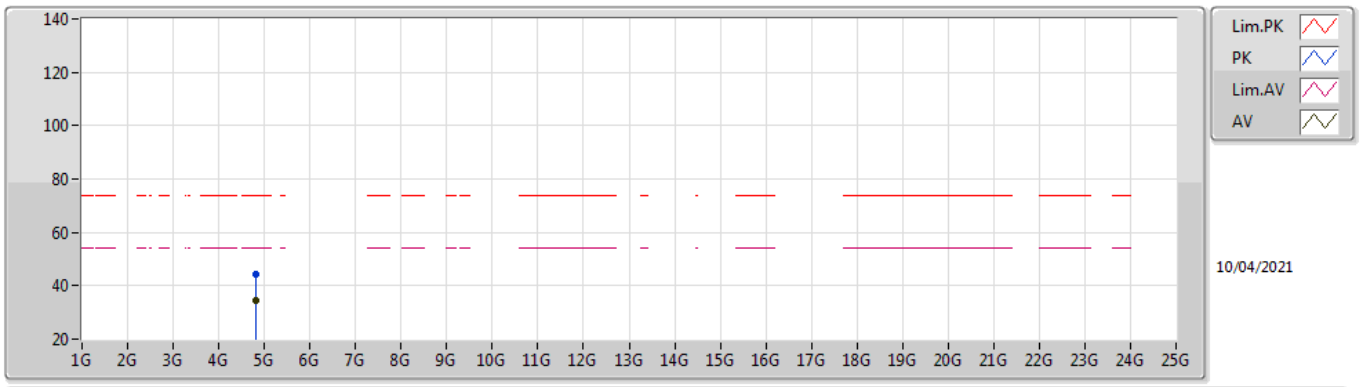

Type	Freq	Level	Limit	Margin	Factor	Dist	Condition	Azimuth	Height	Comment	Raw	AF	CL	PA
	(Hz)	(dBuV/m)	(dBuV/m)	(dB)	(dB)	(m)		(°)	(m)		(dBuV)	(dB)	(dB)	(dB)
AV	4.82394G	34.28	54.00	-19.72	5.64	3	Horizontal	272	2.76	-	28.64	31.00	8.92	34.28
PK	4.82398G	44.53	74.00	-29.47	5.64	3	Horizontal	272	2.76	-	38.89	31.00	8.92	34.28

802.11b_Nss1,(1Mbps)_1TX

2417MHz_TX

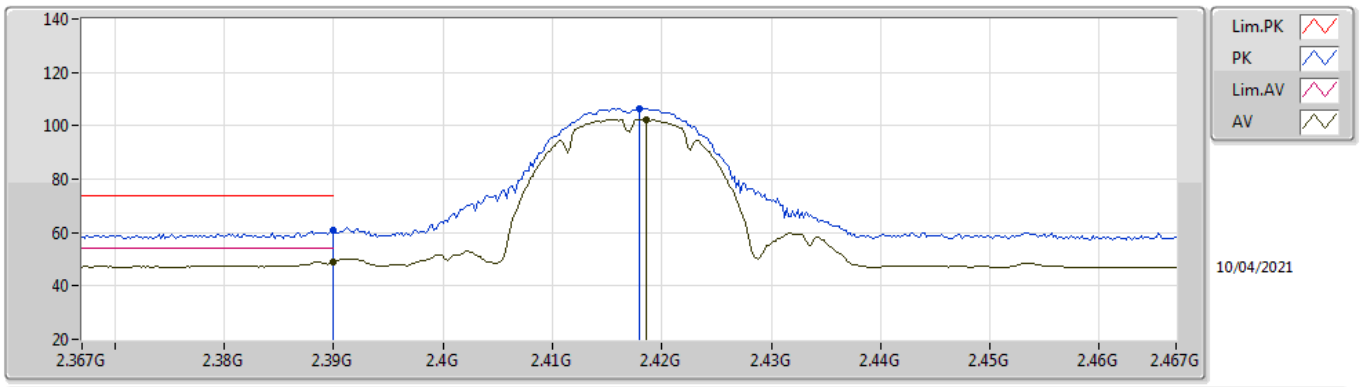

Type	Freq	Level	Limit	Margin	Factor	Dist	Condition	Azimuth	Height	Comment	Raw	AF	CL	PA
	(Hz)	(dBuV/m)	(dBuV/m)	(dB)	(dB)	(m)		(°)	(m)		(dBuV)	(dB)	(dB)	(dB)
AV	2.39G	49.20	54.00	-4.80	34.88	3	Vertical	160	1.22	-	14.32	27.62	7.26	-
AV	2.4186G	102.44	Inf	-Inf	34.80	3	Vertical	160	1.22	-	67.64	27.53	7.27	-
PK	2.39G	60.61	74.00	-13.39	34.88	3	Vertical	160	1.22	-	25.73	27.62	7.26	-
PK	2.418G	106.57	Inf	-Inf	34.80	3	Vertical	160	1.22	-	71.77	27.53	7.27	-

802.11b_Nss1,(1Mbps)_1TX

2417MHz_TX

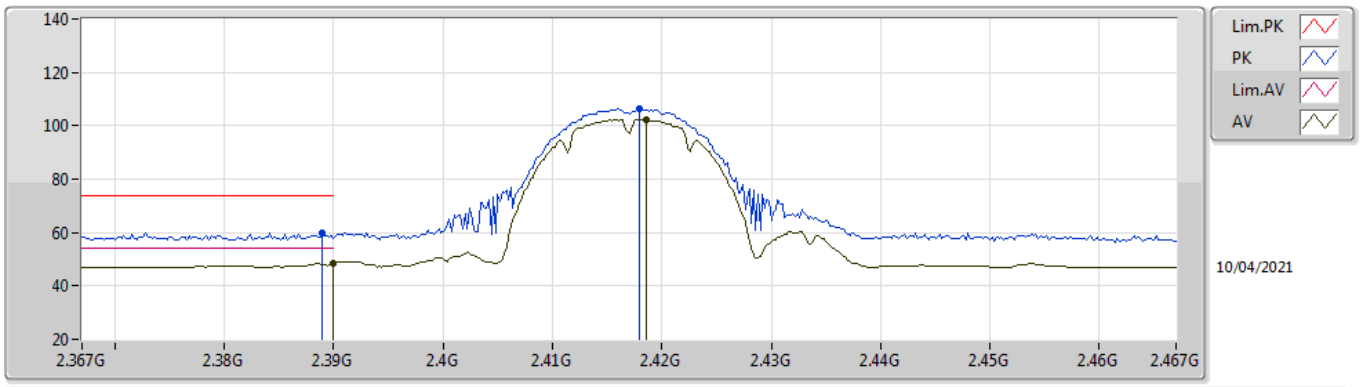

Type	Freq	Level	Limit	Margin	Factor	Dist	Condition	Azimuth	Height	Comment	Raw	AF	CL	PA
	(Hz)	(dBuV/m)	(dBuV/m)	(dB)	(dB)	(m)		(°)	(m)		(dBuV)	(dB)	(dB)	(dB)
AV	2.39G	48.48	54.00	-5.52	34.88	3	Horizontal	55	2.61	-	13.60	27.62	7.26	-
AV	2.4186G	102.30	Inf	-Inf	34.80	3	Horizontal	55	2.61	-	67.50	27.53	7.27	-
PK	2.389G	59.84	74.00	-14.16	34.88	3	Horizontal	55	2.61	-	24.96	27.62	7.26	-
PK	2.418G	106.42	Inf	-Inf	34.80	3	Horizontal	55	2.61	-	71.62	27.53	7.27	-

802.11b_Nss1,(1Mbps)_1TX

2437MHz_TX

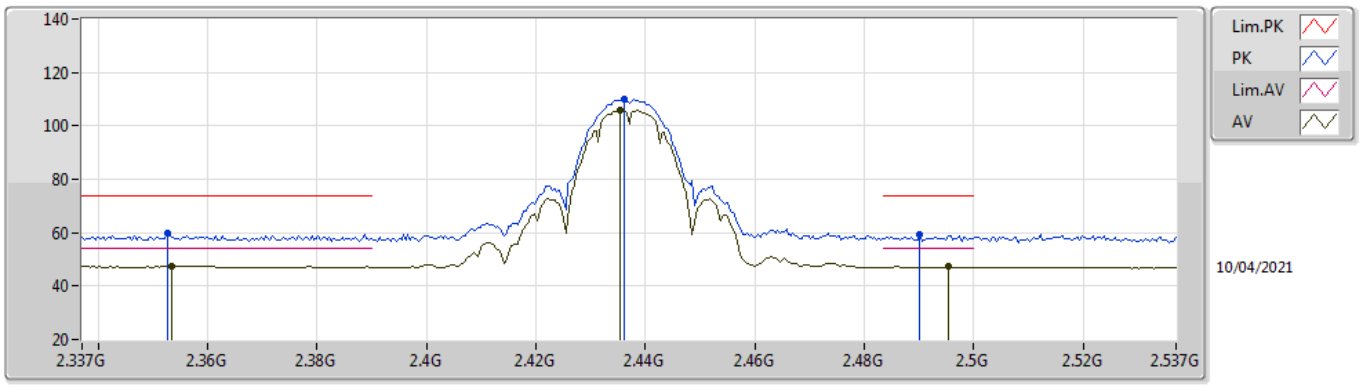

Type	Freq	Level	Limit	Margin	Factor	Dist	Condition	Azimuth	Height	Comment	Raw	AF	CL	PA
	(Hz)	(dBuV/m)	(dBuV/m)	(dB)	(dB)	(m)		(°)	(m)		(dBuV)	(dB)	(dB)	(dB)
AV	2.3534G	47.41	54.00	-6.59	34.93	3	Vertical	28	2.60	-	12.48	27.69	7.24	-
AV	2.4354G	105.91	Inf	-Inf	34.75	3	Vertical	28	2.60	-	71.16	27.46	7.29	-
AV	2.4954G	47.19	54.00	-6.81	34.74	3	Vertical	28	2.60	-	12.45	27.40	7.34	-
PK	2.3526G	59.64	74.00	-14.36	34.93	3	Vertical	28	2.60	-	24.71	27.69	7.24	-
PK	2.4362G	109.79	Inf	-Inf	34.75	3	Vertical	28	2.60	-	75.04	27.46	7.29	-
PK	2.4902G	59.11	74.00	-14.89	34.73	3	Vertical	28	2.60	-	24.38	27.40	7.33	-

802.11b_Nss1,(1Mbps)_1TX

2437MHz_TX

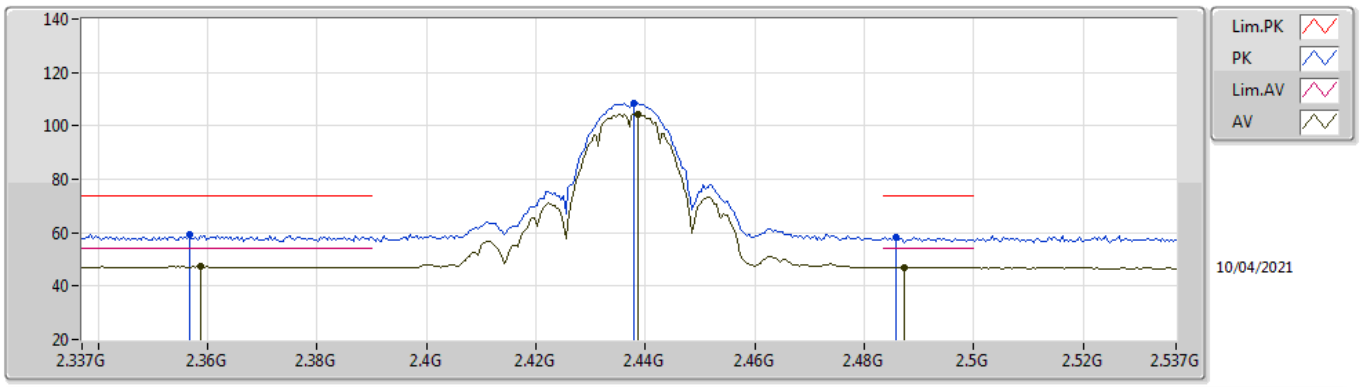

Type	Freq	Level	Limit	Margin	Factor	Dist	Condition	Azimuth	Height	Comment	Raw	AF	CL	PA
	(Hz)	(dBuV/m)	(dBuV/m)	(dB)	(dB)	(m)		(°)	(m)		(dBuV)	(dB)	(dB)	(dB)
AV	2.3586G	47.19	54.00	-6.81	34.92	3	Horizontal	56	2.86	-	12.27	27.68	7.24	-
AV	2.4386G	104.44	Inf	-Inf	34.74	3	Horizontal	56	2.86	-	69.70	27.45	7.29	-
AV	2.4874G	46.94	54.00	-7.06	34.73	3	Horizontal	56	2.86	-	12.21	27.40	7.33	-
PK	2.3566G	59.14	74.00	-14.86	34.93	3	Horizontal	56	2.86	-	24.21	27.69	7.24	-
PK	2.4378G	108.41	Inf	-Inf	34.74	3	Horizontal	56	2.86	-	73.67	27.45	7.29	-
PK	2.4858G	58.39	74.00	-15.61	34.73	3	Horizontal	56	2.86	-	23.66	27.40	7.33	-

802.11b_Nss1,(1Mbps)_1TX

2437MHz_TX

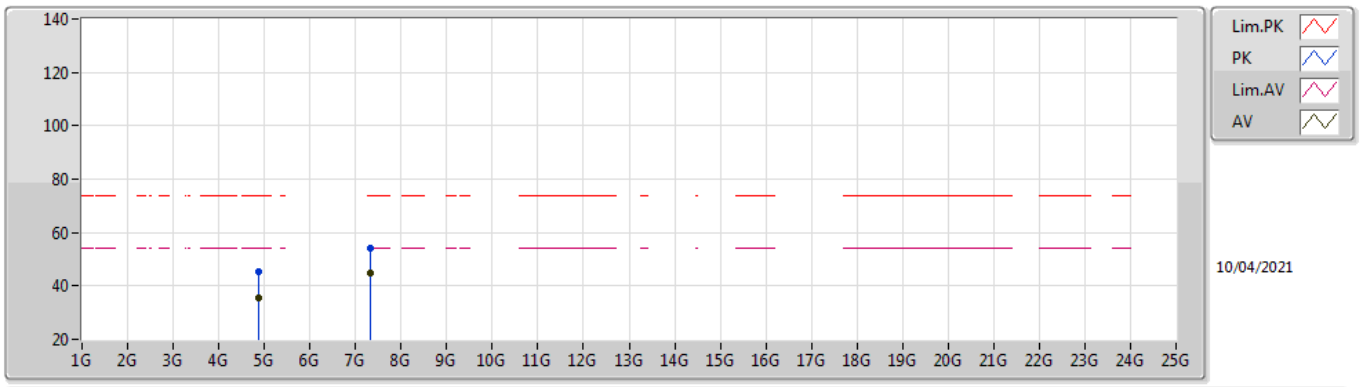

Type	Freq	Level	Limit	Margin	Factor	Dist	Condition	Azimuth	Height	Comment	Raw	AF	CL	PA
	(Hz)	(dBuV/m)	(dBuV/m)	(dB)	(dB)	(m)		(°)	(m)		(dBuV)	(dB)	(dB)	(dB)
AV	4.874G	35.62	54.00	-18.38	5.75	3	Vertical	30	1.01	-	29.87	31.05	8.96	34.26
AV	7.31022G	44.61	54.00	-9.39	12.41	3	Vertical	282	1.00	-	32.20	36.36	10.62	34.57
PK	4.87416G	45.39	74.00	-28.61	5.75	3	Vertical	30	1.01	-	39.64	31.05	8.96	34.26
PK	7.31124G	54.39	74.00	-19.61	12.41	3	Vertical	282	1.00	-	41.98	36.36	10.62	34.57

802.11b_Nss1,(1Mbps)_1TX

2437MHz_TX

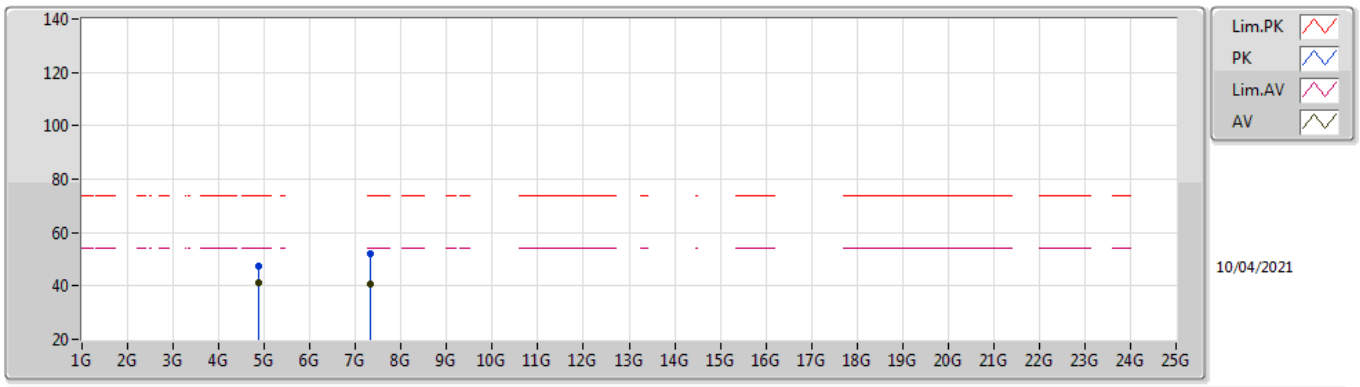

Type	Freq	Level	Limit	Margin	Factor	Dist	Condition	Azimuth	Height	Comment	Raw	AF	CL	PA
	(Hz)	(dBuV/m)	(dBuV/m)	(dB)	(dB)	(m)		(°)	(m)		(dBuV)	(dB)	(dB)	(dB)
AV	4.87398G	41.29	54.00	-12.71	5.75	3	Horizontal	270	2.66	-	35.54	31.05	8.96	34.26
AV	7.31022G	40.59	54.00	-13.41	12.41	3	Horizontal	218	1.04	-	28.18	36.36	10.62	34.57
PK	4.87404G	47.54	74.00	-26.46	5.75	3	Horizontal	270	2.66	-	41.79	31.05	8.96	34.26
PK	7.3122G	51.83	74.00	-22.17	12.40	3	Horizontal	218	1.04	-	39.43	36.35	10.62	34.57

802.11b_Nss1,(1Mbps)_1TX

2457MHz_TX

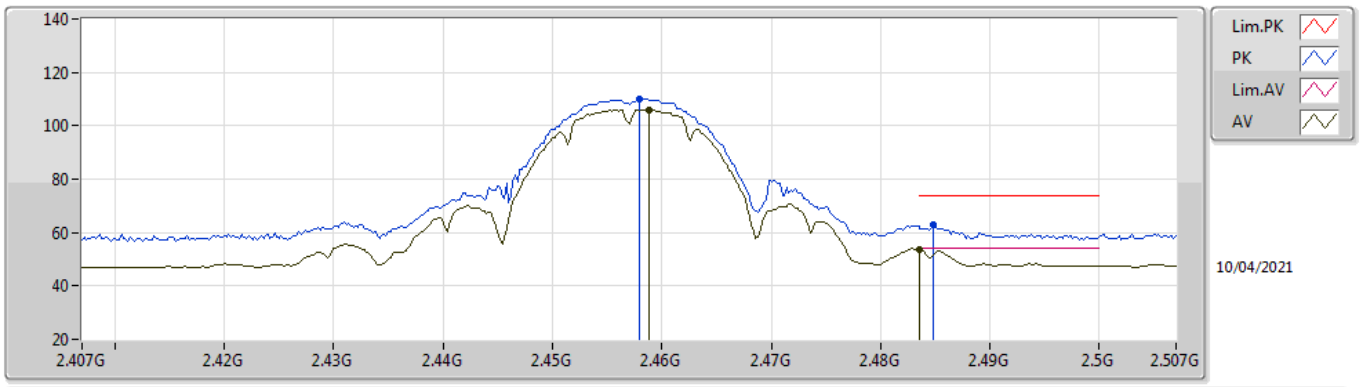

Type	Freq	Level	Limit	Margin	Factor	Dist	Condition	Azimuth	Height	Comment	Raw	AF	CL	PA
	(Hz)	(dBuV/m)	(dBuV/m)	(dB)	(dB)	(m)		(°)	(m)		(dBuV)	(dB)	(dB)	(dB)
AV	2.4588G	106.08	Inf	-Inf	34.71	3	Vertical	30	2.81	-	71.37	27.40	7.31	-
AV	2.4835G	53.64	54.00	-0.36	34.73	3	Vertical	30	2.81	-	18.91	27.40	7.33	-
PK	2.458G	110.06	Inf	-Inf	34.71	3	Vertical	30	2.81	-	75.35	27.40	7.31	-
PK	2.4848G	63.10	74.00	-10.90	34.73	3	Vertical	30	2.81	-	28.37	27.40	7.33	-

802.11b_Nss1,(1Mbps)_1TX

2457MHz_TX

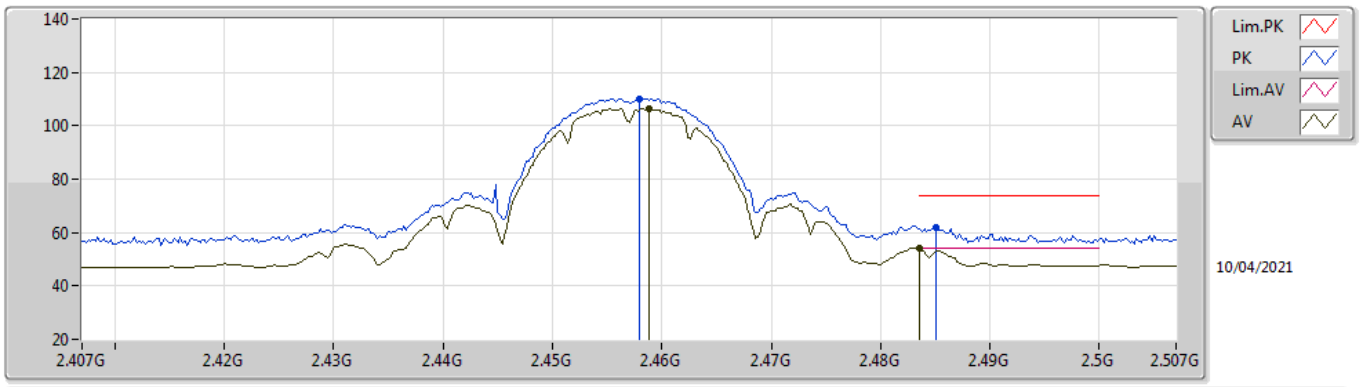

Type	Freq	Level	Limit	Margin	Factor	Dist	Condition	Azimuth	Height	Comment	Raw	AF	CL	PA
	(Hz)	(dBuV/m)	(dBuV/m)	(dB)	(dB)	(m)		(°)	(m)		(dBuV)	(dB)	(dB)	(dB)
AV	2.4588G	106.33	Inf	-Inf	34.71	3	Horizontal	59	1.01	-	71.62	27.40	7.31	-
AV	2.4835G	53.90	54.00	-0.10	34.73	3	Horizontal	59	1.01	-	19.17	27.40	7.33	-
PK	2.458G	110.25	Inf	-Inf	34.71	3	Horizontal	59	1.01	-	75.54	27.40	7.31	-
PK	2.485G	61.95	74.00	-12.05	34.73	3	Horizontal	59	1.01	-	27.22	27.40	7.33	-

802.11b_Nss1,(1Mbps)_1TX

2462MHz_TX

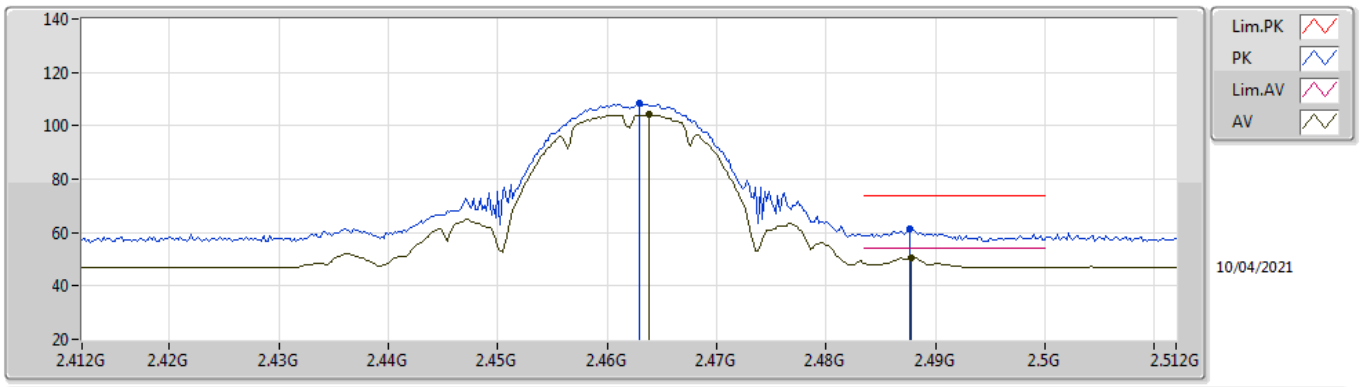

Type	Freq	Level	Limit	Margin	Factor	Dist	Condition	Azimuth	Height	Comment	Raw	AF	CL	PA
	(Hz)	(dBuV/m)	(dBuV/m)	(dB)	(dB)	(m)		(°)	(m)		(dBuV)	(dB)	(dB)	(dB)
AV	2.4638G	104.22	Inf	-Inf	34.71	3	Vertical	177	1.97	-	69.51	27.40	7.31	-
AV	2.4878G	50.75	54.00	-3.25	34.73	3	Vertical	177	1.97	-	16.02	27.40	7.33	-
PK	2.463G	108.20	Inf	-Inf	34.71	3	Vertical	177	1.97	-	73.49	27.40	7.31	-
PK	2.4876G	61.13	74.00	-12.87	34.73	3	Vertical	177	1.97	-	26.40	27.40	7.33	-

802.11b_Nss1,(1Mbps)_1TX

2462MHz_TX

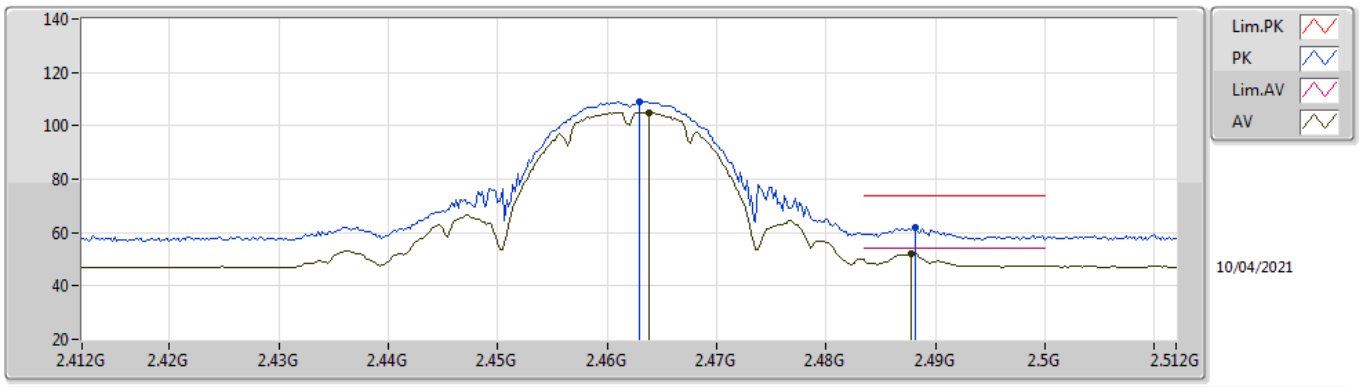

Type	Freq	Level	Limit	Margin	Factor	Dist	Condition	Azimuth	Height	Comment	Raw	AF	CL	PA
	(Hz)	(dBuV/m)	(dBuV/m)	(dB)	(dB)	(m)		(°)	(m)		(dBuV)	(dB)	(dB)	(dB)
AV	2.4638G	105.06	Inf	-Inf	34.71	3	Horizontal	60	1.00	-	70.35	27.40	7.31	-
AV	2.4878G	52.17	54.00	-1.83	34.73	3	Horizontal	60	1.00	-	17.44	27.40	7.33	-
PK	2.463G	109.14	Inf	-Inf	34.71	3	Horizontal	60	1.00	-	74.43	27.40	7.31	-
PK	2.4882G	61.98	74.00	-12.02	34.73	3	Horizontal	60	1.00	-	27.25	27.40	7.33	-

802.11b_Nss1,(1Mbps)_1TX

2462MHz_TX

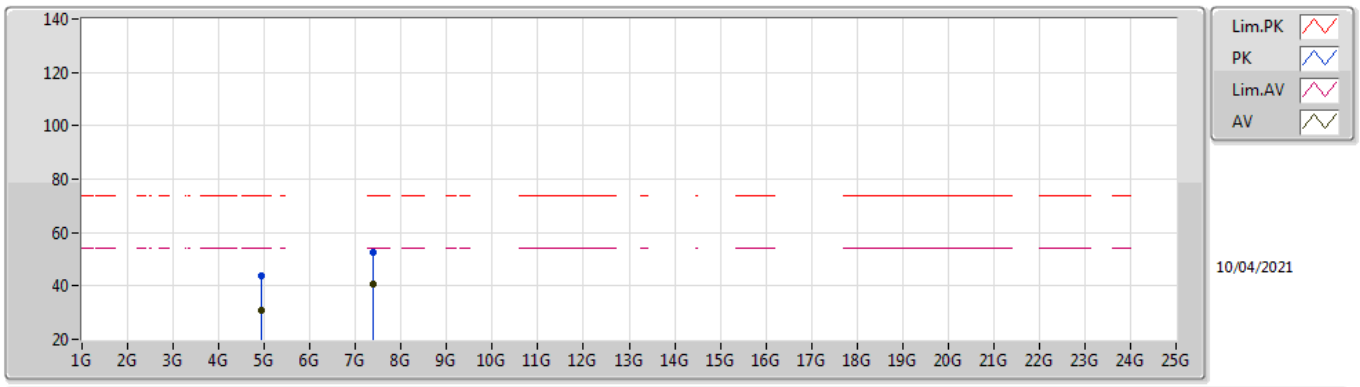

Type	Freq	Level	Limit	Margin	Factor	Dist	Condition	Azimuth	Height	Comment	Raw	AF	CL	PA
	(Hz)	(dBuV/m)	(dBuV/m)	(dB)	(dB)	(m)		(°)	(m)		(dBuV)	(dB)	(dB)	(dB)
AV	4.92394G	30.95	54.00	-23.05	5.84	3	Vertical	124	1.05	-	25.11	31.10	8.99	34.25
AV	7.38514G	40.74	54.00	-13.26	12.25	3	Vertical	76	1.27	-	28.49	36.13	10.70	34.58
PK	4.92712G	43.89	74.00	-30.11	5.87	3	Vertical	124	1.05	-	38.02	31.11	9.00	34.24
PK	7.38688G	52.70	74.00	-21.30	12.25	3	Vertical	76	1.27	-	40.45	36.13	10.70	34.58

802.11b_Nss1,(1Mbps)_1TX

2462MHz_TX

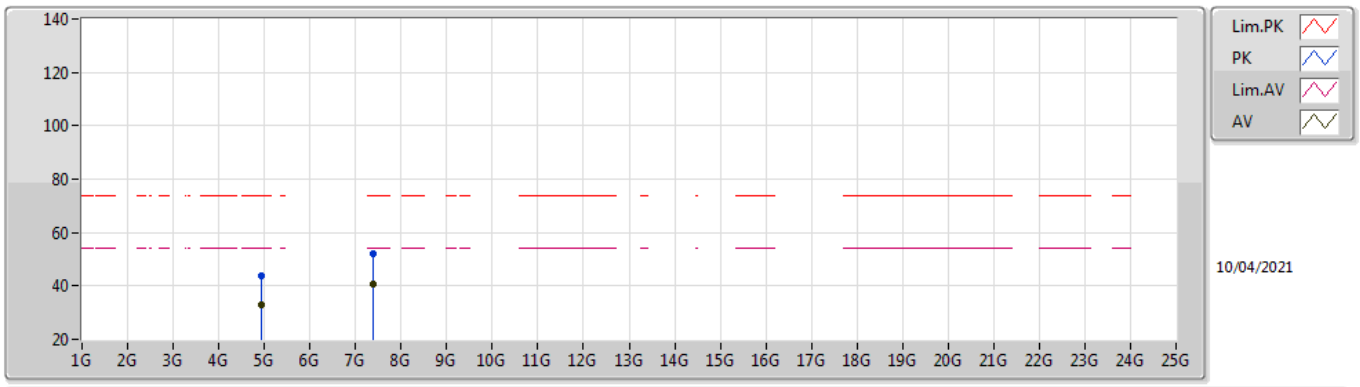

Type	Freq	Level	Limit	Margin	Factor	Dist	Condition	Azimuth	Height	Comment	Raw	AF	CL	PA
	(Hz)	(dBuV/m)	(dBuV/m)	(dB)	(dB)	(m)		(°)	(m)		(dBuV)	(dB)	(dB)	(dB)
AV	4.92396G	32.78	54.00	-21.22	5.84	3	Horizontal	270	2.98	-	26.94	31.10	8.99	34.25
AV	7.3852G	40.46	54.00	-13.54	12.25	3	Horizontal	204	2.33	-	28.21	36.13	10.70	34.58
PK	4.92414G	43.62	74.00	-30.38	5.84	3	Horizontal	270	2.98	-	37.78	31.10	8.99	34.25
PK	7.38494G	51.83	74.00	-22.17	12.24	3	Horizontal	204	2.33	-	39.59	36.13	10.69	34.58

802.11g_Nss1,(6Mbps)_1TX

2412MHz_TX

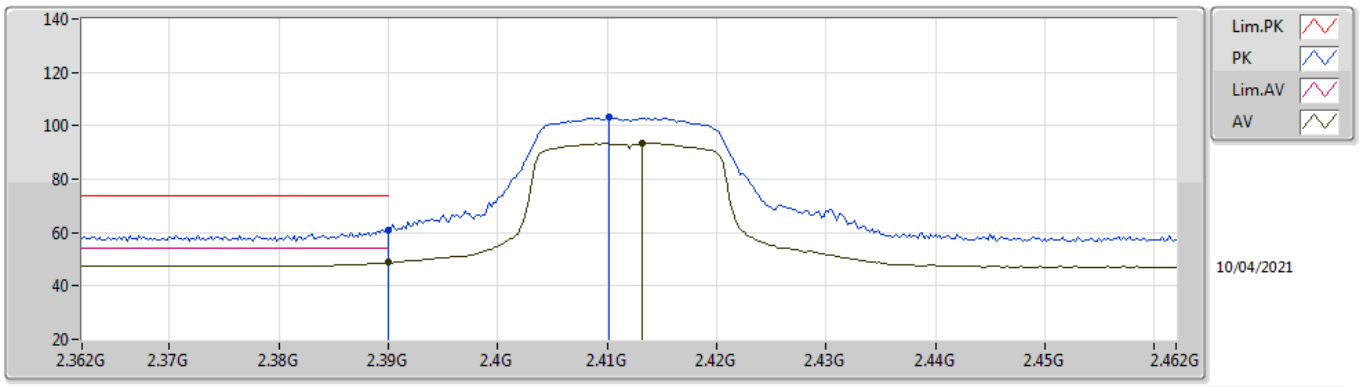

Type	Freq	Level	Limit	Margin	Factor	Dist	Condition	Azimuth	Height	Comment	Raw	AF	CL	PA
	(Hz)	(dBuV/m)	(dBuV/m)	(dB)	(dB)	(m)		(°)	(m)		(dBuV)	(dB)	(dB)	(dB)
AV	2.39G	48.75	54.00	-5.25	34.88	3	Vertical	158	1.05	-	13.87	27.62	7.26	-
AV	2.4132G	93.50	Inf	-Inf	34.82	3	Vertical	158	1.05	-	58.68	27.55	7.27	-
PK	2.39G	60.93	74.00	-13.07	34.88	3	Vertical	158	1.05	-	26.05	27.62	7.26	-
PK	2.4102G	103.07	Inf	-Inf	34.83	3	Vertical	158	1.05	-	68.24	27.56	7.27	-

802.11g_Nss1,(6Mbps)_1TX

2412MHz_TX

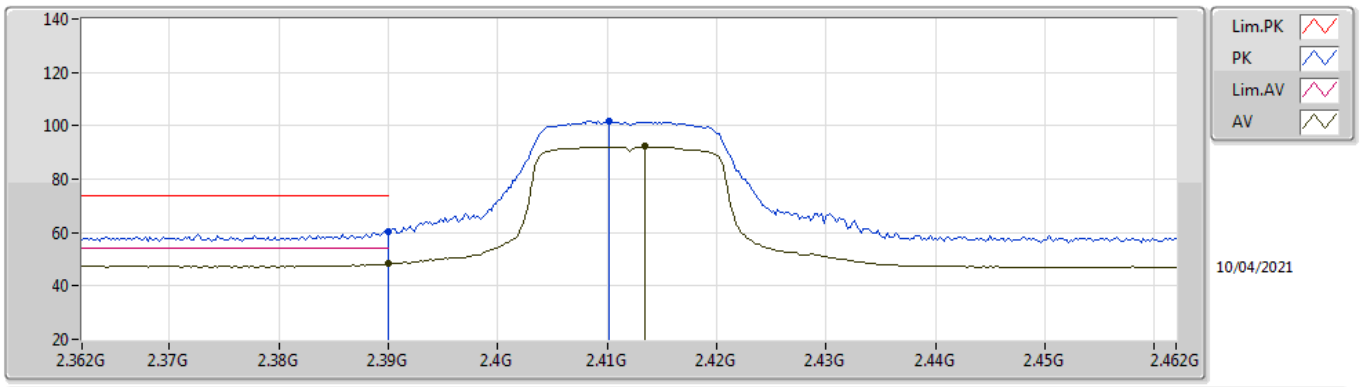

Type	Freq	Level	Limit	Margin	Factor	Dist	Condition	Azimuth	Height	Comment	Raw	AF	CL	PA
	(Hz)	(dBuV/m)	(dBuV/m)	(dB)	(dB)	(m)		(°)	(m)		(dBuV)	(dB)	(dB)	(dB)
AV	2.39G	48.30	54.00	-5.70	34.88	3	Horizontal	55	2.92	-	13.42	27.62	7.26	-
AV	2.4134G	92.18	Inf	-Inf	34.82	3	Horizontal	55	2.92	-	57.36	27.55	7.27	-
PK	2.39G	60.43	74.00	-13.57	34.88	3	Horizontal	55	2.92	-	25.55	27.62	7.26	-
PK	2.4102G	101.83	Inf	-Inf	34.83	3	Horizontal	55	2.92	-	67.00	27.56	7.27	-

802.11g_Nss1,(6Mbps)_1TX

2412MHz_TX

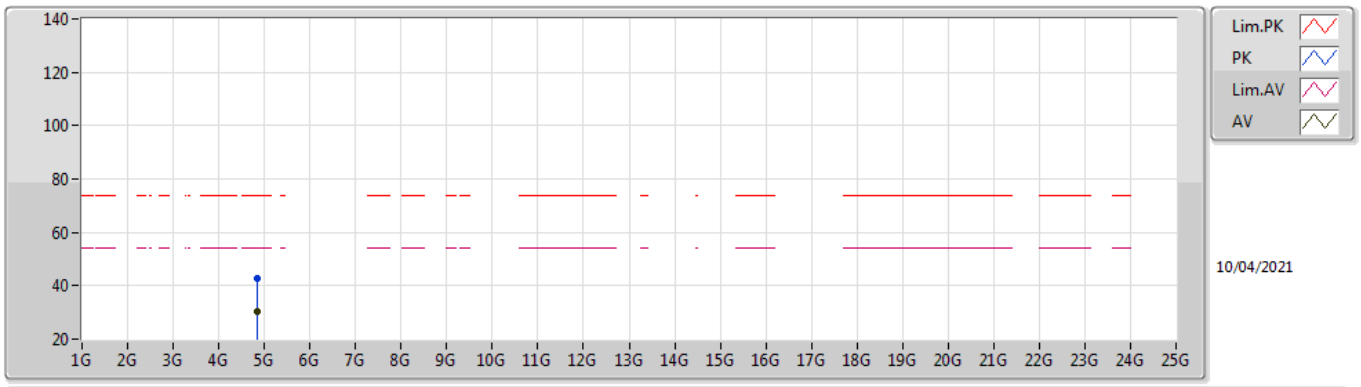

Type	Freq	Level	Limit	Margin	Factor	Dist	Condition	Azimuth	Height	Comment	Raw	AF	CL	PA
	(Hz)	(dBuV/m)	(dBuV/m)	(dB)	(dB)	(m)		(°)	(m)		(dBuV)	(dB)	(dB)	(dB)
AV	4.8296G	30.18	54.00	-23.82	5.66	3	Vertical	20	2.05	-	24.52	31.02	8.92	34.28
PK	4.82864G	43.00	74.00	-31.00	5.65	3	Vertical	20	2.05	-	37.35	31.01	8.92	34.28

802.11g_Nss1,(6Mbps)_1TX

2412MHz_TX

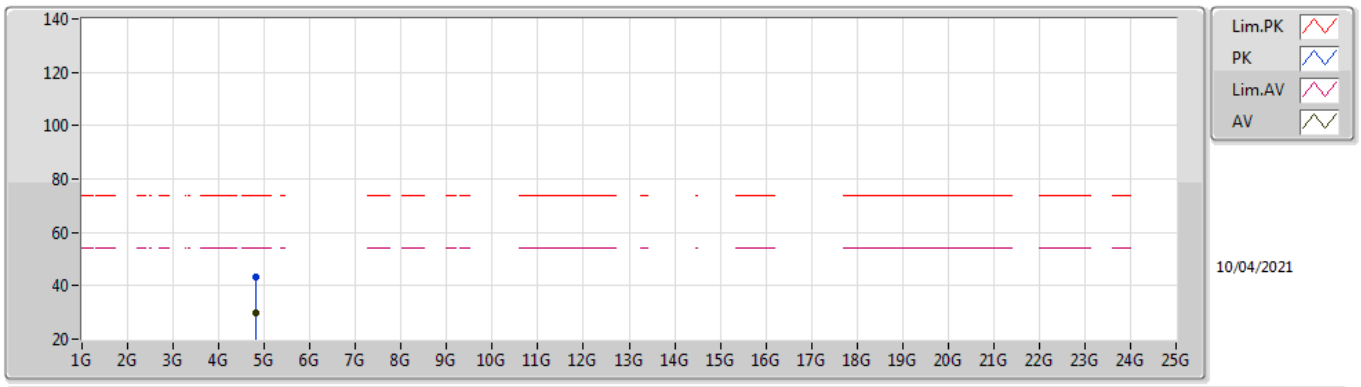

Type	Freq	Level	Limit	Margin	Factor	Dist	Condition	Azimuth	Height	Comment	Raw	AF	CL	PA
	(Hz)	(dBuV/m)	(dBuV/m)	(dB)	(dB)	(m)		(°)	(m)		(dBuV)	(dB)	(dB)	(dB)
AV	4.81444G	29.84	54.00	-24.16	5.59	3	Horizontal	115	1.92	-	24.25	30.96	8.91	34.28
PK	4.82344G	43.29	74.00	-30.71	5.63	3	Horizontal	115	1.92	-	37.66	30.99	8.92	34.28

802.11g_Nss1,(6Mbps)_1TX

2417MHz_TX

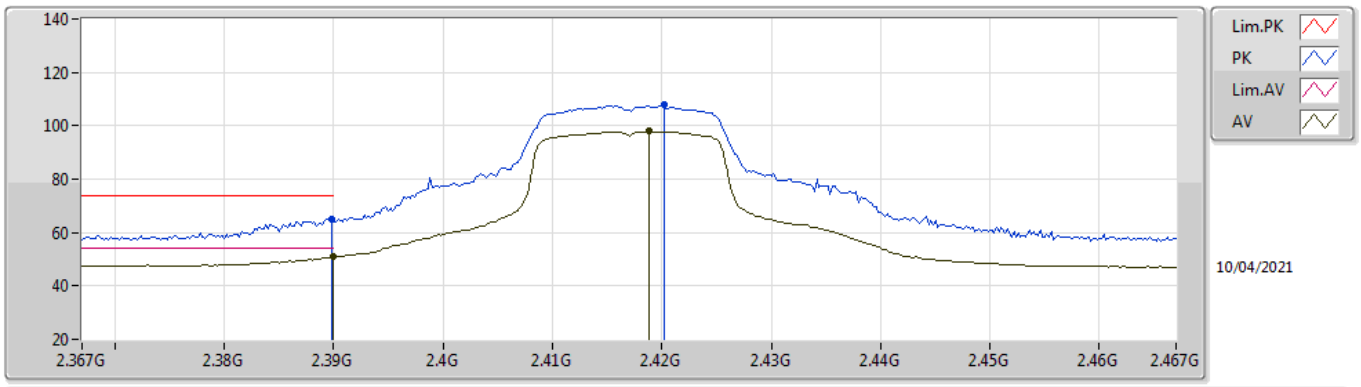

Type	Freq	Level	Limit	Margin	Factor	Dist	Condition	Azimuth	Height	Comment	Raw	AF	CL	PA
	(Hz)	(dBuV/m)	(dBuV/m)	(dB)	(dB)	(m)		(°)	(m)		(dBuV)	(dB)	(dB)	(dB)
AV	2.39G	50.88	54.00	-3.12	34.88	3	Vertical	160	1.20	-	16.00	27.62	7.26	-
AV	2.4188G	97.92	Inf	-Inf	34.80	3	Vertical	160	1.20	-	63.12	27.52	7.28	-
PK	2.3898G	64.85	74.00	-9.15	34.88	3	Vertical	160	1.20	-	29.97	27.62	7.26	-
PK	2.4202G	107.78	Inf	-Inf	34.80	3	Vertical	160	1.20	-	72.98	27.52	7.28	-

802.11g_Nss1,(6Mbps)_1TX

2417MHz_TX

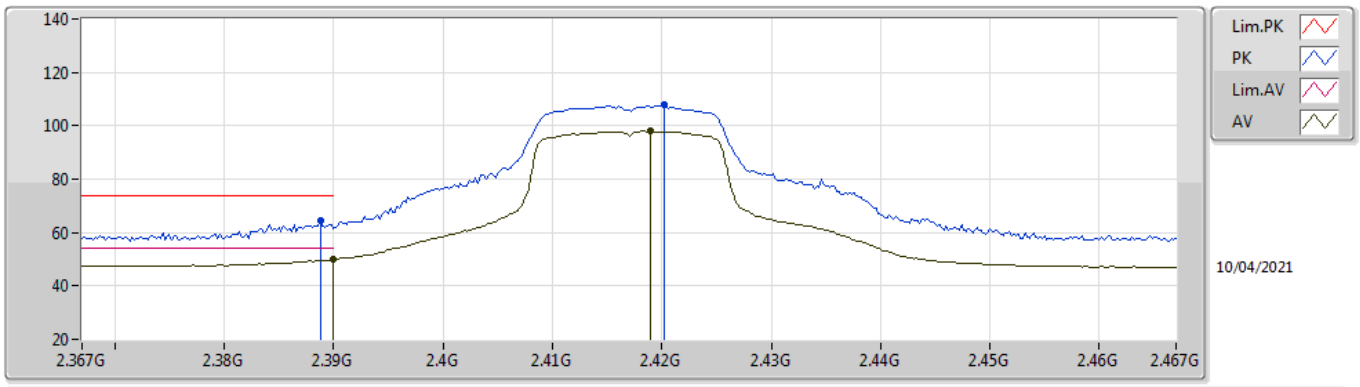

Type	Freq	Level	Limit	Margin	Factor	Dist	Condition	Azimuth	Height	Comment	Raw	AF	CL	PA
	(Hz)	(dBuV/m)	(dBuV/m)	(dB)	(dB)	(m)		(°)	(m)		(dBuV)	(dB)	(dB)	(dB)
AV	2.39G	50.17	54.00	-3.83	34.88	3	Horizontal	54	2.62	-	15.29	27.62	7.26	-
AV	2.419G	97.97	Inf	-Inf	34.80	3	Horizontal	54	2.62	-	63.17	27.52	7.28	-
PK	2.3888G	64.39	74.00	-9.61	34.87	3	Horizontal	54	2.62	-	29.52	27.62	7.25	-
PK	2.4202G	107.81	Inf	-Inf	34.80	3	Horizontal	54	2.62	-	73.01	27.52	7.28	-

802.11g_Nss1,(6Mbps)_1TX

2437MHz_TX

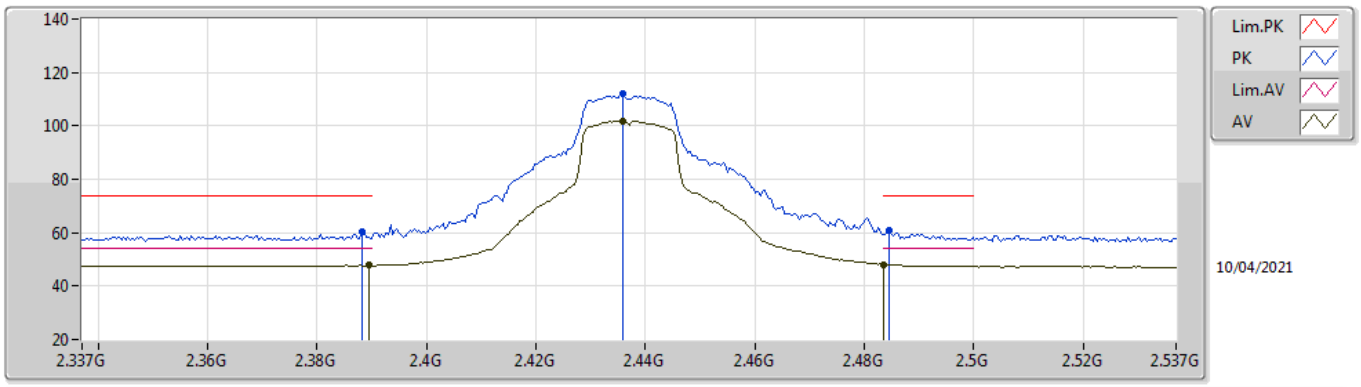

Type	Freq	Level	Limit	Margin	Factor	Dist	Condition	Azimuth	Height	Comment	Raw	AF	CL	PA
	(Hz)	(dBuV/m)	(dBuV/m)	(dB)	(dB)	(m)		(°)	(m)		(dBuV)	(dB)	(dB)	(dB)
AV	2.3894G	47.78	54.00	-6.22	34.88	3	Vertical	29	2.60	-	12.90	27.62	7.26	-
AV	2.4358G	101.81	Inf	-Inf	34.75	3	Vertical	29	2.60	-	67.06	27.46	7.29	-
AV	2.4835G	48.09	54.00	-5.91	34.73	3	Vertical	29	2.60	-	13.36	27.40	7.33	-
PK	2.3882G	60.14	74.00	-13.86	34.87	3	Vertical	29	2.60	-	25.27	27.62	7.25	-
PK	2.4358G	111.90	Inf	-Inf	34.75	3	Vertical	29	2.60	-	77.15	27.46	7.29	-
PK	2.4846G	60.79	74.00	-13.21	34.73	3	Vertical	29	2.60	-	26.06	27.40	7.33	-

802.11g_Nss1,(6Mbps)_1TX

2437MHz_TX

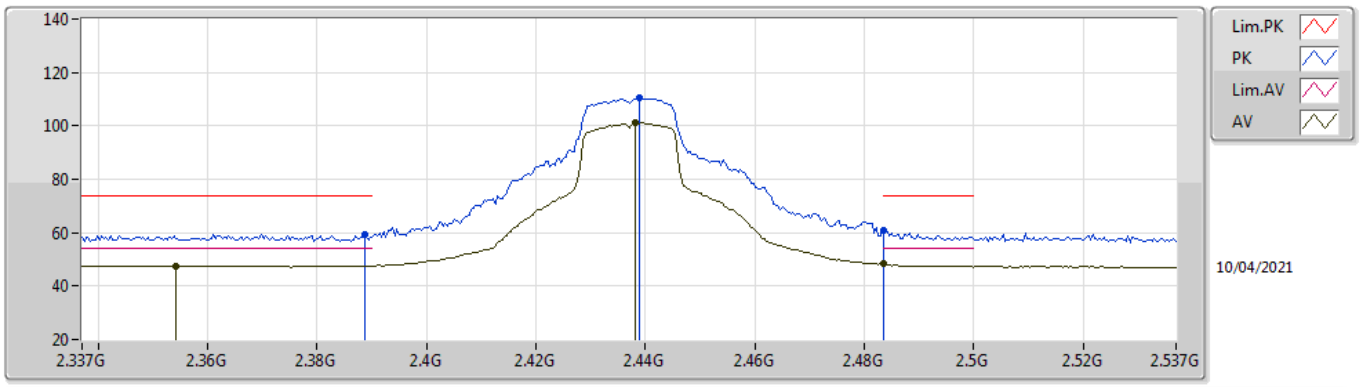

Type	Freq	Level	Limit	Margin	Factor	Dist	Condition	Azimuth	Height	Comment	Raw	AF	CL	PA
	(Hz)	(dBuV/m)	(dBuV/m)	(dB)	(dB)	(m)		(°)	(m)		(dBuV)	(dB)	(dB)	(dB)
AV	2.3542G	47.61	54.00	-6.39	34.93	3	Horizontal	58	1.14	-	12.68	27.69	7.24	-
AV	2.4382G	101.02	Inf	-Inf	34.74	3	Horizontal	58	1.14	-	66.28	27.45	7.29	-
AV	2.4835G	48.22	54.00	-5.78	34.73	3	Horizontal	58	1.14	-	13.49	27.40	7.33	-
PK	2.3886G	59.36	74.00	-14.64	34.87	3	Horizontal	58	1.14	-	24.49	27.62	7.25	-
PK	2.439G	110.28	Inf	-Inf	34.73	3	Horizontal	58	1.14	-	75.55	27.44	7.29	-
PK	2.4835G	60.66	74.00	-13.34	34.73	3	Horizontal	58	1.14	-	25.93	27.40	7.33	-

802.11g_Nss1,(6Mbps)_1TX

2437MHz_TX

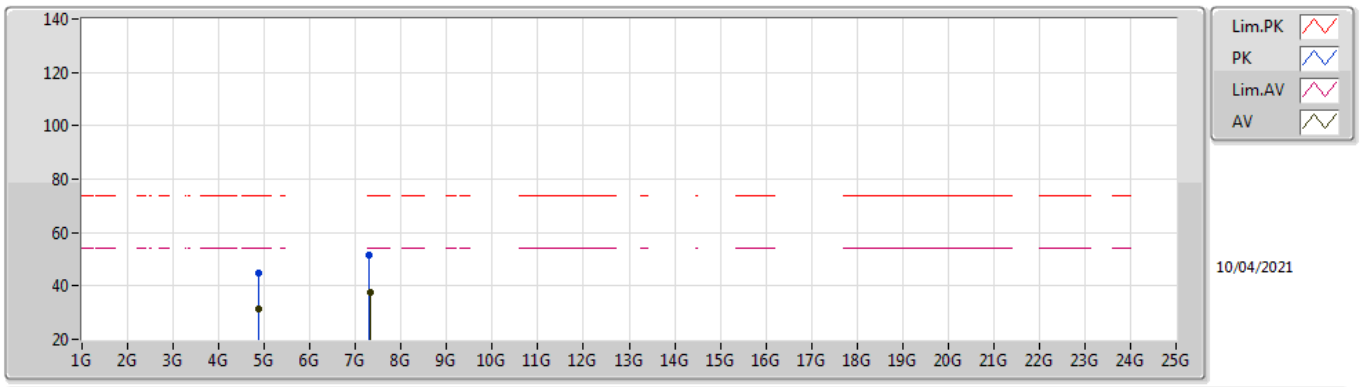

Type	Freq	Level	Limit	Margin	Factor	Dist	Condition	Azimuth	Height	Comment	Raw	AF	CL	PA
	(Hz)	(dBuV/m)	(dBuV/m)	(dB)	(dB)	(m)		(°)	(m)		(dBuV)	(dB)	(dB)	(dB)
AV	4.88044G	31.46	54.00	-22.54	5.74	3	Vertical	300	1.48	-	25.72	31.04	8.96	34.26
AV	7.31332G	37.69	54.00	-16.31	12.40	3	Vertical	162	1.51	-	25.29	36.35	10.62	34.57
PK	4.87696G	44.65	74.00	-29.35	5.75	3	Vertical	300	1.48	-	38.90	31.05	8.96	34.26
PK	7.30724G	51.30	74.00	-22.70	12.42	3	Vertical	162	1.51	-	38.88	36.37	10.62	34.57

802.11g_Nss1,(6Mbps)_1TX

2437MHz_TX

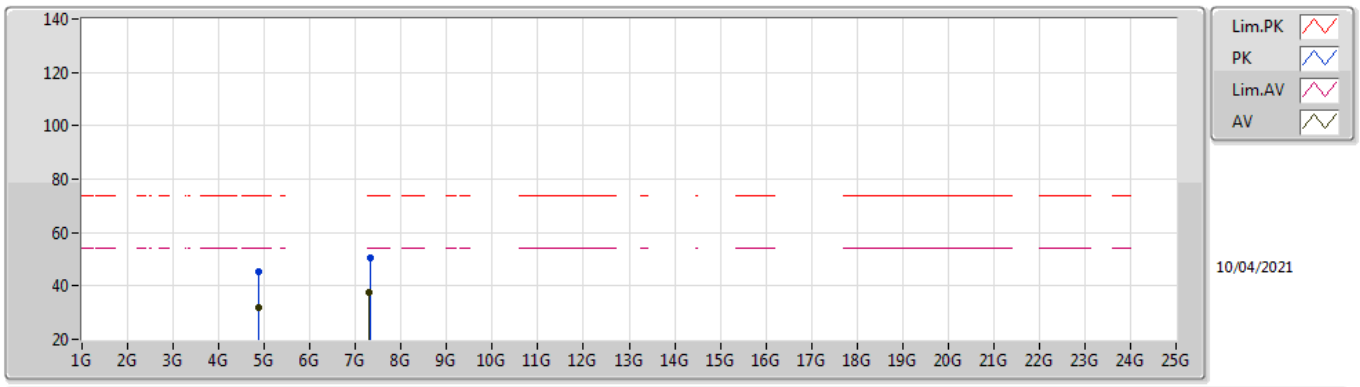

Type	Freq	Level	Limit	Margin	Factor	Dist	Condition	Azimuth	Height	Comment	Raw	AF	CL	PA
	(Hz)	(dBuV/m)	(dBuV/m)	(dB)	(dB)	(m)		(°)	(m)		(dBuV)	(dB)	(dB)	(dB)
AV	4.87392G	31.69	54.00	-22.31	5.75	3	Horizontal	272	2.43	-	25.94	31.05	8.96	34.26
AV	7.3095G	37.79	54.00	-16.21	12.41	3	Horizontal	150	1.19	-	25.38	36.36	10.62	34.57
PK	4.872G	45.09	74.00	-28.91	5.75	3	Horizontal	272	2.43	-	39.34	31.06	8.95	34.26
PK	7.3143G	50.77	74.00	-23.23	12.39	3	Horizontal	150	1.19	-	38.38	36.34	10.62	34.57

802.11g_Nss1,(6Mbps)_1TX

2457MHz_TX

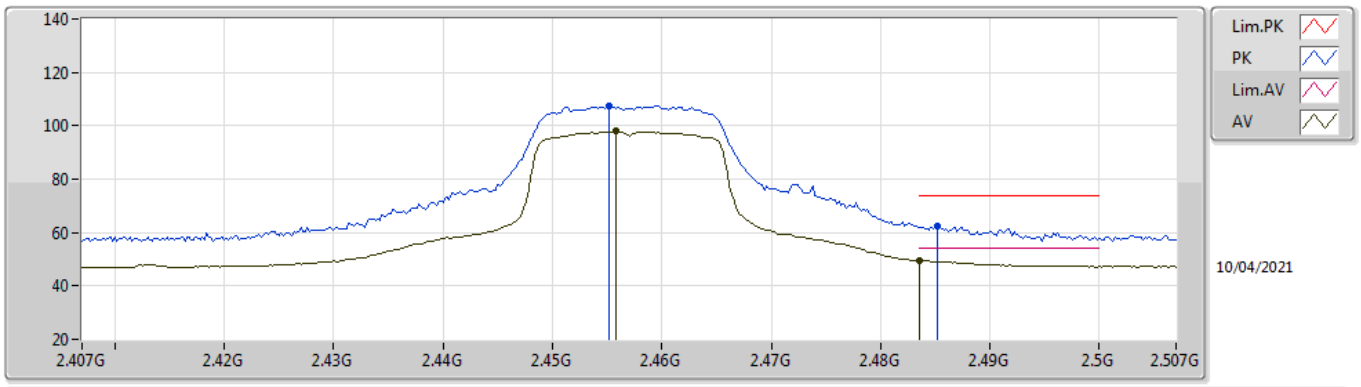

Type	Freq	Level	Limit	Margin	Factor	Dist	Condition	Azimuth	Height	Comment	Raw	AF	CL	PA
	(Hz)	(dBuV/m)	(dBuV/m)	(dB)	(dB)	(m)		(°)	(m)		(dBuV)	(dB)	(dB)	(dB)
AV	2.4558G	97.93	Inf	-Inf	34.70	3	Vertical	192	1.98	-	63.23	27.40	7.30	-
AV	2.4835G	49.67	54.00	-4.33	34.73	3	Vertical	192	1.98	-	14.94	27.40	7.33	-
PK	2.4552G	107.56	Inf	-Inf	34.70	3	Vertical	192	1.98	-	72.86	27.40	7.30	-
PK	2.4852G	62.51	74.00	-11.49	34.73	3	Vertical	192	1.98	-	27.78	27.40	7.33	-

802.11g_Nss1,(6Mbps)_1TX

2457MHz_TX

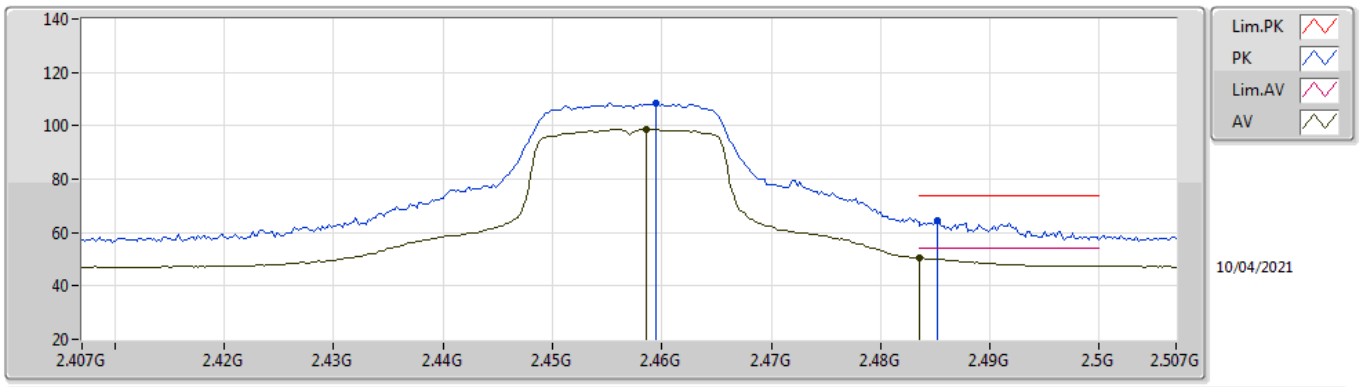

Type	Freq	Level	Limit	Margin	Factor	Dist	Condition	Azimuth	Height	Comment	Raw	AF	CL	PA
	(Hz)	(dBuV/m)	(dBuV/m)	(dB)	(dB)	(m)		(°)	(m)		(dBuV)	(dB)	(dB)	(dB)
AV	2.4586G	98.71	Inf	-Inf	34.71	3	Horizontal	59	1.01	-	64.00	27.40	7.31	-
AV	2.4835G	50.50	54.00	-3.50	34.73	3	Horizontal	59	1.01	-	15.77	27.40	7.33	-
PK	2.4594G	108.46	Inf	-Inf	34.71	3	Horizontal	59	1.01	-	73.75	27.40	7.31	-
PK	2.4852G	64.44	74.00	-9.56	34.73	3	Horizontal	59	1.01	-	29.71	27.40	7.33	-

802.11g_Nss1,(6Mbps)_1TX

2462MHz_TX

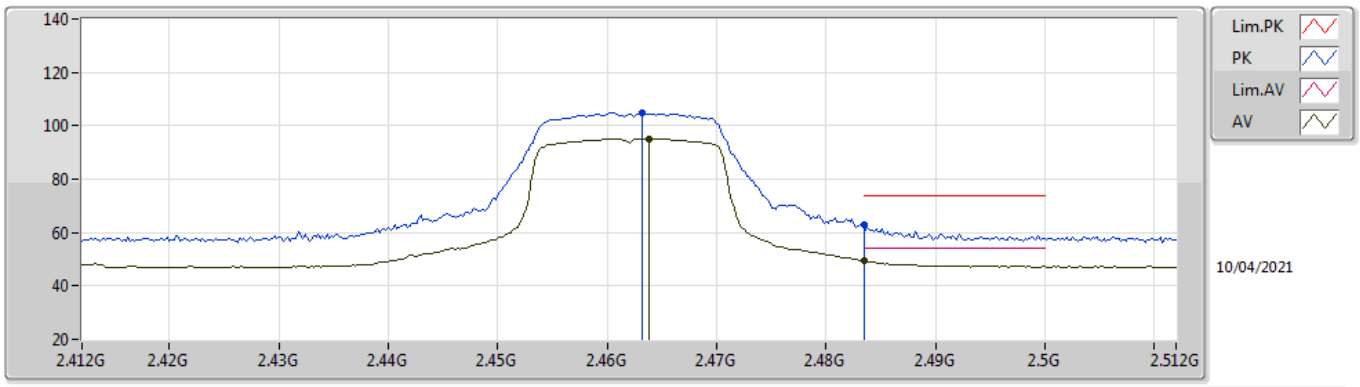

Type	Freq	Level	Limit	Margin	Factor	Dist	Condition	Azimuth	Height	Comment	Raw	AF	CL	PA
	(Hz)	(dBuV/m)	(dBuV/m)	(dB)	(dB)	(m)		(°)	(m)		(dBuV)	(dB)	(dB)	(dB)
AV	2.4638G	95.08	Inf	-Inf	34.71	3	Vertical	179	1.97	-	60.37	27.40	7.31	-
AV	2.4835G	49.39	54.00	-4.61	34.73	3	Vertical	179	1.97	-	14.66	27.40	7.33	-
PK	2.4632G	104.95	Inf	-Inf	34.71	3	Vertical	179	1.97	-	70.24	27.40	7.31	-
PK	2.4835G	63.07	74.00	-10.93	34.73	3	Vertical	179	1.97	-	28.34	27.40	7.33	-

802.11g_Nss1,(6Mbps)_1TX

2462MHz_TX

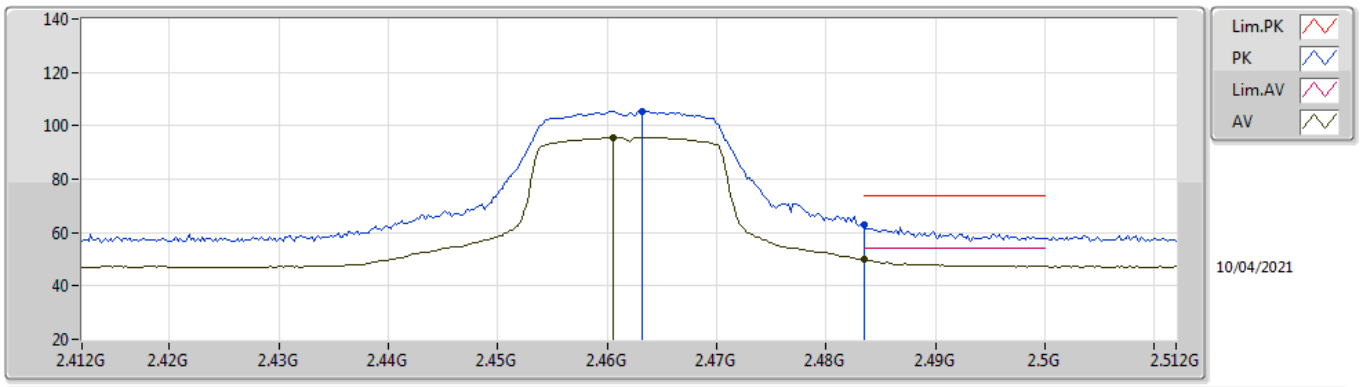

Type	Freq	Level	Limit	Margin	Factor	Dist	Condition	Azimuth	Height	Comment	Raw	AF	CL	PA
	(Hz)	(dBuV/m)	(dBuV/m)	(dB)	(dB)	(m)		(°)	(m)		(dBuV)	(dB)	(dB)	(dB)
AV	2.4606G	95.68	Inf	-Inf	34.71	3	Horizontal	59	1.02	-	60.97	27.40	7.31	-
AV	2.4835G	49.78	54.00	-4.22	34.73	3	Horizontal	59	1.02	-	15.05	27.40	7.33	-
PK	2.4632G	105.48	Inf	-Inf	34.71	3	Horizontal	59	1.02	-	70.77	27.40	7.31	-
PK	2.4835G	62.70	74.00	-11.30	34.73	3	Horizontal	59	1.02	-	27.97	27.40	7.33	-

802.11g_Nss1,(6Mbps)_1TX

2462MHz_TX

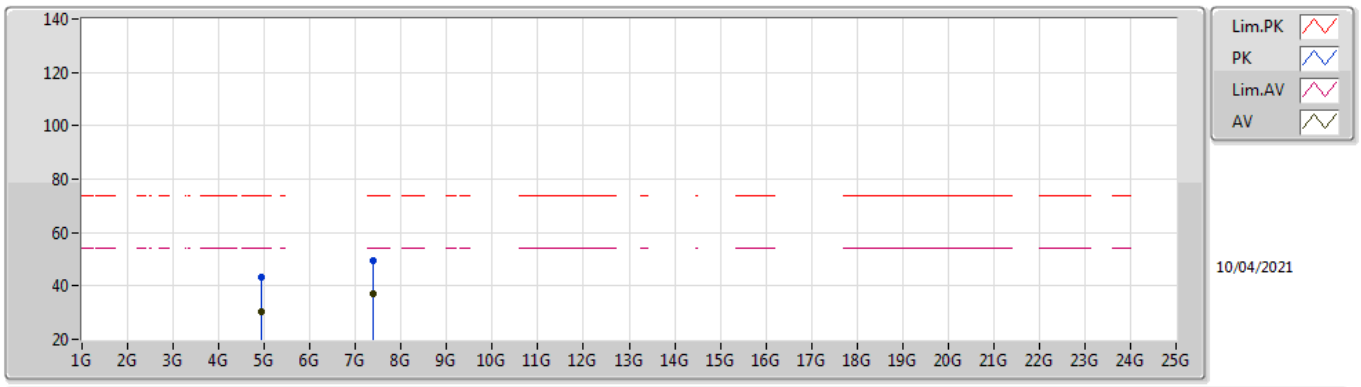

Type	Freq	Level	Limit	Margin	Factor	Dist	Condition	Azimuth	Height	Comment	Raw	AF	CL	PA
	(Hz)	(dBuV/m)	(dBuV/m)	(dB)	(dB)	(m)		(°)	(m)		(dBuV)	(dB)	(dB)	(dB)
AV	4.92874G	30.41	54.00	-23.59	5.87	3	Vertical	22	2.88	-	24.54	31.11	9.00	34.24
AV	7.39602G	36.85	54.00	-17.15	12.23	3	Vertical	91	1.55	-	24.62	36.11	10.71	34.59
PK	4.92284G	43.32	74.00	-30.68	5.83	3	Vertical	22	2.88	-	37.49	31.09	8.99	34.25
PK	7.38228G	49.66	74.00	-24.34	12.25	3	Vertical	91	1.55	-	37.41	36.14	10.69	34.58

802.11g_Nss1,(6Mbps)_1TX

2462MHz_TX

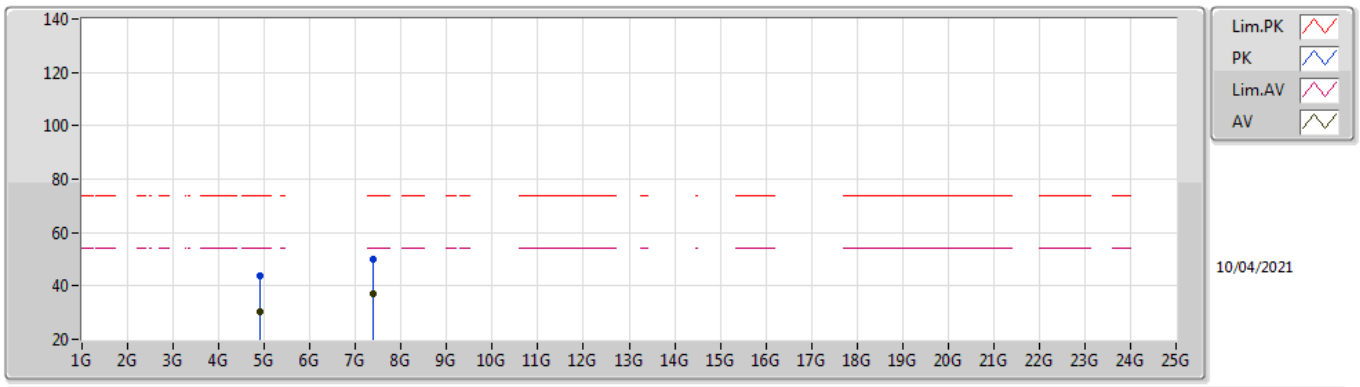

Type	Freq	Level	Limit	Margin	Factor	Dist	Condition	Azimuth	Height	Comment	Raw	AF	CL	PA
	(Hz)	(dBuV/m)	(dBuV/m)	(dB)	(dB)	(m)		(°)	(m)		(dBuV)	(dB)	(dB)	(dB)
AV	4.91134G	30.42	54.00	-23.58	5.78	3	Horizontal	53	1.09	-	24.64	31.05	8.98	34.25
AV	7.40016G	37.08	54.00	-16.92	12.22	3	Horizontal	343	1.82	-	24.86	36.10	10.71	34.59
PK	4.90996G	43.82	74.00	-30.18	5.77	3	Horizontal	53	1.09	-	38.05	31.04	8.98	34.25
PK	7.40022G	50.24	74.00	-23.76	12.22	3	Horizontal	343	1.82	-	38.02	36.10	10.71	34.59

VHT20_Nss1,(MCS0)_2TX

2412MHz_TX

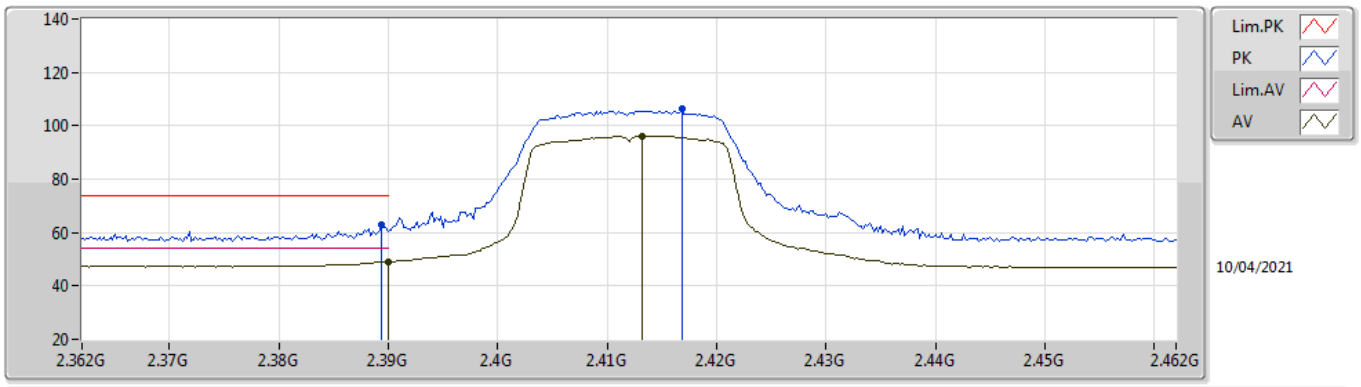

Type	Freq	Level	Limit	Margin	Factor	Dist	Condition	Azimuth	Height	Comment	Raw	AF	CL	PA
	(Hz)	(dBuV/m)	(dBuV/m)	(dB)	(dB)	(m)		(°)	(m)		(dBuV)	(dB)	(dB)	(dB)
AV	2.39G	48.98	54.00	-5.02	34.88	3	Vertical	177	1.21	-	14.10	27.62	7.26	-
AV	2.4132G	96.15	Inf	-Inf	34.82	3	Vertical	177	1.21	-	61.33	27.55	7.27	-
PK	2.3894G	62.90	74.00	-11.10	34.88	3	Vertical	177	1.21	-	28.02	27.62	7.26	-
PK	2.4168G	106.19	Inf	-Inf	34.80	3	Vertical	177	1.21	-	71.39	27.53	7.27	-

VHT20_Nss1,(MCS0)_2TX

2412MHz_TX

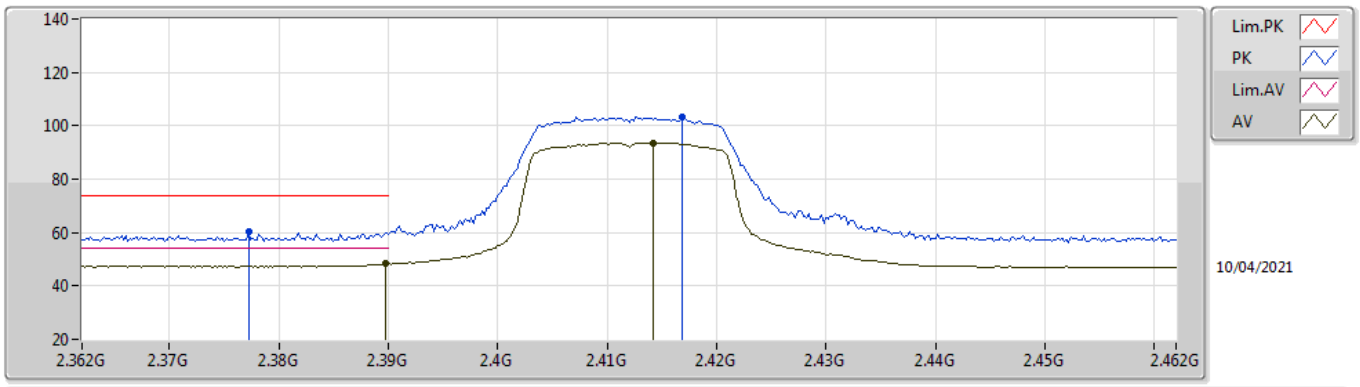

Type	Freq	Level	Limit	Margin	Factor	Dist	Condition	Azimuth	Height	Comment	Raw	AF	CL	PA
	(Hz)	(dBuV/m)	(dBuV/m)	(dB)	(dB)	(m)		(°)	(m)		(dBuV)	(dB)	(dB)	(dB)
AV	2.3898G	48.23	54.00	-5.77	34.88	3	Horizontal	58	2.90	-	13.35	27.62	7.26	-
AV	2.4142G	93.58	Inf	-Inf	34.81	3	Horizontal	58	2.90	-	58.77	27.54	7.27	-
PK	2.3772G	60.32	74.00	-13.68	34.90	3	Horizontal	58	2.90	-	25.42	27.65	7.25	-
PK	2.4168G	103.26	Inf	-Inf	34.80	3	Horizontal	58	2.90	-	68.46	27.53	7.27	-

VHT20_Nss1,(MCS0)_2TX

2412MHz_TX

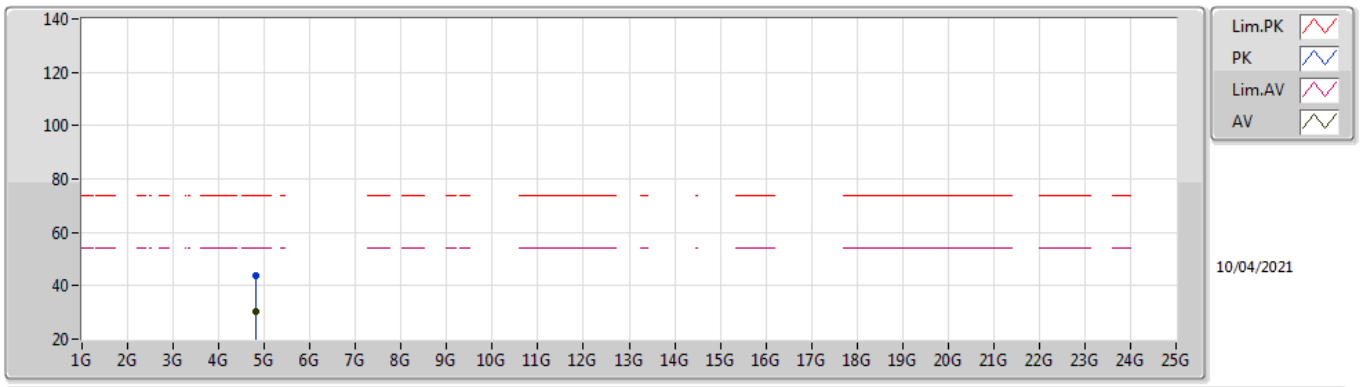

Type	Freq	Level	Limit	Margin	Factor	Dist	Condition	Azimuth	Height	Comment	Raw	AF	CL	PA
	(Hz)	(dBuV/m)	(dBuV/m)	(dB)	(dB)	(m)		(°)	(m)		(dBuV)	(dB)	(dB)	(dB)
AV	4.82682G	30.55	54.00	-23.45	5.65	3	Vertical	30	1.22	-	24.90	31.01	8.92	34.28
PK	4.82628G	43.94	74.00	-30.06	5.65	3	Vertical	30	1.22	-	38.29	31.01	8.92	34.28

VHT20_Nss1,(MCS0)_2TX

2412MHz_TX

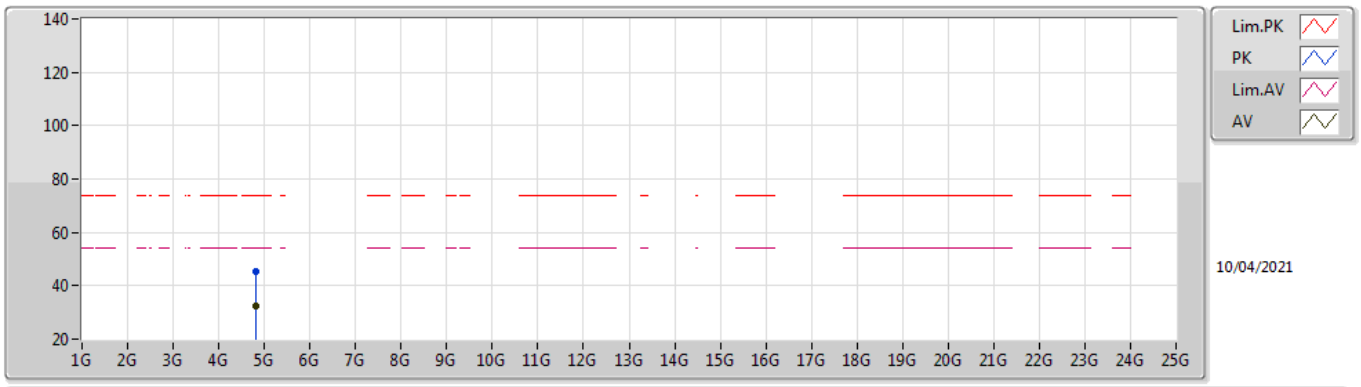

Type	Freq	Level	Limit	Margin	Factor	Dist	Condition	Azimuth	Height	Comment	Raw	AF	CL	PA
	(Hz)	(dBuV/m)	(dBuV/m)	(dB)	(dB)	(m)		(°)	(m)		(dBuV)	(dB)	(dB)	(dB)
AV	4.82526G	32.23	54.00	-21.77	5.64	3	Horizontal	107	3.00	-	26.59	31.00	8.92	34.28
PK	4.82502G	45.32	74.00	-28.68	5.64	3	Horizontal	107	3.00	-	39.68	31.00	8.92	34.28

VHT20_Nss1,(MCS0)_2TX

2417MHz_TX

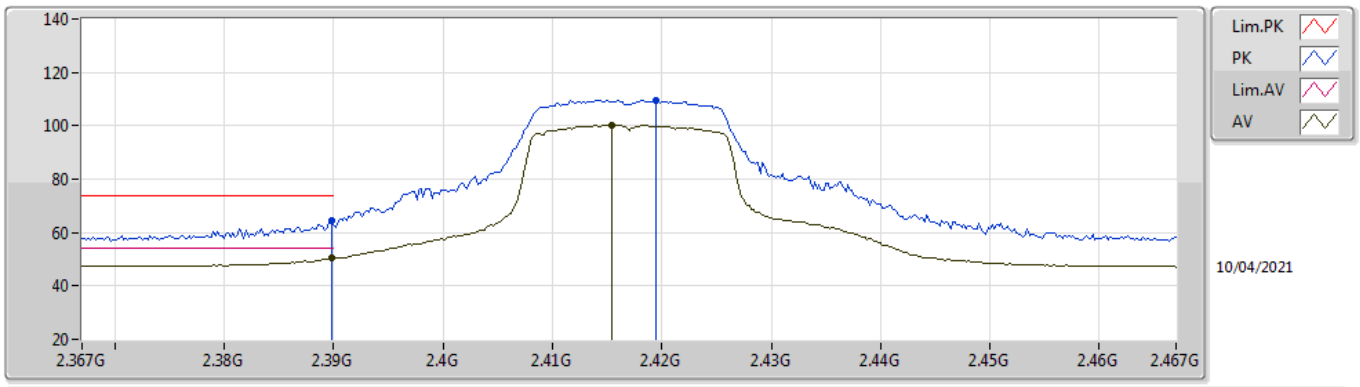

Type	Freq	Level	Limit	Margin	Factor	Dist	Condition	Azimuth	Height	Comment	Raw	AF	CL	PA
	(Hz)	(dBuV/m)	(dBuV/m)	(dB)	(dB)	(m)		(°)	(m)		(dBuV)	(dB)	(dB)	(dB)
AV	2.3898G	50.27	54.00	-3.73	34.88	3	Vertical	159	2.85	-	15.39	27.62	7.26	-
AV	2.4154G	100.19	Inf	-Inf	34.81	3	Vertical	159	2.85	-	65.38	27.54	7.27	-
PK	2.3898G	64.41	74.00	-9.59	34.88	3	Vertical	159	2.85	-	29.53	27.62	7.26	-
PK	2.4194G	109.63	Inf	-Inf	34.80	3	Vertical	159	2.85	-	74.83	27.52	7.28	-

VHT20_Nss1,(MCS0)_2TX

2417MHz_TX

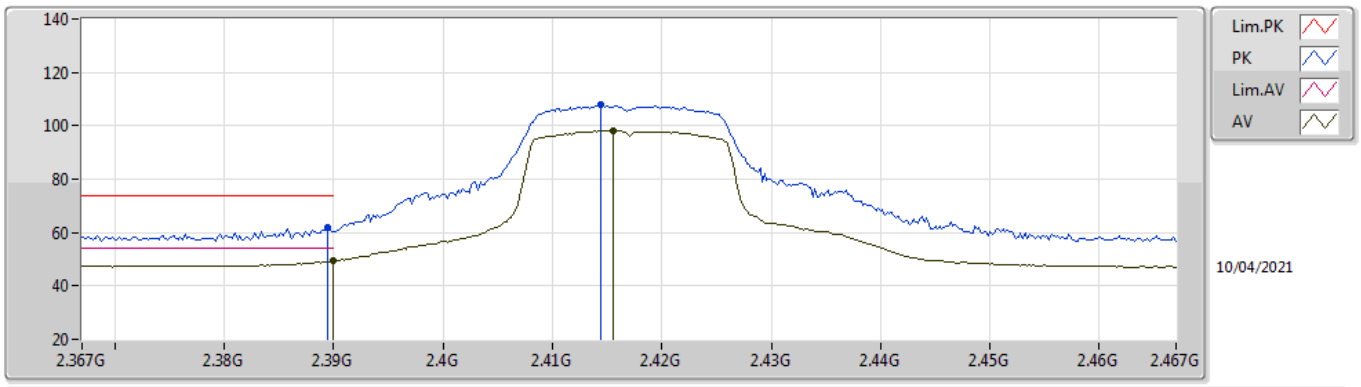

Type	Freq	Level	Limit	Margin	Factor	Dist	Condition	Azimuth	Height	Comment	Raw	AF	CL	PA
	(Hz)	(dBuV/m)	(dBuV/m)	(dB)	(dB)	(m)		(°)	(m)		(dBuV)	(dB)	(dB)	(dB)
AV	2.39G	49.39	54.00	-4.61	34.88	3	Horizontal	56	2.90	-	14.51	27.62	7.26	-
AV	2.4156G	98.32	Inf	-Inf	34.81	3	Horizontal	56	2.90	-	63.51	27.54	7.27	-
PK	2.3894G	61.87	74.00	-12.13	34.88	3	Horizontal	56	2.90	-	26.99	27.62	7.26	-
PK	2.4144G	107.91	Inf	-Inf	34.81	3	Horizontal	56	2.90	-	73.10	27.54	7.27	-

VHT20_Nss1,(MCS0)_2TX

2437MHz_TX

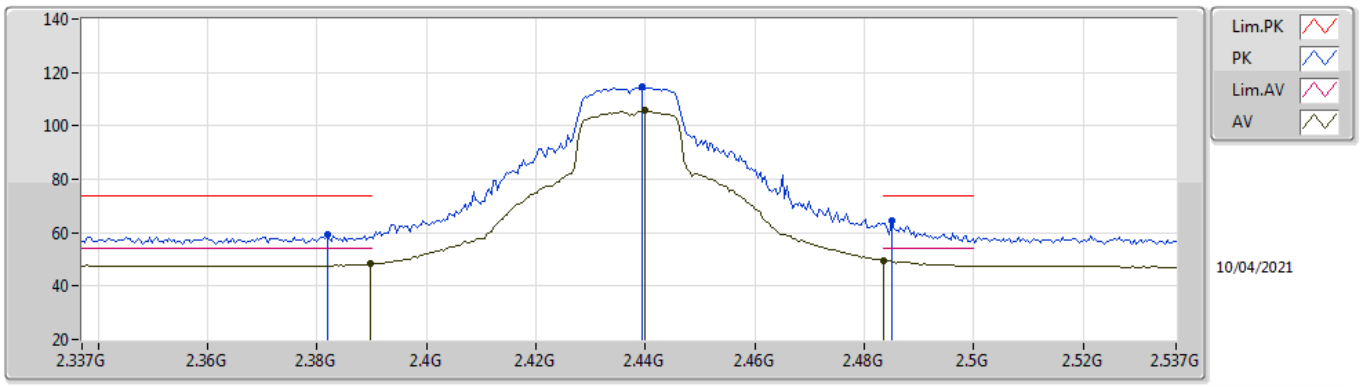

Type	Freq	Level	Limit	Margin	Factor	Dist	Condition	Azimuth	Height	Comment	Raw	AF	CL	PA
	(Hz)	(dBuV/m)	(dBuV/m)	(dB)	(dB)	(m)		(°)	(m)		(dBuV)	(dB)	(dB)	(dB)
AV	2.3898G	48.38	54.00	-5.62	34.88	3	Vertical	159	2.78	-	13.50	27.62	7.26	-
AV	2.4398G	105.70	Inf	-Inf	34.73	3	Vertical	159	2.78	-	70.97	27.44	7.29	-
AV	2.4835G	49.56	54.00	-4.44	34.73	3	Vertical	159	2.78	-	14.83	27.40	7.33	-
PK	2.3818G	59.54	74.00	-14.46	34.89	3	Vertical	159	2.78	-	24.65	27.64	7.25	-
PK	2.4394G	114.53	Inf	-Inf	34.73	3	Vertical	159	2.78	-	79.80	27.44	7.29	-
PK	2.485G	64.43	74.00	-9.57	34.73	3	Vertical	159	2.78	-	29.70	27.40	7.33	-

VHT20_Nss1,(MCS0)_2TX

2437MHz_TX

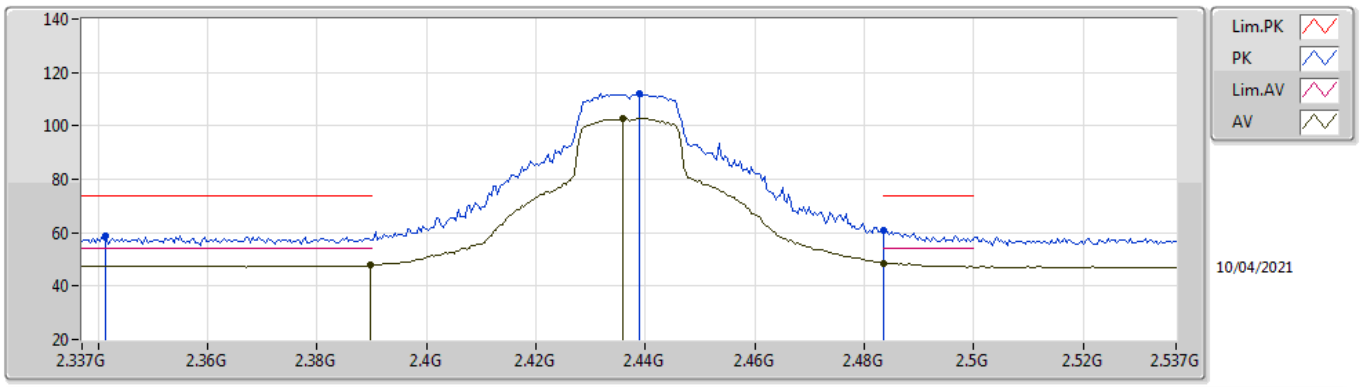

Type	Freq	Level	Limit	Margin	Factor	Dist	Condition	Azimuth	Height	Comment	Raw	AF	CL	PA
	(Hz)	(dBuV/m)	(dBuV/m)	(dB)	(dB)	(m)		(°)	(m)		(dBuV)	(dB)	(dB)	(dB)
AV	2.3898G	47.68	54.00	-6.32	34.88	3	Horizontal	59	2.86	-	12.80	27.62	7.26	-
AV	2.4358G	102.95	Inf	-Inf	34.75	3	Horizontal	59	2.86	-	68.20	27.46	7.29	-
AV	2.4835G	48.68	54.00	-5.32	34.73	3	Horizontal	59	2.86	-	13.95	27.40	7.33	-
PK	2.3414G	58.73	74.00	-15.27	34.96	3	Horizontal	59	2.86	-	23.77	27.73	7.23	-
PK	2.439G	112.06	Inf	-Inf	34.73	3	Horizontal	59	2.86	-	77.33	27.44	7.29	-
PK	2.4835G	60.82	74.00	-13.18	34.73	3	Horizontal	59	2.86	-	26.09	27.40	7.33	-

VHT20_Nss1,(MCS0)_2TX

2437MHz_TX

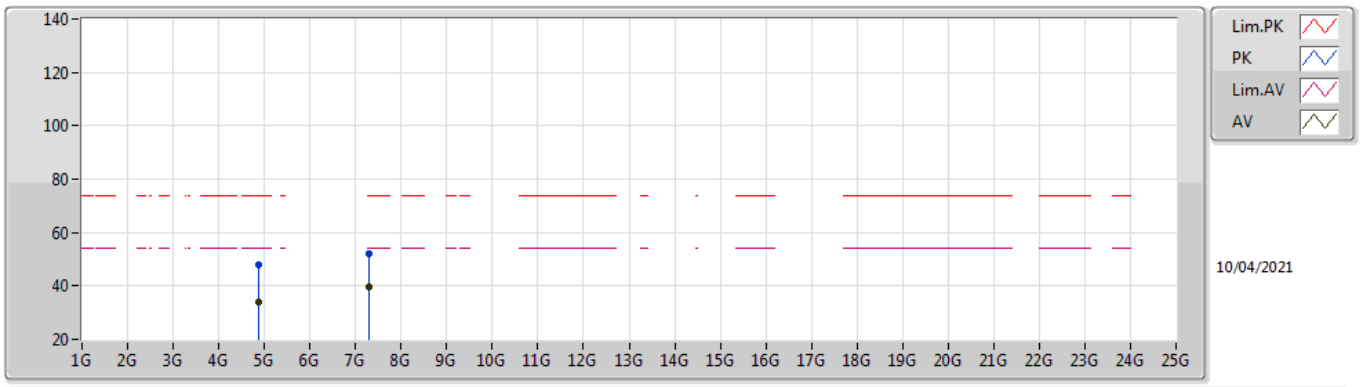

Type	Freq	Level	Limit	Margin	Factor	Dist	Condition	Azimuth	Height	Comment	Raw	AF	CL	PA
	(Hz)	(dBuV/m)	(dBuV/m)	(dB)	(dB)	(m)		(°)	(m)		(dBuV)	(dB)	(dB)	(dB)
AV	4.8746G	34.14	54.00	-19.86	5.75	3	Vertical	30	1.06	-	28.39	31.05	8.96	34.26
AV	7.30902G	39.69	54.00	-14.31	12.41	3	Vertical	80	1.16	-	27.28	36.36	10.62	34.57
PK	4.8776G	47.89	74.00	-26.11	5.74	3	Vertical	30	1.06	-	42.15	31.04	8.96	34.26
PK	7.3083G	52.26	74.00	-21.74	12.42	3	Vertical	80	1.16	-	39.84	36.37	10.62	34.57

VHT20_Nss1,(MCS0)_2TX

2437MHz_TX

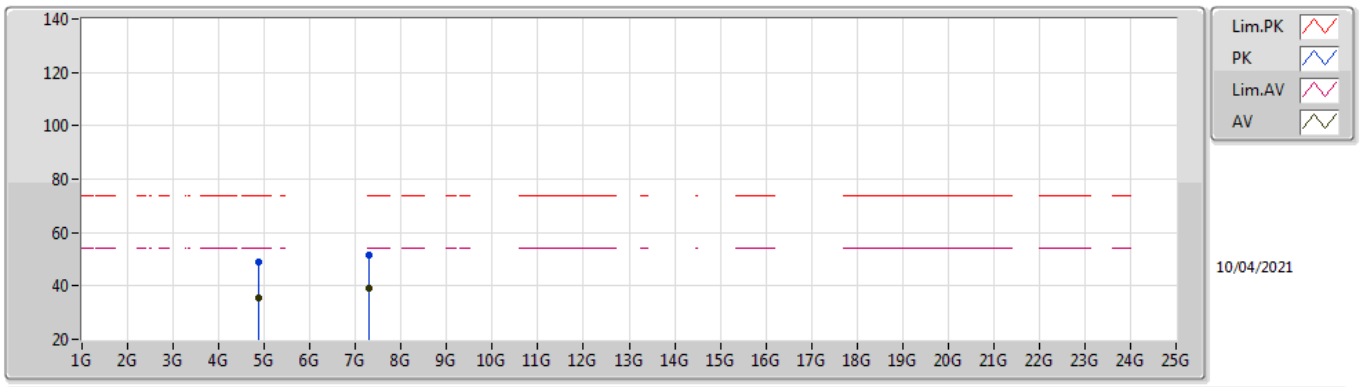

Type	Freq	Level	Limit	Margin	Factor	Dist	Condition	Azimuth	Height	Comment	Raw	AF	CL	PA
	(Hz)	(dBuV/m)	(dBuV/m)	(dB)	(dB)	(m)		(°)	(m)		(dBuV)	(dB)	(dB)	(dB)
AV	4.87376G	35.28	54.00	-18.72	5.75	3	Horizontal	95	2.80	-	29.53	31.05	8.96	34.26
AV	7.30944G	38.91	54.00	-15.09	12.41	3	Horizontal	205	2.27	-	26.50	36.36	10.62	34.57
PK	4.87754G	48.72	74.00	-25.28	5.74	3	Horizontal	95	2.80	-	42.98	31.04	8.96	34.26
PK	7.30506G	51.65	74.00	-22.35	12.43	3	Horizontal	205	2.27	-	39.22	36.38	10.62	34.57

VHT20_Nss1,(MCS0)_2TX

2457MHz_TX

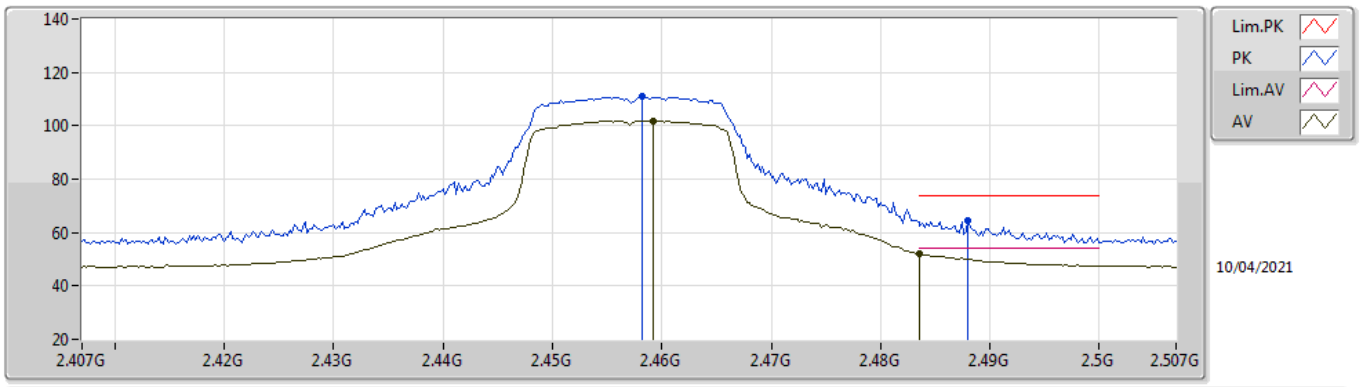

Type	Freq	Level	Limit	Margin	Factor	Dist	Condition	Azimuth	Height	Comment	Raw	AF	CL	PA
	(Hz)	(dBuV/m)	(dBuV/m)	(dB)	(dB)	(m)		(°)	(m)		(dBuV)	(dB)	(dB)	(dB)
AV	2.4592G	101.91	Inf	-Inf	34.71	3	Vertical	178	1.97	-	67.20	27.40	7.31	-
AV	2.4835G	51.94	54.00	-2.06	34.73	3	Vertical	178	1.97	-	17.21	27.40	7.33	-
PK	2.4582G	110.92	Inf	-Inf	34.71	3	Vertical	178	1.97	-	76.21	27.40	7.31	-
PK	2.488G	64.64	74.00	-9.36	34.73	3	Vertical	178	1.97	-	29.91	27.40	7.33	-

VHT20_Nss1,(MCS0)_2TX

2457MHz_TX

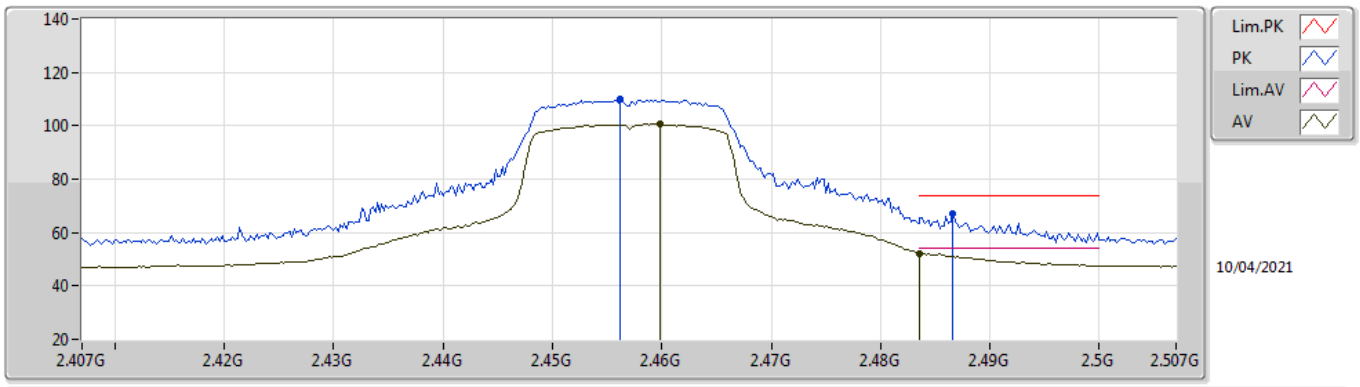

Type	Freq	Level	Limit	Margin	Factor	Dist	Condition	Azimuth	Height	Comment	Raw	AF	CL	PA
	(Hz)	(dBuV/m)	(dBuV/m)	(dB)	(dB)	(m)		(°)	(m)		(dBuV)	(dB)	(dB)	(dB)
AV	2.4598G	100.62	Inf	-Inf	34.71	3	Horizontal	61	2.80	-	65.91	27.40	7.31	-
AV	2.4835G	52.32	54.00	-1.68	34.73	3	Horizontal	61	2.80	-	17.59	27.40	7.33	-
PK	2.4562G	110.03	Inf	-Inf	34.70	3	Horizontal	61	2.80	-	75.33	27.40	7.30	-
PK	2.4866G	66.86	74.00	-7.14	34.73	3	Horizontal	61	2.80	-	32.13	27.40	7.33	-

VHT20_Nss1,(MCS0)_2TX

2462MHz_TX

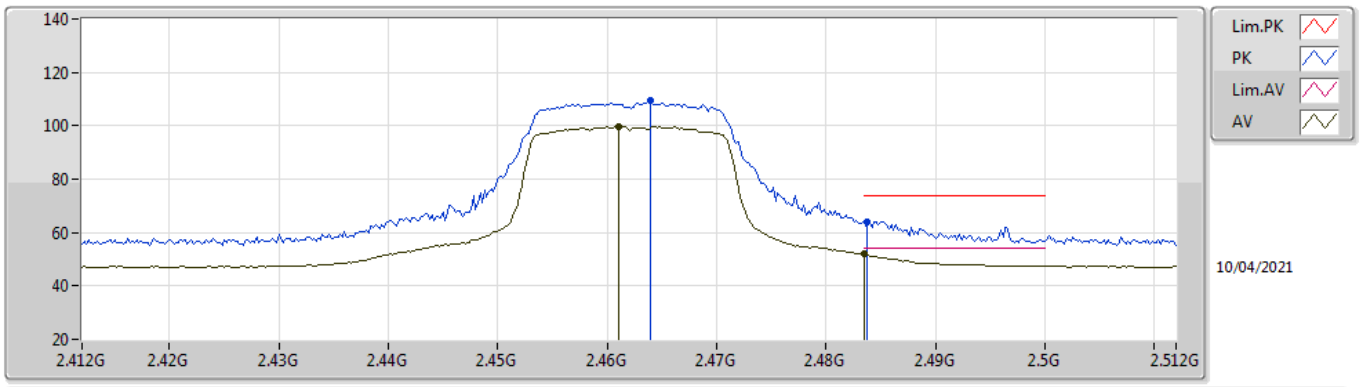

Type	Freq	Level	Limit	Margin	Factor	Dist	Condition	Azimuth	Height	Comment	Raw	AF	CL	PA
	(Hz)	(dBuV/m)	(dBuV/m)	(dB)	(dB)	(m)		(°)	(m)		(dBuV)	(dB)	(dB)	(dB)
AV	2.461G	99.65	Inf	-Inf	34.71	3	Vertical	177	1.98	-	64.94	27.40	7.31	-
AV	2.4835G	51.84	54.00	-2.16	34.73	3	Vertical	177	1.98	-	17.11	27.40	7.33	-
PK	2.464G	109.38	Inf	-Inf	34.71	3	Vertical	177	1.98	-	74.67	27.40	7.31	-
PK	2.4838G	64.01	74.00	-9.99	34.73	3	Vertical	177	1.98	-	29.28	27.40	7.33	-

VHT20_Nss1,(MCS0)_2TX

2462MHz_TX

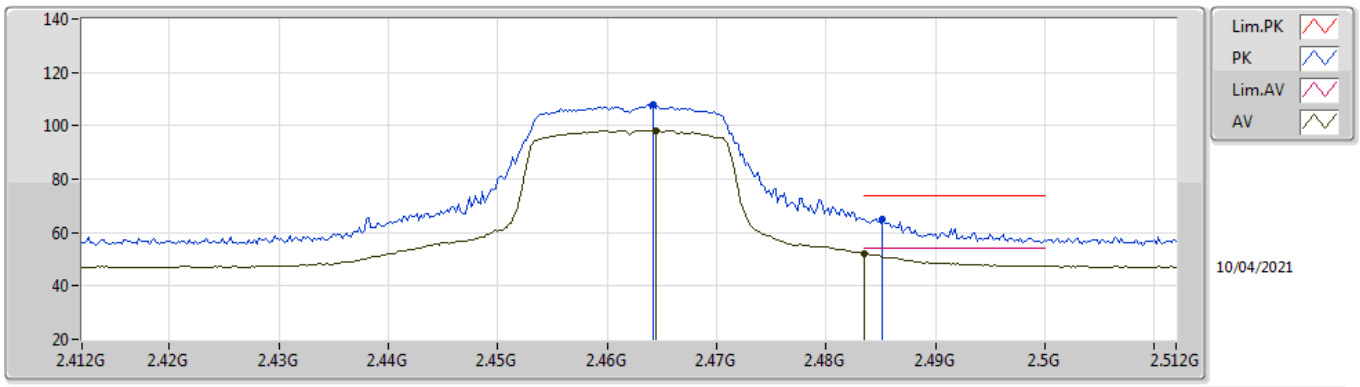

Type	Freq	Level	Limit	Margin	Factor	Dist	Condition	Azimuth	Height	Comment	Raw	AF	CL	PA
	(Hz)	(dBuV/m)	(dBuV/m)	(dB)	(dB)	(m)		(°)	(m)		(dBuV)	(dB)	(dB)	(dB)
AV	2.4644G	98.24	Inf	-Inf	34.71	3	Horizontal	60	2.80	-	63.53	27.40	7.31	-
AV	2.4835G	52.25	54.00	-1.75	34.73	3	Horizontal	60	2.80	-	17.52	27.40	7.33	-
PK	2.4642G	108.01	Inf	-Inf	34.71	3	Horizontal	60	2.80	-	73.30	27.40	7.31	-
PK	2.4852G	65.18	74.00	-8.82	34.73	3	Horizontal	60	2.80	-	30.45	27.40	7.33	-

VHT20_Nss1,(MCS0)_2TX

2462MHz_TX

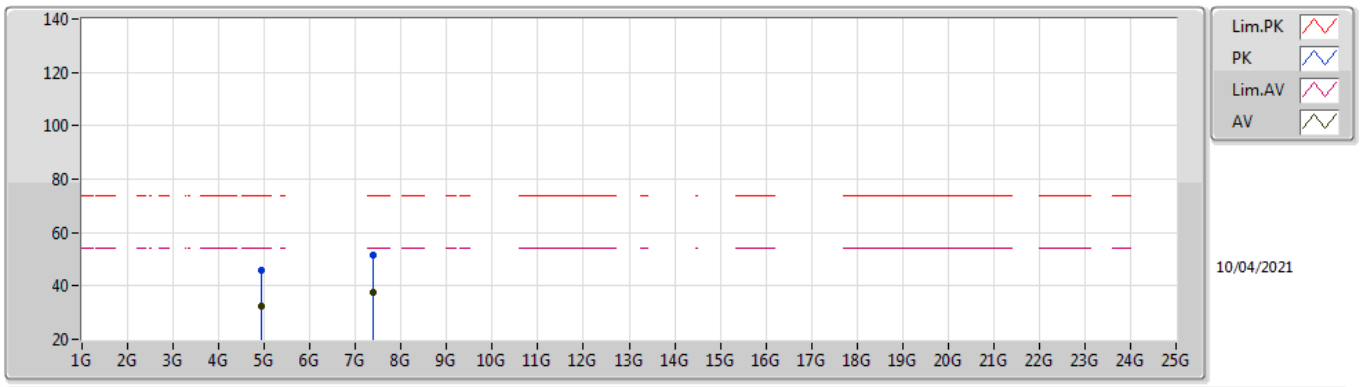

Type	Freq	Level	Limit	Margin	Factor	Dist	Condition	Azimuth	Height	Comment	Raw	AF	CL	PA
	(Hz)	(dBuV/m)	(dBuV/m)	(dB)	(dB)	(m)		(°)	(m)		(dBuV)	(dB)	(dB)	(dB)
AV	4.92424G	32.31	54.00	-21.69	5.84	3	Vertical	354	1.00	-	26.47	31.10	8.99	34.25
AV	7.38876G	37.55	54.00	-16.45	12.24	3	Vertical	282	1.00	-	25.31	36.12	10.70	34.58
PK	4.92412G	45.87	74.00	-28.13	5.84	3	Vertical	354	1.00	-	40.03	31.10	8.99	34.25
PK	7.3839G	51.44	74.00	-22.56	12.24	3	Vertical	282	1.00	-	39.20	36.13	10.69	34.58

VHT20_Nss1,(MCS0)_2TX

2462MHz_TX

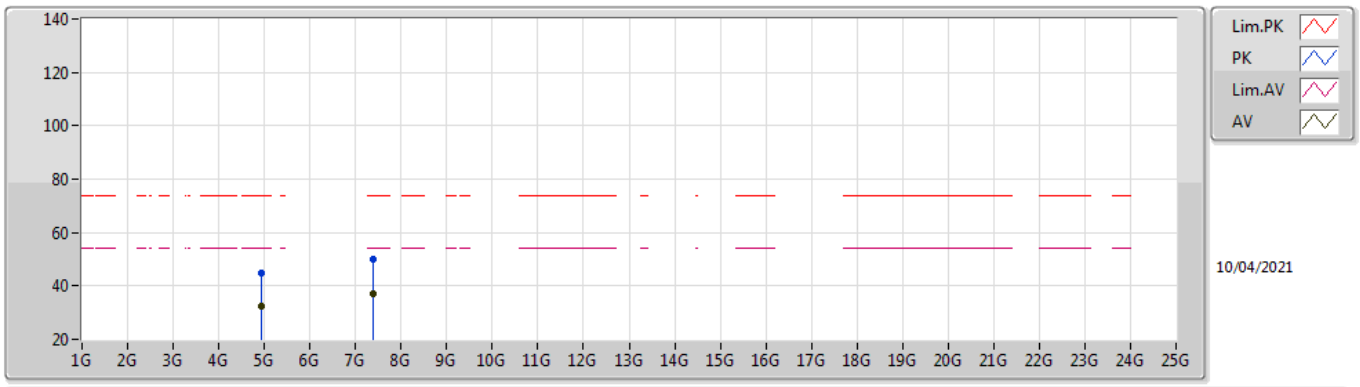

Type	Freq	Level	Limit	Margin	Factor	Dist	Condition	Azimuth	Height	Comment	Raw	AF	CL	PA
	(Hz)	(dBuV/m)	(dBuV/m)	(dB)	(dB)	(m)		(°)	(m)		(dBuV)	(dB)	(dB)	(dB)
AV	4.92412G	32.35	54.00	-21.65	5.84	3	Horizontal	100	1.00	-	26.51	31.10	8.99	34.25
AV	7.3857G	37.08	54.00	-16.92	12.25	3	Horizontal	303	2.93	-	24.83	36.13	10.70	34.58
PK	4.92304G	45.05	74.00	-28.95	5.83	3	Horizontal	100	1.00	-	39.22	31.09	8.99	34.25
PK	7.3884G	50.18	74.00	-23.82	12.24	3	Horizontal	303	2.93	-	37.94	36.12	10.70	34.58

VHT40_Nss1,(MCS0)_2TX

2422MHz_TX

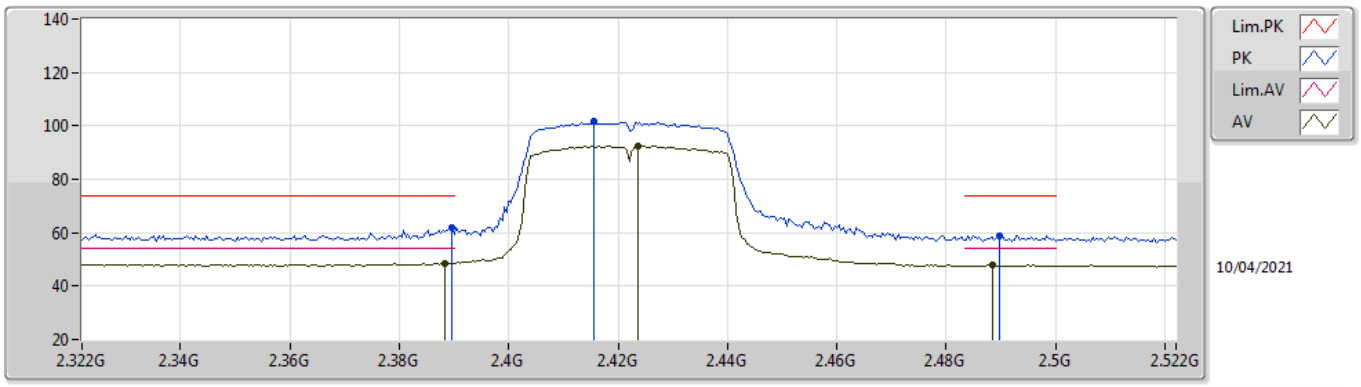

Type	Freq	Level	Limit	Margin	Factor	Dist	Condition	Azimuth	Height	Comment	Raw	AF	CL	PA
	(Hz)	(dBuV/m)	(dBuV/m)	(dB)	(dB)	(m)		(°)	(m)		(dBuV)	(dB)	(dB)	(dB)
AV	2.3884G	48.70	54.00	-5.30	34.87	3	Vertical	154	2.84	-	13.83	27.62	7.25	-
AV	2.4236G	92.53	Inf	-Inf	34.79	3	Vertical	154	2.84	-	57.74	27.51	7.28	-
AV	2.4884G	47.79	54.00	-6.21	34.73	3	Vertical	154	2.84	-	13.06	27.40	7.33	-
PK	2.3896G	61.84	74.00	-12.16	34.88	3	Vertical	154	2.84	-	26.96	27.62	7.26	-
PK	2.4156G	101.60	Inf	-Inf	34.81	3	Vertical	154	2.84	-	66.79	27.54	7.27	-
PK	2.4896G	58.97	74.00	-15.03	34.73	3	Vertical	154	2.84	-	24.24	27.40	7.33	-

VHT40_Nss1,(MCS0)_2TX

2422MHz_TX

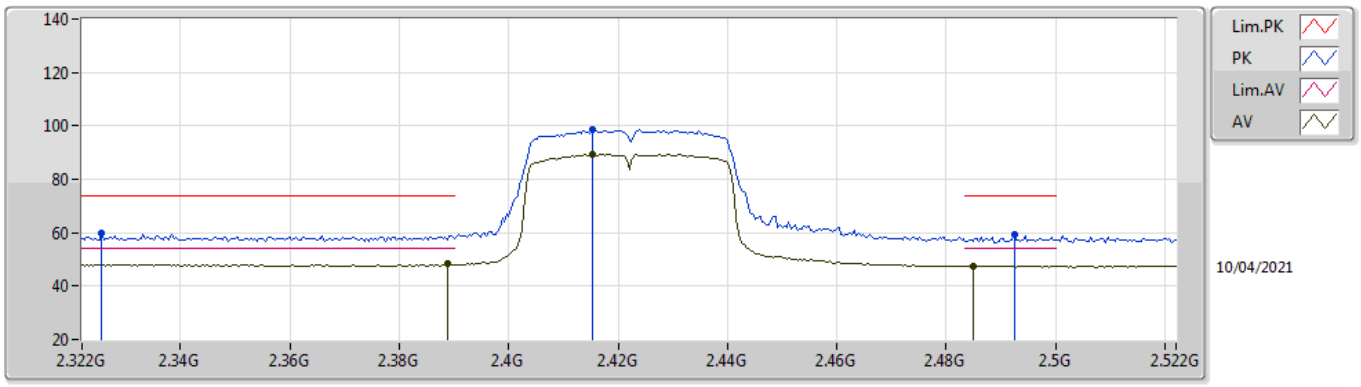

Type	Freq	Level	Limit	Margin	Factor	Dist	Condition	Azimuth	Height	Comment	Raw	AF	CL	PA
	(Hz)	(dBuV/m)	(dBuV/m)	(dB)	(dB)	(m)		(°)	(m)		(dBuV)	(dB)	(dB)	(dB)
AV	2.3888G	48.21	54.00	-5.79	34.87	3	Horizontal	58	2.88	-	13.34	27.62	7.25	-
AV	2.4152G	89.33	Inf	-Inf	34.81	3	Horizontal	58	2.88	-	54.52	27.54	7.27	-
AV	2.4848G	47.54	54.00	-6.46	34.73	3	Horizontal	58	2.88	-	12.81	27.40	7.33	-
PK	2.3256G	59.59	74.00	-14.41	35.03	3	Horizontal	58	2.88	-	24.56	27.80	7.23	-
PK	2.4152G	98.48	Inf	-Inf	34.81	3	Horizontal	58	2.88	-	63.67	27.54	7.27	-
PK	2.4924G	59.17	74.00	-14.83	34.73	3	Horizontal	58	2.88	-	24.44	27.40	7.33	-

VHT40_Nss1,(MCS0)_2TX

2422MHz_TX

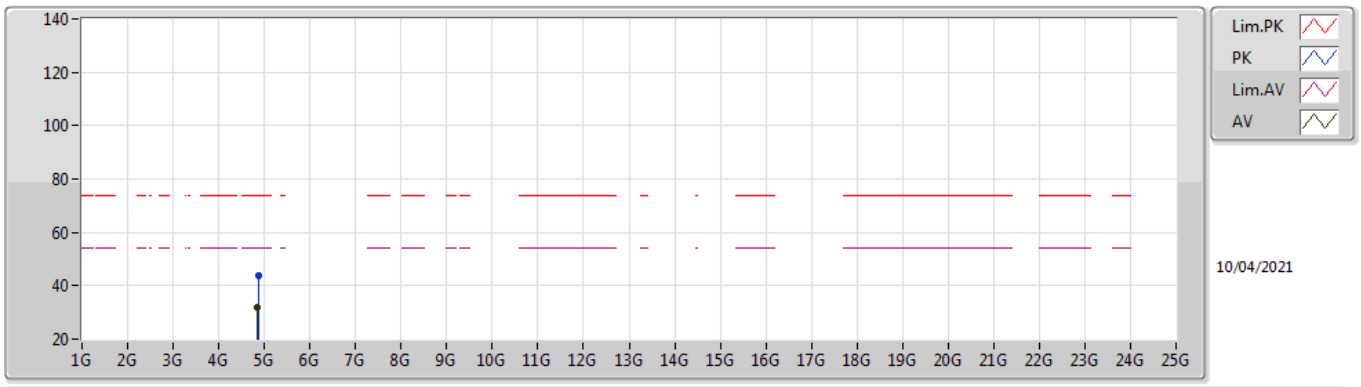

Type	Freq	Level	Limit	Margin	Factor	Dist	Condition	Azimuth	Height	Comment	Raw	AF	CL	PA
	(Hz)	(dBuV/m)	(dBuV/m)	(dB)	(dB)	(m)		(°)	(m)		(dBuV)	(dB)	(dB)	(dB)
AV	4.84232G	32.13	54.00	-21.87	5.73	3	Vertical	18	1.77	-	26.40	31.07	8.93	34.27
PK	4.86144G	43.98	74.00	-30.02	5.76	3	Vertical	18	1.77	-	38.22	31.08	8.95	34.27

VHT40_Nss1,(MCS0)_2TX

2422MHz_TX

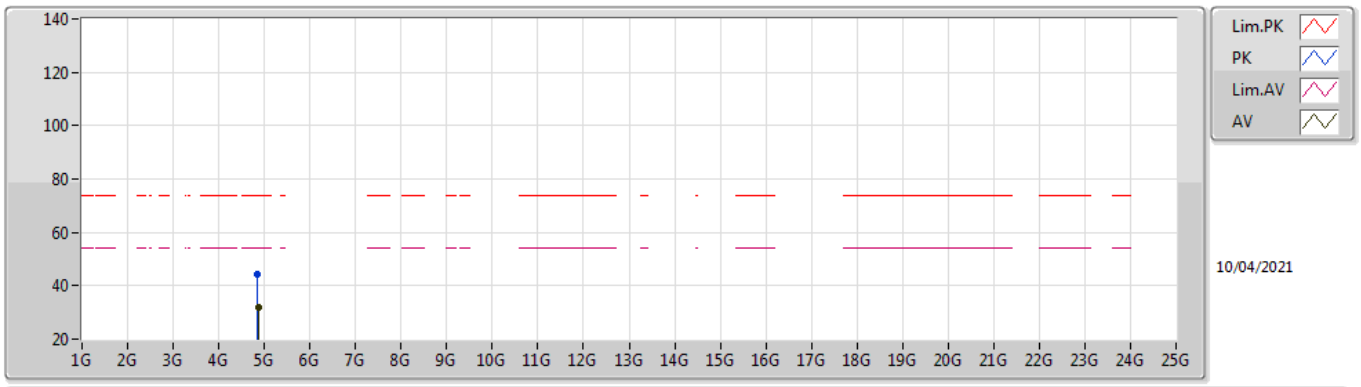

Type	Freq	Level	Limit	Margin	Factor	Dist	Condition	Azimuth	Height	Comment	Raw	AF	CL	PA
	(Hz)	(dBuV/m)	(dBuV/m)	(dB)	(dB)	(m)		(°)	(m)		(dBuV)	(dB)	(dB)	(dB)
AV	4.86G	31.92	54.00	-22.08	5.76	3	Horizontal	8	2.35	-	26.16	31.08	8.95	34.27
PK	4.85352G	44.14	74.00	-29.86	5.76	3	Horizontal	8	2.35	-	38.38	31.09	8.94	34.27

VHT40_Nss1,(MCS0)_2TX

2427MHz_TX

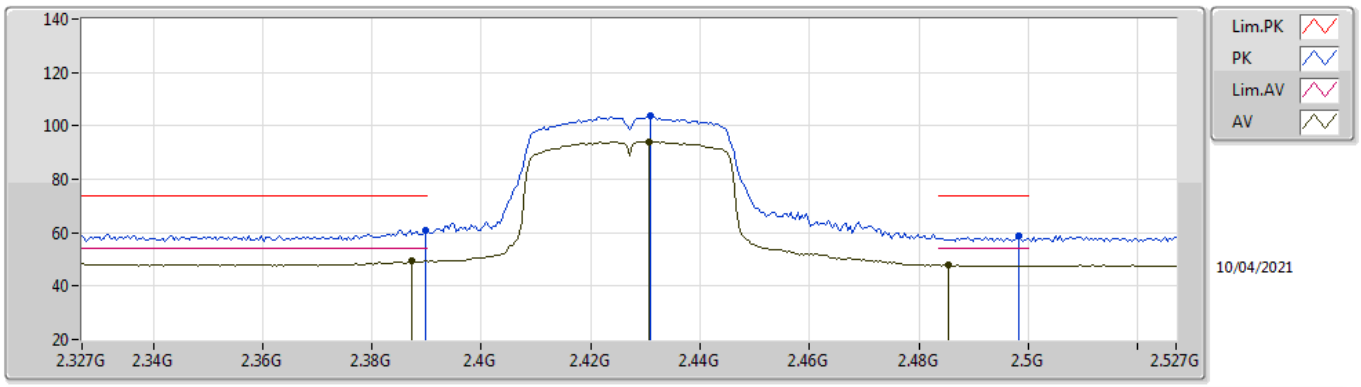

Type	Freq	Level	Limit	Margin	Factor	Dist	Condition	Azimuth	Height	Comment	Raw	AF	CL	PA
	(Hz)	(dBuV/m)	(dBuV/m)	(dB)	(dB)	(m)		(°)	(m)		(dBuV)	(dB)	(dB)	(dB)
AV	2.3874G	49.54	54.00	-4.46	34.88	3	Vertical	27	2.55	-	14.66	27.63	7.25	-
AV	2.4306G	94.15	Inf	-Inf	34.76	3	Vertical	27	2.55	-	59.39	27.48	7.28	-
AV	2.4854G	47.73	54.00	-6.27	34.73	3	Vertical	27	2.55	-	13.00	27.40	7.33	-
PK	2.3898G	61.11	74.00	-12.89	34.88	3	Vertical	27	2.55	-	26.23	27.62	7.26	-
PK	2.431G	103.98	Inf	-Inf	34.76	3	Vertical	27	2.55	-	69.22	27.48	7.28	-
PK	2.4982G	58.71	74.00	-15.29	34.74	3	Vertical	27	2.55	-	23.97	27.40	7.34	-

VHT40_Nss1,(MCS0)_2TX

2427MHz_TX

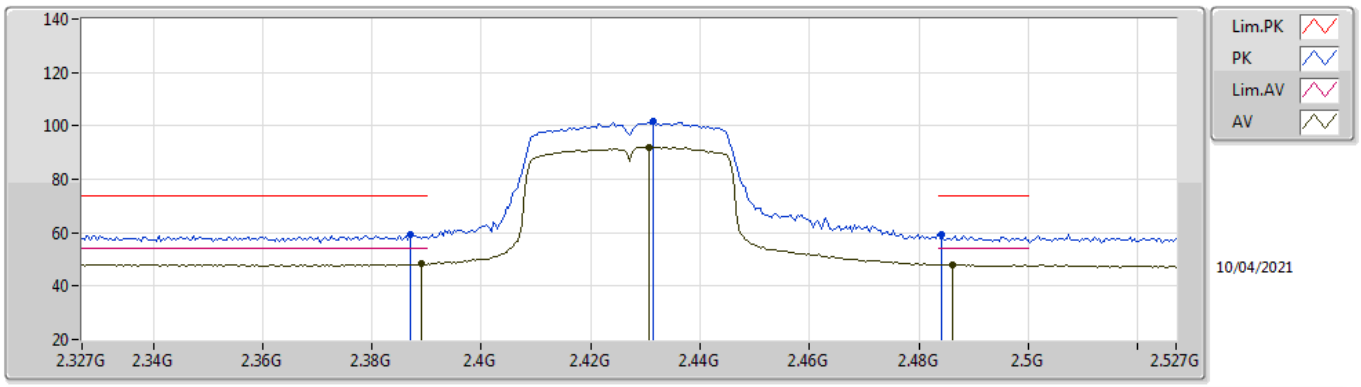

Type	Freq	Level	Limit	Margin	Factor	Dist	Condition	Azimuth	Height	Comment	Raw	AF	CL	PA
	(Hz)	(dBuV/m)	(dBuV/m)	(dB)	(dB)	(m)		(°)	(m)		(dBuV)	(dB)	(dB)	(dB)
AV	2.389G	48.31	54.00	-5.69	34.88	3	Horizontal	58	2.83	-	13.43	27.62	7.26	-
AV	2.4306G	92.06	Inf	-Inf	34.76	3	Horizontal	58	2.83	-	57.30	27.48	7.28	-
AV	2.4862G	48.13	54.00	-5.87	34.73	3	Horizontal	58	2.83	-	13.40	27.40	7.33	-
PK	2.387G	59.23	74.00	-14.77	34.88	3	Horizontal	58	2.83	-	24.35	27.63	7.25	-
PK	2.4314G	101.91	Inf	-Inf	34.76	3	Horizontal	58	2.83	-	67.15	27.47	7.29	-
PK	2.4842G	59.29	74.00	-14.71	34.73	3	Horizontal	58	2.83	-	24.56	27.40	7.33	-

VHT40_Nss1,(MCS0)_2TX

2437MHz_TX

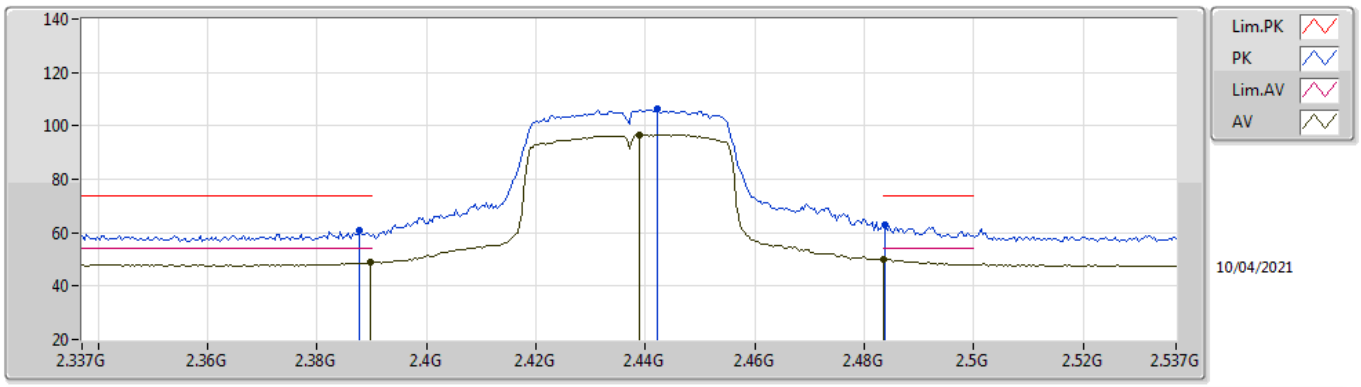

Type	Freq	Level	Limit	Margin	Factor	Dist	Condition	Azimuth	Height	Comment	Raw	AF	CL	PA
	(Hz)	(dBuV/m)	(dBuV/m)	(dB)	(dB)	(m)		(°)	(m)		(dBuV)	(dB)	(dB)	(dB)
AV	2.3898G	48.86	54.00	-5.14	34.88	3	Vertical	160	2.79	-	13.98	27.62	7.26	-
AV	2.439G	96.71	Inf	-Inf	34.73	3	Vertical	160	2.79	-	61.98	27.44	7.29	-
AV	2.4835G	49.94	54.00	-4.06	34.73	3	Vertical	160	2.79	-	15.21	27.40	7.33	-
PK	2.3878G	60.78	74.00	-13.22	34.87	3	Vertical	160	2.79	-	25.91	27.62	7.25	-
PK	2.4422G	106.29	Inf	-Inf	34.72	3	Vertical	160	2.79	-	71.57	27.43	7.29	-
PK	2.4838G	63.08	74.00	-10.92	34.73	3	Vertical	160	2.79	-	28.35	27.40	7.33	-

VHT40_Nss1,(MCS0)_2TX

2437MHz_TX

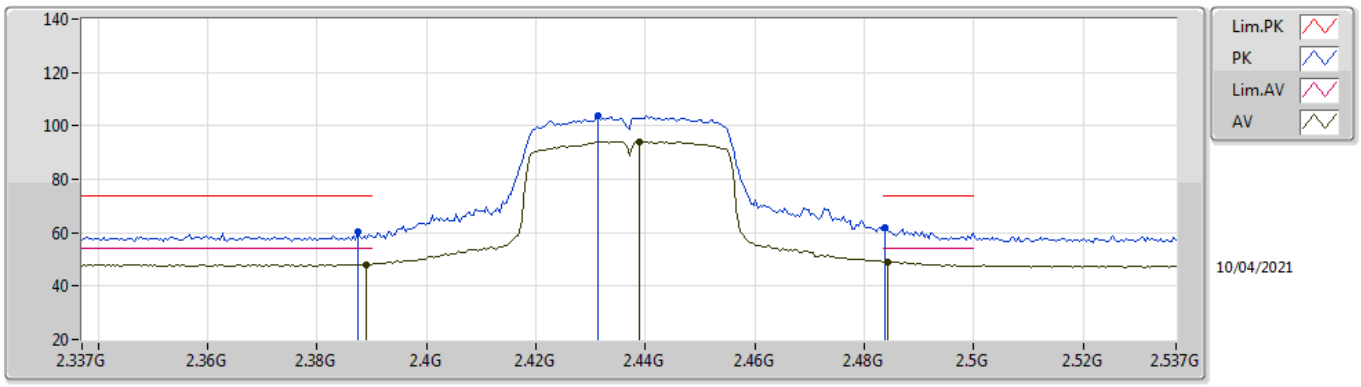

Type	Freq	Level	Limit	Margin	Factor	Dist	Condition	Azimuth	Height	Comment	Raw	AF	CL	PA
	(Hz)	(dBuV/m)	(dBuV/m)	(dB)	(dB)	(m)		(°)	(m)		(dBuV)	(dB)	(dB)	(dB)
AV	2.389G	48.13	54.00	-5.87	34.88	3	Horizontal	58	2.84	-	13.25	27.62	7.26	-
AV	2.439G	94.04	Inf	-Inf	34.73	3	Horizontal	58	2.84	-	59.31	27.44	7.29	-
AV	2.4842G	49.21	54.00	-4.79	34.73	3	Horizontal	58	2.84	-	14.48	27.40	7.33	-
PK	2.3874G	60.56	74.00	-13.44	34.88	3	Horizontal	58	2.84	-	25.68	27.63	7.25	-
PK	2.4314G	103.69	Inf	-Inf	34.76	3	Horizontal	58	2.84	-	68.93	27.47	7.29	-
PK	2.4838G	62.10	74.00	-11.90	34.73	3	Horizontal	58	2.84	-	27.37	27.40	7.33	-

VHT40_Nss1,(MCS0)_2TX

2437MHz_TX

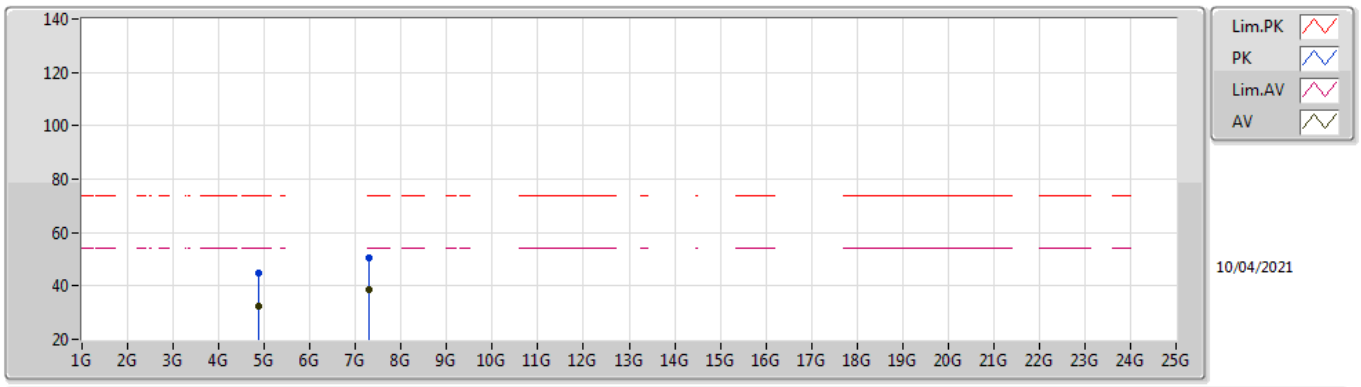

Type	Freq	Level	Limit	Margin	Factor	Dist	Condition	Azimuth	Height	Comment	Raw	AF	CL	PA
	(Hz)	(dBuV/m)	(dBuV/m)	(dB)	(dB)	(m)		(°)	(m)		(dBuV)	(dB)	(dB)	(dB)
AV	4.88592G	32.52	54.00	-21.48	5.73	3	Vertical	249	1.10	-	26.79	31.03	8.96	34.26
AV	7.30204G	38.48	54.00	-15.52	12.43	3	Vertical	11	2.04	-	26.05	36.39	10.61	34.57
PK	4.8876G	44.86	74.00	-29.14	5.73	3	Vertical	249	1.10	-	39.13	31.02	8.97	34.26
PK	7.29588G	50.68	74.00	-23.32	12.42	3	Vertical	11	2.04	-	38.26	36.38	10.61	34.57

VHT40_Nss1,(MCS0)_2TX

2437MHz_TX

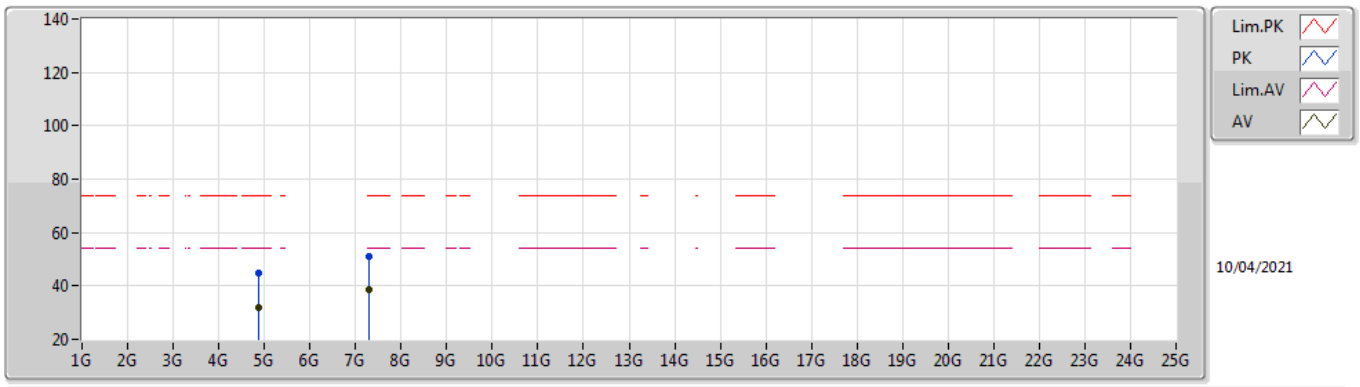

Type	Freq	Level	Limit	Margin	Factor	Dist	Condition	Azimuth	Height	Comment	Raw	AF	CL	PA
	(Hz)	(dBuV/m)	(dBuV/m)	(dB)	(dB)	(m)		(°)	(m)		(dBuV)	(dB)	(dB)	(dB)
AV	4.88832G	32.09	54.00	-21.91	5.73	3	Horizontal	134	2.12	-	26.36	31.02	8.97	34.26
AV	7.293G	38.44	54.00	-15.56	12.40	3	Horizontal	198	1.39	-	26.04	36.37	10.60	34.57
PK	4.87848G	44.58	74.00	-29.42	5.74	3	Horizontal	134	2.12	-	38.84	31.04	8.96	34.26
PK	7.29684G	51.11	74.00	-22.89	12.43	3	Horizontal	198	1.39	-	38.68	36.39	10.61	34.57

VHT40_Nss1,(MCS0)_2TX

2447MHz_TX

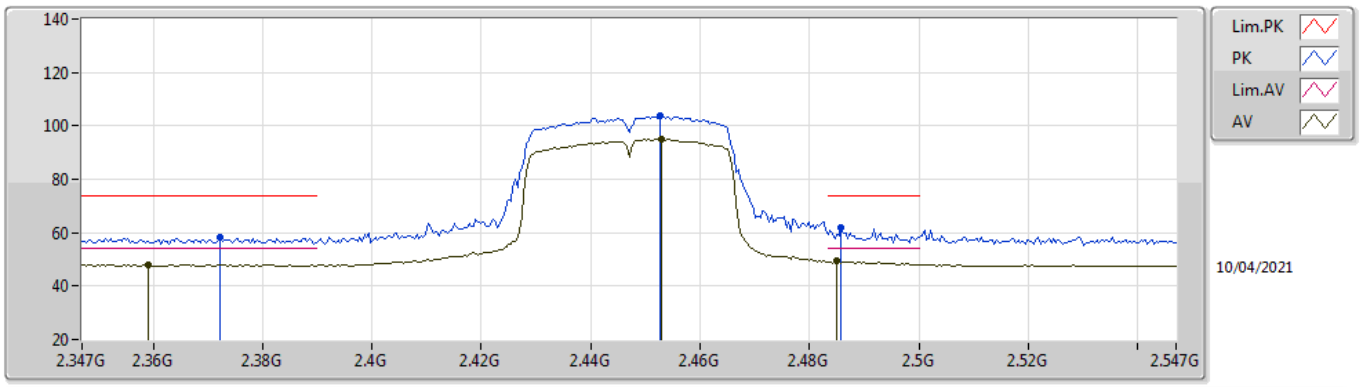

Type	Freq	Level	Limit	Margin	Factor	Dist	Condition	Azimuth	Height	Comment	Raw	AF	CL	PA
	(Hz)	(dBuV/m)	(dBuV/m)	(dB)	(dB)	(m)		(°)	(m)		(dBuV)	(dB)	(dB)	(dB)
AV	2.359G	48.03	54.00	-5.97	34.92	3	Vertical	177	1.32	-	13.11	27.68	7.24	-
AV	2.453G	94.99	Inf	-Inf	34.70	3	Vertical	177	1.32	-	60.29	27.40	7.30	-
AV	2.485G	49.41	54.00	-4.59	34.73	3	Vertical	177	1.32	-	14.68	27.40	7.33	-
PK	2.3722G	58.21	74.00	-15.79	34.91	3	Vertical	177	1.32	-	23.30	27.66	7.25	-
PK	2.4526G	103.64	Inf	-Inf	34.70	3	Vertical	177	1.32	-	68.94	27.40	7.30	-
PK	2.4858G	61.77	74.00	-12.23	34.73	3	Vertical	177	1.32	-	27.04	27.40	7.33	-

VHT40_Nss1,(MCS0)_2TX

2447MHz_TX

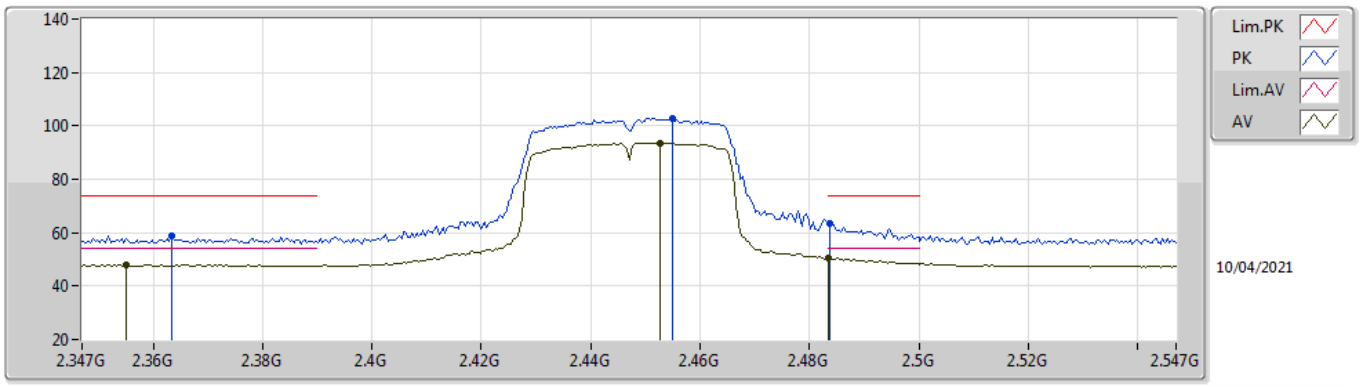

Type	Freq	Level	Limit	Margin	Factor	Dist	Condition	Azimuth	Height	Comment	Raw	AF	CL	PA
	(Hz)	(dBuV/m)	(dBuV/m)	(dB)	(dB)	(m)		(°)	(m)		(dBuV)	(dB)	(dB)	(dB)
AV	2.355G	48.00	54.00	-6.00	34.93	3	Horizontal	60	2.79	-	13.07	27.69	7.24	-
AV	2.4526G	93.62	Inf	-Inf	34.70	3	Horizontal	60	2.79	-	58.92	27.40	7.30	-
AV	2.4835G	50.60	54.00	-3.40	34.73	3	Horizontal	60	2.79	-	15.87	27.40	7.33	-
PK	2.3634G	58.67	74.00	-15.33	34.91	3	Horizontal	60	2.79	-	23.76	27.67	7.24	-
PK	2.455G	102.85	Inf	-Inf	34.70	3	Horizontal	60	2.79	-	68.15	27.40	7.30	-
PK	2.4838G	63.22	74.00	-10.78	34.73	3	Horizontal	60	2.79	-	28.49	27.40	7.33	-

VHT40_Nss1,(MCS0)_2TX

2452MHz_TX

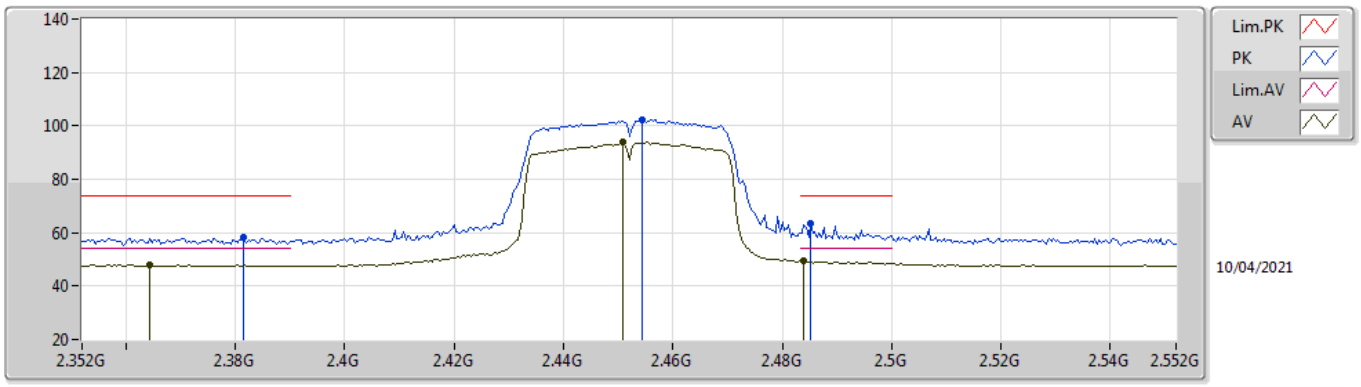

Type	Freq	Level	Limit	Margin	Factor	Dist	Condition	Azimuth	Height	Comment	Raw	AF	CL	PA
	(Hz)	(dBuV/m)	(dBuV/m)	(dB)	(dB)	(m)		(°)	(m)		(dBuV)	(dB)	(dB)	(dB)
AV	2.3644G	47.89	54.00	-6.11	34.91	3	Vertical	295	1.13	-	12.98	27.67	7.24	-
AV	2.4508G	93.86	Inf	-Inf	34.70	3	Vertical	295	1.13	-	59.16	27.40	7.30	-
AV	2.484G	49.26	54.00	-4.74	34.73	3	Vertical	295	1.13	-	14.53	27.40	7.33	-
PK	2.3816G	58.13	74.00	-15.87	34.89	3	Vertical	295	1.13	-	23.24	27.64	7.25	-
PK	2.4544G	102.47	Inf	-Inf	34.70	3	Vertical	295	1.13	-	67.77	27.40	7.30	-
PK	2.4852G	63.60	74.00	-10.40	34.73	3	Vertical	295	1.13	-	28.87	27.40	7.33	-

VHT40_Nss1,(MCS0)_2TX

2452MHz_TX

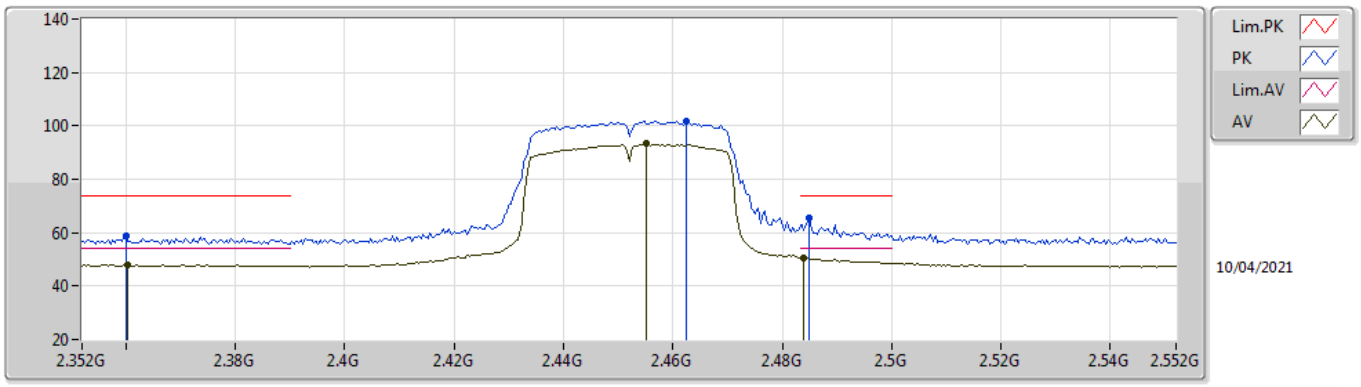

Type	Freq	Level	Limit	Margin	Factor	Dist	Condition	Azimuth	Height	Comment	Raw	AF	CL	PA
	(Hz)	(dBuV/m)	(dBuV/m)	(dB)	(dB)	(m)		(°)	(m)		(dBuV)	(dB)	(dB)	(dB)
AV	2.3604G	47.86	54.00	-6.14	34.92	3	Horizontal	62	2.79	-	12.94	27.68	7.24	-
AV	2.4552G	93.21	Inf	-Inf	34.70	3	Horizontal	62	2.79	-	58.51	27.40	7.30	-
AV	2.484G	50.57	54.00	-3.43	34.73	3	Horizontal	62	2.79	-	15.84	27.40	7.33	-
PK	2.36G	58.62	74.00	-15.38	34.92	3	Horizontal	62	2.79	-	23.70	27.68	7.24	-
PK	2.4624G	101.93	Inf	-Inf	34.71	3	Horizontal	62	2.79	-	67.22	27.40	7.31	-
PK	2.4848G	65.72	74.00	-8.28	34.73	3	Horizontal	62	2.79	-	30.99	27.40	7.33	-

VHT40_Nss1,(MCS0)_2TX

2452MHz_TX

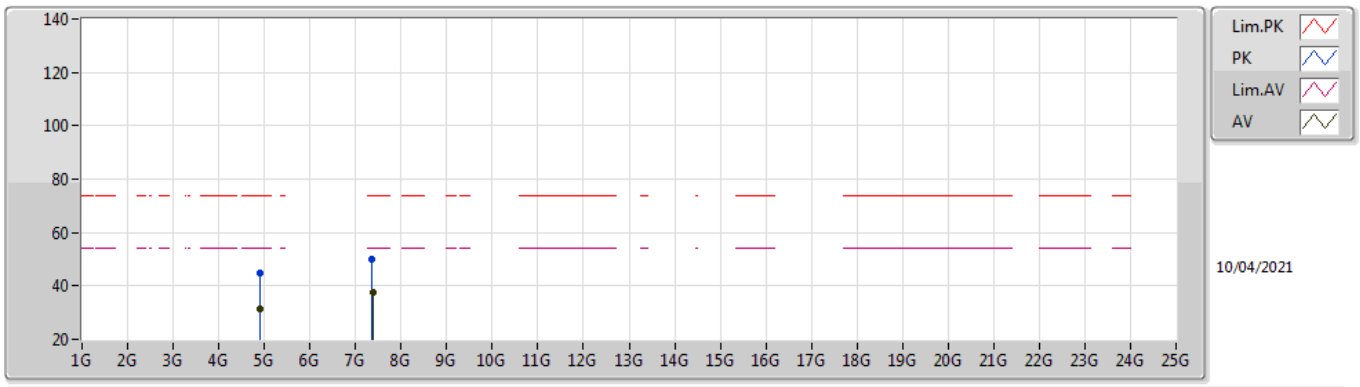

Type	Freq	Level	Limit	Margin	Factor	Dist	Condition	Azimuth	Height	Comment	Raw	AF	CL	PA
	(Hz)	(dBuV/m)	(dBuV/m)	(dB)	(dB)	(m)		(°)	(m)		(dBuV)	(dB)	(dB)	(dB)
AV	4.90544G	31.48	54.00	-22.52	5.75	3	Vertical	360	1.00	-	25.73	31.02	8.98	34.25
AV	7.37472G	37.68	54.00	-16.32	12.25	3	Vertical	233	1.53	-	25.43	36.15	10.68	34.58
PK	4.91264G	44.65	74.00	-29.35	5.78	3	Vertical	360	1.00	-	38.87	31.05	8.98	34.25
PK	7.3692G	49.99	74.00	-24.01	12.26	3	Vertical	233	1.53	-	37.73	36.16	10.68	34.58

VHT40_Nss1,(MCS0)_2TX

2452MHz_TX

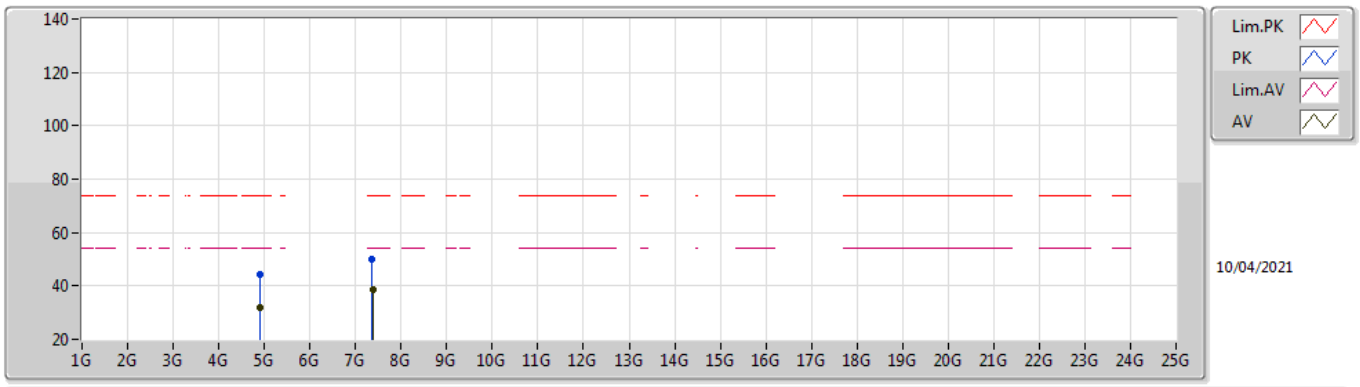

Type	Freq	Level	Limit	Margin	Factor	Dist	Condition	Azimuth	Height	Comment	Raw	AF	CL	PA
	(Hz)	(dBuV/m)	(dBuV/m)	(dB)	(dB)	(m)		(°)	(m)		(dBuV)	(dB)	(dB)	(dB)
AV	4.912G	32.07	54.00	-21.93	5.78	3	Horizontal	123	1.66	-	26.29	31.05	8.98	34.25
AV	7.37288G	38.47	54.00	-15.53	12.25	3	Horizontal	337	1.70	-	26.22	36.15	10.68	34.58
PK	4.9092G	44.52	74.00	-29.48	5.77	3	Horizontal	123	1.66	-	38.75	31.04	8.98	34.25
PK	7.34304G	49.98	74.00	-24.02	12.30	3	Horizontal	337	1.70	-	37.68	36.23	10.65	34.58