FCC Radio Test Report

FCC ID	:	**2AZRF-DCPC02**
Equipment	:	**DHOS Reiri Solution**
Brand Name	:	**Reiri**
Model Name	:	**DCPF01, DCPF05, DCPF10, DCPH01**
Applicant	:	**Daikin Holdings Singapore Pte. Ltd. 10 Ang Mo Kio Ind Park 2, Singapore 569501**
Manufacturer	:	**Daikin Holdings Singapore Pte. Ltd. 10 Ang Mo Kio Ind Park 2, Singapore 569501**
Standard	:	**47 CFR FCC Part 15.407**

The product was received on Mar. 11, 2021, and testing was started from Mar. 16, 2021 and completed on Apr. 13, 2021. We, SPORTON INTERNATIONAL INC. Hsinhua Laboratory, would like to declare that the tested sample has been evaluated in accordance with the procedures given in ANSI C63.10-2013 and shown compliance with the applicable technical standards.

The test results in this report apply exclusively to the tested model / sample. Without written approval of SPORTON INTERNATIONAL INC. Hsinhua Laboratory, the test report shall not be reproduced except in full.

Approved by: Allen Lin

SPORTON INTERNATIONAL INC. Hsinhua Laboratory

No.52, Huaya 1st Rd., Guishan Dist., Taoyuan City 333411, Taiwan (R.O.C.)

Table of Contents

HISTORY OF THIS TEST REPORT 3

SUMMARY OF TEST RESULT 4

1 GENERAL DESCRIPTION 5

1.1 Information 5
1.2 Testing Applied Standards 8
1.3 Testing Location Information 8
1.4 Measurement Uncertainty 8

2 TEST CONFIGURATION OF EUT 9

2.1 Test Condition 9
2.2 Test Channel Mode 9
2.3 The Worst Case Measurement Configuration 10
2.4 Accessories 11
2.5 Support Equipment 11
2.6 Test Setup Diagram 12

3 TRANSMITTER TEST RESULT 13

3.1 AC Power-line Conducted Emissions 13
3.2 Emission Bandwidth 15
3.3 Maximum Conducted Output Power 16
3.4 Peak Power Spectral Density 18
3.5 Unwanted Emissions 20

4 TEST EQUIPMENT AND CALIBRATION DATA 24

APPENDIX A. TEST RESULTS OF AC POWER-LINE CONDUCTED EMISSIONS

APPENDIX B. TEST RESULTS OF EMISSION BANDWIDTH

APPENDIX C. TEST RESULTS OF MAXIMUM CONDUCTED OUTPUT POWER

APPENDIX D. TEST RESULTS OF PEAK POWER SPECTRAL DENSITY

APPENDIX E. TEST RESULTS OF UNWANTED EMISSIONS

APPENDIX F. TEST PHOTOS

PHOTOGRAPHS OF EUT V01

History of this test report

Report No.	Version	Description	Issued Date
FR131024-14AN	01	Initial issue of report	Jun. 17, 2021

Summary of Test Result

Report Clause	Ref. Std. Clause	Test Items	Result (PASS/FAIL)	Remark
1.1.2	15.203	Antenna Requirement	PASS	-
3.1	15.207	AC Power-line Conducted Emissions	PASS	-
3.2	15.407(a)	Emission Bandwidth	PASS	-
3.3	15.407(a)	Maximum Conducted Output Power	PASS	-
3.4	15.407(a)	Peak Power Spectral Density	PASS	-
3.5	15.407(b)	Unwanted Emissions	PASS	-
Note: From Sporton Project No.: FR131024AN.				

Declaration of Conformity:
The test results with all measurement uncertainty excluded are presented in accordance with the regulation limits or requirements declared by manufacturers.
Comments and explanations:
None

Reviewed by: Sam Tsai

Report Producer: Michelle Tsai

1 General Description

1.1 Information

1.1.1 RF General Information

Frequency Range (MHz)	IEEE Std. 802.11	Ch. Frequency (MHz)	Channel Number
5150-5250	a, n (HT20), ac (VHT20)	5180-5240	36-48 [4]
5725-5850		5745-5825	149-165 [5]
5150-5250	n (HT40), ac (VHT40)	5190-5230	38-46 [2]
5725-5850		5755-5795	151-159 [2]
5150-5250	ac (VHT80)	5210	42 [1]
5725-5850		5775	155 [1]

Band	Mode	BWch (MHz)	Nant
5.15-5.25GHz	802.11a	20	1TX(Port 1)
5.725-5.85GHz	802.11a	20	1TX(Port 1)
5.15-5.25GHz	802.11ac VHT20	20	2TX
5.725-5.85GHz	802.11ac VHT20	20	2TX
5.15-5.25GHz	802.11ac VHT40	40	2TX
5.725-5.85GHz	802.11ac VHT40	40	2TX
5.15-5.25GHz	802.11ac VHT80	80	2TX
5.725-5.85GHz	802.11ac VHT80	80	2TX

Note:
- 11a, HT20 and HT40 use a combination of OFDM-BPSK, QPSK, 16QAM, 64QAM modulation.
- VHT20, VHT40, VHT80 use a combination of OFDM-BPSK, QPSK, 16QAM, 64QAM, 256QAM modulation.
- BWch is the nominal channel bandwidth.

1.1.2 Antenna Information

Ant.	Brand	Model Name	Antenna Type	Connector
1	ARISTOTLE ENTERRISES INC	RFA-25-AP957A-4G-40	PIFA	I-PEX
2	ARISTOTLE ENTERRISES INC	RFA-25-AP957M-4B-232	PIFA	I-PEX

Ant.	Port	Gain (dBi)	
		2.4G	5G
1	1	1.76	7.35
2	2	1.31	5.82

Note 1: The EUT has two antennas.

For 2.4GHz function:
For IEEE 802.11 b/g mode (1TX/1RX)
Only Ant. 1 (port 1) can be used as transmitting/receiving antenna.
For IEEE 802.11 n/VHT mode (2TX/2RX)
Ant. 1 (port 1) and Ant. 2 (port 2) could transmit/receive simultaneously.
For 5GHz function:
For IEEE 802.11 a mode (1TX/1RX)
Only Ant. 1 (port 1) can be used as transmitting/receiving antenna.
For IEEE 802.11 n/ac mode (2TX/2RX)
Ant. 1 (port 1) and Ant. 2 (port 2) could transmit/receive simultaneously.

1.1.3 EUT Information

Operational Condition				
EUT Power Type	From AC Adapter			
EUT Function	☐	Outdoor AP	☐	Indoor AP
	☐	Fixed P2P AP	☒	Indoor Client
Beamforming Function	☐	With beamforming	☒	Without beamforming

Type of EUT		
☒	Stand-alone	
☐	Combined (EUT where the radio part is fully integrated within another device)	
	Combined Equipment - Brand Name / Model No.:	…
☐	Plug-in radio (EUT intended for a variety of host systems)	
	Host System - Brand Name / Model No.:	
☐	Other:	

1.1.4 Mode Test Duty Cycle

Mode	DC	DCF(dB)	T(s)	VBW(Hz) ≥ 1/T
802.11a_Nss1,(6Mbps)_1TX	0.946	0.24	2.065m	1k
802.11ac VHT20_Nss1,(MCS0)_2TX	0.909	0.41	1.933m	1k
802.11ac VHT40_Nss1,(MCS0)_2TX	0.813	0.9	952.813u	3k
802.11ac VHT80_Nss1,(MCS0)_2TX	0.719	1.43	461.25u	3k

Note. If DC < 0.98, the DCF was added while measuring Output power and PSD.

1.1.5 Table for Multiple Listing

The model names in the following table are all refer to the identical product.

Brand Name	Description
DCPF01	All the models are identical, the different models served as marketing strategy.
DCPF05	
DCPF10	
DCPH01	

Note: The information is provided by manufacturer.

1.2 Testing Applied Standards

According to the specifications of the manufacturer, the EUT must comply with the requirements of the following standards:

- 47 CFR FCC Part 15
- ANSI C63.10-2013
- KDB 789033 D02 v02r01

The following reference test guidance is not within the scope of accreditation of TAF:

- KDB 662911 D01 v02r01
- KDB 414788 D01 v01r01

1.3 Testing Location Information

Test Lab.：Sporton International Inc. Hsinhua Laboratory				
☒ Hsinhua (**TAF:** 3785)	**ADD:** No.52, Huaya 1st Rd., Guishan Dist., Taoyuan City 333411, Taiwan (R.O.C.)			
	TEL: 886-3-327-3456		**FAX:** 886-3-327-0973	
Test site Designation No. TW3785 with FCC.				
Test Condition	**Test Site No.**	**Test Engineer**	**Test Environment**	**Test Date**
AC Conduction	CO04-HY	Edward Wang	20.8~22.7°C / 54~58%	19/Mar/2021
RF Conducted	TH06-HY	Johnny Yu	20.1~26.9°C / 50~60%	17/Mar/2021~13/Apr/2021
Radiated	03CH02-HY	Daniel Lin	20.7~23.6°C / 52~63%	16/Mar/2021~12/Apr/2021
☐ Wen 33rd.St. (**TAF:** 3785)	**ADD:** No.14-1, Ln. 19, Wen 33rd St., Guishan Dist., Taoyuan City 333010, Taiwan (R.O.C.)			
	TEL: 886-3-318-0787		**FAX:** 886-3-318-0287	
Test site Designation No. TW0008 with FCC.				

1.4 Measurement Uncertainty

ISO/IEC 17025 requires that an estimate of the measurement uncertainties associated with the emissions test results be included in the report. The measurement uncertainties given below are based on a 95% confidence level (based on a coverage factor (k=2)

Test Items	**Uncertainty**	**Remark**
Conducted Emission (150kHz ~ 30MHz)	0.9 dB	Confidence levels of 95%
Radiated Emission (9kHz ~ 30MHz)	2.4 dB	Confidence levels of 95%
Radiated Emission (30MHz ~ 1,000MHz)	3.7 dB	Confidence levels of 95%
Radiated Emission (1GHz ~ 18GHz)	3.6 dB	Confidence levels of 95%
Radiated Emission (18GHz ~ 40GHz)	3.5 dB	Confidence levels of 95%
Conducted Emission	1.0 dB	Confidence levels of 95%
Temperature	0.41 °C	Confidence levels of 95%
Humidity	3.4 %	Confidence levels of 95%

2 Test Configuration of EUT

2.1 Test Condition

Condition Item	Abbreviation/Remark	Remark
TnomVnom	Tnom	20°C
-	Vnom	120V

2.2 Test Channel Mode

Test Software Version	Dos6.1

Mode	Power Setting
802.11a_Nss1,(6Mbps)_1TX	-
5180MHz	97
5200MHz	105
5240MHz	105
5745MHz	127
5785MHz	127
5825MHz	127
802.11ac VHT20_Nss1,(MCS0)_2TX	-
5180MHz	92.92
5200MHz	88.88
5240MHz	88.88
5745MHz	118.118
5785MHz	118.118
5825MHz	119.119
802.11ac VHT40_Nss1,(MCS0)_2TX	-
5190MHz	79.79
5230MHz	92.92
5755MHz	119.119
5795MHz	121.121
802.11ac VHT80_Nss1,(MCS0)_2TX	-
5210MHz	72.72
5775MHz	100.100

2.3 The Worst Case Measurement Configuration

The Worst Case Mode for Following Conformance Tests	
Tests Item	AC power-line conducted emissions
Condition	AC power-line conducted measurement for line and neutral
Operating Mode	CTX
1	Adapter Mode

The Worst Case Mode for Following Conformance Tests	
Tests Item	Emission Bandwidth Maximum Conducted Output Power Peak Power Spectral Density
Test Condition	Conducted measurement at transmit chains

The Worst Case Mode for Following Conformance Tests			
Tests Item	Unwanted Emissions		
Test Condition	Radiated measurement If EUT consist of multiple antenna assembly (multiple antenna are used in EUT regardless of spatial multiplexing MIMO configuration), the radiated test should be performed with highest antenna gain of each antenna type.		
Operating Mode < 1GHz	CTX		
1	Adapter Mode		
Operating Mode > 1GHz	CTX		
Orthogonal Planes of EUT	**X Plane**	**Y Plane**	**Z Plane**
Worst Planes of EUT		V	

2.4 Accessories

Accessories				
AC Adapter	Brand Name	Linshiung Enterprise Co.,Ltd	Model Name	CAADM1129A03
	Manufacturer	Powewrtron Electronics Company.		
	Power Rating	I/P:100 -240 Vac,0.4 A, O/P: 5.0Vdc, 3.0A		
USB Cable	Brand Name	Horng Jye	Model Name	178-001-0401
	Power Cord	0.5 meter, non-shielded cable		

Reminder: Regarding to more detail and other information, please refer to user manual.

2.5 Support Equipment

Support Equipment – Conducted					
No.	**Equipment**	**Brand Name**	**Model Name**	**FCC ID**	**Remark**
1	Notebook	DELL	E5410	-	-
2	Adapter for NB	DELL	HA65NM130	-	-

2.6 Test Setup Diagram

Test Setup Diagram – AC Line Conducted Emission Test

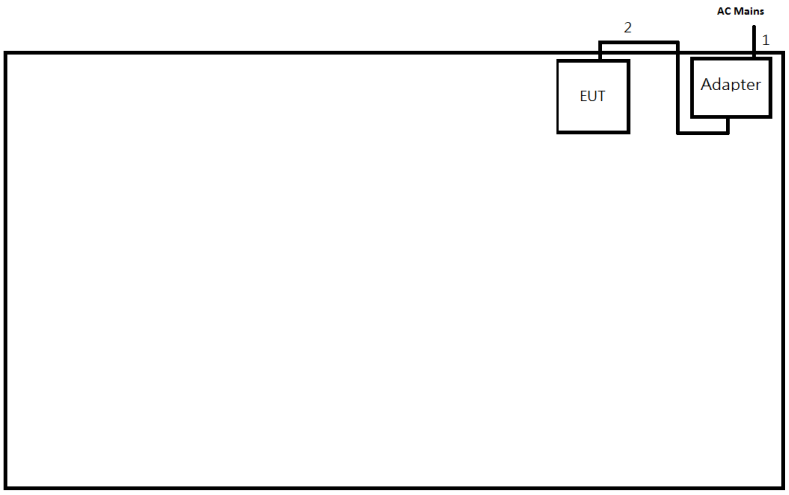

Item	Connection	Shielded	Length(m)	Remark
1	AC Power cable	No	1.8	-
2	USB cable	No	0.5	-

Test Setup Diagram - Radiated Test

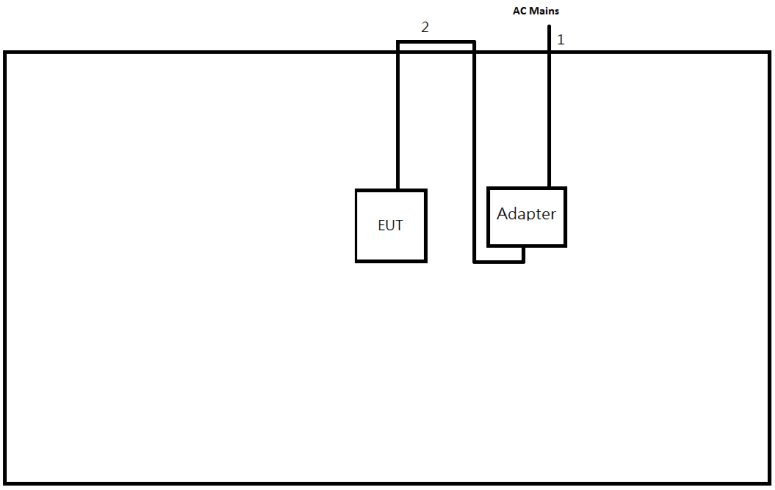

Item	Connection	Shielded	Length(m)	Remark
1	AC Power cable	No	1.8	-
2	USB cable	No	0.5	-

3 Transmitter Test Result

3.1 AC Power-line Conducted Emissions

3.1.1 AC Power-line Conducted Emissions Limit

AC Power-line Conducted Emissions Limit		
Frequency Emission (MHz)	**Quasi-Peak**	**Average**
0.15-0.5	66 - 56 *	56 - 46 *
0.5-5	56	46
5-30	60	50
Note 1: * Decreases with the logarithm of the frequency.		

3.1.2 Measuring Instruments

Refer a test equipment and calibration data table in this test report.

3.1.3 Test Procedures

Test Method
☒ Refer as ANSI C63.10-2013, clause 6.2 for AC power-line conducted emissions.

3.1.4 Measurement Results Calculation

The measured Level is calculated using:
Corrected Reading: Raw(Read Level) +LISN(LISN Factor) + CL(Cable Loss) + AT(Attenuator).

3.1.5 Test Setup

AC Power-line Conducted Emissions

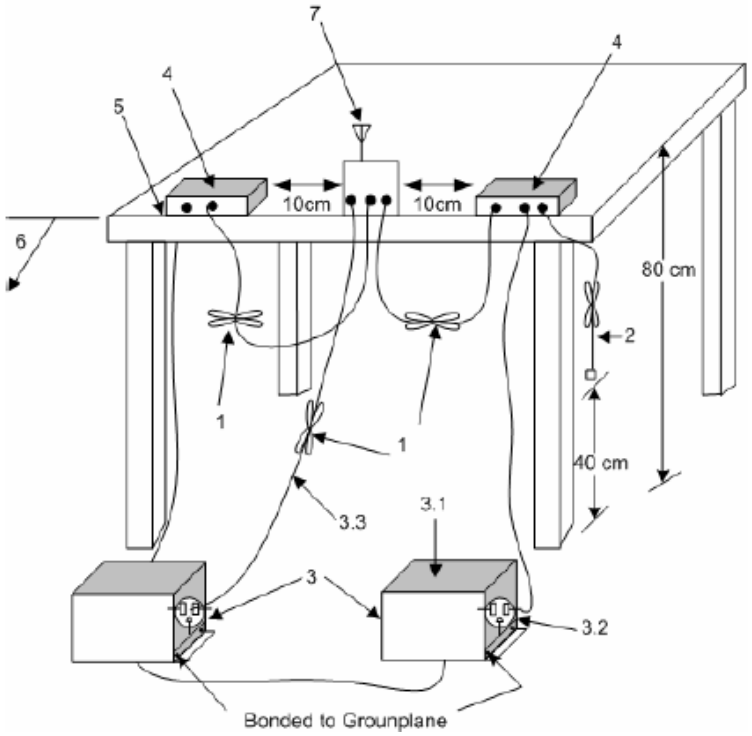

1—Interconnecting cables that hang closer than 40 cm to the ground plane shall be folded back and forth in the center forming a bundle 30 cm to 40 cm long.
2—The I/O cables that are not connected to an accessory shall be bundled in the center. The end of the cable may be terminated, if required, using the correct terminating impedance. The overall length shall not exceed 1 m.
3—EUT connected to one LISN. Unused LISN measuring port connectors shall be terminated in 50Ωloads. LISN may be placed on top of, or immediately beneath, reference ground plane.
3.1—All other equipment powered from additional LISN(s).
3.2—A multiple-outlet strip may be used for multiple power cords of non-EUT equipment.
3.3—LISN at least 80 cm from nearest part of EUT chassis.
4—Non-EUT components of EUT system being tested.
5—Rear of EUT, including peripherals, shall all be aligned and flush with edge of tabletop.
6—Edge of tabletop shall be 40 cm removed from a vertical conducting plane that is bonded to the ground plane.
7—Antenna can be integral or detachable. If detachable, then the antenna shall be attached for this test.

3.1.6 Test Result of AC Power-line Conducted Emissions

Refer as Appendix A

3.2 Emission Bandwidth

3.2.1 Emission Bandwidth Limit

Emission Bandwidth Limit
UNII Devices
☒ For the 5.15-5.25 GHz band, N/A
☐ For the 5.25-5.35 GHz band, N/A
☐ For the 5.47-5.725 GHz band, N/A
☒ For the 5.725-5.85 GHz band, 6 dB emission bandwidth ≥ 500kHz.

3.2.2 Measuring Instruments

Refer a test equipment and calibration data table in this test report.

3.2.3 Test Procedures

Test Method	
▪ For the emission bandwidth shall be measured using one of the options below:	
	☒ Refer as KDB 789033, clause C for EBW and clause D for OBW measurement.
	☐ Refer as ANSI C63.10, clause 6.9.3 for occupied bandwidth testing.
	☐ Refer as IC RSS-Gen, clause 6.7 for bandwidth testing.

3.2.4 Test Setup

Emission Bandwidth
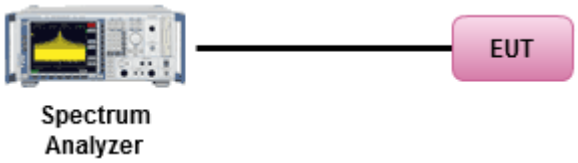

3.2.5 Test Result of Emission Bandwidth

Refer as Appendix B

3.3 Maximum Conducted Output Power

3.3.1 Maximum Conducted Output Power Limit

Maximum Conducted Output Power Limit	
UNII Devices	
☒	For the 5.15-5.25 GHz band:
	▪ Outdoor AP: the maximum conducted output power (P_{Out}) shall not exceed the lesser of 1 W. If G_{TX} > 6 dBi, then P_{Out} = 30 – (G_{TX} – 6). e.i.r.p. at any elevation angle above 30 degrees ≤ 125mW [21dBm]
	▪ Indoor AP: the maximum conducted output power (P_{Out}) shall not exceed the lesser of 1 W. If G_{TX} > 6 dBi, then P_{Out} = 30 – (G_{TX} – 6)
	▪ Point-to-point AP: the maximum conducted output power (P_{Out}) shall not exceed the lesser of 1 W If G_{TX} > 23 dBi, then P_{Out} = 30 – (G_{TX} – 23).
	▪ Mobile or Portable Client: the maximum conducted output power (P_{Out}) shall not exceed the lesser of 250 mW. If G_{TX} > 6 dBi, then P_{Out} = 24 – (G_{TX} – 6).
☐	For the 5.25-5.35 GHz band, the maximum conducted output power (P_{Out}) shall not exceed the lesser of 250 mW or 11 dBm + 10 log B, where B is the 26 dB emission bandwidth in MHz. If G_{TX} > 6 dBi, then P_{Out} = 24 – (G_{TX} – 6).
☐	For the 5.47-5.725 GHz band, the maximum conducted output power (P_{Out}) shall not exceed the lesser of 250 mW or 11 dBm + 10 log B, where B is the 26 dB emission bandwidth in MHz. If G_{TX} > 6 dBi, then P_{Out} = 24 – (G_{TX} – 6).
☒	For the 5.725-5.85 GHz band:
	▪ Point-to-multipoint systems (P2M): the maximum conducted output power (P_{Out}) shall not exceed the lesser of 1 W. If G_{TX} > 6 dBi, then P_{Out} = 30 – (G_{TX} – 6).
	▪ Point-to-point systems (P2P): the maximum conducted output power (P_{Out}) shall not exceed the lesser of 1 W.
P_{Out} = maximum conducted output power in dBm, **G_{TX}** = the maximum transmitting antenna directional gain in dBi.	

3.3.2 Measuring Instruments

Refer a test equipment and calibration data table in this test report.

3.3.3 Test Procedures

Test Method	
▪ Maximum Conducted Output Power	
	Duty cycle ≥ 98%
	☐ Refer as KDB 789033, clause E Method SA-2 (spectral trace averaging).
	Duty cycle < 98%
	☐ Refer as KDB 789033, clause E Method SA-2 Alt. (RMS detection with slow sweep speed)
	Wideband RF power meter and average over on/off periods with duty factor
	☒ Refer as KDB 789033, clause E Method PM (using an RF average power meter).
▪ For conducted measurement.	
	▪ If the EUT supports multiple transmit chains using options given below: Refer as KDB 662911, In-band power measurements. Using the measure-and-sum approach, measured all transmit ports individually. Sum the power (in linear power units e.g., mW) of all ports for each individual sample and save them.
	▪ If multiple transmit chains, EIRP calculation could be following as methods: $P_{total} = P_1 + P_2 + \ldots + P_n$ (calculated in linear unit [mW] and transfer to log unit [dBm]) $EIRP_{total} = P_{total} + DG$

3.3.4 Test Setup

RF Output Power (Power Meter)

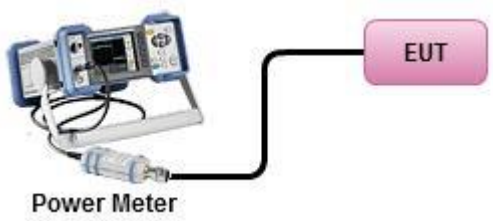

3.3.5 Test Result of Maximum Conducted Output Power

Refer as Appendix C

3.4 Peak Power Spectral Density

3.4.1 Peak Power Spectral Density Limit

Peak Power Spectral Density Limit	
UNII Devices	
☒	For the 5.15-5.25 GHz band:
	▪ Outdoor AP: the peak power spectral density (PPSD) shall not exceed the lesser of 17dBm/MHz. If G_{TX} > 6 dBi, then P_{Out} = 17 – (G_{TX} – 6).
	▪ Indoor AP: the peak power spectral density (PPSD) shall not exceed the lesser of 17dBm/MHz. If G_{TX} > 6 dBi, then P_{Out} = 17 – (G_{TX} – 6).
	▪ Point-to-point AP: the peak power spectral density (PPSD) shall not exceed the lesser of 17dBm/MHz. If G_{TX} > 23 dBi, then P_{Out} = 17 – (G_{TX} – 23).
	▪ Mobile or Portable Client: the peak power spectral density (PPSD) ≤ 11 dBm/MHz. If G_{TX} > 6 dBi, then PPSD= 11 – (G_{TX} – 6)..
☐	For the 5.25-5.35 GHz band, the peak power spectral density (PPSD) ≤ 11 dBm/MHz. If G_{TX} > 6 dBi, then PPSD= 11 – (G_{TX} – 6).
☐	For the 5.47-5.725 GHz band, the peak power spectral density (PPSD) ≤ 11 dBm/MHz. If G_{TX} > 6 dBi, then PPSD= 11 – (G_{TX} – 6).
☒	For the 5.725-5.85 GHz band:
	▪ Point-to-multipoint systems (P2M): the peak power spectral density (PPSD) ≤ 30 dBm/500kHz. If G_{TX} > 6 dBi, then PPSD= 30 – (G_{TX} – 6).
	▪ Point-to-point systems (P2P): the peak power spectral density (PPSD) ≤ 30 dBm/500kHz.
PPSD = peak power spectral density that he same method as used to determine the conducted output power shall be used to determine the power spectral density. And power spectral density in dBm/MHz **G_{TX}** = the maximum transmitting antenna directional gain in dBi.	

3.4.2 Measuring Instruments

Refer a test equipment and calibration data table in this test report.

3.4.3 Test Procedures

Test Method		
▪ Peak power spectral density procedures that the same method as used to determine the conducted output power shall be used to determine the peak power spectral density and use the peak search function on the spectrum analyzer to find the peak of the spectrum. For the peak power spectral density shall be measured using below options:		
	☐ Refer as KDB 789033, F)5) power spectral density can be measured using resolution bandwidths < 1 MHz provided that the results are integrated over 1 MHz bandwidth	
	Duty cycle ≥ 98%	
	☐ Refer as KDB 789033, clause E Method SA-2 (spectral trace averaging).	
	Duty cycle < 98%	
	☒ Refer as KDB 789033, clause E Method SA-2 Alt. (RMS detection with slow sweep speed)	
▪ For conducted measurement.		
	▪ If the EUT supports multiple transmit chains using options given below:	
		▪ Measure and sum the spectra across the outputs. Refer as KDB 662911, In-band power spectral density (PSD). Sample all transmit ports simultaneously using a spectrum analyzer for each transmit port. Where the trace bin-by-bin of each transmit port summing can be performed. (i.e., in the first spectral bin of output 1 is summed with that in the first spectral bin of output 2 and that from the first spectral bin of output 3, and so on up to the NTX output to obtain the value for the first frequency bin of the summed spectrum.). Add up the amplitude (power) values for the different transmit chains and use this as the new data trace.
	▪	If multiple transmit chains, EIRP PPSD calculation could be following as methods: $PPSD_{total} = PPSD_1 + PPSD_2 + \ldots + PPSD_n$ (calculated in linear unit [mW] and transfer to log unit [dBm]) $EIRP_{total} = PPSD_{total} + DG$

3.4.4 Test Setup

Power Spectral Density
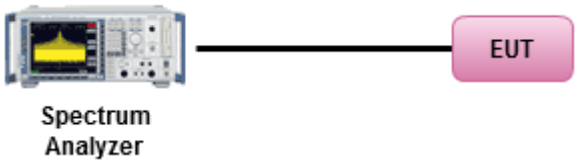

3.4.5 Test Result of Peak Power Spectral Density

Refer as Appendix D

3.5 Unwanted Emissions

3.5.1 Transmitter Radiated Unwanted Emissions Limit

Unwanted emissions below 1 GHz and restricted band emissions above 1GHz limit			
Frequency Range (MHz)	**Field Strength (uV/m)**	**Field Strength (dBuV/m)**	**Measure Distance (m)**
0.009~0.490	2400/F(kHz)	48.5 - 13.8	300
0.490~1.705	24000/F(kHz)	33.8 - 23	30
1.705~30.0	30	29	30
30~88	100	40	3
88~216	150	43.5	3
216~960	200	46	3
Above 960	500	54	3

Note 1: Test distance for frequencies at or above 30 MHz, measurements may be performed at a distance other than the limit distance provided they are not performed in the near field and the emissions to be measured can be detected by the measurement equipment. When performing measurements at a distance other than that specified, the results shall be extrapolated to the specified distance using an extrapolation factor of 20 dB/decade (inverse of linear distance for field-strength measurements, inverse of linear distance-squared for power-density measurements).

Note 2: Test distance for frequencies at below 30 MHz, measurements may be performed at a distance closer than the EUT limit distance; however, an attempt should be made to avoid making measurements in the near field. When performing measurements below 30 MHz at a closer distance than the limit distance, the results shall be extrapolated to the specified distance by either making measurements at a minimum of two or more distances on at least one radial to determine the proper extrapolation factor or by using the square of an inverse linear distance extrapolation factor (40 dB/decade). The test report shall specify the extrapolation method used to determine compliance of the EUT.

Note 3: Using the distance of 1m during the test for above 18 GHz, and the test value to correct for the distance factor at 3m.

Un-restricted band emissions above 1GHz Limit	
Operating Band	**Limit**
5.15 - 5.25 GHz	e.i.r.p. -27 dBm [68.2 dBuV/m@3m]
5.25 - 5.35 GHz	e.i.r.p. -27 dBm [68.2 dBuV/m@3m]
5.47 - 5.725 GHz	e.i.r.p. -27 dBm [68.2 dBuV/m@3m]
5.725 - 5.85 GHz	5.650-5700 GHz: e.i.r.p. -27 ~ 10 dBm [68.2 ~ 105.2 dBuV/m@3m] 5.700-5720 GHz: e.i.r.p. 10 ~ 15.6 dBm [105.2 ~ 110.8 dBuV/m@3m] 5.720-5725 GHz: e.i.r.p. 15.6 ~ 27 dBm [110.8 ~ 122.2 dBuV/m@3m] 5.850-5.855 GHz: e.i.r.p. 27 ~ 15.6 dBm [122.2 ~ 110.8 dBuV/m@3m] 5.855-5.875 GHz: e.i.r.p. 15.6 ~ 10 dBm [110.8 ~ 105.2 dBuV/m@3m] 5.875-5.925 GHz: e.i.r.p. 10 ~ -27 dBm [105.2 ~ 68.2dBuV/m@3m] Other un-restricted band: e.i.r.p. -27 dBm [68.2 dBuV/m@3m]

Note 1: Measurements may be performed at a distance other than the limit distance provided they are not performed in the near field and the emissions to be measured can be detected by the measurement equipment. When performing measurements at a distance other than that specified, the results shall be extrapolated to the specified distance using an extrapolation factor of 20 dB/decade (inverse of linear distance for field-strength measurements, inverse of linear distance-squared for power-density measurements).

3.5.2 Measuring Instruments

Refer a test equipment and calibration data table in this test report.

3.5.3 Test Procedures

Test Method			
▪ Measurements may be performed at a distance other than the limit distance provided they are not performed in the near field and the emissions to be measured can be detected by the measurement equipment. Measurements shall not be performed at a distance greater than 30 m for frequencies above 30 MHz, unless it can be further demonstrated that measurements at a distance of 30 m or less are impractical. When performing measurements at a distance other than that specified, the results shall be extrapolated to the specified distance using an extrapolation factor of 20 dB/decade (inverse of linear distance for field-strength measurements, inverse of linear distance-squared for power-density measurements).			
▪ The average emission levels shall be measured in [duty cycle ≥ 98 or duty factor].			
▪ For the transmitter unwanted emissions shall be measured using following options below:			
	▪ Refer as KDB 789033, clause G)2) for unwanted emissions into non-restricted bands.		
	▪ Refer as KDB 789033, clause G)1) for unwanted emissions into restricted bands.		
		☒ Refer as KDB 789033, G)6) Method VB (ANSI C63.10, clause 4.1.4.2.3), Reduced VBW.	
		☒ Refer as KDB 789033, clause G)5) (ANSI C63.10, clause 4.1.4.2.2), measurement procedure peak limit.	
▪ For radiated measurement.			
	▪ Refer as ANSI C63.10, clause 6.4 for radiated emissions below 30 MHz and test distance is 3m.		
	▪ Refer as ANSI C63.10, clause 6.5 for radiated emissions 30 MHz to 1 GHz and test distance is 3m.		
	▪ Refer as ANSI C63.10, clause 6.6 for radiated emissions above 1GHz.		
▪ The any unwanted emissions level shall not exceed the fundamental emission level.			
▪ All amplitude of spurious emissions that are attenuated by more than 20 dB below the permissible value has no need to be reported.			
▪ Use the following spectrum analyzer settings:			
	▪ Set RBW=100 kHz for f < 1 GHz; VBW=3 * RBW; Sweep = auto; Detector function = peak; Trace = max hold.		
	▪ Set RBW = 1 MHz, VBW= 3MHz for f ≥ 1 GHz for peak measurement. For average measurement, refer as 1.1.4.		
▪	KDB 414788 Open-Field Test Sites and Chamber Correlation Justification.		
	▪ Based on FCC 15.31(f)(2): measurements may be performed at a distance closer than that specified in regulations; however, an attempt should be made to avoid making measurements in the near field.		
	▪ Open-field site and chamber correlation testing had been performed and chamber measured test result is the worst case test result.		

3.5.4 Measurement Results Calculation

The measured Level is calculated using:
Corrected Reading: Raw(Read Level) + AF(Antenna Factor) + CL(Cable Loss) - PA(Preamp Factor)

3.5.5 Test Setup

Transmitter Radiated Unwanted Emissions

9kHz ~30MHz

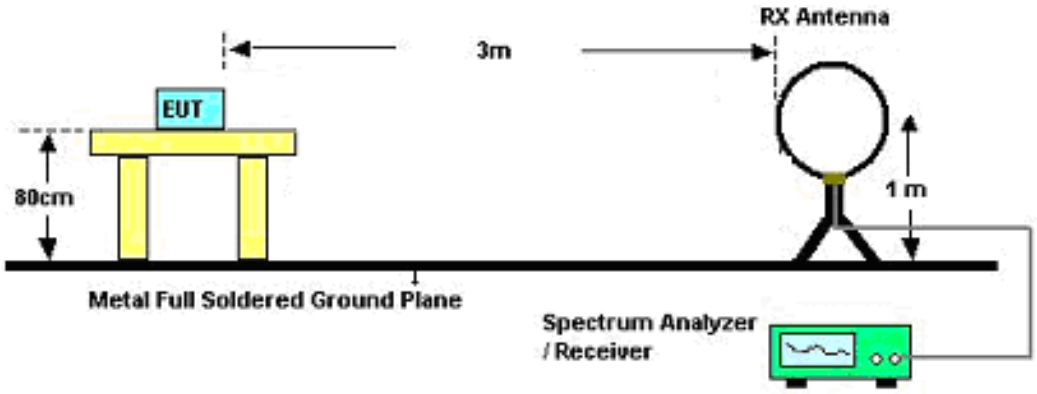

30MHz~1GHz

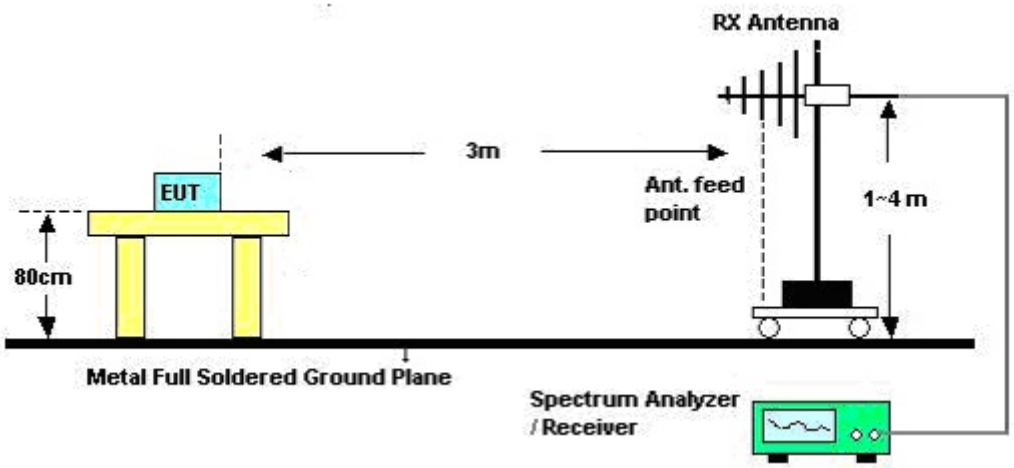

Above 1GHz

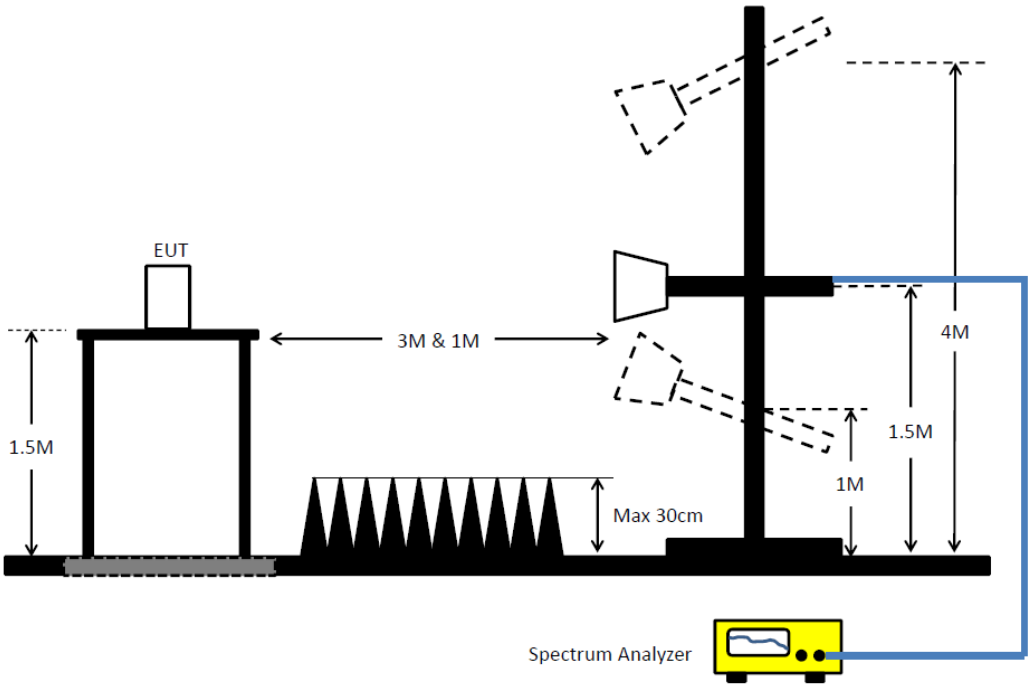

3.5.6 Transmitter Unwanted Emissions (Below 30MHz)

The amplitude of spurious emissions which are attenuated by more than 20dB below the permissible value has no need to be reported.

3.5.7 Test Result of Transmitter Unwanted Emissions

Refer as Appendix E

4 Test Equipment and Calibration Data

Instrument for AC Conduction

Instrument	Manufacturer /Brand	Model No.	Serial No.	Spec.	Calibration Date	Calibration Due Date
EMI Test Receiver	R&S	ESR3	102051	9kHz ~ 3.6GHz	29/May/2020	28/May/2021
LISN	R&S	ENV216	101295	9kHz ~ 30MHz	11/Nov/2020	10/Nov/2021
RF Cable 5m	TITAN	TITAN	CO04-cable-01	0.1MHz~200MHz	03/Mar/2021	02/Mar/2022
Impuls Begrenzer Pulse Limiter	SCHWARZBECK	VTSD 9561-F	9561-F041	9kHz ~ 30MHz	21/Sep/2020	20/Sep/2021

Instrument for Conducted Test

Instrument	Manufacturer /Brand	Model No.	Serial No.	Spec.	Calibration Date	Calibration Due Date
Signal Analyzer	R&S	FSV 40	101029	10Hz~40GHz	19/Oct/2020	18/Oct/2021
SMB100A Signal Generator	R&S	SMB100A03	181147	100kHz~40GHz	20/Oct/2020	19/Oct/2021
Pulse Sensor	Anritsu	MA2411B	0917017	300MHz~40GHz	23/Feb/2021	22/Feb/2022
Power Meter	Anritsu	ML2495A	0949003	300MHz~40GHz	23/Feb/2021	22/Feb/2022

Instrument for Radiated Test

Instrument	Manufacturer /Brand	Model No.	Serial No.	Spec.	Calibration Date	Calibration Due Date
3m Semi Anechoic Chamber	SIDT FRANKONIA	SAC-3M	03CH02-HY	30MHz~1GHz 3m	04/Aug/2020	03/Aug/2021
3m Semi Anechoic Chamber	SIDT FRANKONIA	SAC-3M	03CH02-HY	1GHz~18GHz 3m	02/Aug/2020	01/Aug/2021
Signal Analyzer	R&S	FSV40	101500	10Hz~40GHz	19/Aug/2020	18/Aug/2021
Amplifier	Agilent	8447D	2944A11149	100kHz~1.3GHz	30/Jun/2020	29/Jun/2021
Microwave Preamplifier	Agilent	8449B	3008A02373	1GHz~18GHz	23/Oct/2020	22/Oct/2021
Bilog Antenna & 5dB Attenuator	SCHAFFNER / MTJ	CBL 6112B / MTJ6102-05	2723 / 2	30MHz~1GHz	06/Sep/2020	05/Sep/2021
Double Ridged Guide Horn Antenna	SCHWARZBEC	BBHA 9120 D	BBHA 9120 D 01543	1GHz~18GHz	09/Jun/2020	08/Jun/2021
RF Cable-R03m	Jye Bao	RG142	CB017	9kHz~30MHz	20/Jun/2020	19/Jun/2021
RF Cable-R03m	Jye Bao	RG142	CB017	30MHz~1GHz	25/Mar/2020	24/Mar/2021
RF Cable-R03m	HUBER+SUHNER	SUCOFLEX104	805193/4+805192/4	1GHz~40GHz	08/Apr/2020	07/Apr/2021
RF Cable-R03m	HUBER+SUHNER	SUCOFLEX104	805193/4+805192/4	1GHz~40GHz	06/Apr/2021	05/Apr/2022
Broadband Horn Antenna	SCHWARZBECK	BBHA 9170	BBHA 9170339	15GHz~40GHz	14/Apr/2020	13/Apr/2021
Microwave Premplifier	EMC INSTRUMENTS	EM18G40G	060604	18GHz ~ 40GHz	09/Mar/2021	08/Mar/2022
Preamplifier	MITEQ	TTA1840-35-HG	1864481	18GHz~40GHz	10/Mar/2020	09/Mar/2021
Loop Antenna	Teseq	HLA 6120	24155	9kHz~30MHz	13/Apr/2020	12/Apr/2021
EMI Test Receiver	R&S	ESR3	102051	9kHz~3.6GHz	29/May/2020	28/May/2021

Summary

Mode	Result	Type	Freq (Hz)	Level (dBuV)	Limit (dBuV)	Margin (dB)	Condition
Mode 1	Pass	QP	163.769k	52.41	65.27	-12.86	Neutral

Mode Configure

Mode	Result	Type	Freq (Hz)	Level (dBuV)	Limit (dBuV)	Margin (dB)	Condition	Comments
Mode 1	Pass	QP	161.175k	51.62	65.41	-13.79	Line	-
Mode 1	Pass	AV	161.175k	32.52	55.41	-22.89	Line	-
Mode 1	Pass	QP	298.051k	41.26	60.30	-19.04	Line	-
Mode 1	Pass	AV	298.051k	32.17	50.30	-18.13	Line	-
Mode 1	Pass	QP	749.51k	27.37	56.00	-28.63	Line	-
Mode 1	Pass	AV	749.51k	21.15	46.00	-24.85	Line	-
Mode 1	Pass	QP	1.326M	28.89	56.00	-27.11	Line	-
Mode 1	Pass	AV	1.326M	20.70	46.00	-25.30	Line	-
Mode 1	Pass	QP	2.274M	30.18	56.00	-25.82	Line	-
Mode 1	Pass	AV	2.274M	22.89	46.00	-23.11	Line	-
Mode 1	Pass	QP	3.976M	35.10	56.00	-20.90	Line	-
Mode 1	Pass	AV	3.976M	27.19	46.00	-18.81	Line	-
Mode 1	Pass	QP	163.769k	52.41	65.27	-12.86	Neutral	-
Mode 1	Pass	AV	163.769k	33.24	55.27	-22.03	Neutral	-
Mode 1	Pass	QP	302.848k	43.78	60.17	-16.39	Neutral	-
Mode 1	Pass	AV	302.848k	36.50	50.17	-13.67	Neutral	-
Mode 1	Pass	QP	378.715k	34.36	58.31	-23.95	Neutral	-
Mode 1	Pass	AV	378.715k	24.22	48.31	-24.09	Neutral	-
Mode 1	Pass	QP	1.62M	31.00	56.00	-25.00	Neutral	-
Mode 1	Pass	AV	1.62M	22.24	46.00	-23.76	Neutral	-
Mode 1	Pass	QP	2.553M	32.98	56.00	-23.02	Neutral	-
Mode 1	Pass	AV	2.553M	24.02	46.00	-21.98	Neutral	-
Mode 1	Pass	QP	4.238M	36.14	56.00	-19.86	Neutral	-
Mode 1	Pass	AV	4.238M	27.86	46.00	-18.14	Neutral	-

Conducted Emissions at Powerline_Mode 1

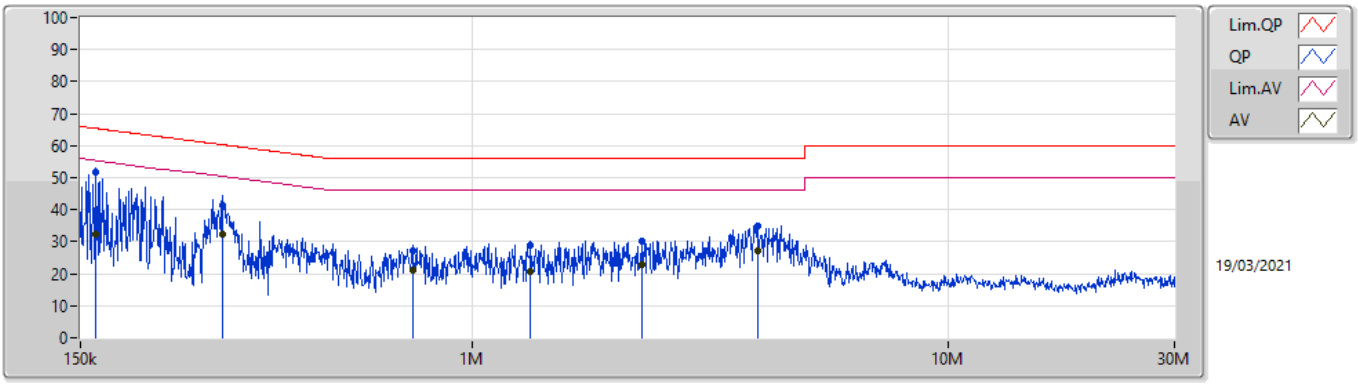

Type	Freq	Level	Limit	Margin	Factor	Condition	Comment	Raw	LISN	CL	AT
	(Hz)	(dBuV)	(dBuV)	(dB)	(dB)			(dBuV)	(dB)	(dB)	(dB)
QP	161.175k	51.62	65.41	-13.79	19.63	Line	-	31.99	9.69	0.04	9.90
AV	161.175k	32.52	55.41	-22.89	19.63	Line	-	12.89	9.69	0.04	9.90
QP	298.051k	41.26	60.30	-19.04	19.62	Line	-	21.64	9.67	0.05	9.90
AV	298.051k	32.17	50.30	-18.13	19.62	Line	-	12.55	9.67	0.05	9.90
QP	749.51k	27.37	56.00	-28.63	19.57	Line	-	7.80	9.67	0.07	9.83
AV	749.51k	21.15	46.00	-24.85	19.57	Line	-	1.58	9.67	0.07	9.83
QP	1.326M	28.89	56.00	-27.11	19.56	Line	-	9.33	9.67	0.09	9.80
AV	1.326M	20.70	46.00	-25.30	19.56	Line	-	1.14	9.67	0.09	9.80
QP	2.274M	30.18	56.00	-25.82	19.61	Line	-	10.57	9.68	0.11	9.82
AV	2.274M	22.89	46.00	-23.11	19.61	Line	-	3.28	9.68	0.11	9.82
QP	3.976M	35.10	56.00	-20.90	19.73	Line	-	15.37	9.69	0.14	9.90
AV	3.976M	27.19	46.00	-18.81	19.73	Line	-	7.46	9.69	0.14	9.90

Conducted Emissions at Powerline_Mode 1

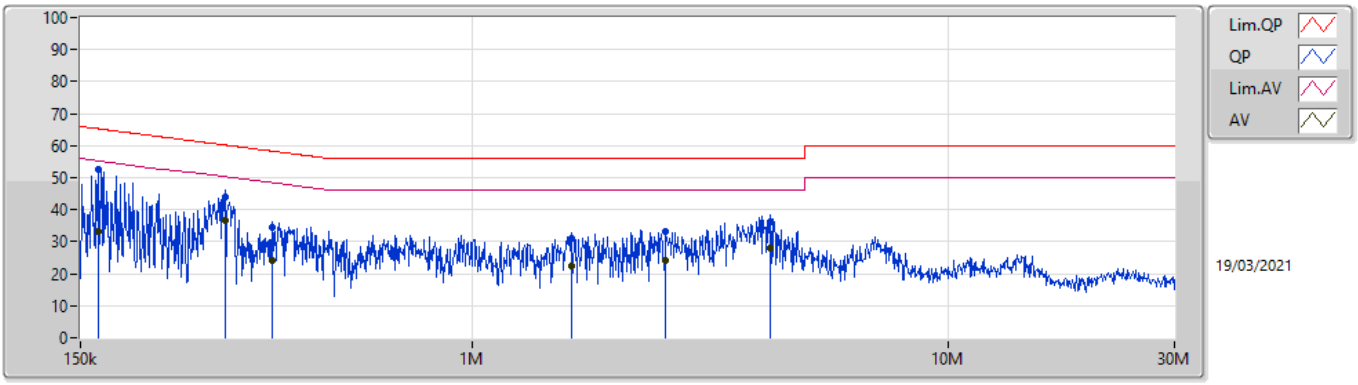

Type	Freq	Level	Limit	Margin	Factor	Condition	Comment	Raw	LISN	CL	AT
	(Hz)	(dBuV)	(dBuV)	(dB)	(dB)			(dBuV)	(dB)	(dB)	(dB)
QP	163.769k	52.41	65.27	-12.86	19.63	Neutral	-	32.78	9.69	0.04	9.90
AV	163.769k	33.24	55.27	-22.03	19.63	Neutral	-	13.61	9.69	0.04	9.90
QP	302.848k	43.78	60.17	-16.39	19.62	Neutral	-	24.16	9.67	0.05	9.90
AV	302.848k	36.50	50.17	-13.67	19.62	Neutral	-	16.88	9.67	0.05	9.90
QP	378.715k	34.36	58.31	-23.95	19.63	Neutral	-	14.73	9.67	0.06	9.90
AV	378.715k	24.22	48.31	-24.09	19.63	Neutral	-	4.59	9.67	0.06	9.90
QP	1.62M	31.00	56.00	-25.00	19.57	Neutral	-	11.43	9.68	0.09	9.80
AV	1.62M	22.24	46.00	-23.76	19.57	Neutral	-	2.67	9.68	0.09	9.80
QP	2.553M	32.98	56.00	-23.02	19.63	Neutral	-	13.35	9.68	0.11	9.84
AV	2.553M	24.02	46.00	-21.98	19.63	Neutral	-	4.39	9.68	0.11	9.84
QP	4.238M	36.14	56.00	-19.86	19.73	Neutral	-	16.41	9.69	0.14	9.90
AV	4.238M	27.86	46.00	-18.14	19.73	Neutral	-	8.13	9.69	0.14	9.90

Summary

Mode	Max-N dB (Hz)	Max-OBW (Hz)	ITU-Code	Min-N dB (Hz)	Min-OBW (Hz)
5.15-5.25GHz	-	-	-	-	-
802.11a_Nss1,(6Mbps)_1TX	33.54M	16.612M	16M6D1D	23.52M	16.402M
802.11ac VHT20_Nss1,(MCS0)_2TX	19.74M	17.631M	17M6D1D	19.56M	17.571M
802.11ac VHT40_Nss1,(MCS0)_2TX	41.82M	36.222M	36M2D1D	41.34M	36.042M
802.11ac VHT80_Nss1,(MCS0)_2TX	81.84M	74.723M	74M7D1D	81.84M	74.603M
5.725-5.85GHz	-	-	-	-	-
802.11a_Nss1,(6Mbps)_1TX	16.29M	33.043M	33M0D1D	16.02M	31.544M
802.11ac VHT20_Nss1,(MCS0)_2TX	17.55M	29.055M	29M1D1D	16.53M	28.096M
802.11ac VHT40_Nss1,(MCS0)_2TX	34.98M	56.492M	56M5D1D	33.78M	53.733M
802.11ac VHT80_Nss1,(MCS0)_2TX	73.8M	76.56M	76M6D1D	72.48M	76.32M

Max-N dB = Maximum 6dB down bandwidth for 5.725-5.85GHz band / Maximum 26dB down bandwidth for other band;
Max-OBW = Maximum 99% occupied bandwidth;
Min-N dB = Minimum 6dB down bandwidth for 5.725-5.85GHz band / Maximum 26dB down bandwidth for other band;
Min-OBW = Minimum 99% occupied bandwidth

Result

Mode	Result	Limit (Hz)	Port 1-N dB (Hz)	Port 1-OBW (Hz)	Port 2-N dB (Hz)	Port 2-OBW (Hz)
802.11a_Nss1,(6Mbps)_1TX	-	-	-	-	-	-
5180MHz	Pass	Inf	23.52M	16.402M		
5200MHz	Pass	Inf	30.15M	16.522M		
5240MHz	Pass	Inf	33.54M	16.612M		
5745MHz	Pass	500k	16.29M	31.544M		
5785MHz	Pass	500k	16.26M	32.234M		
5825MHz	Pass	500k	16.02M	33.043M		
802.11ac VHT20_Nss1,(MCS0)_2TX	-	-	-	-	-	-
5180MHz	Pass	Inf	19.74M	17.601M	19.71M	17.571M
5200MHz	Pass	Inf	19.65M	17.571M	19.71M	17.601M
5240MHz	Pass	Inf	19.65M	17.571M	19.56M	17.631M
5745MHz	Pass	500k	16.86M	28.096M	17.55M	28.096M
5785MHz	Pass	500k	16.8M	28.366M	17.01M	28.096M
5825MHz	Pass	500k	16.53M	29.055M	16.77M	28.606M
802.11ac VHT40_Nss1,(MCS0)_2TX	-	-	-	-	-	-
5190MHz	Pass	Inf	41.46M	36.222M	41.82M	36.042M
5230MHz	Pass	Inf	41.34M	36.222M	41.46M	36.162M
5755MHz	Pass	500k	34.98M	53.733M	33.78M	55.892M
5795MHz	Pass	500k	34.98M	54.333M	33.84M	56.492M
802.11ac VHT80_Nss1,(MCS0)_2TX	-	-	-	-	-	-
5210MHz	Pass	Inf	81.84M	74.723M	81.84M	74.603M
5775MHz	Pass	500k	73.8M	76.56M	72.48M	76.32M

Port X-N dB = Port X 6dB down bandwidth for 5.725-5.85GHz band / 26dB down bandwidth for other band
Port X-OBW = Port X 99% occupied bandwidth

802.11a_Nss1,(6Mbps)_1TX EBW

5180MHz

22/03/2021

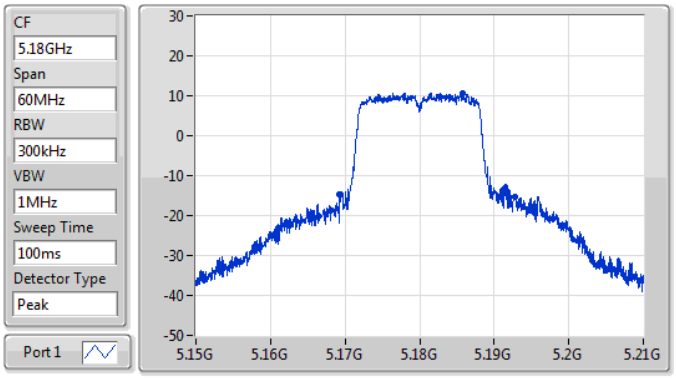

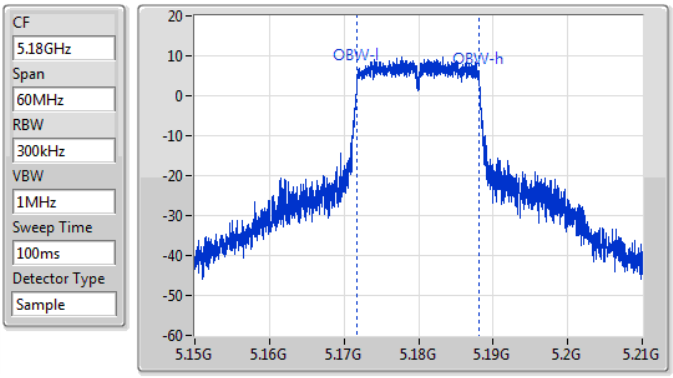

26dB(Hz)	Fl-26dB(Hz)	Fh-26dB(Hz)	OBW(Hz)	Fl-OBW(Hz)	Fh-OBW(Hz)	Limit(Hz)	Port
23.52M	5.16929G	5.19281G	16.402M	5.171754G	5.188156G	Inf	1

802.11a_Nss1,(6Mbps)_1TX EBW

5200MHz

22/03/2021

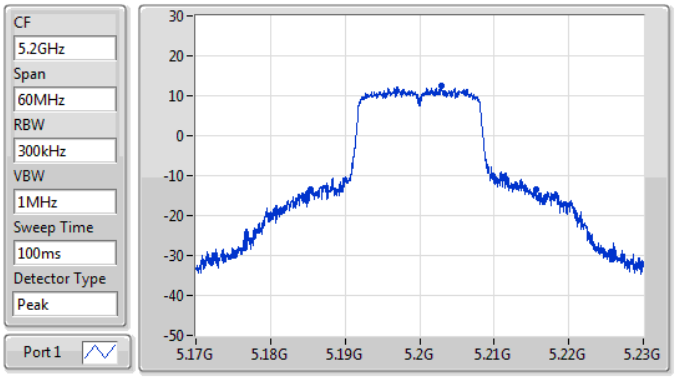

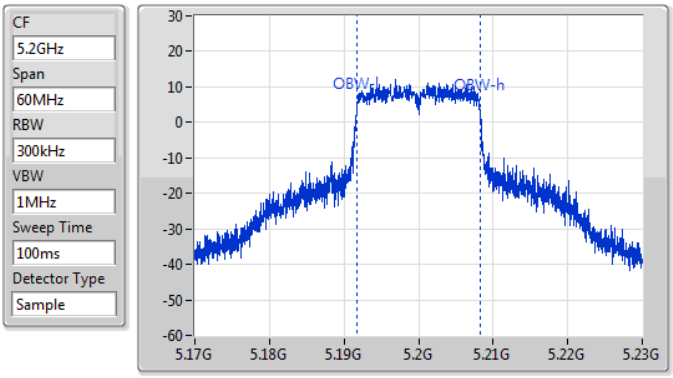

26dB(Hz)	Fl-26dB(Hz)	Fh-26dB(Hz)	OBW(Hz)	Fl-OBW(Hz)	Fh-OBW(Hz)	Limit(Hz)	Port
30.15M	5.18545G	5.2156G	16.522M	5.191694G	5.208216G	Inf	1

802.11a_Nss1,(6Mbps)_1TX EBW

5240MHz

22/03/2021

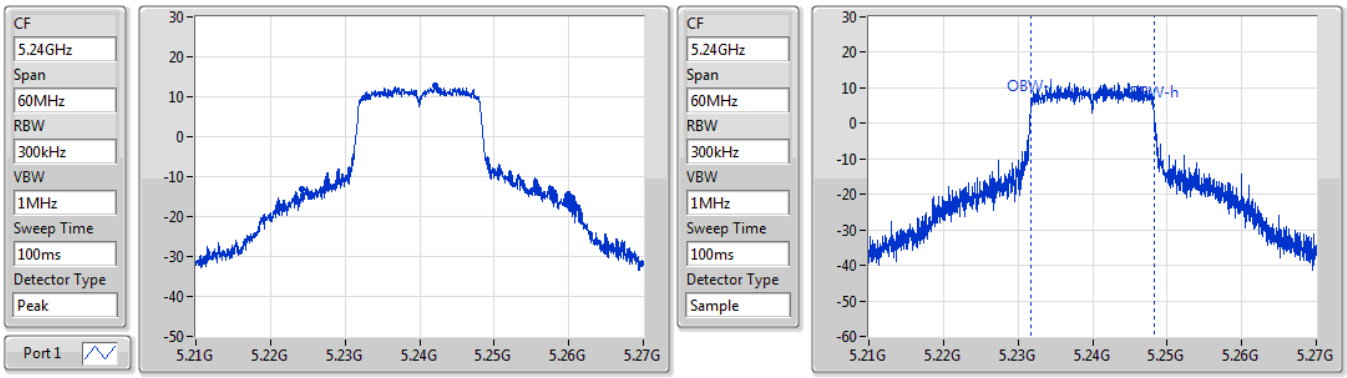

26dB(Hz)	Fl-26dB(Hz)	Fh-26dB(Hz)	OBW(Hz)	Fl-OBW(Hz)	Fh-OBW(Hz)	Limit(Hz)	Port
33.54M	5.22416G	5.2577G	16.612M	5.231664G	5.248276G	Inf	1

802.11a_Nss1,(6Mbps)_1TX EBW

5745MHz

22/03/2021

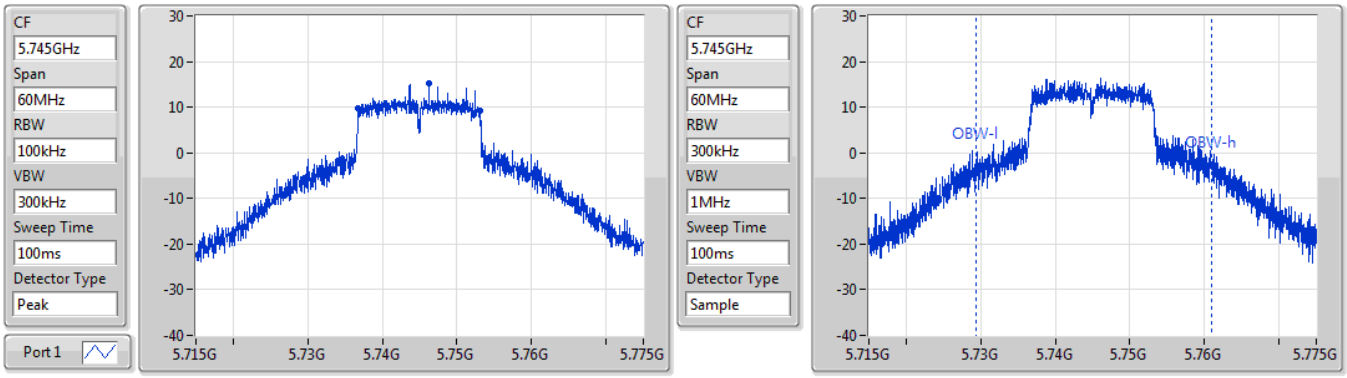

6dB(Hz)	Fl-6dB(Hz)	Fh-6dB(Hz)	OBW(Hz)	Fl-OBW(Hz)	Fh-OBW(Hz)	Limit(Hz)	Port
16.29M	5.73681G	5.7531G	31.544M	5.729378G	5.760922G	500k	1

802.11a_Nss1,(6Mbps)_1TX EBW

5785MHz

22/03/2021

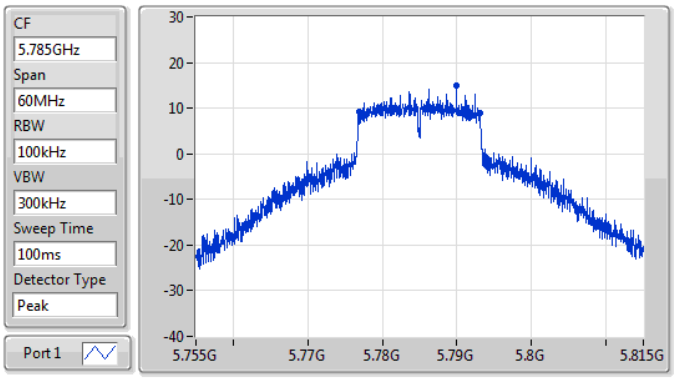

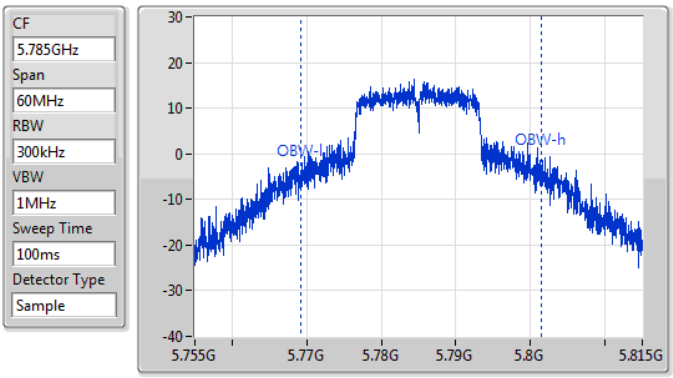

6dB(Hz)	Fl-6dB(Hz)	Fh-6dB(Hz)	OBW(Hz)	Fl-OBW(Hz)	Fh-OBW(Hz)	Limit(Hz)	Port
16.26M	5.77684G	5.7931G	32.234M	5.769288G	5.801522G	500k	1

802.11a_Nss1,(6Mbps)_1TX EBW

5825MHz

22/03/2021

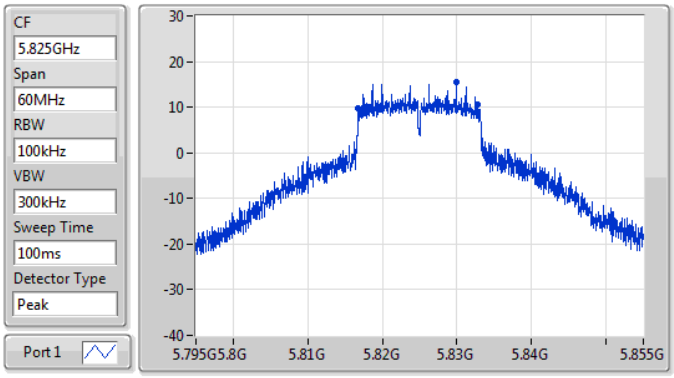

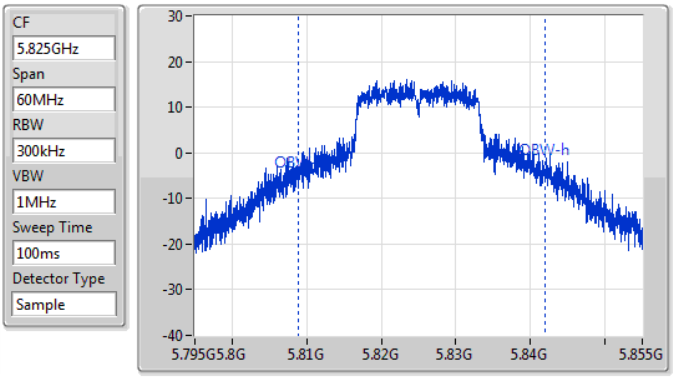

6dB(Hz)	Fl-6dB(Hz)	Fh-6dB(Hz)	OBW(Hz)	Fl-OBW(Hz)	Fh-OBW(Hz)	Limit(Hz)	Port
16.02M	5.81681G	5.83283G	33.043M	5.808928G	5.841972G	500k	1

802.11ac VHT20_Nss1,(MCS0)_2TX EBW

5180MHz

22/03/2021

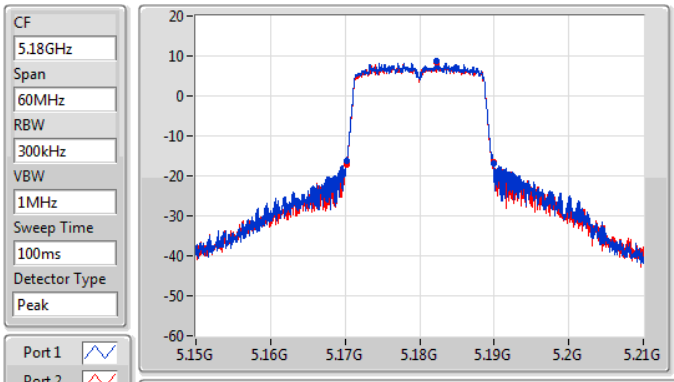

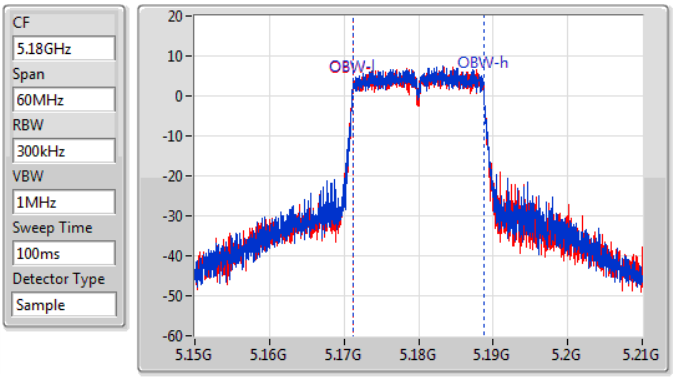

26dB(Hz)	Fl-26dB(Hz)	Fh-26dB(Hz)	OBW(Hz)	Fl-OBW(Hz)	Fh-OBW(Hz)	Limit(Hz)	Port
19.74M	5.17019G	5.18993G	17.601M	5.171154G	5.188756G	Inf	1
19.71M	5.17019G	5.1899G	17.571M	5.171154G	5.188726G	Inf	2

802.11ac VHT20_Nss1,(MCS0)_2TX EBW

5200MHz

22/03/2021

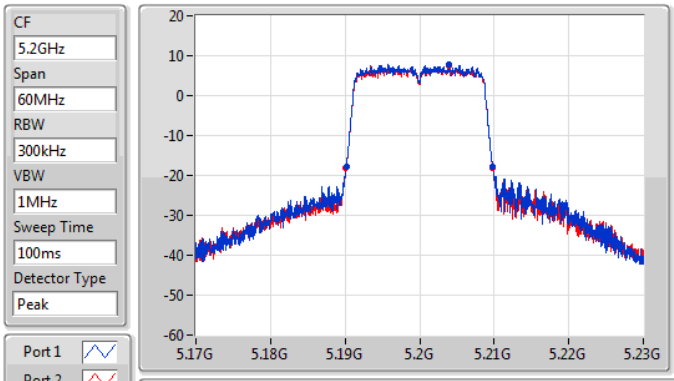

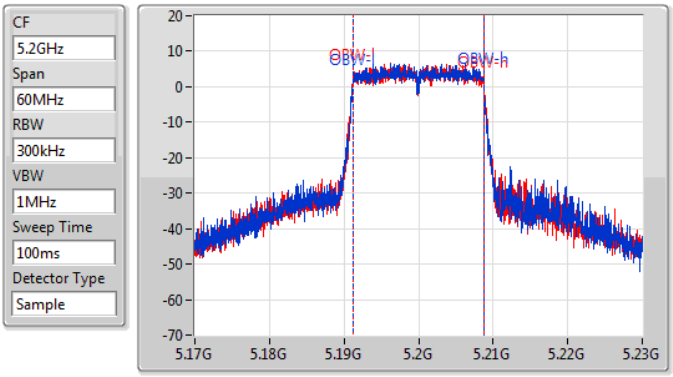

26dB(Hz)	Fl-26dB(Hz)	Fh-26dB(Hz)	OBW(Hz)	Fl-OBW(Hz)	Fh-OBW(Hz)	Limit(Hz)	Port
19.65M	5.19016G	5.20981G	17.571M	5.191154G	5.208726G	Inf	1
19.71M	5.19013G	5.20984G	17.601M	5.191154G	5.208756G	Inf	2

802.11ac VHT20_Nss1,(MCS0)_2TX EBW

5240MHz

22/03/2021

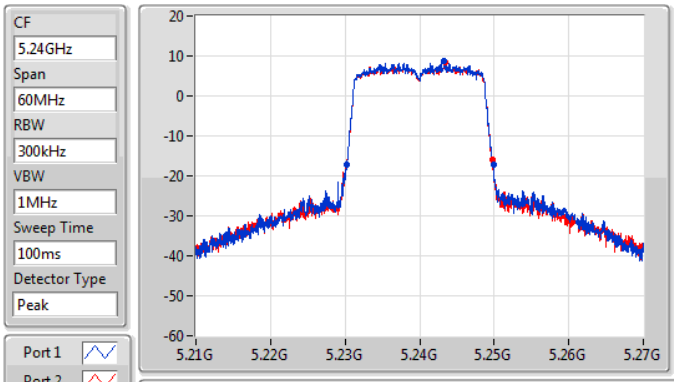

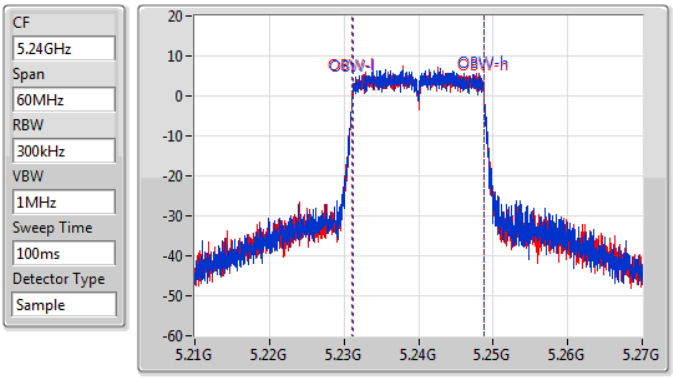

26dB(Hz)	Fl-26dB(Hz)	Fh-26dB(Hz)	OBW(Hz)	Fl-OBW(Hz)	Fh-OBW(Hz)	Limit(Hz)	Port
19.65M	5.23022G	5.24987G	17.571M	5.231154G	5.248726G	Inf	1
19.56M	5.23022G	5.24978G	17.631M	5.231124G	5.248756G	Inf	2

802.11ac VHT20_Nss1,(MCS0)_2TX EBW

5745MHz

22/03/2021

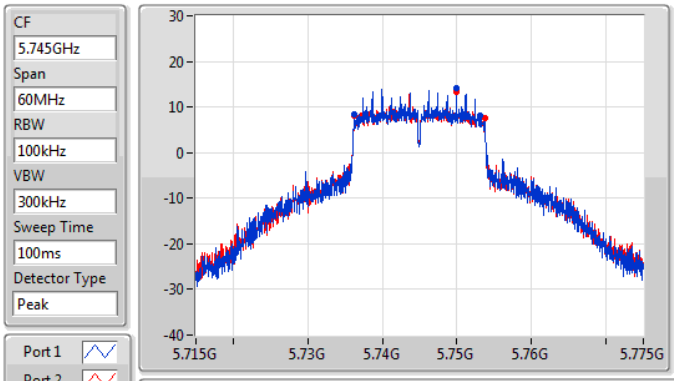

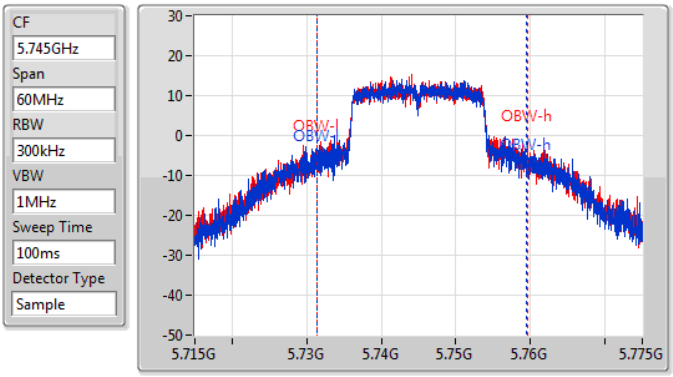

6dB(Hz)	Fl-6dB(Hz)	Fh-6dB(Hz)	OBW(Hz)	Fl-OBW(Hz)	Fh-OBW(Hz)	Limit(Hz)	Port
16.86M	5.73621G	5.75307G	28.096M	5.731297G	5.759393G	500k	1
17.55M	5.73618G	5.75373G	28.096M	5.731447G	5.759543G	500k	2

802.11ac VHT20_Nss1,(MCS0)_2TX EBW

5785MHz

22/03/2021

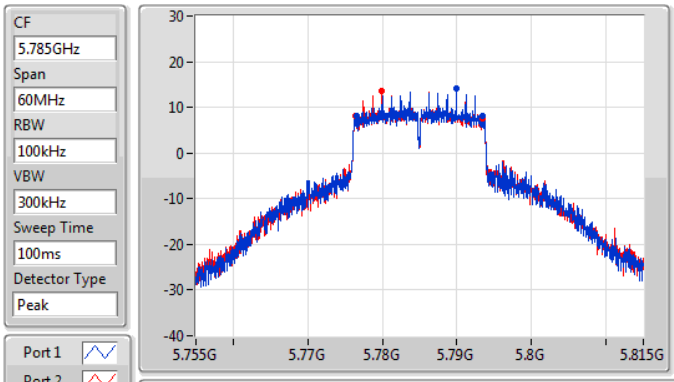

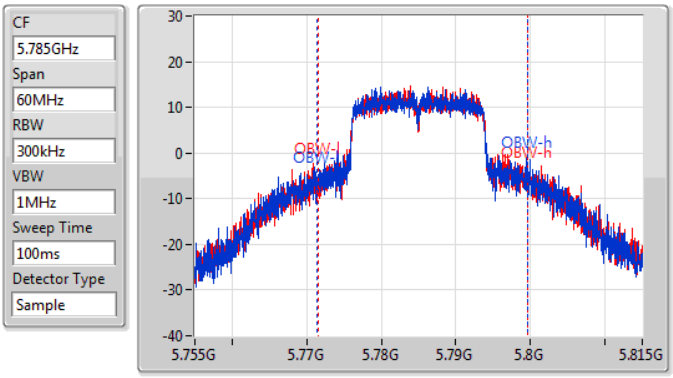

6dB(Hz)	Fl-6dB(Hz)	Fh-6dB(Hz)	OBW(Hz)	Fl-OBW(Hz)	Fh-OBW(Hz)	Limit(Hz)	Port
16.8M	5.77657G	5.79337G	28.366M	5.771327G	5.799693G	500k	1
17.01M	5.77645G	5.79346G	28.096M	5.771597G	5.799693G	500k	2

802.11ac VHT20_Nss1,(MCS0)_2TX EBW

5825MHz

22/03/2021

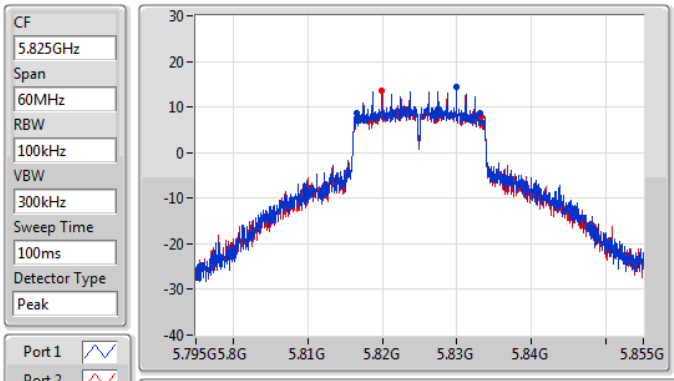

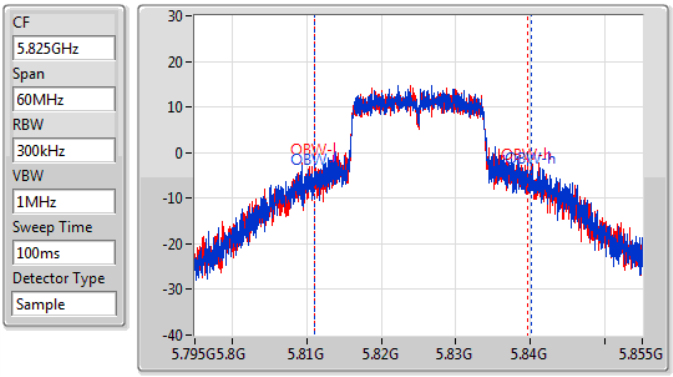

6dB(Hz)	Fl-6dB(Hz)	Fh-6dB(Hz)	OBW(Hz)	Fl-OBW(Hz)	Fh-OBW(Hz)	Limit(Hz)	Port
16.53M	5.81657G	5.8331G	29.055M	5.810997G	5.840052G	500k	1
16.77M	5.81657G	5.83334G	28.606M	5.811057G	5.839663G	500k	2

802.11ac VHT40_Nss1,(MCS0)_2TX EBW

5190MHz

22/03/2021

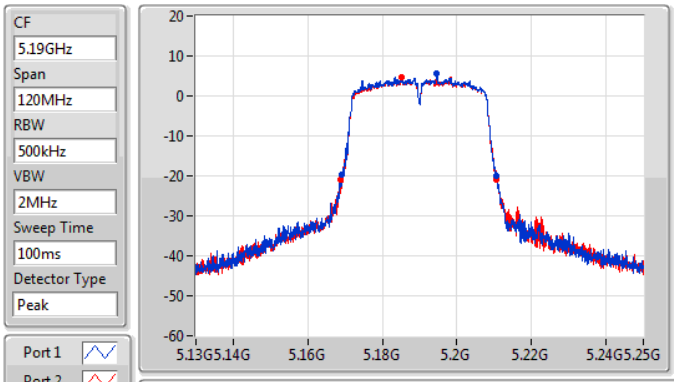

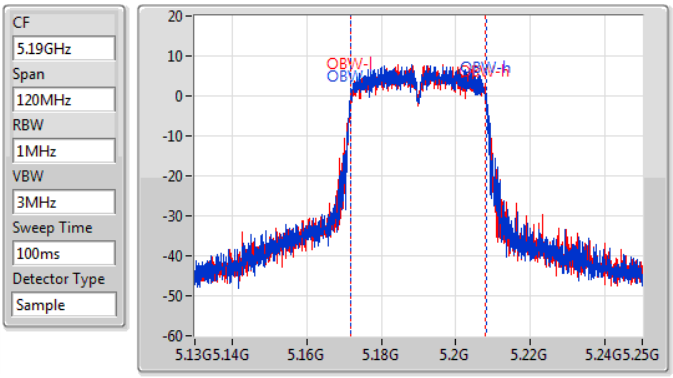

26dB(Hz)	Fl-26dB(Hz)	Fh-26dB(Hz)	OBW(Hz)	Fl-OBW(Hz)	Fh-OBW(Hz)	Limit(Hz)	Port
41.46M	5.16906G	5.21052G	36.222M	5.171829G	5.208051G	Inf	1
41.82M	5.16888G	5.2107G	36.042M	5.171949G	5.207991G	Inf	2

802.11ac VHT40_Nss1,(MCS0)_2TX EBW

5230MHz

22/03/2021

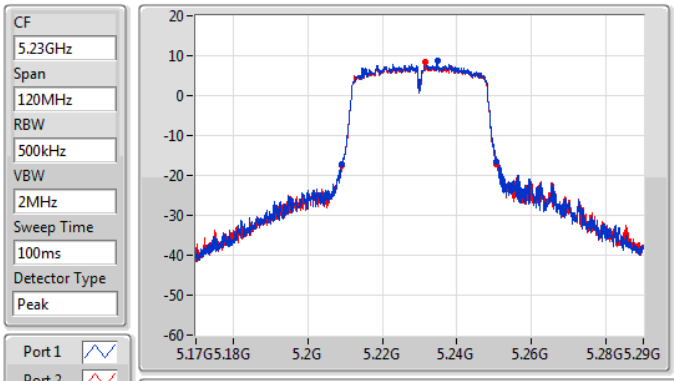

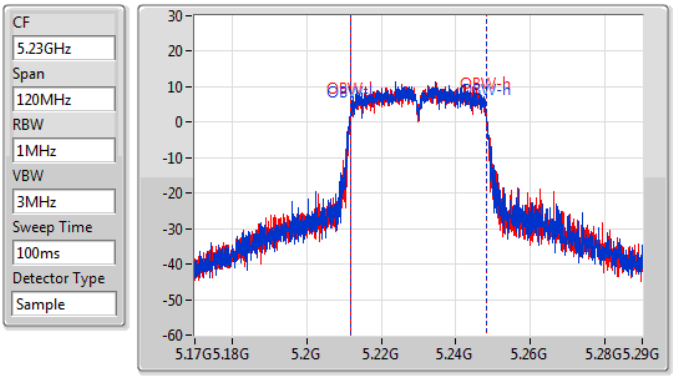

26dB(Hz)	Fl-26dB(Hz)	Fh-26dB(Hz)	OBW(Hz)	Fl-OBW(Hz)	Fh-OBW(Hz)	Limit(Hz)	Port
41.34M	5.20924G	5.25058G	36.222M	5.211889G	5.248111G	Inf	1
41.46M	5.20924G	5.2507G	36.162M	5.211889G	5.248051G	Inf	2

802.11ac VHT40_Nss1,(MCS0)_2TX EBW

5755MHz

22/03/2021

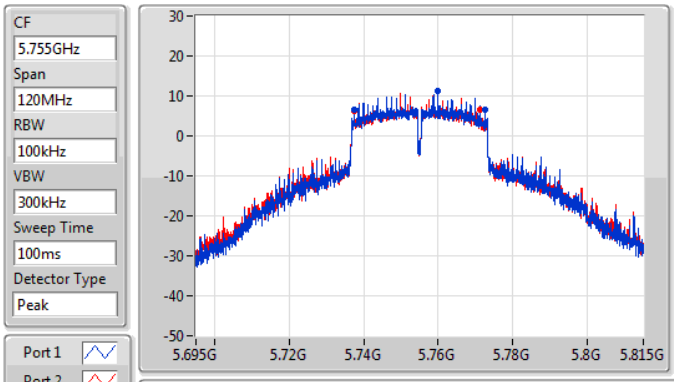

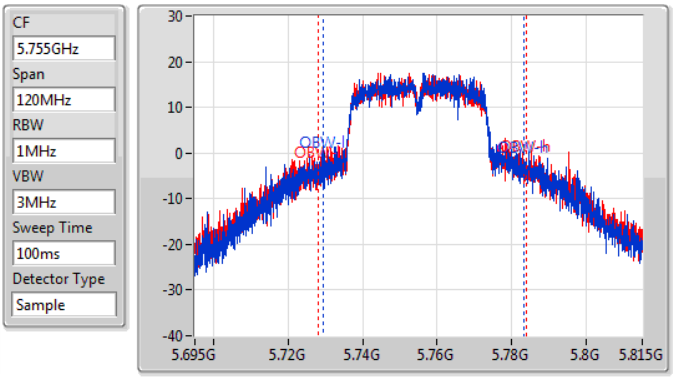

6dB(Hz)	Fl-6dB(Hz)	Fh-6dB(Hz)	OBW(Hz)	Fl-OBW(Hz)	Fh-OBW(Hz)	Limit(Hz)	Port
34.98M	5.73748G	5.77246G	53.733M	5.729393G	5.783126G	500k	1
33.78M	5.73748G	5.77126G	55.892M	5.728133G	5.784025G	500k	2

802.11ac VHT40_Nss1,(MCS0)_2TX EBW

5795MHz

22/03/2021

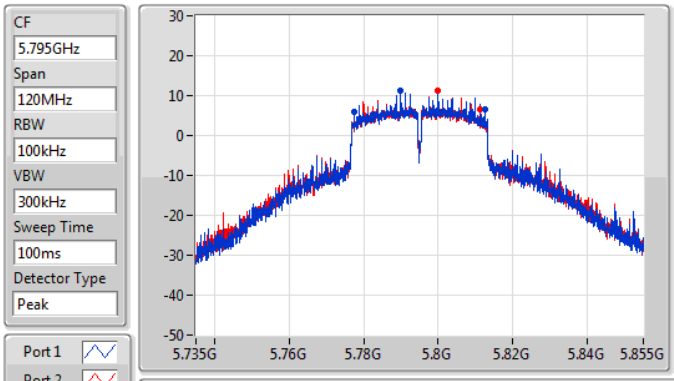

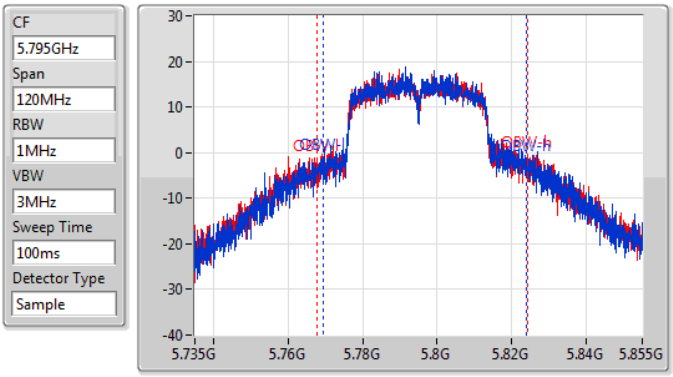

6dB(Hz)	Fl-6dB(Hz)	Fh-6dB(Hz)	OBW(Hz)	Fl-OBW(Hz)	Fh-OBW(Hz)	Limit(Hz)	Port
34.98M	5.77748G	5.81246G	54.333M	5.769513G	5.823846G	500k	1
33.84M	5.77742G	5.81126G	56.492M	5.767834G	5.824325G	500k	2

802.11ac VHT80_Nss1,(MCS0)_2TX EBW

5210MHz

22/03/2021

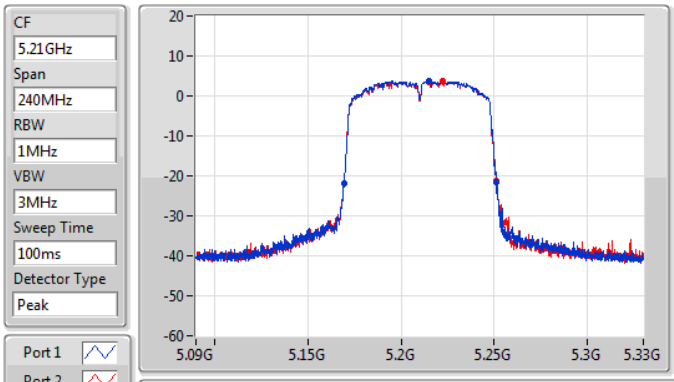

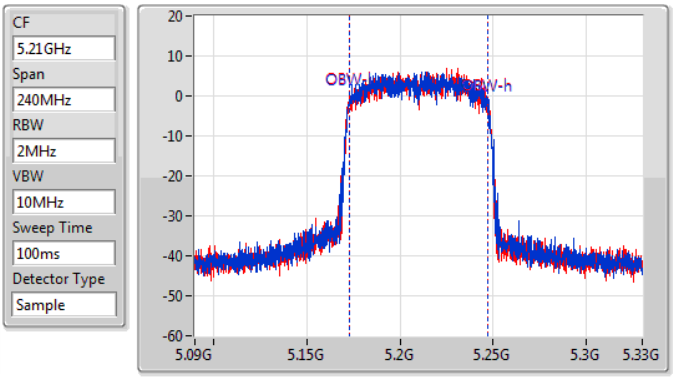

26dB(Hz)	Fl-26dB(Hz)	Fh-26dB(Hz)	OBW(Hz)	Fl-OBW(Hz)	Fh-OBW(Hz)	Limit(Hz)	Port
81.84M	5.16944G	5.25128G	74.723M	5.172579G	5.247301G	Inf	1
81.84M	5.16944G	5.25128G	74.603M	5.172579G	5.247181G	Inf	2

802.11ac VHT80_Nss1,(MCS0)_2TX EBW

5775MHz

13/04/2021

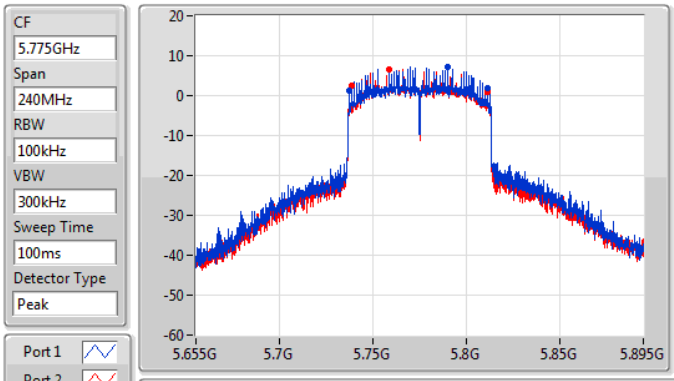

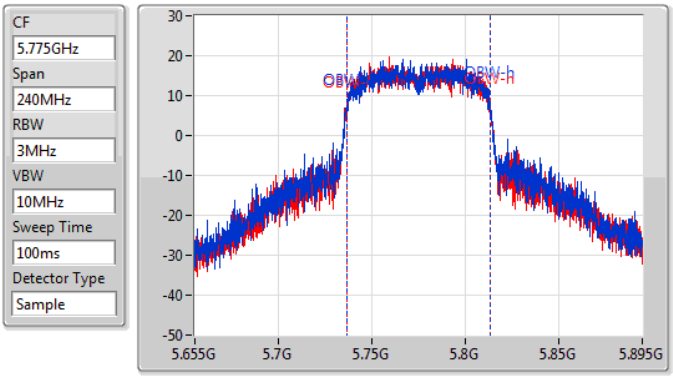

6dB(Hz)	Fl-6dB(Hz)	Fh-6dB(Hz)	OBW(Hz)	Fl-OBW(Hz)	Fh-OBW(Hz)	Limit(Hz)	Port
73.8M	5.73744G	5.81124G	76.56M	5.73672G	5.81328G	500k	1
72.48M	5.73876G	5.81124G	76.32M	5.73684G	5.81316G	500k	2

Summary

Mode	Total Power (dBm)	Total Power (W)	EIRP (dBm)	EIRP (W)
5.15-5.25GHz	-	-	-	-
802.11a_Nss1,(6Mbps)_1TX	22.04	0.15996	29.39	0.86896
802.11ac VHT20_Nss1,(MCS0)_2TX	21.58	0.14388	28.93	0.78163
802.11ac VHT40_Nss1,(MCS0)_2TX	22.00	0.15849	29.35	0.86099
802.11ac VHT80_Nss1,(MCS0)_2TX	16.91	0.04909	24.26	0.26669
5.725-5.85GHz	-	-	-	-
802.11a_Nss1,(6Mbps)_1TX	26.32	0.42855	33.67	2.32809
802.11ac VHT20_Nss1,(MCS0)_2TX	28.01	0.63241	35.36	3.43558
802.11ac VHT40_Nss1,(MCS0)_2TX	28.13	0.65013	35.48	3.53183
802.11ac VHT80_Nss1,(MCS0)_2TX	25.23	0.33343	32.58	1.81134

Result

Mode	Result	DG (dBi)	Port 1 (dBm)	Port 2 (dBm)	Total Power (dBm)	Power Limit (dBm)	EIRP (dBm)	EIRP Limit (dBm)
802.11a_Nss1,(6Mbps)_1TX	-	-	-	-	-	-	-	-
5180MHz	Pass	7.35	20.20		20.20	22.63	27.55	30.00
5200MHz	Pass	7.35	22.00		22.00	22.63	29.35	30.00
5240MHz	Pass	7.35	22.04		22.04	22.63	29.39	30.00
5745MHz	Pass	7.35	25.76		25.76	28.65	33.11	36.00
5785MHz	Pass	7.35	25.85		25.85	28.65	33.20	36.00
5825MHz	Pass	7.35	26.32		26.32	28.65	33.67	36.00
802.11ac VHT20_Nss1,(MCS0)_2TX	-	-	-	-	-	-	-	-
5180MHz	Pass	7.35	18.71	18.42	21.58	22.63	28.93	30.00
5200MHz	Pass	7.35	18.04	17.86	20.96	22.63	28.31	30.00
5240MHz	Pass	7.35	18.00	17.90	20.96	22.63	28.31	30.00
5745MHz	Pass	7.35	25.08	24.91	28.01	28.65	35.36	36.00
5785MHz	Pass	7.35	24.80	24.78	27.80	28.65	35.15	36.00
5825MHz	Pass	7.35	24.92	24.75	27.85	28.65	35.20	36.00
802.11ac VHT40_Nss1,(MCS0)_2TX	-	-	-	-	-	-	-	-
5190MHz	Pass	7.35	15.83	15.62	18.74	22.63	26.09	30.00
5230MHz	Pass	7.35	19.08	18.89	22.00	22.63	29.35	30.00
5755MHz	Pass	7.35	25.19	25.05	28.13	28.65	35.48	36.00
5795MHz	Pass	7.35	24.94	24.86	27.91	28.65	35.26	36.00
802.11ac VHT80_Nss1,(MCS0)_2TX	-	-	-	-	-	-	-	-
5210MHz	Pass	7.35	13.92	13.88	16.91	22.63	24.26	30.00
5775MHz	Pass	7.35	22.27	22.16	25.23	28.65	32.58	36.00

DG = Directional Gain; Port X = Port X output power

Summary

Mode	PD (dBm/RBW)	EIRP PD (dBm/RBW)
5.15-5.25GHz	-	-
802.11a_Nss1,(6Mbps)_1TX	8.35	15.70
802.11ac VHT20_Nss1,(MCS0)_2TX	7.34	16.97
802.11ac VHT40_Nss1,(MCS0)_2TX	4.95	14.58
802.11ac VHT80_Nss1,(MCS0)_2TX	-2.91	6.72
5.725-5.85GHz	-	-
802.11a_Nss1,(6Mbps)_1TX	11.50	18.85
802.11ac VHT20_Nss1,(MCS0)_2TX	12.57	22.20
802.11ac VHT40_Nss1,(MCS0)_2TX	10.20	19.83
802.11ac VHT80_Nss1,(MCS0)_2TX	4.26	13.89

RBW = 500kHz for 5.725-5.85GHz band / 1MHz for other band;

Result

Mode	Result	DG (dBi)	Port 1 (dBm/RBW)	Port 2 (dBm/RBW)	PD (dBm/RBW)	PD Limit (dBm/RBW)	EIRP PD (dBm/RBW)	EIRP PD Limit (dBm/RBW)
802.11a_Nss1,(6Mbps)_1TX	-	-	-	-	-	-	-	-
5180MHz	Pass	7.35	6.75		6.75	9.65	14.10	17.00
5200MHz	Pass	7.35	8.06		8.06	9.65	15.41	17.00
5240MHz	Pass	7.35	8.35		8.35	9.65	15.70	17.00
5745MHz	Pass	7.35	11.50		11.50	28.65	18.85	36.00
5785MHz	Pass	7.35	10.77		10.77	28.65	18.12	36.00
5825MHz	Pass	7.35	11.02		11.02	28.65	18.37	36.00
802.11ac VHT20_Nss1,(MCS0)_2TX	-	-	-	-	-	-	-	-
5180MHz	Pass	9.63	4.58	4.17	7.34	7.37	16.97	17.00
5200MHz	Pass	9.63	4.39	4.13	7.21	7.37	16.84	17.00
5240MHz	Pass	9.63	4.49	4.27	7.31	7.37	16.94	17.00
5745MHz	Pass	9.63	9.44	9.50	12.30	26.37	21.93	36.00
5785MHz	Pass	9.63	9.39	9.35	12.31	26.37	21.94	36.00
5825MHz	Pass	9.63	9.75	9.56	12.57	26.37	22.20	36.00
802.11ac VHT40_Nss1,(MCS0)_2TX	-	-	-	-	-	-	-	-
5190MHz	Pass	9.63	-1.11	-1.18	1.87	7.37	11.50	17.00
5230MHz	Pass	9.63	2.08	1.85	4.95	7.37	14.58	17.00
5755MHz	Pass	9.63	7.24	7.34	10.20	26.37	19.83	36.00
5795MHz	Pass	9.63	7.25	7.12	10.16	26.37	19.79	36.00
802.11ac VHT80_Nss1,(MCS0)_2TX	-	-	-	-	-	-	-	-
5210MHz	Pass	9.63	-5.71	-5.69	-2.91	7.37	6.72	17.00
5775MHz	Pass	9.63	1.43	1.50	4.26	26.37	13.89	36.00

DG = Directional Gain; RBW = 500kHz for 5.725-5.85GHz band / 1MHz for other band;
PD = trace bin-by-bin of each transmits port summing can be performed maximum power density; Port X = Port X Power Density;

802.11a_Nss1,(6Mbps)_1TX PSD

5180MHz

22/03/2021

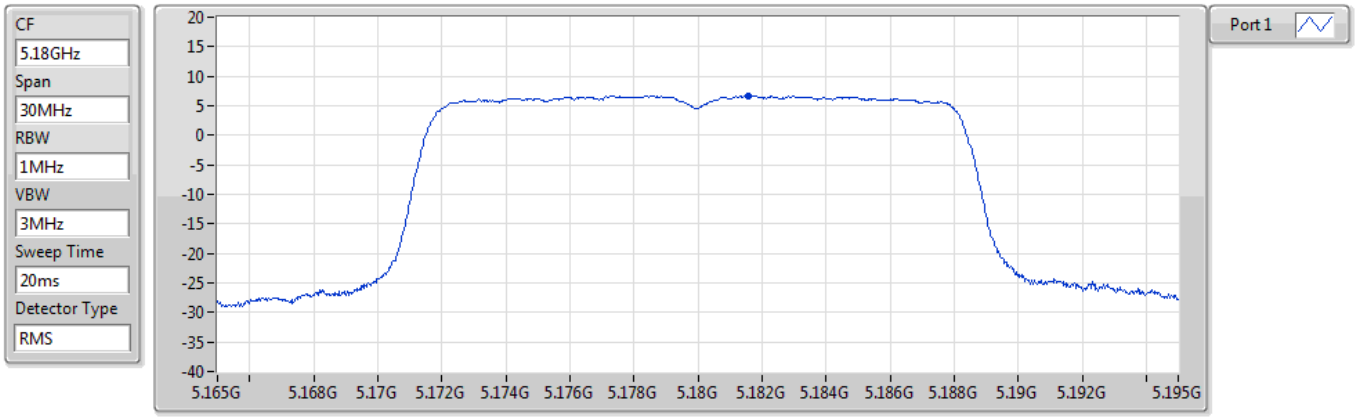

Sum	PD	Port 1
(dBm/RBW)	(dBm/RBW)	(dBm/RBW)
6.75	6.75	6.75

802.11a_Nss1,(6Mbps)_1TX PSD

5200MHz

22/03/2021

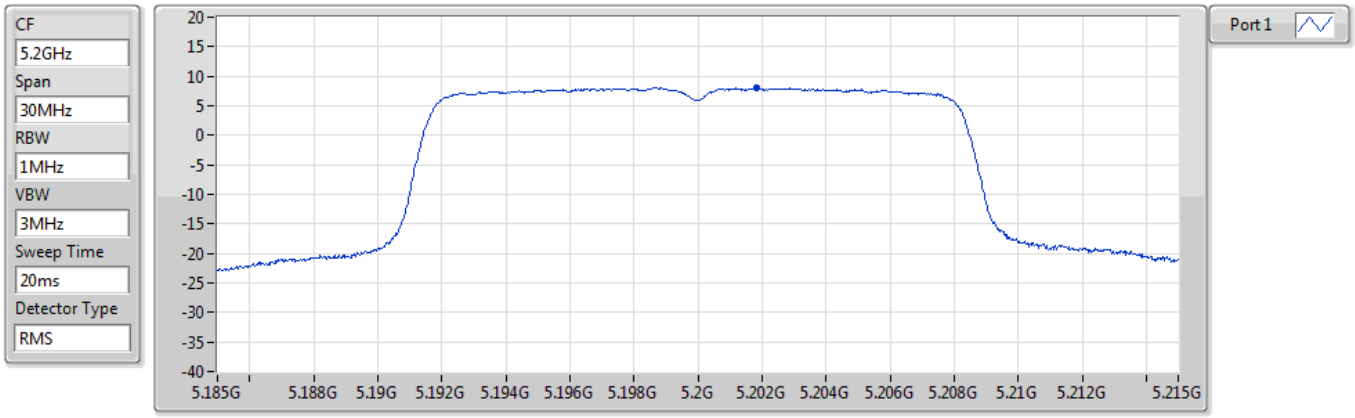

Sum	PD	Port 1
(dBm/RBW)	(dBm/RBW)	(dBm/RBW)
8.06	8.06	8.06

802.11a_Nss1,(6Mbps)_1TX PSD

5240MHz

22/03/2021

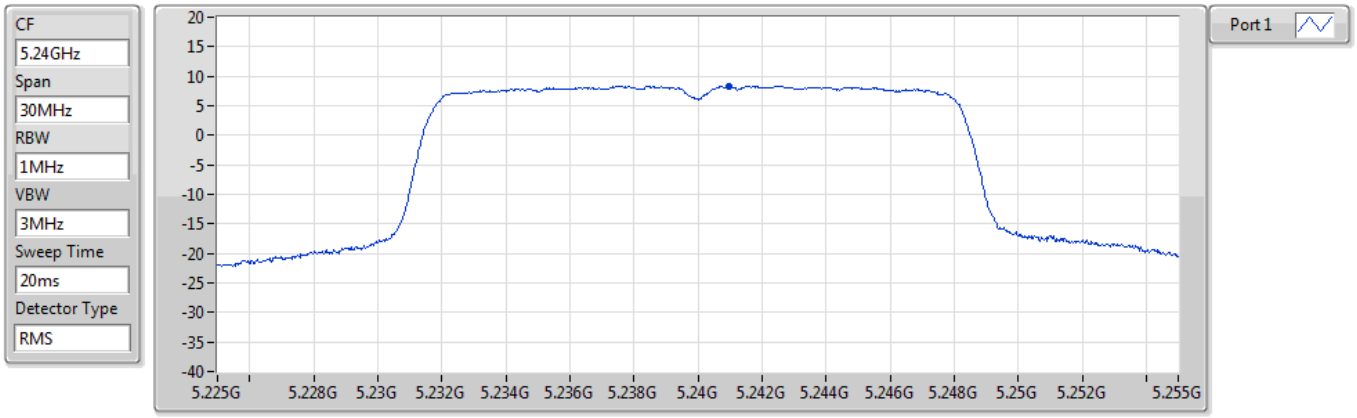

Sum	PD	Port 1
(dBm/RBW)	(dBm/RBW)	(dBm/RBW)
8.35	8.35	8.35

802.11a_Nss1,(6Mbps)_1TX PSD

5745MHz

22/03/2021

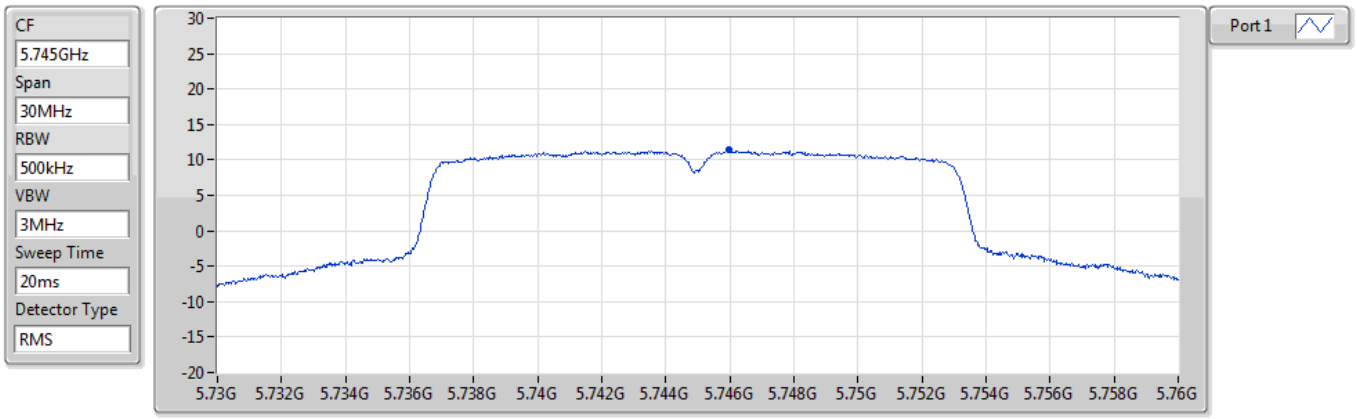

Sum	PD	Port 1
(dBm/RBW)	(dBm/RBW)	(dBm/RBW)
11.50	11.50	11.50

802.11a_Nss1,(6Mbps)_1TX PSD

5785MHz

22/03/2021

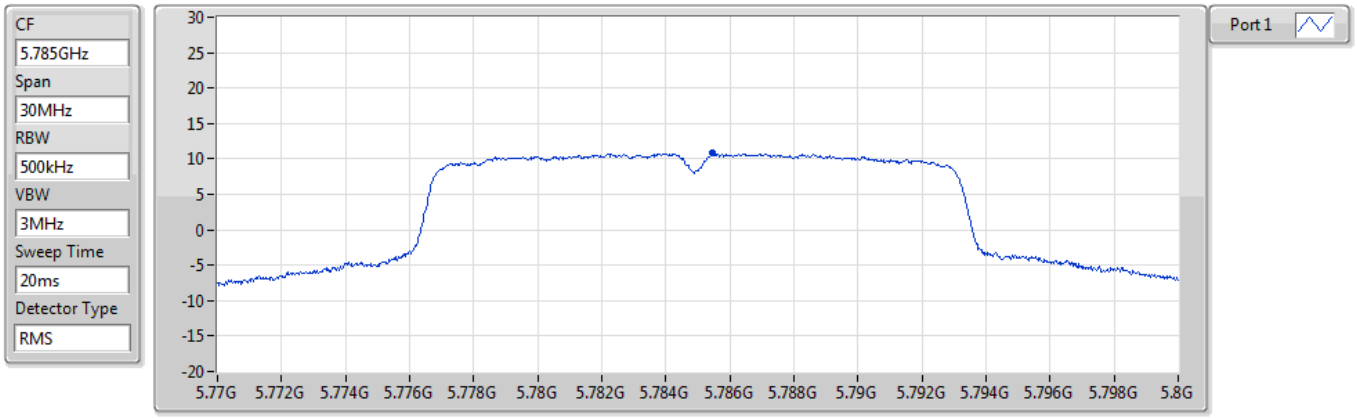

Sum	PD	Port 1
(dBm/RBW)	(dBm/RBW)	(dBm/RBW)
10.77	10.77	10.77

802.11a_Nss1,(6Mbps)_1TX PSD

5825MHz

22/03/2021

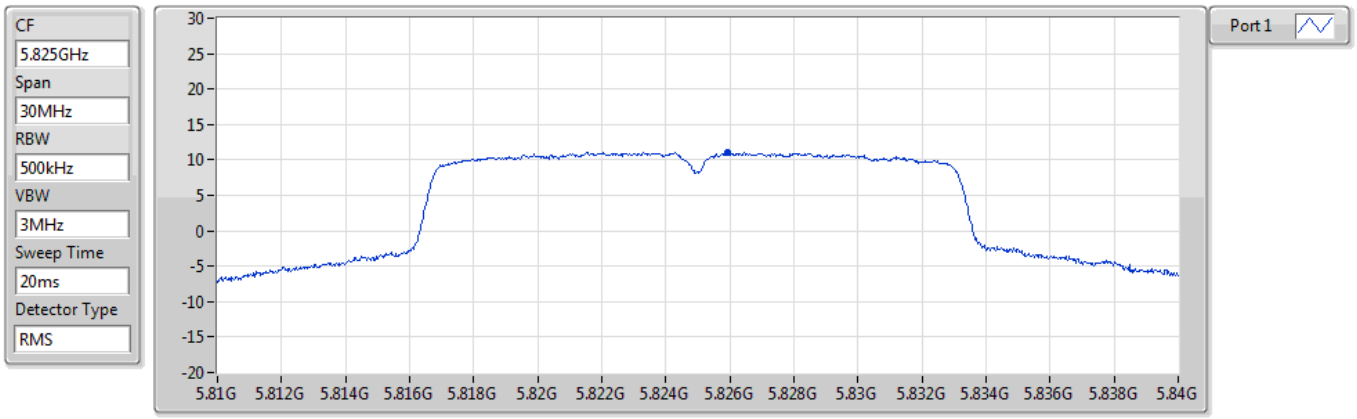

Sum	PD	Port 1
(dBm/RBW)	(dBm/RBW)	(dBm/RBW)
11.02	11.02	11.02

802.11ac VHT20_Nss1,(MCS0)_2TX PSD

5180MHz

22/03/2021

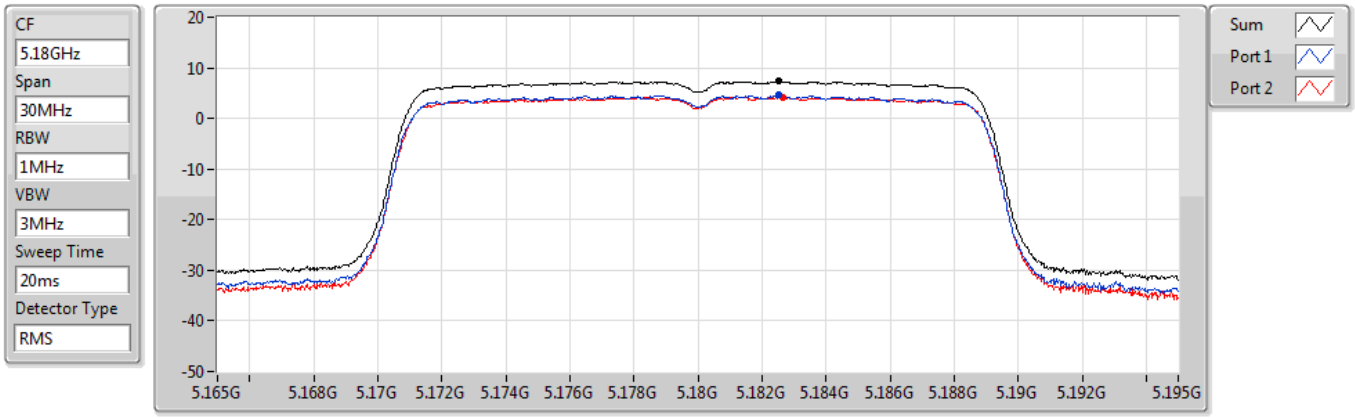

Sum	PD	Port 1	Port 2
(dBm/RBW)	(dBm/RBW)	(dBm/RBW)	(dBm/RBW)
7.34	7.34	4.58	4.17

802.11ac VHT20_Nss1,(MCS0)_2TX PSD

5200MHz

22/03/2021

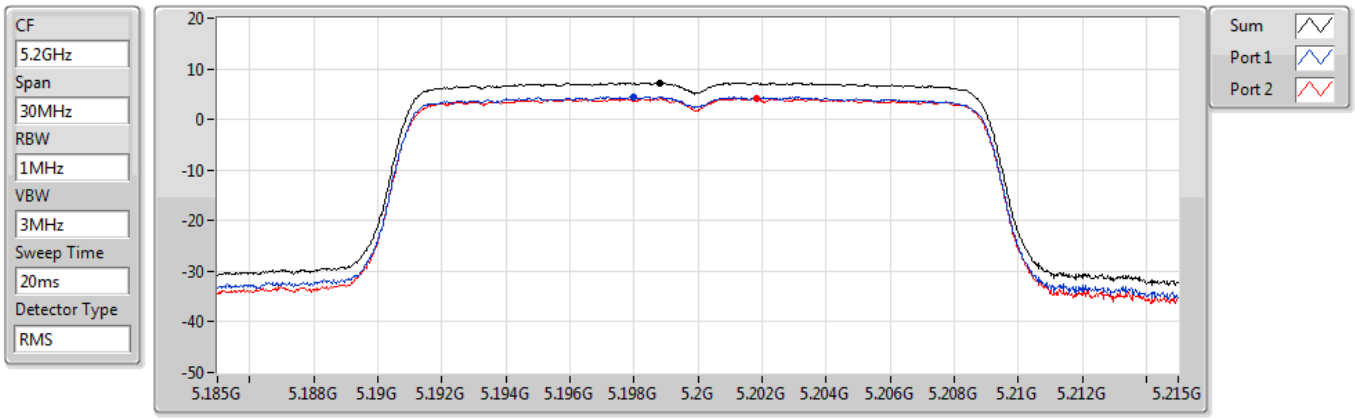

Sum	PD	Port 1	Port 2
(dBm/RBW)	(dBm/RBW)	(dBm/RBW)	(dBm/RBW)
7.21	7.21	4.39	4.13

802.11ac VHT20_Nss1,(MCS0)_2TX PSD

5240MHz

22/03/2021

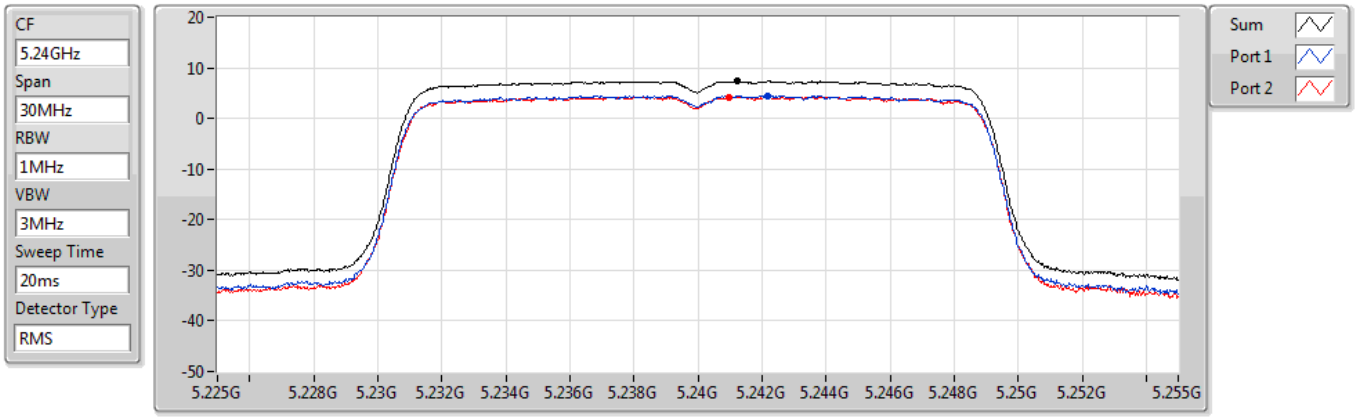

Sum	PD	Port 1	Port 2
(dBm/RBW)	(dBm/RBW)	(dBm/RBW)	(dBm/RBW)
7.31	7.31	4.49	4.27

802.11ac VHT20_Nss1,(MCS0)_2TX PSD

5745MHz

22/03/2021

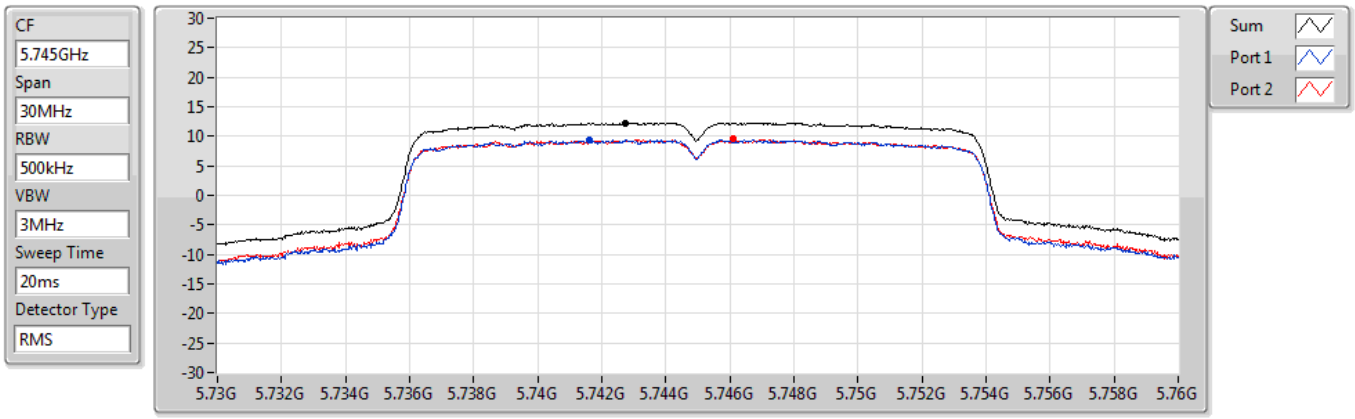

Sum	PD	Port 1	Port 2
(dBm/RBW)	(dBm/RBW)	(dBm/RBW)	(dBm/RBW)
12.30	12.30	9.44	9.50

802.11ac VHT20_Nss1,(MCS0)_2TX PSD

5785MHz

22/03/2021

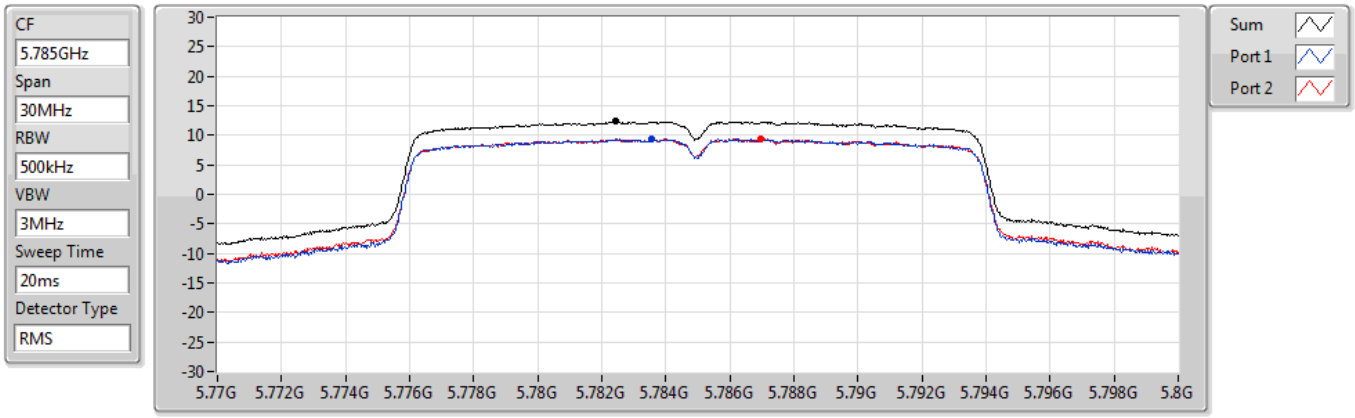

Sum	PD	Port 1	Port 2
(dBm/RBW)	(dBm/RBW)	(dBm/RBW)	(dBm/RBW)
12.31	12.31	9.39	9.35

802.11ac VHT20_Nss1,(MCS0)_2TX PSD

5825MHz

22/03/2021

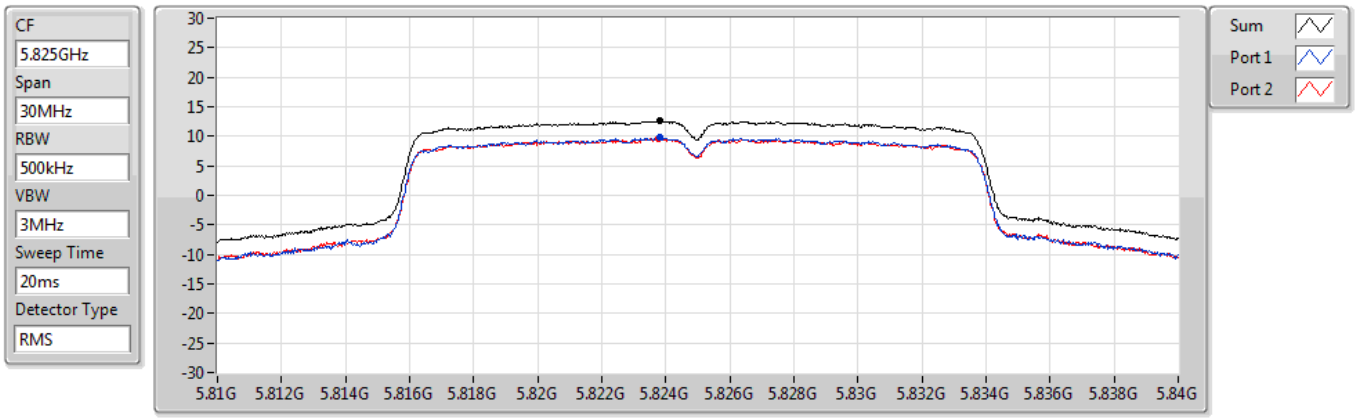

Sum	PD	Port 1	Port 2
(dBm/RBW)	(dBm/RBW)	(dBm/RBW)	(dBm/RBW)
12.57	12.57	9.75	9.56

802.11ac VHT40_Nss1,(MCS0)_2TX PSD

5190MHz

22/03/2021

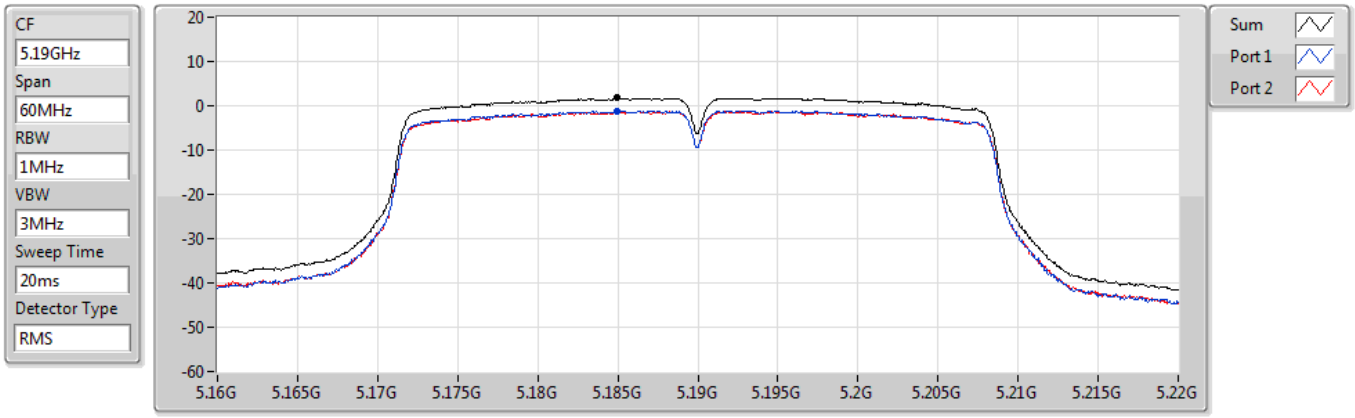

Sum	PD	Port 1	Port 2
(dBm/RBW)	(dBm/RBW)	(dBm/RBW)	(dBm/RBW)
1.87	1.87	-1.11	-1.18

802.11ac VHT40_Nss1,(MCS0)_2TX PSD

5230MHz

22/03/2021

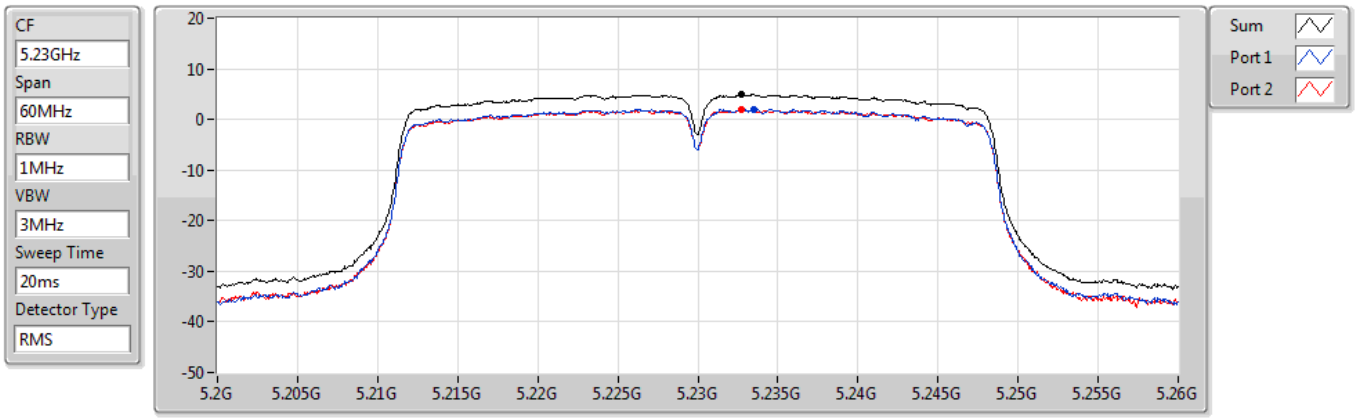

Sum	PD	Port 1	Port 2
(dBm/RBW)	(dBm/RBW)	(dBm/RBW)	(dBm/RBW)
4.95	4.95	2.08	1.85

802.11ac VHT40_Nss1,(MCS0)_2TX PSD

5755MHz

22/03/2021

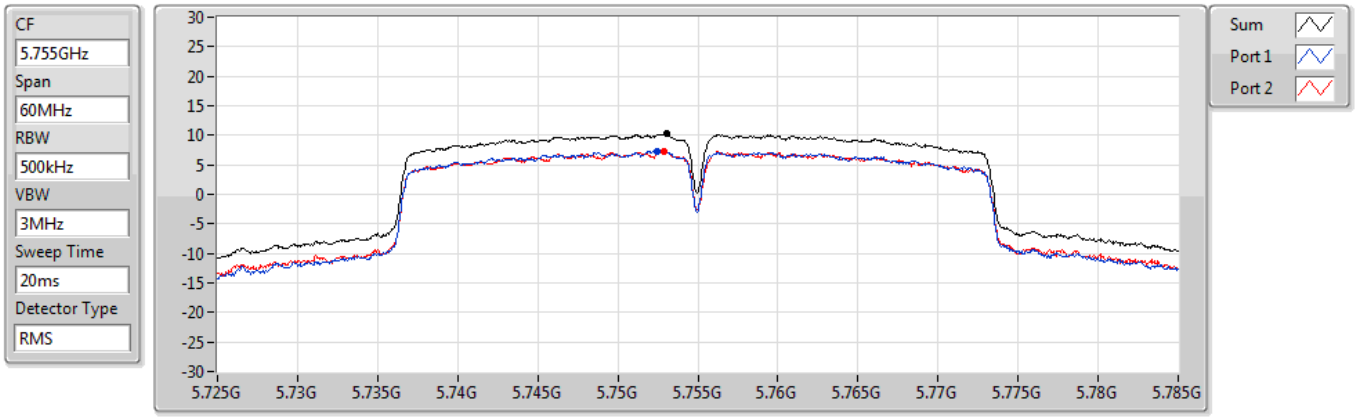

Sum	PD	Port 1	Port 2
(dBm/RBW)	(dBm/RBW)	(dBm/RBW)	(dBm/RBW)
10.20	10.20	7.24	7.34

802.11ac VHT40_Nss1,(MCS0)_2TX PSD

5795MHz

22/03/2021

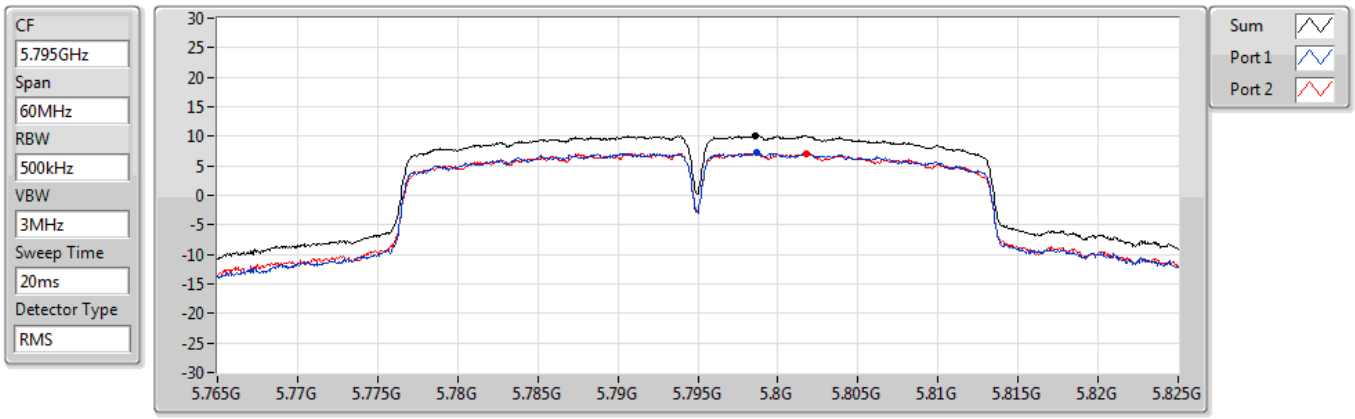

Sum	PD	Port 1	Port 2
(dBm/RBW)	(dBm/RBW)	(dBm/RBW)	(dBm/RBW)
10.16	10.16	7.25	7.12

802.11ac VHT80_Nss1,(MCS0)_2TX PSD

5210MHz

22/03/2021

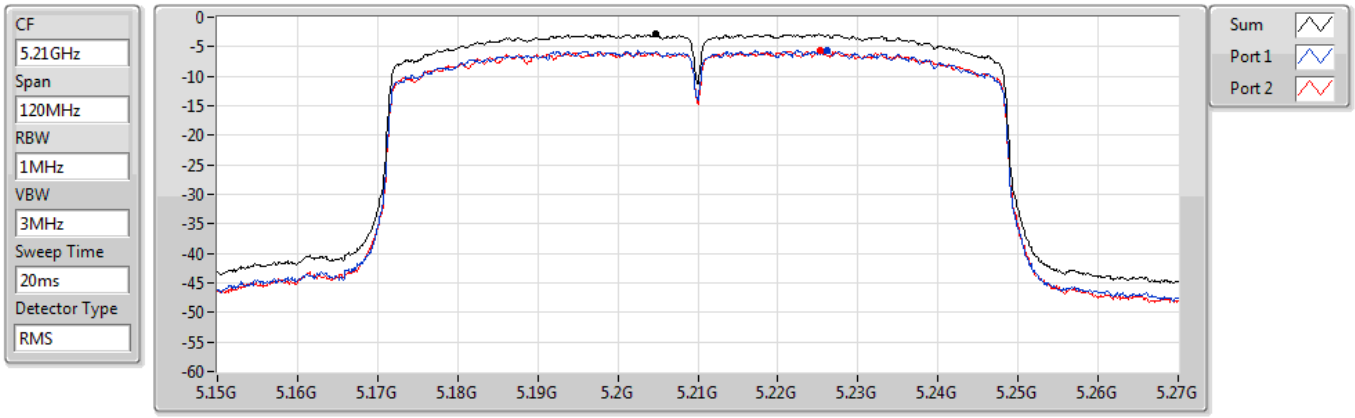

Sum	PD	Port 1	Port 2
(dBm/RBW)	(dBm/RBW)	(dBm/RBW)	(dBm/RBW)
-2.91	-2.91	-5.71	-5.69

802.11ac VHT80_Nss1,(MCS0)_2TX PSD

5775MHz

13/04/2021

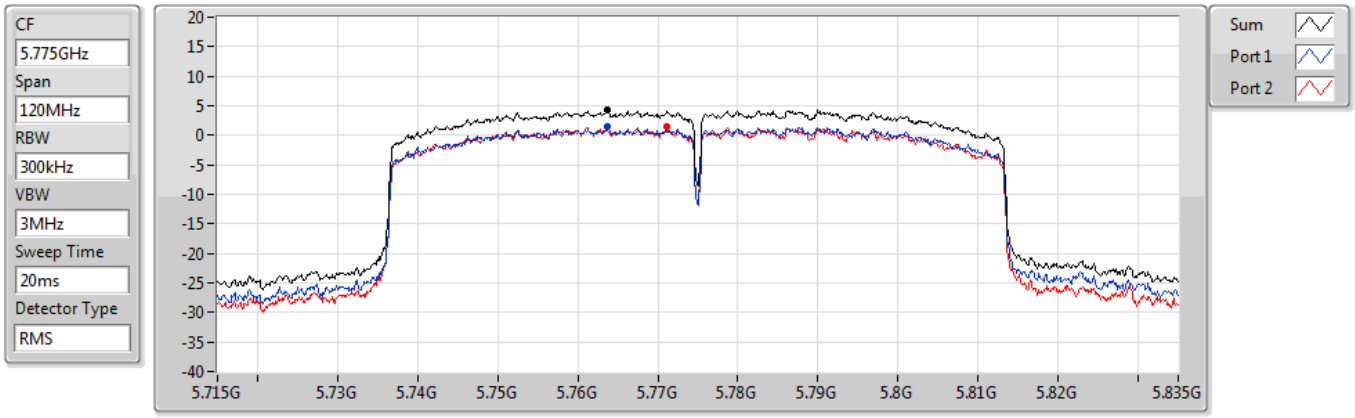

Sum	PD	Port 1	Port 2
(dBm/RBW)	(dBm/RBW)	(dBm/RBW)	(dBm/RBW)
4.26	4.26	1.43	1.50

Summary

Mode	Result	Type	Freq (Hz)	Level (dBuV/m)	Limit (dBuV/m)	Margin (dB)	Dist (m)	Condition	Azimuth (°)	Height (m)	Comments
5.725-5.85GHz	-	-	-	-	-	-	-	-	-	-	-
802.11ac VHT80_Nss1,(MCS0)_2TX	Pass	PK	722.58M	41.49	46.00	-4.51	3	Vertical	360	1.00	-

Result

Mode	Result	Type	Freq (Hz)	Level (dBuV/m)	Limit (dBuV/m)	Margin (dB)	Dist (m)	Condition	Azimuth (°)	Height (m)	Comments
802.11ac VHT80_Nss1,(MCS0)_2TX	-	-	-	-	-	-	-	-	-	-	-
5775MHz	Pass	PK	74.62M	28.59	40.00	-11.41	3	Vertical	360	1.00	-
5775MHz	Pass	PK	295.78M	39.59	46.00	-6.41	3	Vertical	360	1.00	-
5775MHz	Pass	PK	400.54M	39.06	46.00	-6.94	3	Vertical	360	1.00	-
5775MHz	Pass	PK	470.38M	32.57	46.00	-13.43	3	Vertical	360	1.00	-
5775MHz	Pass	PK	722.58M	41.49	46.00	-4.51	3	Vertical	360	1.00	-
5775MHz	Pass	QP	43.58M	32.74	40.00	-7.26	3	Vertical	360	1.02	-
5775MHz	Pass	PK	39.7M	31.06	40.00	-8.94	3	Horizontal	0	1.00	-
5775MHz	Pass	PK	161.92M	30.64	43.50	-12.86	3	Horizontal	0	1.00	-
5775MHz	Pass	PK	784.66M	33.55	46.00	-12.45	3	Horizontal	0	1.00	-
5775MHz	Pass	QP	289.96M	40.34	46.00	-5.66	3	Horizontal	244	1.00	-
5775MHz	Pass	QP	326.82M	41.15	46.00	-4.85	3	Horizontal	119	1.00	-
5775MHz	Pass	QP	400.54M	40.53	46.00	-5.47	3	Horizontal	323	1.01	-

802.11ac VHT80_Nss1,(MCS0)_2TX

5775MHz_Adapter

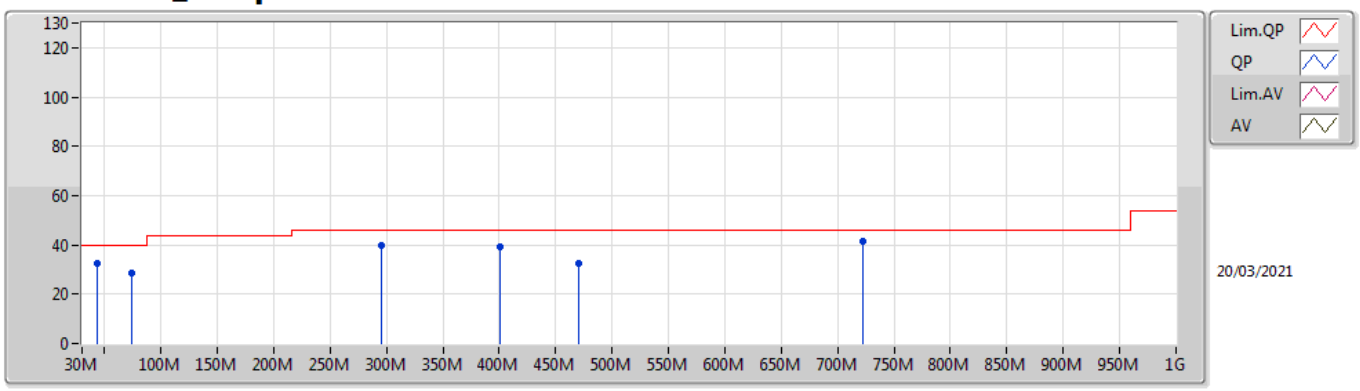

Type	Freq	Level	Limit	Margin	Factor	Dist	Condition	Azimuth	Height	Comment	Raw	AF	CL	PA
	(Hz)	(dBuV/m)	(dBuV/m)	(dB)	(dB)	(m)		(°)	(m)		(dBuV)	(dB)	(dB)	(dB)
PK	74.62M	28.59	40.00	-11.41	-15.09	3	Vertical	360	1.00	-	43.68	11.53	1.20	27.82
PK	295.78M	39.59	46.00	-6.41	-6.14	3	Vertical	360	1.00	-	45.73	18.32	2.58	27.04
PK	400.54M	39.06	46.00	-6.94	-3.65	3	Vertical	360	1.00	-	42.71	21.08	3.00	27.73
PK	470.38M	32.57	46.00	-13.43	-2.24	3	Vertical	360	1.00	-	34.81	22.60	3.32	28.16
PK	722.58M	41.49	46.00	-4.51	0.65	3	Vertical	360	1.00	-	40.84	24.46	4.25	28.06
QP	43.58M	32.74	40.00	-7.26	-10.84	3	Vertical	360	1.02	-	43.58	15.79	0.90	27.53

802.11ac VHT80_Nss1,(MCS0)_2TX

5775MHz_Adapter

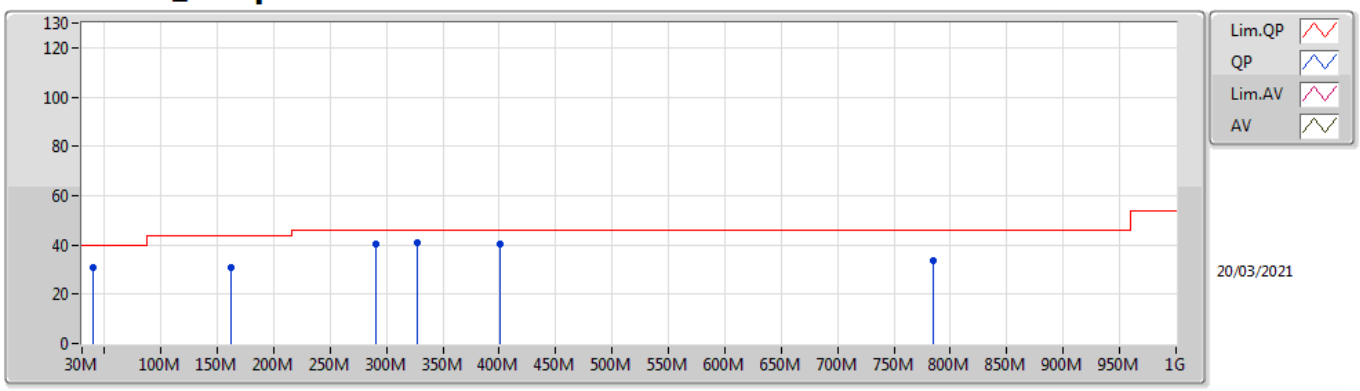

Type	Freq	Level	Limit	Margin	Factor	Dist	Condition	Azimuth	Height	Comment	Raw	AF	CL	PA
	(Hz)	(dBuV/m)	(dBuV/m)	(dB)	(dB)	(m)		(°)	(m)		(dBuV)	(dB)	(dB)	(dB)
PK	39.7M	31.06	40.00	-8.94	-8.55	3	Horizontal	0	1.00	-	39.61	17.89	0.89	27.33
PK	161.92M	30.64	43.50	-12.86	-10.53	3	Horizontal	0	1.00	-	41.17	15.18	1.82	27.53
PK	784.66M	33.55	46.00	-12.45	1.68	3	Horizontal	0	1.00	-	31.87	25.09	4.44	27.85
QP	289.96M	40.34	46.00	-5.66	-6.28	3	Horizontal	244	1.00	-	46.62	18.20	2.56	27.04
QP	326.82M	41.15	46.00	-4.85	-5.67	3	Horizontal	119	1.00	-	46.82	18.81	2.71	27.19
QP	400.54M	40.53	46.00	-5.47	-3.65	3	Horizontal	323	1.01	-	44.18	21.08	3.00	27.73

Summary

Mode	Result	Type	Freq (Hz)	Level (dBuV/m)	Limit (dBuV/m)	Margin (dB)	Dist (m)	Condition	Azimuth (°)	Height (m)	Comments
5.15-5.25GHz	-	-	-	-	-	-	-	-	-	-	-
802.11a_Nss1,(6Mbps)_1TX	Pass	AV	5.15G	53.66	54.00	-0.34	3	Horizontal	23	1.00	-
802.11ac VHT20_Nss1,(MCS0)_2TX	Pass	AV	5.15G	53.78	54.00	-0.22	3	Horizontal	17	1.29	-
802.11ac VHT40_Nss1,(MCS0)_2TX	Pass	AV	5.15G	53.76	54.00	-0.24	3	Horizontal	16	1.29	-
802.11ac VHT80_Nss1,(MCS0)_2TX	Pass	AV	5.15G	53.51	54.00	-0.49	3	Horizontal	22	1.15	-
5.725-5.85GHz	-	-	-	-	-	-	-	-	-	-	-
802.11a_Nss1,(6Mbps)_1TX	Pass	PK	5.649G	62.34	68.20	-5.86	3	Horizontal	40	1.04	-
802.11ac VHT20_Nss1,(MCS0)_2TX	Pass	PK	5.9446G	61.38	68.20	-6.82	3	Horizontal	8	1.02	-
802.11ac VHT40_Nss1,(MCS0)_2TX	Pass	PK	5.9258G	65.09	68.20	-3.11	3	Horizontal	356	1.50	-
802.11ac VHT80_Nss1,(MCS0)_2TX	Pass	PK	5.925G	63.87	68.20	-4.33	3	Horizontal	347	1.50	-

Result

Mode	Result	Type	Freq (Hz)	Level (dBuV/m)	Limit (dBuV/m)	Margin (dB)	Dist (m)	Condition	Azimuth (°)	Height (m)	Comments
802.11a_Nss1,(6Mbps)_1TX	-	-	-	-	-	-	-	-	-	-	-
5180MHz	Pass	AV	5.149G	47.52	54.00	-6.48	3	Vertical	170	1.78	-
5180MHz	Pass	AV	5.1786G	91.56	Inf	-Inf	3	Vertical	170	1.78	-
5180MHz	Pass	PK	5.1462G	59.61	74.00	-14.39	3	Vertical	170	1.78	-
5180MHz	Pass	PK	5.1818G	100.45	Inf	-Inf	3	Vertical	170	1.78	-
5180MHz	Pass	AV	5.15G	53.66	54.00	-0.34	3	Horizontal	23	1.00	-
5180MHz	Pass	AV	5.1786G	106.27	Inf	-Inf	3	Horizontal	23	1.00	-
5180MHz	Pass	PK	5.1496G	70.74	74.00	-3.26	3	Horizontal	23	1.00	-
5180MHz	Pass	PK	5.182G	115.25	Inf	-Inf	3	Horizontal	23	1.00	-
5180MHz	Pass	PK	10.3624G	55.08	68.20	-13.12	3	Vertical	199	1.71	-
5180MHz	Pass	PK	10.36184G	55.81	68.20	-12.39	3	Horizontal	304	1.00	-
5200MHz	Pass	AV	5.1476G	47.74	54.00	-6.26	3	Vertical	170	1.77	-
5200MHz	Pass	AV	5.2012G	97.30	Inf	-Inf	3	Vertical	170	1.77	-
5200MHz	Pass	PK	5.148G	58.91	74.00	-15.09	3	Vertical	170	1.77	-
5200MHz	Pass	PK	5.202G	106.18	Inf	-Inf	3	Vertical	170	1.77	-
5200MHz	Pass	AV	5.15G	53.66	54.00	-0.34	3	Horizontal	24	1.09	-
5200MHz	Pass	AV	5.1988G	111.35	Inf	-Inf	3	Horizontal	24	1.09	-
5200MHz	Pass	PK	5.15G	68.14	74.00	-5.86	3	Horizontal	24	1.09	-
5200MHz	Pass	PK	5.202G	120.28	Inf	-Inf	3	Horizontal	24	1.09	-
5200MHz	Pass	PK	10.39452G	56.70	68.20	-11.50	3	Vertical	102	1.50	-
5200MHz	Pass	PK	10.39592G	56.44	68.20	-11.76	3	Horizontal	151	1.50	-
5240MHz	Pass	AV	5.138G	47.42	54.00	-6.58	3	Vertical	248	2.89	-
5240MHz	Pass	AV	5.237G	96.90	Inf	-Inf	3	Vertical	248	2.89	-
5240MHz	Pass	AV	5.3738G	46.96	54.00	-7.04	3	Vertical	248	2.89	-
5240MHz	Pass	PK	5.1362G	59.58	74.00	-14.42	3	Vertical	248	2.89	-
5240MHz	Pass	PK	5.2388G	105.30	Inf	-Inf	3	Vertical	248	2.89	-
5240MHz	Pass	PK	5.357G	58.32	74.00	-15.68	3	Vertical	248	2.89	-
5240MHz	Pass	AV	5.1494G	47.98	54.00	-6.02	3	Horizontal	24	1.15	-
5240MHz	Pass	AV	5.2412G	111.95	Inf	-Inf	3	Horizontal	24	1.15	-
5240MHz	Pass	AV	5.3504G	47.51	54.00	-6.49	3	Horizontal	24	1.15	-
5240MHz	Pass	PK	5.1332G	59.61	74.00	-14.39	3	Horizontal	24	1.15	-
5240MHz	Pass	PK	5.2418G	120.84	Inf	-Inf	3	Horizontal	24	1.15	-
5240MHz	Pass	PK	5.3546G	58.78	74.00	-15.22	3	Horizontal	24	1.15	-
5240MHz	Pass	PK	10.48808G	56.14	68.20	-12.06	3	Vertical	101	1.50	-
5240MHz	Pass	PK	10.48128G	57.23	68.20	-10.97	3	Horizontal	242	2.59	-
5745MHz	Pass	AV	5.7462G	100.62	Inf	-Inf	3	Vertical	226	1.23	-
5745MHz	Pass	PK	5.595G	58.97	68.20	-9.23	3	Vertical	226	1.23	-
5745MHz	Pass	PK	5.7474G	109.75	Inf	-Inf	3	Vertical	226	1.23	-
5745MHz	Pass	PK	6.0126G	60.54	68.20	-7.66	3	Vertical	226	1.23	-
5745MHz	Pass	AV	5.7462G	111.82	Inf	-Inf	3	Horizontal	40	1.04	-
5745MHz	Pass	PK	5.649G	62.34	68.20	-5.86	3	Horizontal	40	1.04	-
5745MHz	Pass	PK	5.7438G	120.66	Inf	-Inf	3	Horizontal	40	1.04	-
5745MHz	Pass	PK	5.9514G	60.95	68.20	-7.25	3	Horizontal	40	1.04	-
5745MHz	Pass	AV	11.49092G	44.43	54.00	-9.57	3	Vertical	35	1.54	-
5745MHz	Pass	PK	11.49784G	56.24	74.00	-17.76	3	Vertical	35	1.54	-
5745MHz	Pass	AV	11.49552G	44.50	54.00	-9.50	3	Horizontal	34	1.69	-
5745MHz	Pass	PK	11.49808G	56.09	74.00	-17.91	3	Horizontal	34	1.69	-
5785MHz	Pass	AV	5.7838G	99.48	Inf	-Inf	3	Vertical	217	1.50	-
5785MHz	Pass	PK	5.5234G	59.57	68.20	-8.63	3	Vertical	217	1.50	-
5785MHz	Pass	PK	5.7874G	108.07	Inf	-Inf	3	Vertical	217	1.50	-
5785MHz	Pass	PK	6.0226G	60.24	68.20	-7.96	3	Vertical	217	1.50	-
5785MHz	Pass	AV	5.7838G	111.71	Inf	-Inf	3	Horizontal	40	1.01	-
5785MHz	Pass	PK	5.515G	60.36	68.20	-7.84	3	Horizontal	40	1.01	-
5785MHz	Pass	PK	5.779G	120.35	Inf	-Inf	3	Horizontal	40	1.01	-
5785MHz	Pass	PK	5.9542G	60.72	68.20	-7.48	3	Horizontal	40	1.01	-
5785MHz	Pass	AV	11.57896G	44.35	54.00	-9.65	3	Vertical	309	1.53	-
5785MHz	Pass	PK	11.56G	56.51	74.00	-17.49	3	Vertical	309	1.53	-
5785MHz	Pass	AV	11.56548G	44.28	54.00	-9.72	3	Horizontal	261	1.61	-
5785MHz	Pass	PK	11.58G	56.64	74.00	-17.36	3	Horizontal	261	1.61	-
5825MHz	Pass	AV	5.8262G	100.58	Inf	-Inf	3	Vertical	324	1.39	-
5825MHz	Pass	PK	5.5802G	59.22	68.20	-8.98	3	Vertical	324	1.39	-

Mode	Result	Type	Freq (Hz)	Level (dBuV/m)	Limit (dBuV/m)	Margin (dB)	Dist (m)	Condition	Azimuth (°)	Height (m)	Comments
5825MHz	Pass	PK	5.8238G	109.51	Inf	-Inf	3	Vertical	324	1.39	-
5825MHz	Pass	PK	6.0878G	60.75	68.20	-7.45	3	Vertical	324	1.39	-
5825MHz	Pass	AV	5.8262G	111.26	Inf	-Inf	3	Horizontal	40	1.00	-
5825MHz	Pass	PK	5.5802G	59.41	68.20	-8.79	3	Horizontal	40	1.00	-
5825MHz	Pass	PK	5.8238G	119.66	Inf	-Inf	3	Horizontal	40	1.00	-
5825MHz	Pass	PK	5.9414G	61.21	68.20	-6.99	3	Horizontal	40	1.00	-
5825MHz	Pass	AV	11.653G	44.46	54.00	-9.54	3	Vertical	31	1.50	-
5825MHz	Pass	PK	11.65408G	56.43	74.00	-17.57	3	Vertical	31	1.50	-
5825MHz	Pass	AV	11.64792G	44.50	54.00	-9.50	3	Horizontal	195	1.81	-
5825MHz	Pass	PK	11.64052G	56.45	74.00	-17.55	3	Horizontal	195	1.81	-
802.11ac VHT20_Nss1,(MCS0)_2TX	-	-	-	-	-	-	-	-	-	-	-
5180MHz	Pass	AV	5.1494G	47.98	54.00	-6.02	3	Vertical	230	1.40	-
5180MHz	Pass	AV	5.178G	92.41	Inf	-Inf	3	Vertical	230	1.40	-
5180MHz	Pass	PK	5.1498G	59.04	74.00	-14.96	3	Vertical	230	1.40	-
5180MHz	Pass	PK	5.1774G	100.96	Inf	-Inf	3	Vertical	230	1.40	-
5180MHz	Pass	AV	5.15G	53.66	54.00	-0.34	3	Horizontal	12	1.29	-
5180MHz	Pass	AV	5.1784G	107.41	Inf	-Inf	3	Horizontal	12	1.29	-
5180MHz	Pass	PK	5.149G	71.46	74.00	-2.54	3	Horizontal	12	1.29	-
5180MHz	Pass	PK	5.176G	115.99	Inf	-Inf	3	Horizontal	12	1.29	-
5180MHz	Pass	PK	10.36544G	56.29	68.20	-11.91	3	Vertical	317	1.25	-
5180MHz	Pass	PK	10.35072G	56.16	68.20	-12.04	3	Horizontal	100	2.07	-
5200MHz	Pass	AV	5.1492G	47.98	54.00	-6.02	3	Vertical	230	1.50	-
5200MHz	Pass	AV	5.1984G	97.19	Inf	-Inf	3	Vertical	230	1.50	-
5200MHz	Pass	PK	5.1328G	59.13	74.00	-14.87	3	Vertical	230	1.50	-
5200MHz	Pass	PK	5.196G	105.90	Inf	-Inf	3	Vertical	230	1.50	-
5200MHz	Pass	AV	5.15G	53.78	54.00	-0.22	3	Horizontal	17	1.29	-
5200MHz	Pass	AV	5.198G	113.16	Inf	-Inf	3	Horizontal	17	1.29	-
5200MHz	Pass	PK	5.15G	70.82	74.00	-3.18	3	Horizontal	17	1.29	-
5200MHz	Pass	PK	5.196G	121.75	Inf	-Inf	3	Horizontal	17	1.29	-
5200MHz	Pass	PK	10.39788G	57.07	68.20	-11.13	3	Vertical	77	1.87	-
5200MHz	Pass	PK	10.4006G	56.53	68.20	-11.67	3	Horizontal	325	1.01	-
5240MHz	Pass	AV	5.15G	47.53	54.00	-6.47	3	Vertical	230	1.50	-
5240MHz	Pass	AV	5.2364G	97.48	Inf	-Inf	3	Vertical	230	1.50	-
5240MHz	Pass	AV	5.381G	46.99	54.00	-7.01	3	Vertical	230	1.50	-
5240MHz	Pass	PK	5.1236G	59.36	74.00	-14.64	3	Vertical	230	1.50	-
5240MHz	Pass	PK	5.2328G	105.66	Inf	-Inf	3	Vertical	230	1.50	-
5240MHz	Pass	PK	5.3516G	59.58	74.00	-14.42	3	Vertical	230	1.50	-
5240MHz	Pass	AV	5.1392G	48.32	54.00	-5.68	3	Horizontal	18	1.35	-
5240MHz	Pass	AV	5.2406G	113.24	Inf	-Inf	3	Horizontal	18	1.35	-
5240MHz	Pass	AV	5.3516G	48.33	54.00	-5.67	3	Horizontal	18	1.35	-
5240MHz	Pass	PK	5.15G	59.11	74.00	-14.89	3	Horizontal	18	1.35	-
5240MHz	Pass	PK	5.2454G	121.49	Inf	-Inf	3	Horizontal	18	1.35	-
5240MHz	Pass	PK	5.3756G	59.04	74.00	-14.96	3	Horizontal	18	1.35	-
5240MHz	Pass	PK	10.47876G	57.11	68.20	-11.09	3	Vertical	196	1.50	-
5240MHz	Pass	PK	10.47756G	56.75	68.20	-11.45	3	Horizontal	164	2.32	-
5745MHz	Pass	AV	5.7462G	103.04	Inf	-Inf	3	Vertical	95	3.00	-
5745MHz	Pass	PK	5.5854G	60.22	68.20	-7.98	3	Vertical	95	3.00	-
5745MHz	Pass	PK	5.7486G	111.74	Inf	-Inf	3	Vertical	95	3.00	-
5745MHz	Pass	PK	6.0258G	60.14	68.20	-8.06	3	Vertical	95	3.00	-
5745MHz	Pass	AV	5.7438G	111.87	Inf	-Inf	3	Horizontal	5	1.86	-
5745MHz	Pass	PK	5.5878G	60.54	68.20	-7.66	3	Horizontal	5	1.86	-
5745MHz	Pass	PK	5.7438G	120.36	Inf	-Inf	3	Horizontal	5	1.86	-
5745MHz	Pass	PK	5.937G	60.48	68.20	-7.72	3	Horizontal	5	1.86	-
5745MHz	Pass	AV	11.49752G	43.83	54.00	-10.17	3	Vertical	50	1.06	-
5745MHz	Pass	PK	11.4876G	56.94	74.00	-17.06	3	Vertical	50	1.06	-
5745MHz	Pass	AV	11.49948G	43.79	54.00	-10.21	3	Horizontal	66	2.02	-
5745MHz	Pass	PK	11.48612G	56.98	74.00	-17.02	3	Horizontal	66	2.02	-
5785MHz	Pass	AV	5.7826G	102.35	Inf	-Inf	3	Vertical	94	2.97	-
5785MHz	Pass	PK	5.6074G	58.24	68.20	-9.96	3	Vertical	94	2.97	-
5785MHz	Pass	PK	5.7802G	112.08	Inf	-Inf	3	Vertical	94	2.97	-
5785MHz	Pass	PK	6.0646G	58.86	68.20	-9.34	3	Vertical	94	2.97	-
5785MHz	Pass	AV	5.7862G	111.84	Inf	-Inf	3	Horizontal	8	1.02	-

Mode	Result	Type	Freq (Hz)	Level (dBuV/m)	Limit (dBuV/m)	Margin (dB)	Dist (m)	Condition	Azimuth (°)	Height (m)	Comments
5785MHz	Pass	PK	5.5486G	59.84	68.20	-8.36	3	Horizontal	8	1.02	-
5785MHz	Pass	PK	5.7838G	120.41	Inf	-Inf	3	Horizontal	8	1.02	-
5785MHz	Pass	PK	5.9446G	61.38	68.20	-6.82	3	Horizontal	8	1.02	-
5785MHz	Pass	AV	11.575G	43.94	54.00	-10.06	3	Vertical	118	1.11	-
5785MHz	Pass	PK	11.56584G	57.34	74.00	-16.66	3	Vertical	118	1.11	-
5785MHz	Pass	AV	11.56056G	43.98	54.00	-10.02	3	Horizontal	70	1.22	-
5785MHz	Pass	PK	11.5698G	57.26	74.00	-16.74	3	Horizontal	70	1.22	-
5825MHz	Pass	AV	5.8274G	101.37	Inf	-Inf	3	Vertical	104	1.42	-
5825MHz	Pass	PK	5.5754G	58.04	68.20	-10.16	3	Vertical	104	1.42	-
5825MHz	Pass	PK	5.8238G	111.29	Inf	-Inf	3	Vertical	104	1.42	-
5825MHz	Pass	PK	6.071G	58.80	68.20	-9.40	3	Vertical	104	1.42	-
5825MHz	Pass	AV	5.8262G	110.14	Inf	-Inf	3	Horizontal	355	1.50	-
5825MHz	Pass	PK	5.567G	58.47	68.20	-9.73	3	Horizontal	355	1.50	-
5825MHz	Pass	PK	5.8274G	119.36	Inf	-Inf	3	Horizontal	355	1.50	-
5825MHz	Pass	PK	5.9894G	58.78	68.20	-9.42	3	Horizontal	355	1.50	-
5825MHz	Pass	AV	11.64332G	43.34	54.00	-10.66	3	Vertical	259	1.71	-
5825MHz	Pass	PK	11.64532G	56.71	74.00	-17.29	3	Vertical	259	1.71	-
5825MHz	Pass	AV	11.64112G	43.20	54.00	-10.80	3	Horizontal	311	1.48	-
5825MHz	Pass	PK	11.64064G	56.43	74.00	-17.57	3	Horizontal	311	1.48	-
802.11ac VHT40_Nss1,(MCS0)_2TX	-	-	-	-	-	-	-	-	-	-	-
5190MHz	Pass	AV	5.15G	46.41	54.00	-7.59	3	Vertical	231	1.50	-
5190MHz	Pass	AV	5.1948G	84.74	Inf	-Inf	3	Vertical	231	1.50	-
5190MHz	Pass	PK	5.1232G	57.99	74.00	-16.01	3	Vertical	231	1.50	-
5190MHz	Pass	PK	5.1944G	93.31	Inf	-Inf	3	Vertical	231	1.50	-
5190MHz	Pass	AV	5.15G	53.76	54.00	-0.24	3	Horizontal	16	1.29	-
5190MHz	Pass	AV	5.1956G	101.04	Inf	-Inf	3	Horizontal	16	1.29	-
5190MHz	Pass	PK	5.1488G	66.75	74.00	-7.25	3	Horizontal	16	1.29	-
5190MHz	Pass	PK	5.1848G	110.15	Inf	-Inf	3	Horizontal	16	1.29	-
5190MHz	Pass	PK	10.38752G	55.49	68.20	-12.71	3	Vertical	172	1.62	-
5190MHz	Pass	PK	10.38648G	55.27	68.20	-12.93	3	Horizontal	214	1.61	-
5230MHz	Pass	AV	5.1464G	46.61	54.00	-7.39	3	Vertical	231	1.50	-
5230MHz	Pass	AV	5.2276G	93.30	Inf	-Inf	3	Vertical	231	1.50	-
5230MHz	Pass	PK	5.1356G	57.54	74.00	-16.46	3	Vertical	231	1.50	-
5230MHz	Pass	PK	5.2248G	102.44	Inf	-Inf	3	Vertical	231	1.50	-
5230MHz	Pass	AV	5.15G	53.12	54.00	-0.88	3	Horizontal	18	1.34	-
5230MHz	Pass	AV	5.2328G	109.51	Inf	-Inf	3	Horizontal	18	1.34	-
5230MHz	Pass	PK	5.1492G	67.48	74.00	-6.52	3	Horizontal	18	1.34	-
5230MHz	Pass	PK	5.2244G	118.39	Inf	-Inf	3	Horizontal	18	1.34	-
5230MHz	Pass	PK	10.4616G	56.68	68.20	-11.52	3	Vertical	23	2.13	-
5230MHz	Pass	PK	10.44072G	56.58	68.20	-11.62	3	Horizontal	316	2.05	-
5755MHz	Pass	AV	5.7574G	100.13	Inf	-Inf	3	Vertical	93	3.00	-
5755MHz	Pass	PK	5.6002G	58.69	68.20	-9.51	3	Vertical	93	3.00	-
5755MHz	Pass	PK	5.743G	108.99	Inf	-Inf	3	Vertical	93	3.00	-
5755MHz	Pass	PK	5.9734G	58.95	68.20	-9.25	3	Vertical	93	3.00	-
5755MHz	Pass	AV	5.7526G	109.09	Inf	-Inf	3	Horizontal	-0	1.50	-
5755MHz	Pass	PK	5.6482G	62.39	68.20	-5.81	3	Horizontal	-0	1.50	-
5755MHz	Pass	PK	5.7514G	118.33	Inf	-Inf	3	Horizontal	-0	1.50	-
5755MHz	Pass	PK	5.9254G	60.07	68.20	-8.13	3	Horizontal	-0	1.50	-
5755MHz	Pass	AV	11.52488G	45.25	54.00	-8.75	3	Vertical	124	1.64	-
5755MHz	Pass	PK	11.51712G	57.18	74.00	-16.82	3	Vertical	124	1.64	-
5755MHz	Pass	AV	11.5096G	44.64	54.00	-9.36	3	Horizontal	6	2.15	-
5755MHz	Pass	PK	11.5212G	56.71	74.00	-17.29	3	Horizontal	6	2.15	-
5795MHz	Pass	AV	5.7902G	101.02	Inf	-Inf	3	Vertical	109	1.03	-
5795MHz	Pass	PK	5.6114G	58.17	68.20	-10.03	3	Vertical	109	1.03	-
5795MHz	Pass	PK	5.7878G	110.19	Inf	-Inf	3	Vertical	109	1.03	-
5795MHz	Pass	PK	5.933G	58.76	68.20	-9.44	3	Vertical	109	1.03	-
5795MHz	Pass	AV	5.7974G	109.28	Inf	-Inf	3	Horizontal	356	1.50	-
5795MHz	Pass	PK	5.6366G	59.09	68.20	-9.11	3	Horizontal	356	1.50	-
5795MHz	Pass	PK	5.7914G	118.65	Inf	-Inf	3	Horizontal	356	1.50	-
5795MHz	Pass	PK	5.9258G	65.09	68.20	-3.11	3	Horizontal	356	1.50	-
5795MHz	Pass	AV	11.5856G	45.12	54.00	-8.88	3	Vertical	171	2.44	-
5795MHz	Pass	PK	11.58296G	57.15	74.00	-16.85	3	Vertical	171	2.44	-

Mode	Result	Type	Freq (Hz)	Level (dBuV/m)	Limit (dBuV/m)	Margin (dB)	Dist (m)	Condition	Azimuth (°)	Height (m)	Comments
5795MHz	Pass	AV	11.57576G	45.03	54.00	-8.97	3	Horizontal	71	1.09	-
5795MHz	Pass	PK	11.59192G	56.95	74.00	-17.05	3	Horizontal	71	1.09	-
802.11ac VHT80_Nss1,(MCS0)_2TX	-	-	-	-	-	-	-	-	-	-	-
5210MHz	Pass	AV	5.077G	46.85	54.00	-7.15	3	Vertical	264	2.92	-
5210MHz	Pass	AV	5.208G	82.77	Inf	-Inf	3	Vertical	264	2.92	-
5210MHz	Pass	AV	5.452G	46.19	54.00	-7.81	3	Vertical	264	2.92	-
5210MHz	Pass	PK	5.11G	57.78	74.00	-16.22	3	Vertical	264	2.92	-
5210MHz	Pass	PK	5.213G	91.70	Inf	-Inf	3	Vertical	264	2.92	-
5210MHz	Pass	PK	5.449G	57.10	74.00	-16.90	3	Vertical	264	2.92	-
5210MHz	Pass	AV	5.15G	53.51	54.00	-0.49	3	Horizontal	22	1.15	-
5210MHz	Pass	AV	5.219G	97.01	Inf	-Inf	3	Horizontal	22	1.15	-
5210MHz	Pass	AV	5.435G	46.44	54.00	-7.56	3	Horizontal	22	1.15	-
5210MHz	Pass	PK	5.148G	64.35	74.00	-9.65	3	Horizontal	22	1.15	-
5210MHz	Pass	PK	5.208G	105.83	Inf	-Inf	3	Horizontal	22	1.15	-
5210MHz	Pass	PK	5.412G	57.66	74.00	-16.34	3	Horizontal	22	1.15	-
5210MHz	Pass	PK	10.4536G	56.14	68.20	-12.06	3	Vertical	72	2.25	-
5210MHz	Pass	PK	10.44864G	56.24	68.20	-11.96	3	Horizontal	139	1.23	-
5775MHz	Pass	AV	5.7834G	94.24	Inf	-Inf	3	Vertical	268	2.89	-
5775MHz	Pass	PK	5.5794G	58.58	68.20	-9.62	3	Vertical	268	2.89	-
5775MHz	Pass	PK	5.7786G	103.78	Inf	-Inf	3	Vertical	268	2.89	-
5775MHz	Pass	PK	5.9394G	61.29	68.20	-6.91	3	Vertical	268	2.89	-
5775MHz	Pass	AV	5.7618G	100.58	Inf	-Inf	3	Horizontal	347	1.50	-
5775MHz	Pass	PK	5.6454G	63.53	68.20	-4.67	3	Horizontal	347	1.50	-
5775MHz	Pass	PK	5.7786G	109.53	Inf	-Inf	3	Horizontal	347	1.50	-
5775MHz	Pass	PK	5.925G	63.87	68.20	-4.33	3	Horizontal	347	1.50	-
5775MHz	Pass	AV	11.52824G	43.75	54.00	-10.25	3	Vertical	278	2.13	-
5775MHz	Pass	PK	11.52728G	56.14	74.00	-17.86	3	Vertical	278	2.13	-
5775MHz	Pass	AV	11.5444G	44.01	54.00	-9.99	3	Horizontal	255	1.85	-
5775MHz	Pass	PK	11.55368G	55.73	74.00	-18.27	3	Horizontal	255	1.85	-

802.11a_Nss1,(6Mbps)_1TX

5180MHz_TX

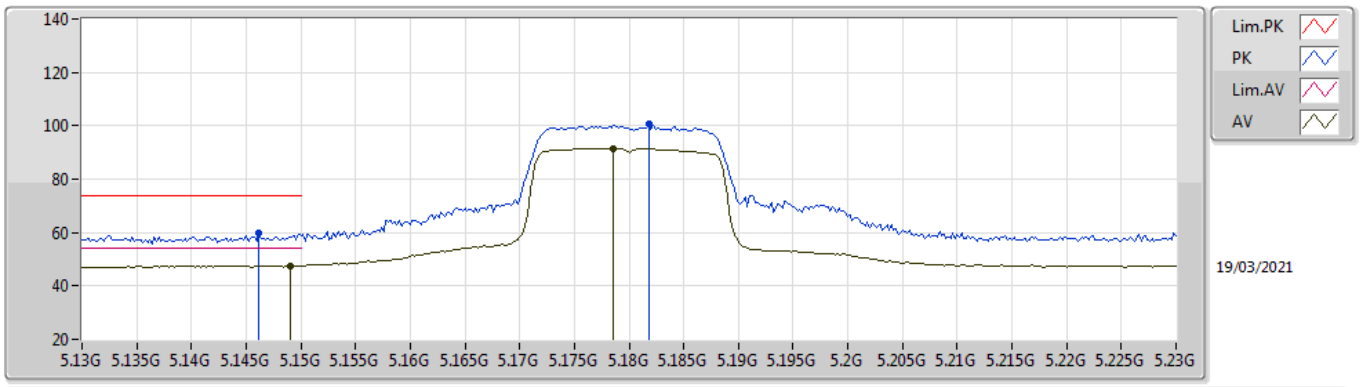

Type	Freq	Level	Limit	Margin	Factor	Dist	Condition	Azimuth	Height	Comment	Raw	AF	CL	PA
	(Hz)	(dBuV/m)	(dBuV/m)	(dB)	(dB)	(m)		(°)	(m)		(dBuV)	(dB)	(dB)	(dB)
AV	5.149G	47.52	54.00	-6.48	5.99	3	Vertical	170	1.78	-	41.53	31.70	8.52	34.23
AV	5.1786G	91.56	Inf	-Inf	5.91	3	Vertical	170	1.78	-	85.65	31.59	8.55	34.23
PK	5.1462G	59.61	74.00	-14.39	5.99	3	Vertical	170	1.78	-	53.62	31.70	8.52	34.23
PK	5.1818G	100.45	Inf	-Inf	5.89	3	Vertical	170	1.78	-	94.56	31.57	8.55	34.23

802.11a_Nss1,(6Mbps)_1TX

5180MHz_TX

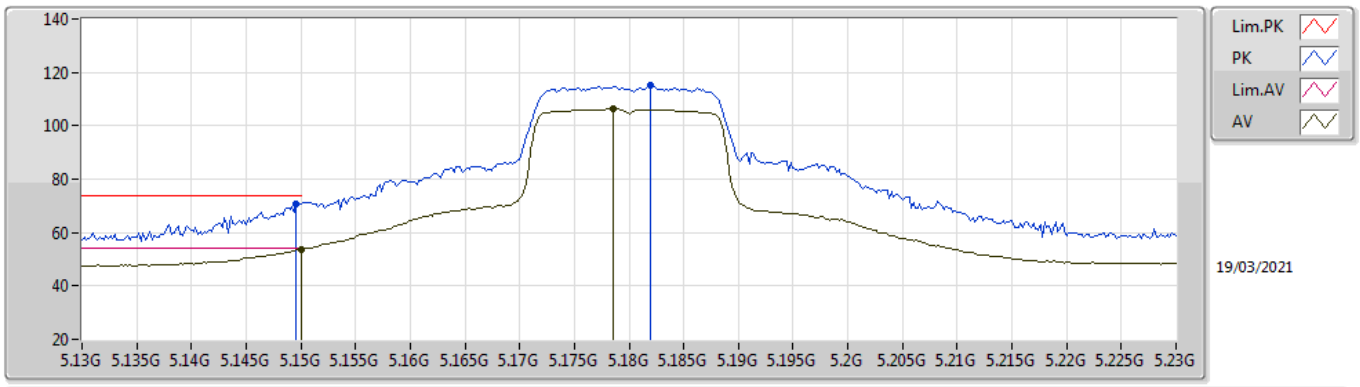

Type	Freq	Level	Limit	Margin	Factor	Dist	Condition	Azimuth	Height	Comment	Raw	AF	CL	PA
	(Hz)	(dBuV/m)	(dBuV/m)	(dB)	(dB)	(m)		(°)	(m)		(dBuV)	(dB)	(dB)	(dB)
AV	5.15G	53.66	54.00	-0.34	5.99	3	Horizontal	23	1.00	-	47.67	31.70	8.52	34.23
AV	5.1786G	106.27	Inf	-Inf	5.91	3	Horizontal	23	1.00	-	100.36	31.59	8.55	34.23
PK	5.1496G	70.74	74.00	-3.26	5.99	3	Horizontal	23	1.00	-	64.75	31.70	8.52	34.23
PK	5.182G	115.25	Inf	-Inf	5.89	3	Horizontal	23	1.00	-	109.36	31.57	8.55	34.23

802.11a_Nss1,(6Mbps)_1TX

5180MHz_TX

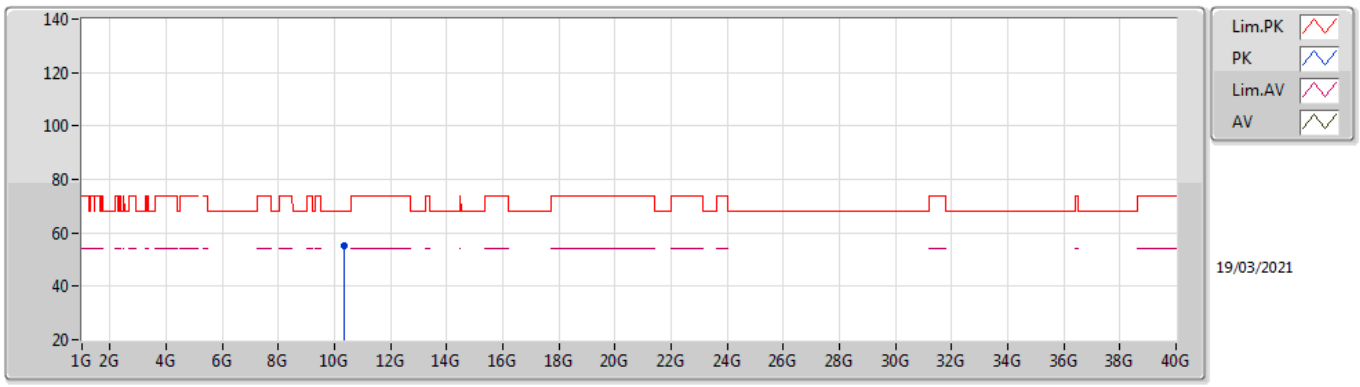

Type	Freq	Level	Limit	Margin	Factor	Dist	Condition	Azimuth	Height	Comment	Raw	AF	CL	PA
	(Hz)	(dBuV/m)	(dBuV/m)	(dB)	(dB)	(m)		(°)	(m)		(dBuV)	(dB)	(dB)	(dB)
PK	10.3624G	55.08	68.20	-13.12	16.90	3	Vertical	199	1.71	-	38.18	39.39	12.18	34.67

802.11a_Nss1,(6Mbps)_1TX

5180MHz_TX

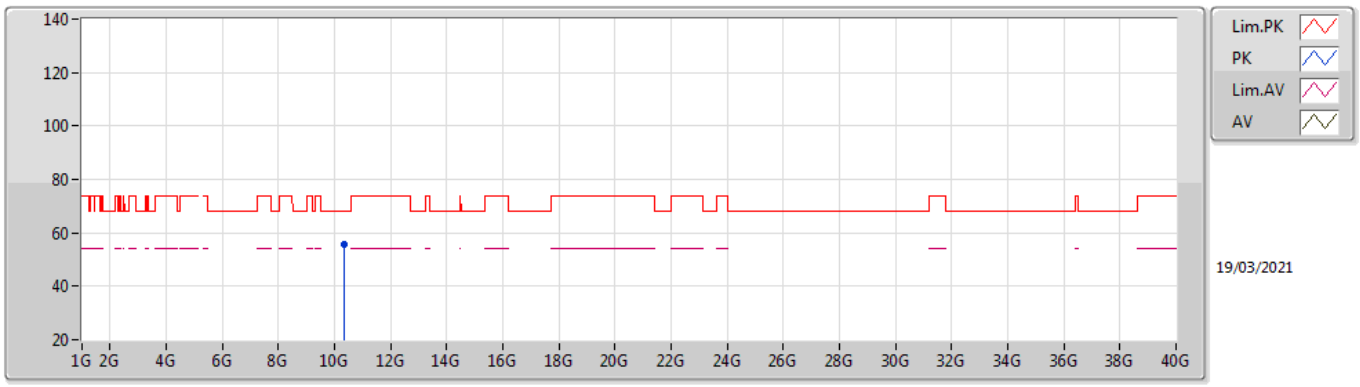

Type	Freq	Level	Limit	Margin	Factor	Dist	Condition	Azimuth	Height	Comment	Raw	AF	CL	PA
	(Hz)	(dBuV/m)	(dBuV/m)	(dB)	(dB)	(m)		(°)	(m)		(dBuV)	(dB)	(dB)	(dB)
PK	10.36184G	55.81	68.20	-12.39	16.89	3	Horizontal	304	1.00	-	38.92	39.39	12.18	34.68

802.11a_Nss1,(6Mbps)_1TX

5200MHz_TX

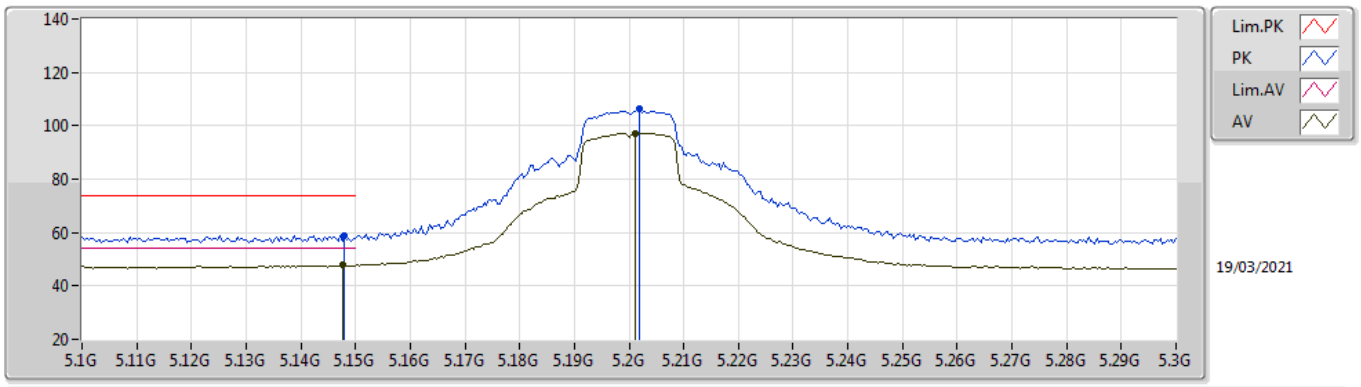

Type	Freq	Level	Limit	Margin	Factor	Dist	Condition	Azimuth	Height	Comment	Raw	AF	CL	PA
	(Hz)	(dBuV/m)	(dBuV/m)	(dB)	(dB)	(m)		(°)	(m)		(dBuV)	(dB)	(dB)	(dB)
AV	5.1476G	47.74	54.00	-6.26	5.99	3	Vertical	170	1.77	-	41.75	31.70	8.52	34.23
AV	5.2012G	97.30	Inf	-Inf	5.82	3	Vertical	170	1.77	-	91.48	31.49	8.57	34.24
PK	5.148G	58.91	74.00	-15.09	5.99	3	Vertical	170	1.77	-	52.92	31.70	8.52	34.23
PK	5.202G	106.18	Inf	-Inf	5.82	3	Vertical	170	1.77	-	100.36	31.49	8.57	34.24

802.11a_Nss1,(6Mbps)_1TX

5200MHz_TX

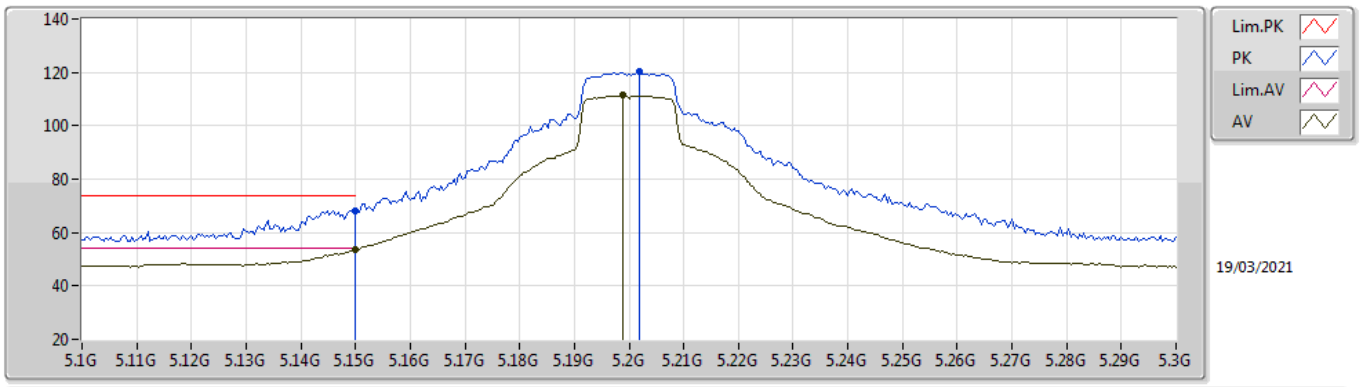

Type	Freq	Level	Limit	Margin	Factor	Dist	Condition	Azimuth	Height	Comment	Raw	AF	CL	PA
	(Hz)	(dBuV/m)	(dBuV/m)	(dB)	(dB)	(m)		(°)	(m)		(dBuV)	(dB)	(dB)	(dB)
AV	5.15G	53.66	54.00	-0.34	5.99	3	Horizontal	24	1.09	-	47.67	31.70	8.52	34.23
AV	5.1988G	111.35	Inf	-Inf	5.83	3	Horizontal	24	1.09	-	105.52	31.50	8.57	34.24
PK	5.15G	68.14	74.00	-5.86	5.99	3	Horizontal	24	1.09	-	62.15	31.70	8.52	34.23
PK	5.202G	120.28	Inf	-Inf	5.82	3	Horizontal	24	1.09	-	114.46	31.49	8.57	34.24

802.11a_Nss1,(6Mbps)_1TX

5200MHz_TX

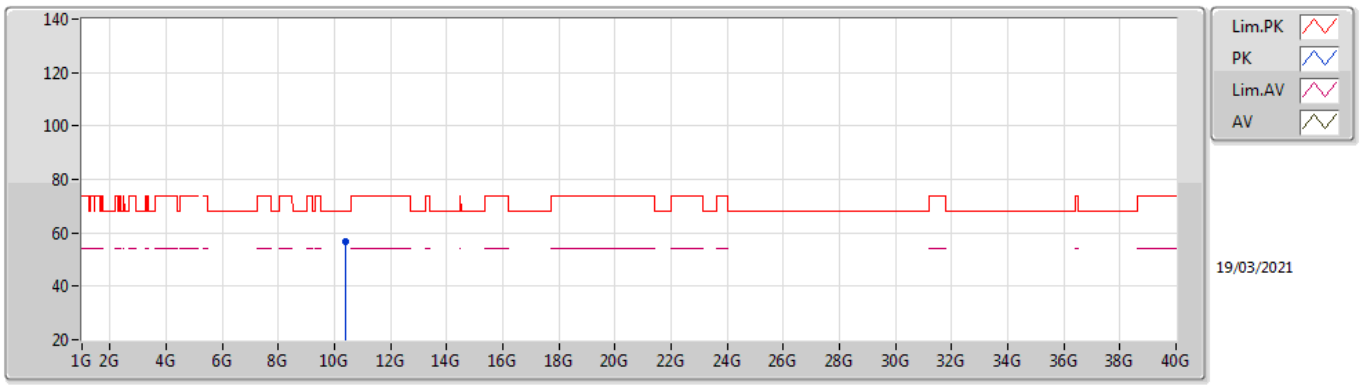

Type	Freq	Level	Limit	Margin	Factor	Dist	Condition	Azimuth	Height	Comment	Raw	AF	CL	PA
	(Hz)	(dBuV/m)	(dBuV/m)	(dB)	(dB)	(m)		(°)	(m)		(dBuV)	(dB)	(dB)	(dB)
PK	10.39452G	56.70	68.20	-11.50	17.03	3	Vertical	102	1.50	-	39.67	39.48	12.20	34.65

802.11a_Nss1,(6Mbps)_1TX

5200MHz_TX

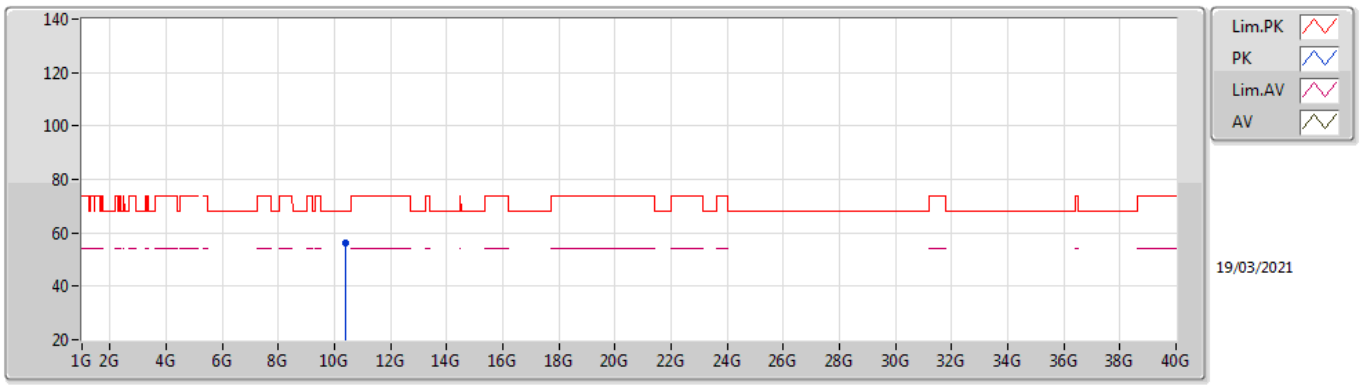

Type	Freq	Level	Limit	Margin	Factor	Dist	Condition	Azimuth	Height	Comment	Raw	AF	CL	PA
	(Hz)	(dBuV/m)	(dBuV/m)	(dB)	(dB)	(m)		(°)	(m)		(dBuV)	(dB)	(dB)	(dB)
PK	10.39592G	56.44	68.20	-11.76	17.04	3	Horizontal	151	1.50	-	39.40	39.49	12.20	34.65

802.11a_Nss1,(6Mbps)_1TX

5240MHz_TX

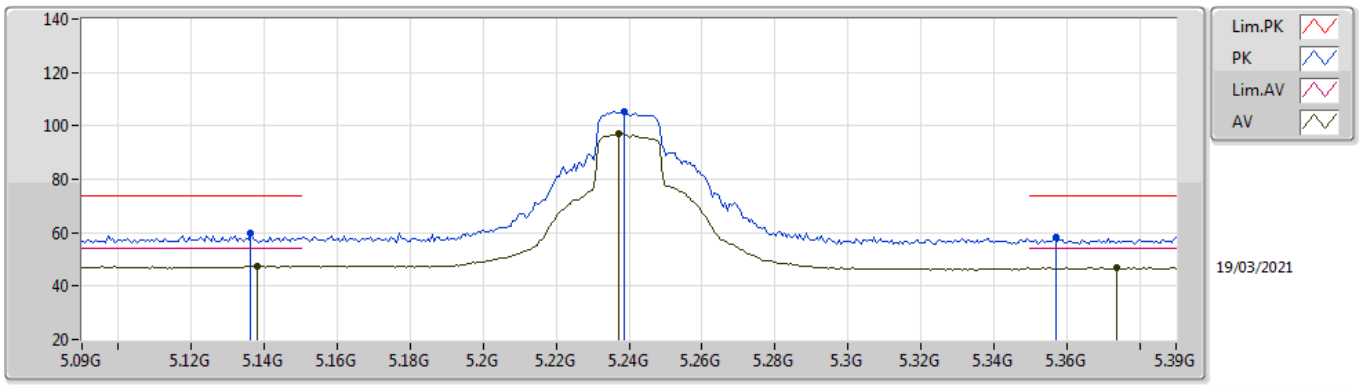

Type	Freq	Level	Limit	Margin	Factor	Dist	Condition	Azimuth	Height	Comment	Raw	AF	CL	PA
	(Hz)	(dBuV/m)	(dBuV/m)	(dB)	(dB)	(m)		(°)	(m)		(dBuV)	(dB)	(dB)	(dB)
AV	5.138G	47.42	54.00	-6.58	5.98	3	Vertical	248	2.89	-	41.44	31.70	8.51	34.23
AV	5.237G	96.90	Inf	-Inf	5.62	3	Vertical	248	2.89	-	91.28	31.28	8.58	34.24
AV	5.3738G	46.96	54.00	-7.04	5.49	3	Vertical	248	2.89	-	41.47	31.14	8.60	34.25
PK	5.1362G	59.58	74.00	-14.42	5.98	3	Vertical	248	2.89	-	53.60	31.70	8.51	34.23
PK	5.2388G	105.30	Inf	-Inf	5.61	3	Vertical	248	2.89	-	99.69	31.27	8.58	34.24
PK	5.357G	58.32	74.00	-15.68	5.39	3	Vertical	248	2.89	-	52.93	31.04	8.60	34.25

802.11a_Nss1,(6Mbps)_1TX

5240MHz_TX

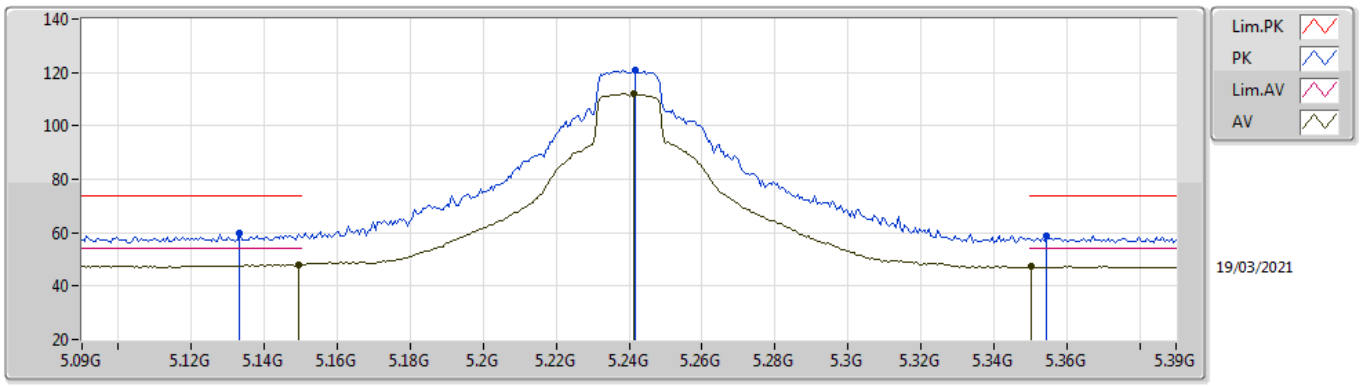

Type	Freq	Level	Limit	Margin	Factor	Dist	Condition	Azimuth	Height	Comment	Raw	AF	CL	PA
	(Hz)	(dBuV/m)	(dBuV/m)	(dB)	(dB)	(m)		(°)	(m)		(dBuV)	(dB)	(dB)	(dB)
AV	5.1494G	47.98	54.00	-6.02	5.99	3	Horizontal	24	1.15	-	41.99	31.70	8.52	34.23
AV	5.2412G	111.95	Inf	-Inf	5.59	3	Horizontal	24	1.15	-	106.36	31.25	8.58	34.24
AV	5.3504G	47.51	54.00	-6.49	5.35	3	Horizontal	24	1.15	-	42.16	31.00	8.60	34.25
PK	5.1332G	59.61	74.00	-14.39	5.98	3	Horizontal	24	1.15	-	53.63	31.70	8.51	34.23
PK	5.2418G	120.84	Inf	-Inf	5.59	3	Horizontal	24	1.15	-	115.25	31.25	8.58	34.24
PK	5.3546G	58.78	74.00	-15.22	5.38	3	Horizontal	24	1.15	-	53.40	31.03	8.60	34.25

802.11a_Nss1,(6Mbps)_1TX

5240MHz_TX

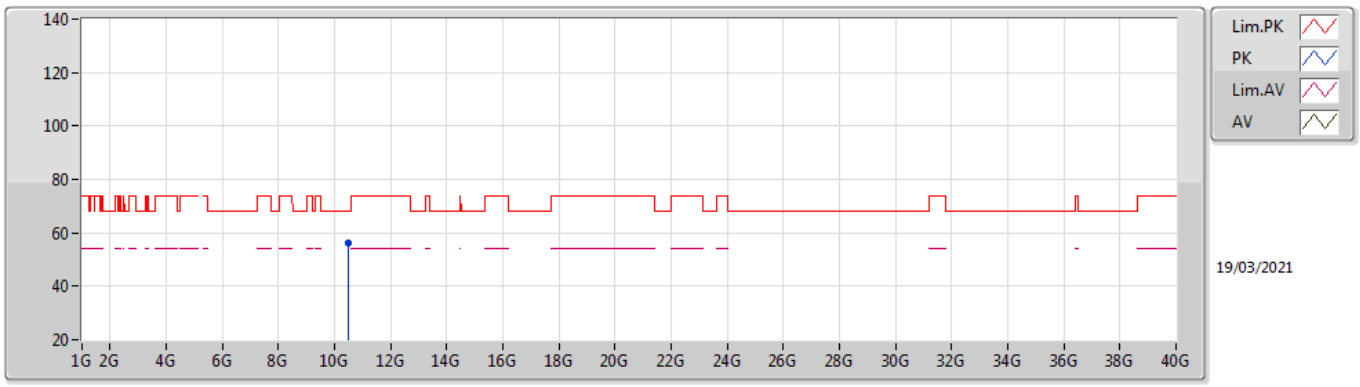

Type	Freq	Level	Limit	Margin	Factor	Dist	Condition	Azimuth	Height	Comment	Raw	AF	CL	PA
	(Hz)	(dBuV/m)	(dBuV/m)	(dB)	(dB)	(m)		(°)	(m)		(dBuV)	(dB)	(dB)	(dB)
PK	10.48808G	56.14	68.20	-12.06	17.35	3	Vertical	101	1.50	-	38.79	39.68	12.25	34.58

802.11a_Nss1,(6Mbps)_1TX

5240MHz_TX

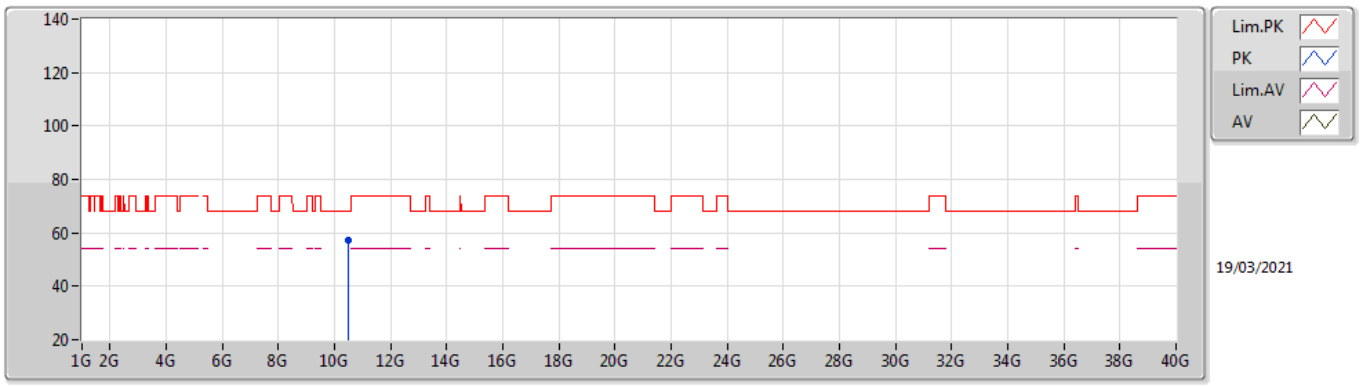

Type	Freq	Level	Limit	Margin	Factor	Dist	Condition	Azimuth	Height	Comment	Raw	AF	CL	PA
	(Hz)	(dBuV/m)	(dBuV/m)	(dB)	(dB)	(m)		(°)	(m)		(dBuV)	(dB)	(dB)	(dB)
PK	10.48128G	57.23	68.20	-10.97	17.32	3	Horizontal	242	2.59	-	39.91	39.66	12.24	34.58

802.11a_Nss1,(6Mbps)_1TX

5745MHz_TX

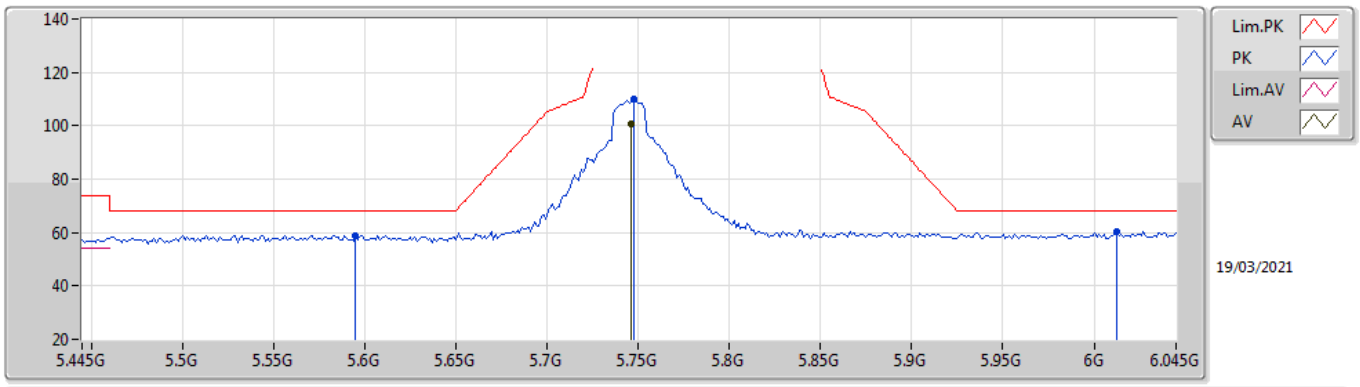

Type	Freq	Level	Limit	Margin	Factor	Dist	Condition	Azimuth	Height	Comment	Raw	AF	CL	PA
	(Hz)	(dBuV/m)	(dBuV/m)	(dB)	(dB)	(m)		(°)	(m)		(dBuV)	(dB)	(dB)	(dB)
AV	5.7462G	100.62	Inf	-Inf	6.73	3	Vertical	226	1.23	-	93.89	31.98	9.03	34.28
PK	5.595G	58.97	68.20	-9.23	6.22	3	Vertical	226	1.23	-	52.75	31.60	8.89	34.27
PK	5.7474G	109.75	Inf	-Inf	6.74	3	Vertical	226	1.23	-	103.01	31.99	9.03	34.28
PK	6.0126G	60.54	68.20	-7.66	7.24	3	Vertical	226	1.23	-	53.30	32.37	9.18	34.31

802.11a_Nss1,(6Mbps)_1TX

5745MHz_TX

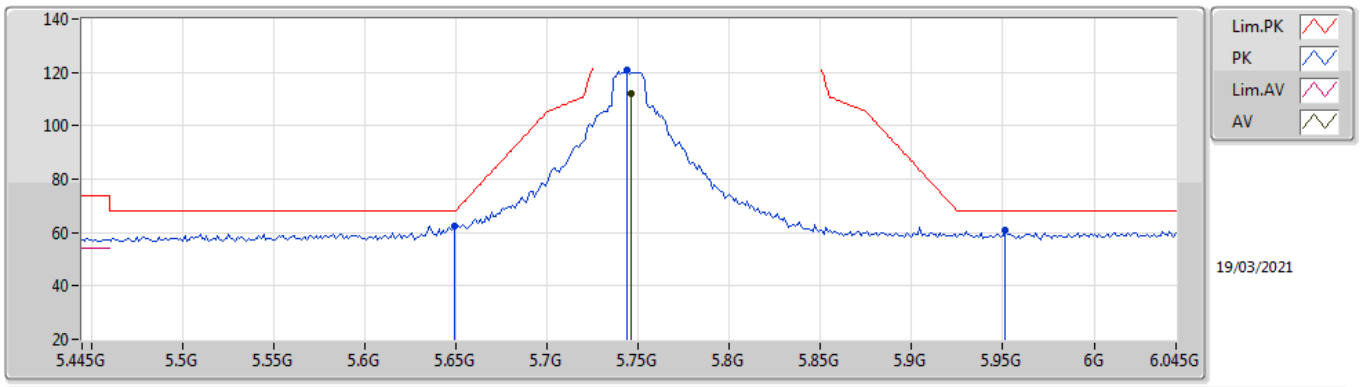

Type	Freq	Level	Limit	Margin	Factor	Dist	Condition	Azimuth	Height	Comment	Raw	AF	CL	PA
	(Hz)	(dBuV/m)	(dBuV/m)	(dB)	(dB)	(m)		(°)	(m)		(dBuV)	(dB)	(dB)	(dB)
AV	5.7462G	111.82	Inf	-Inf	6.73	3	Horizontal	40	1.04	-	105.09	31.98	9.03	34.28
PK	5.649G	62.34	68.20	-5.86	6.37	3	Horizontal	40	1.04	-	55.97	31.70	8.94	34.27
PK	5.7438G	120.66	Inf	-Inf	6.73	3	Horizontal	40	1.04	-	113.93	31.98	9.03	34.28
PK	5.9514G	60.95	68.20	-7.25	7.14	3	Horizontal	40	1.04	-	53.81	32.30	9.15	34.31

802.11a_Nss1,(6Mbps)_1TX

5745MHz_TX

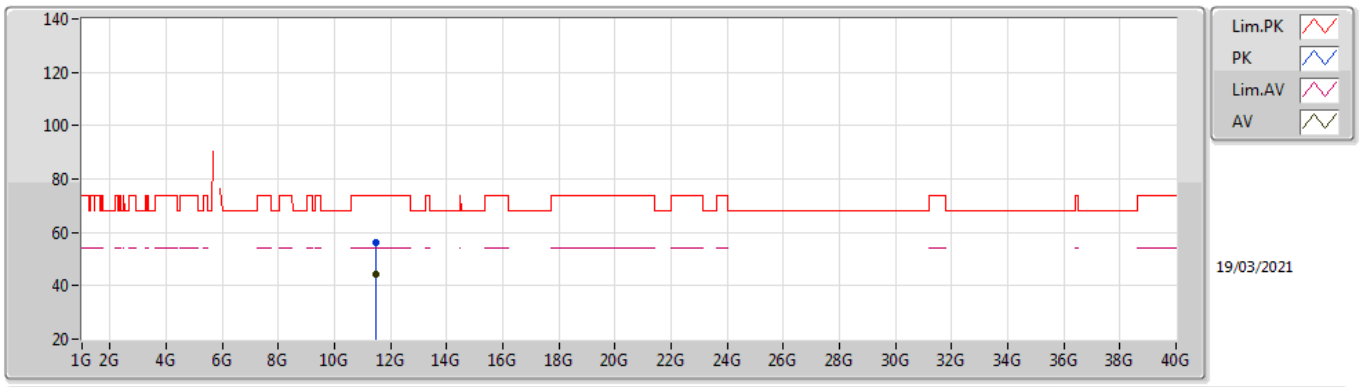

Type	Freq	Level	Limit	Margin	Factor	Dist	Condition	Azimuth	Height	Comment	Raw	AF	CL	PA
	(Hz)	(dBuV/m)	(dBuV/m)	(dB)	(dB)	(m)		(°)	(m)		(dBuV)	(dB)	(dB)	(dB)
AV	11.49092G	44.43	54.00	-9.57	18.57	3	Vertical	35	1.54	-	25.86	39.98	12.75	34.16
PK	11.49784G	56.24	74.00	-17.76	18.60	3	Vertical	35	1.54	-	37.64	40.00	12.76	34.16

802.11a_Nss1,(6Mbps)_1TX

5745MHz_TX

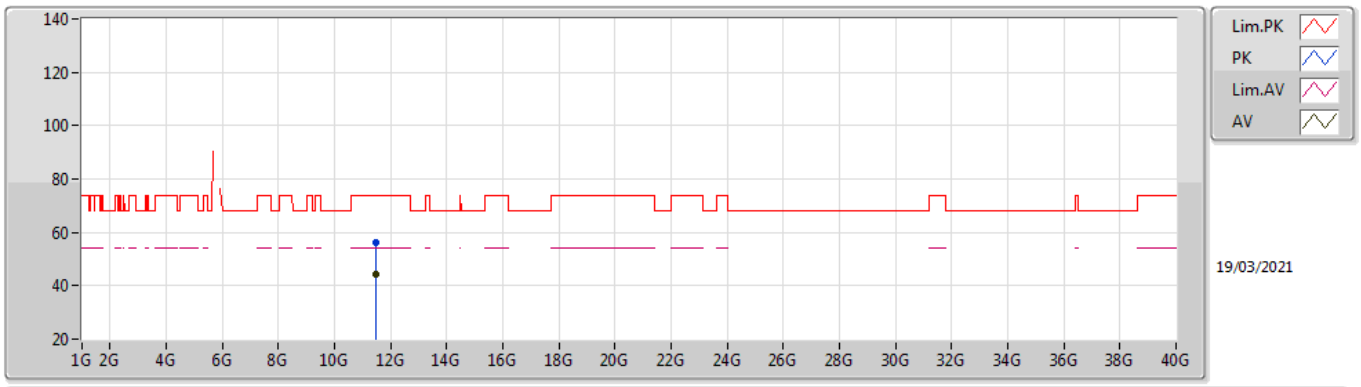

Type	Freq	Level	Limit	Margin	Factor	Dist	Condition	Azimuth	Height	Comment	Raw	AF	CL	PA
	(Hz)	(dBuV/m)	(dBuV/m)	(dB)	(dB)	(m)		(°)	(m)		(dBuV)	(dB)	(dB)	(dB)
AV	11.49552G	44.50	54.00	-9.50	18.59	3	Horizontal	34	1.69	-	25.91	39.99	12.76	34.16
PK	11.49808G	56.09	74.00	-17.91	18.60	3	Horizontal	34	1.69	-	37.49	40.00	12.76	34.16

802.11a_Nss1,(6Mbps)_1TX

5785MHz_TX

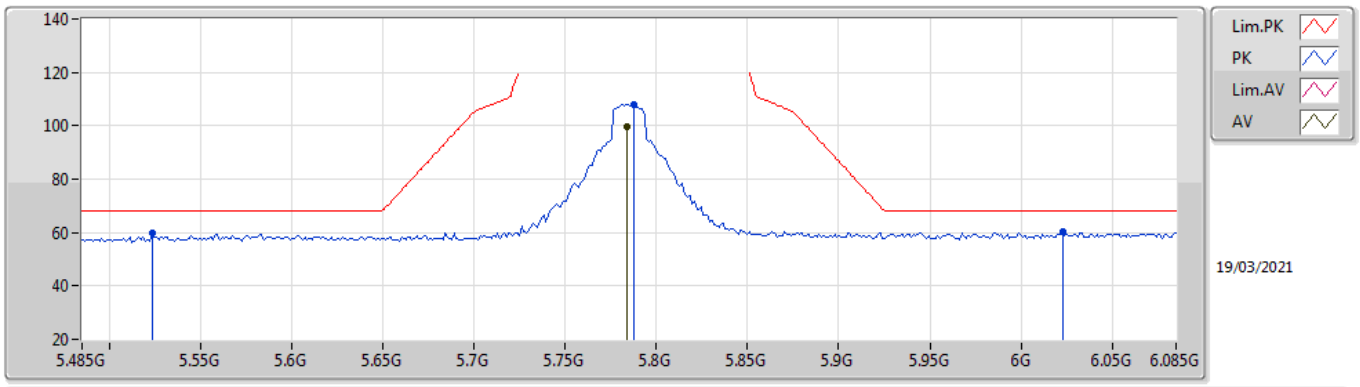

Type	Freq	Level	Limit	Margin	Factor	Dist	Condition	Azimuth	Height	Comment	Raw	AF	CL	PA
	(Hz)	(dBuV/m)	(dBuV/m)	(dB)	(dB)	(m)		(°)	(m)		(dBuV)	(dB)	(dB)	(dB)
AV	5.7838G	99.48	Inf	-Inf	6.78	3	Vertical	217	1.50	-	92.70	32.00	9.07	34.29
PK	5.5234G	59.57	68.20	-8.63	6.18	3	Vertical	217	1.50	-	53.39	31.65	8.79	34.26
PK	5.7874G	108.07	Inf	-Inf	6.78	3	Vertical	217	1.50	-	101.29	32.00	9.07	34.29
PK	6.0226G	60.24	68.20	-7.96	7.23	3	Vertical	217	1.50	-	53.01	32.35	9.19	34.31

802.11a_Nss1,(6Mbps)_1TX

5785MHz_TX

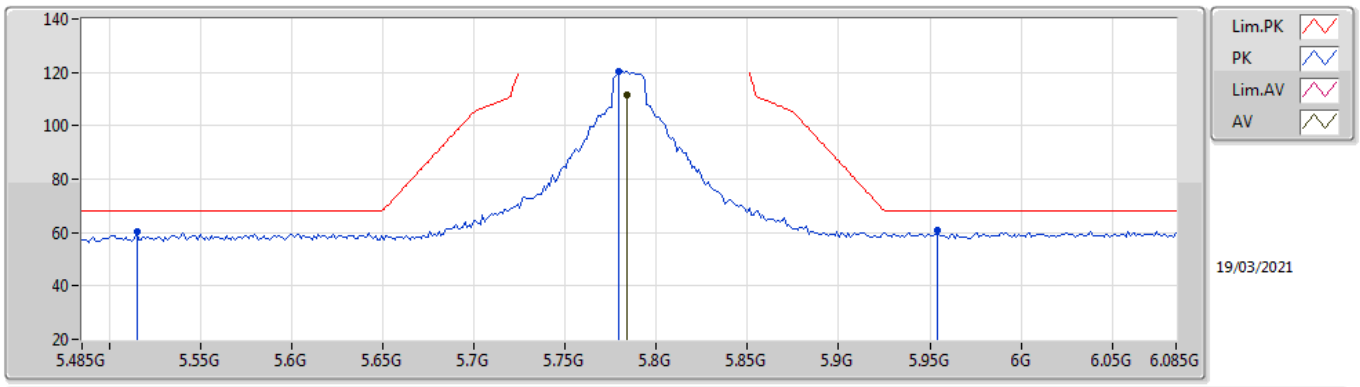

Type	Freq	Level	Limit	Margin	Factor	Dist	Condition	Azimuth	Height	Comment	Raw	AF	CL	PA
	(Hz)	(dBuV/m)	(dBuV/m)	(dB)	(dB)	(m)		(°)	(m)		(dBuV)	(dB)	(dB)	(dB)
AV	5.7838G	111.71	Inf	-Inf	6.78	3	Horizontal	40	1.01	-	104.93	32.00	9.07	34.29
PK	5.515G	60.36	68.20	-7.84	6.19	3	Horizontal	40	1.01	-	54.17	31.67	8.78	34.26
PK	5.779G	120.35	Inf	-Inf	6.77	3	Horizontal	40	1.01	-	113.58	32.00	9.06	34.29
PK	5.9542G	60.72	68.20	-7.48	7.15	3	Horizontal	40	1.01	-	53.57	32.31	9.15	34.31

802.11a_Nss1,(6Mbps)_1TX

5785MHz_TX

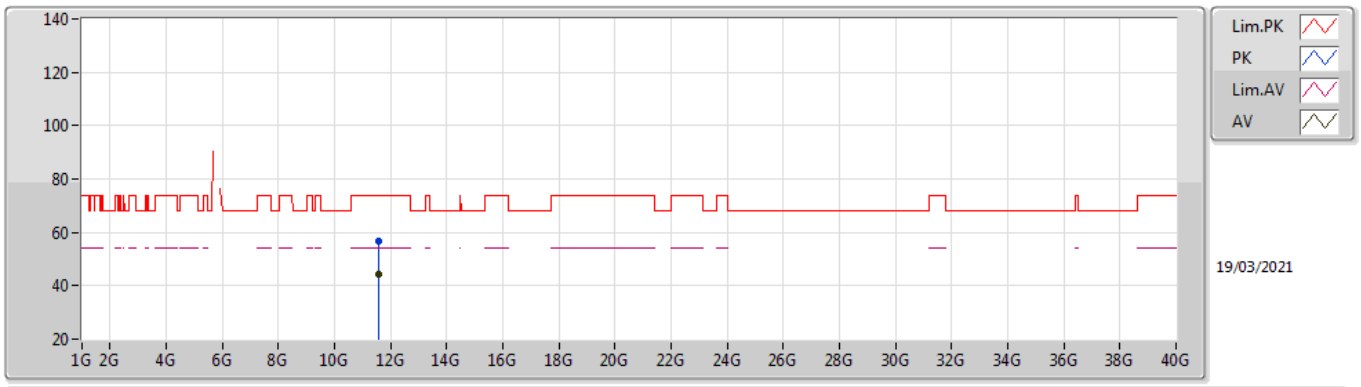

Type	Freq	Level	Limit	Margin	Factor	Dist	Condition	Azimuth	Height	Comment	Raw	AF	CL	PA
	(Hz)	(dBuV/m)	(dBuV/m)	(dB)	(dB)	(m)		(°)	(m)		(dBuV)	(dB)	(dB)	(dB)
AV	11.57896G	44.35	54.00	-9.65	18.52	3	Vertical	309	1.53	-	25.83	39.92	12.80	34.20
PK	11.56G	56.51	74.00	-17.49	18.54	3	Vertical	309	1.53	-	37.97	39.94	12.79	34.19

802.11a_Nss1,(6Mbps)_1TX

5785MHz_TX

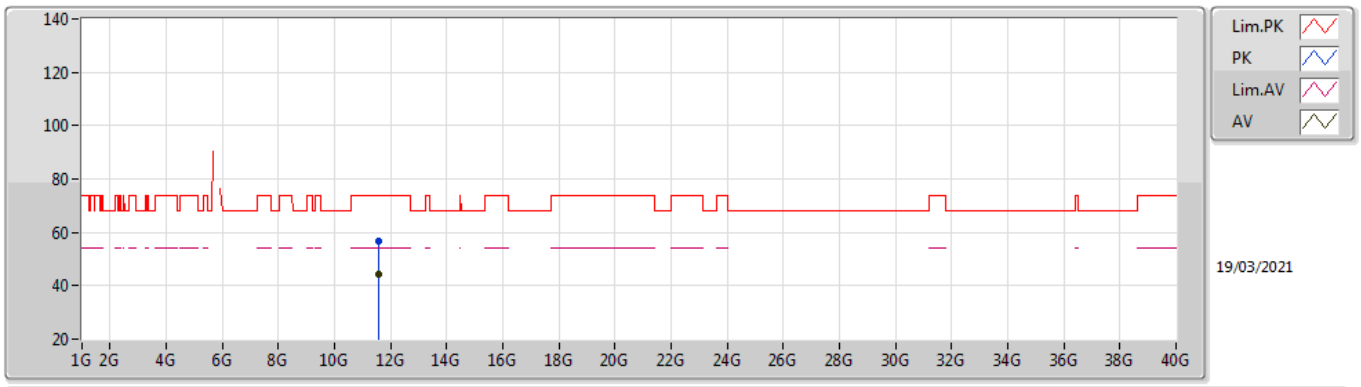

Type	Freq	Level	Limit	Margin	Factor	Dist	Condition	Azimuth	Height	Comment	Raw	AF	CL	PA
	(Hz)	(dBuV/m)	(dBuV/m)	(dB)	(dB)	(m)		(°)	(m)		(dBuV)	(dB)	(dB)	(dB)
AV	11.56548G	44.28	54.00	-9.72	18.53	3	Horizontal	261	1.61	-	25.75	39.93	12.79	34.19
PK	11.58G	56.64	74.00	-17.36	18.52	3	Horizontal	261	1.61	-	38.12	39.92	12.80	34.20

802.11a_Nss1,(6Mbps)_1TX

5825MHz_TX

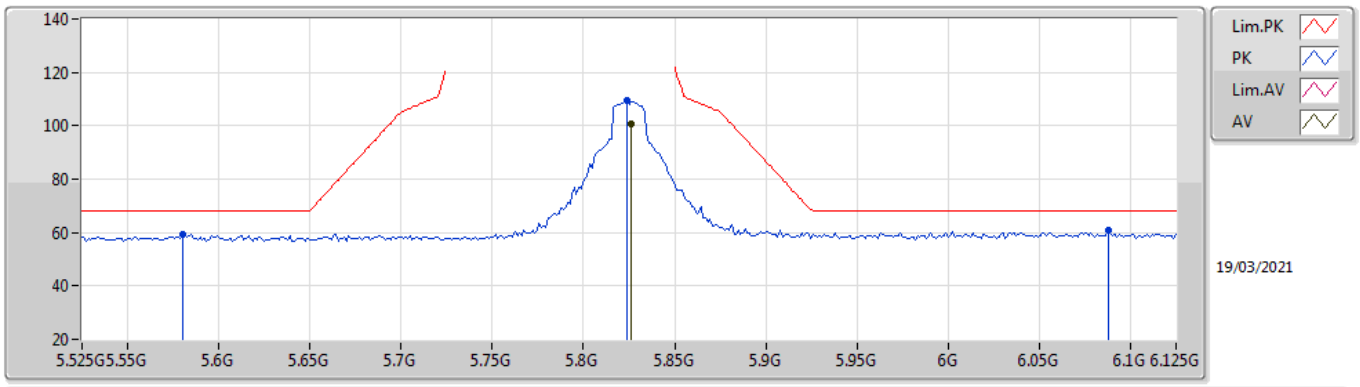

Type	Freq	Level	Limit	Margin	Factor	Dist	Condition	Azimuth	Height	Comment	Raw	AF	CL	PA
	(Hz)	(dBuV/m)	(dBuV/m)	(dB)	(dB)	(m)		(°)	(m)		(dBuV)	(dB)	(dB)	(dB)
AV	5.8262G	100.58	Inf	-Inf	6.90	3	Vertical	324	1.39	-	93.68	32.10	9.09	34.29
PK	5.5802G	59.22	68.20	-8.98	6.20	3	Vertical	324	1.39	-	53.02	31.60	8.87	34.27
PK	5.8238G	109.51	Inf	-Inf	6.90	3	Vertical	324	1.39	-	102.61	32.10	9.09	34.29
PK	6.0878G	60.75	68.20	-7.45	7.30	3	Vertical	324	1.39	-	53.45	32.38	9.24	34.32

802.11a_Nss1,(6Mbps)_1TX

5825MHz_TX

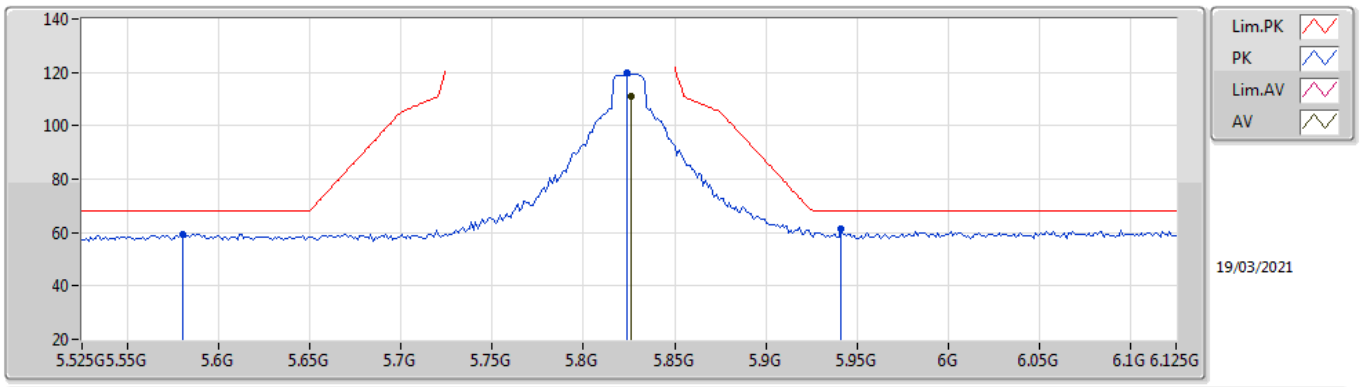

Type	Freq	Level	Limit	Margin	Factor	Dist	Condition	Azimuth	Height	Comment	Raw	AF	CL	PA
	(Hz)	(dBuV/m)	(dBuV/m)	(dB)	(dB)	(m)		(°)	(m)		(dBuV)	(dB)	(dB)	(dB)
AV	5.8262G	111.26	Inf	-Inf	6.90	3	Horizontal	40	1.00	-	104.36	32.10	9.09	34.29
PK	5.5802G	59.41	68.20	-8.79	6.20	3	Horizontal	40	1.00	-	53.21	31.60	8.87	34.27
PK	5.8238G	119.66	Inf	-Inf	6.90	3	Horizontal	40	1.00	-	112.76	32.10	9.09	34.29
PK	5.9414G	61.21	68.20	-6.99	7.14	3	Horizontal	40	1.00	-	54.07	32.30	9.14	34.30

802.11a_Nss1,(6Mbps)_1TX

5825MHz_TX

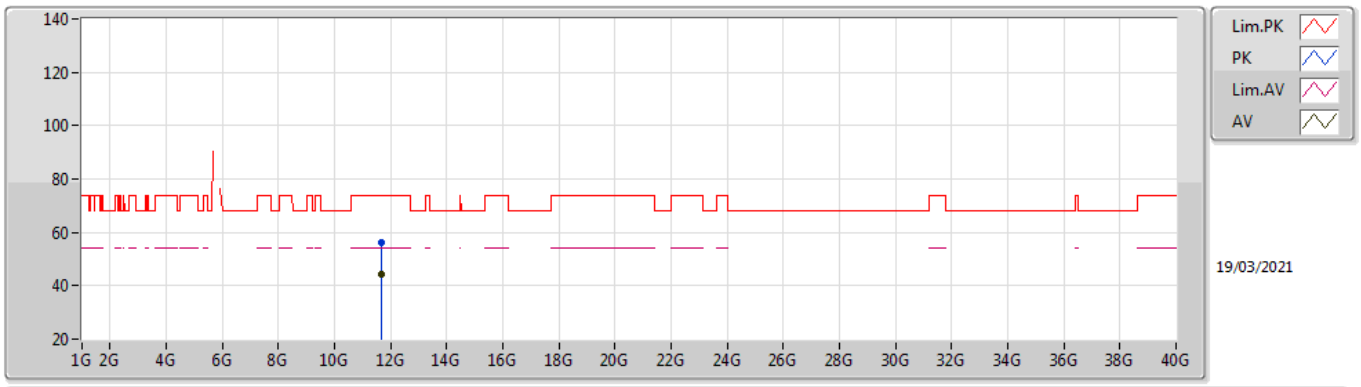

Type	Freq	Level	Limit	Margin	Factor	Dist	Condition	Azimuth	Height	Comment	Raw	AF	CL	PA
	(Hz)	(dBuV/m)	(dBuV/m)	(dB)	(dB)	(m)		(°)	(m)		(dBuV)	(dB)	(dB)	(dB)
AV	11.653G	44.46	54.00	-9.54	18.13	3	Vertical	31	1.50	-	26.33	39.53	12.83	34.23
PK	11.65408G	56.43	74.00	-17.57	18.13	3	Vertical	31	1.50	-	38.30	39.52	12.84	34.23

802.11a_Nss1,(6Mbps)_1TX

5825MHz_TX

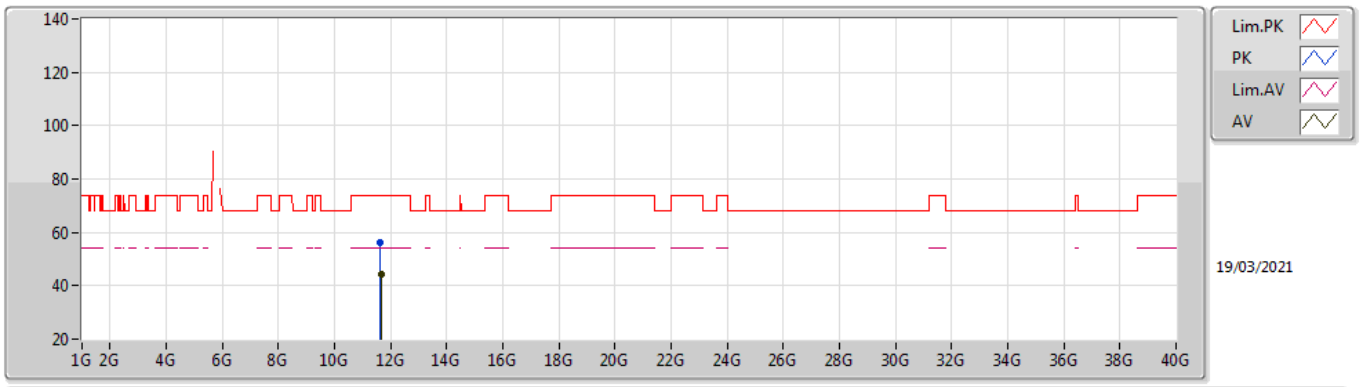

Type	Freq	Level	Limit	Margin	Factor	Dist	Condition	Azimuth	Height	Comment	Raw	AF	CL	PA
	(Hz)	(dBuV/m)	(dBuV/m)	(dB)	(dB)	(m)		(°)	(m)		(dBuV)	(dB)	(dB)	(dB)
AV	11.64792G	44.50	54.00	-9.50	18.16	3	Horizontal	195	1.81	-	26.34	39.56	12.83	34.23
PK	11.64052G	56.45	74.00	-17.55	18.22	3	Horizontal	195	1.81	-	38.23	39.62	12.83	34.23

802.11ac VHT20_Nss1,(MCS0)_2TX

5180MHz_TX

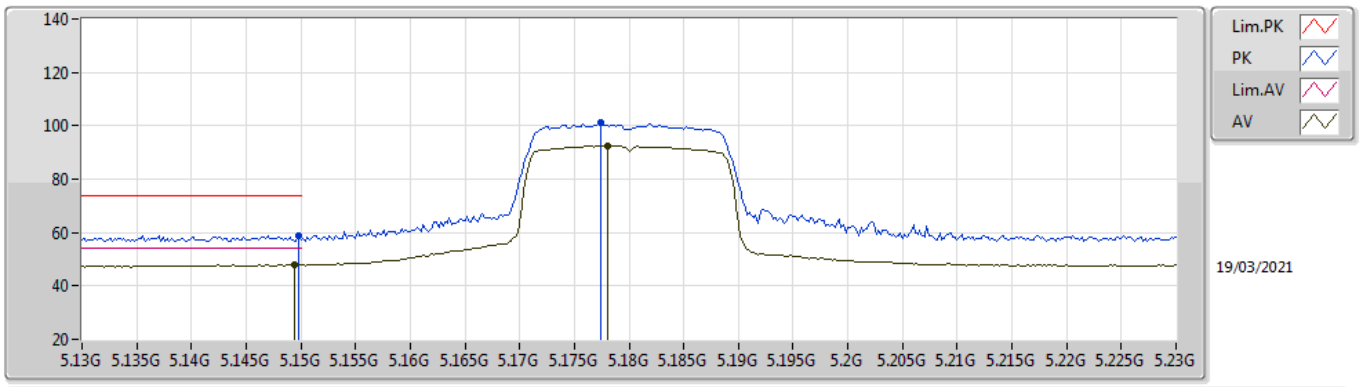

Type	Freq	Level	Limit	Margin	Factor	Dist	Condition	Azimuth	Height	Comment	Raw	AF	CL	PA
	(Hz)	(dBuV/m)	(dBuV/m)	(dB)	(dB)	(m)		(°)	(m)		(dBuV)	(dB)	(dB)	(dB)
AV	5.1494G	47.98	54.00	-6.02	5.99	3	Vertical	230	1.40	-	41.99	31.70	8.52	34.23
AV	5.178G	92.41	Inf	-Inf	5.91	3	Vertical	230	1.40	-	86.50	31.59	8.55	34.23
PK	5.1498G	59.04	74.00	-14.96	5.99	3	Vertical	230	1.40	-	53.05	31.70	8.52	34.23
PK	5.1774G	100.96	Inf	-Inf	5.91	3	Vertical	230	1.40	-	95.05	31.59	8.55	34.23

802.11ac VHT20_Nss1,(MCS0)_2TX

5180MHz_TX

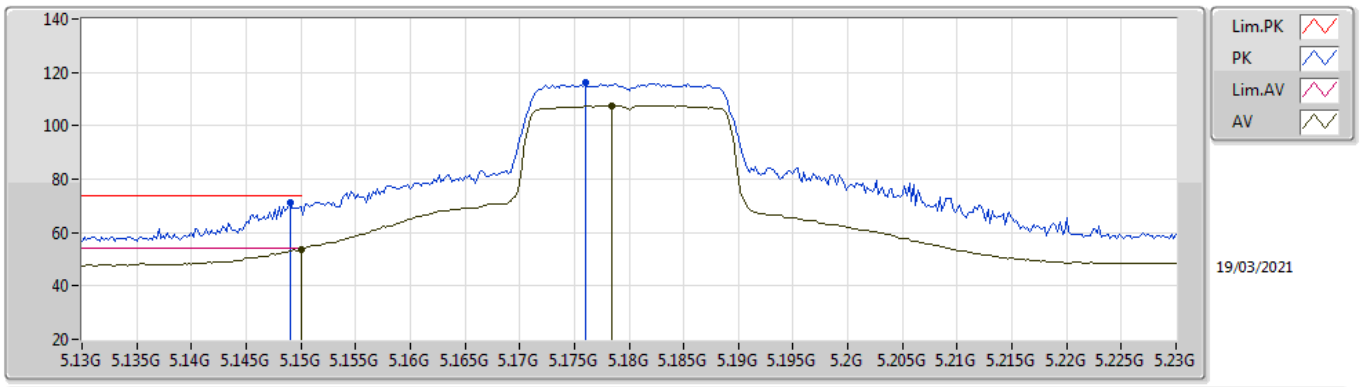

Type	Freq	Level	Limit	Margin	Factor	Dist	Condition	Azimuth	Height	Comment	Raw	AF	CL	PA
	(Hz)	(dBuV/m)	(dBuV/m)	(dB)	(dB)	(m)		(°)	(m)		(dBuV)	(dB)	(dB)	(dB)
AV	5.15G	53.66	54.00	-0.34	5.99	3	Horizontal	12	1.29	-	47.67	31.70	8.52	34.23
AV	5.1784G	107.41	Inf	-Inf	5.91	3	Horizontal	12	1.29	-	101.50	31.59	8.55	34.23
PK	5.149G	71.46	74.00	-2.54	5.99	3	Horizontal	12	1.29	-	65.47	31.70	8.52	34.23
PK	5.176G	115.99	Inf	-Inf	5.92	3	Horizontal	12	1.29	-	110.07	31.60	8.55	34.23

802.11ac VHT20_Nss1,(MCS0)_2TX

5180MHz_TX

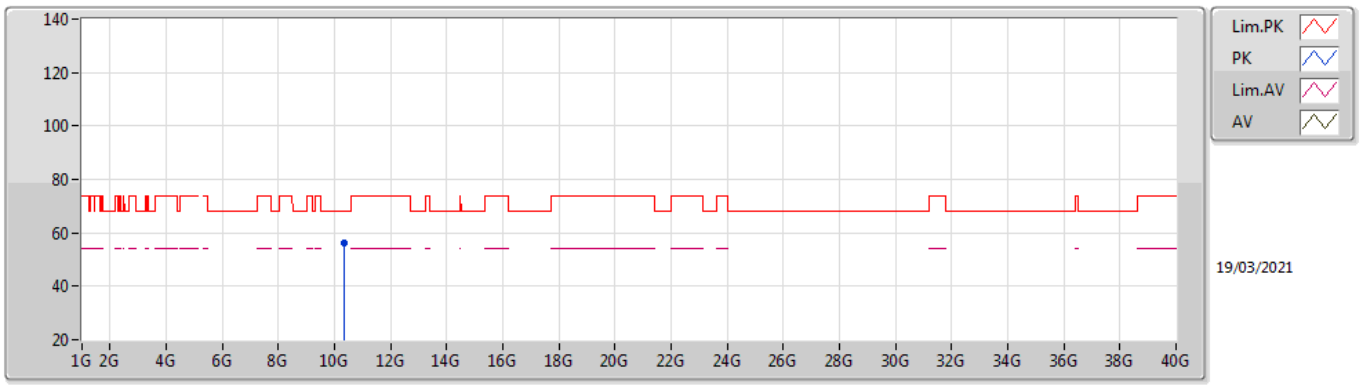

Type	Freq	Level	Limit	Margin	Factor	Dist	Condition	Azimuth	Height	Comment	Raw	AF	CL	PA
	(Hz)	(dBuV/m)	(dBuV/m)	(dB)	(dB)	(m)		(°)	(m)		(dBuV)	(dB)	(dB)	(dB)
PK	10.36544G	56.29	68.20	-11.91	16.91	3	Vertical	317	1.25	-	39.38	39.40	12.18	34.67

802.11ac VHT20_Nss1,(MCS0)_2TX

5180MHz_TX

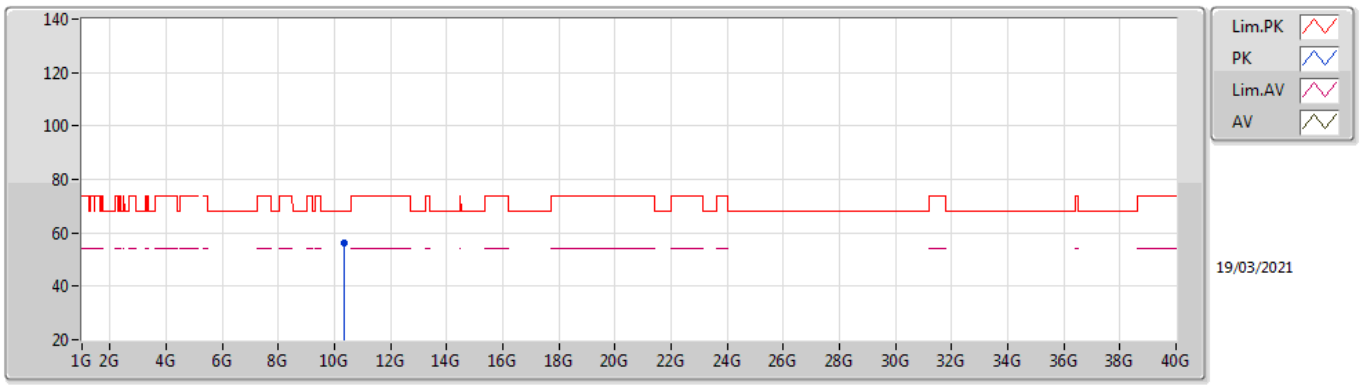

Type	Freq	Level	Limit	Margin	Factor	Dist	Condition	Azimuth	Height	Comment	Raw	AF	CL	PA
	(Hz)	(dBuV/m)	(dBuV/m)	(dB)	(dB)	(m)		(°)	(m)		(dBuV)	(dB)	(dB)	(dB)
PK	10.35072G	56.16	68.20	-12.04	16.85	3	Horizontal	100	2.07	-	39.31	39.35	12.18	34.68

802.11ac VHT20_Nss1,(MCS0)_2TX

5200MHz_TX

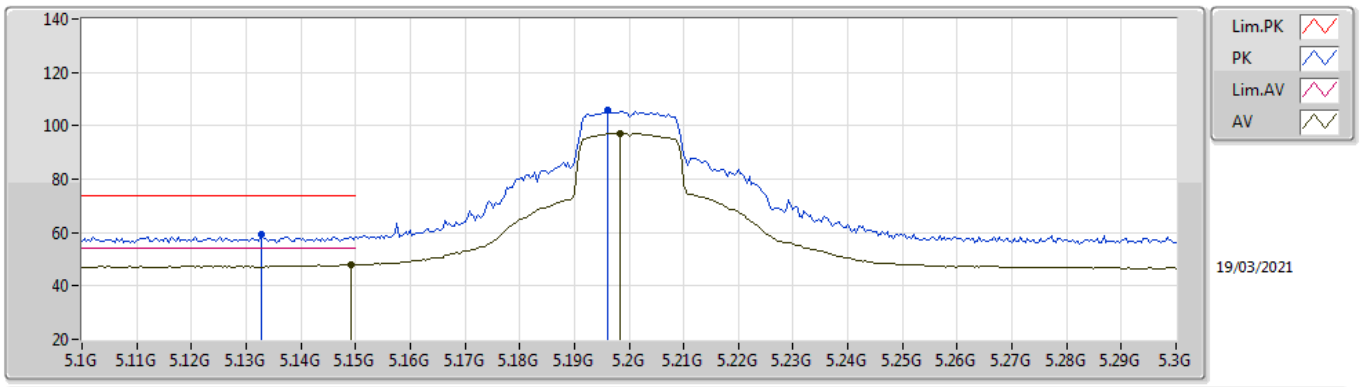

Type	Freq	Level	Limit	Margin	Factor	Dist	Condition	Azimuth	Height	Comment	Raw	AF	CL	PA
	(Hz)	(dBuV/m)	(dBuV/m)	(dB)	(dB)	(m)		(°)	(m)		(dBuV)	(dB)	(dB)	(dB)
AV	5.1492G	47.98	54.00	-6.02	5.99	3	Vertical	230	1.50	-	41.99	31.70	8.52	34.23
AV	5.1984G	97.19	Inf	-Inf	5.84	3	Vertical	230	1.50	-	91.35	31.51	8.57	34.24
PK	5.1328G	59.13	74.00	-14.87	5.98	3	Vertical	230	1.50	-	53.15	31.70	8.51	34.23
PK	5.196G	105.90	Inf	-Inf	5.85	3	Vertical	230	1.50	-	100.05	31.52	8.57	34.24

802.11ac VHT20_Nss1,(MCS0)_2TX

5200MHz_TX

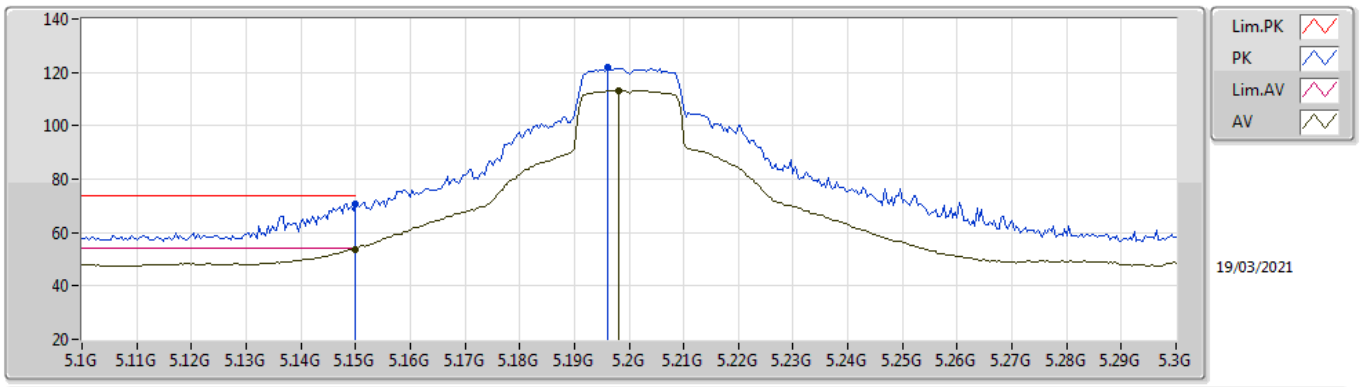

Type	Freq	Level	Limit	Margin	Factor	Dist	Condition	Azimuth	Height	Comment	Raw	AF	CL	PA
	(Hz)	(dBuV/m)	(dBuV/m)	(dB)	(dB)	(m)		(°)	(m)		(dBuV)	(dB)	(dB)	(dB)
AV	5.15G	53.78	54.00	-0.22	5.99	3	Horizontal	17	1.29	-	47.79	31.70	8.52	34.23
AV	5.198G	113.16	Inf	-Inf	5.84	3	Horizontal	17	1.29	-	107.32	31.51	8.57	34.24
PK	5.15G	70.82	74.00	-3.18	5.99	3	Horizontal	17	1.29	-	64.83	31.70	8.52	34.23
PK	5.196G	121.75	Inf	-Inf	5.85	3	Horizontal	17	1.29	-	115.90	31.52	8.57	34.24

802.11ac VHT20_Nss1,(MCS0)_2TX

5200MHz_TX

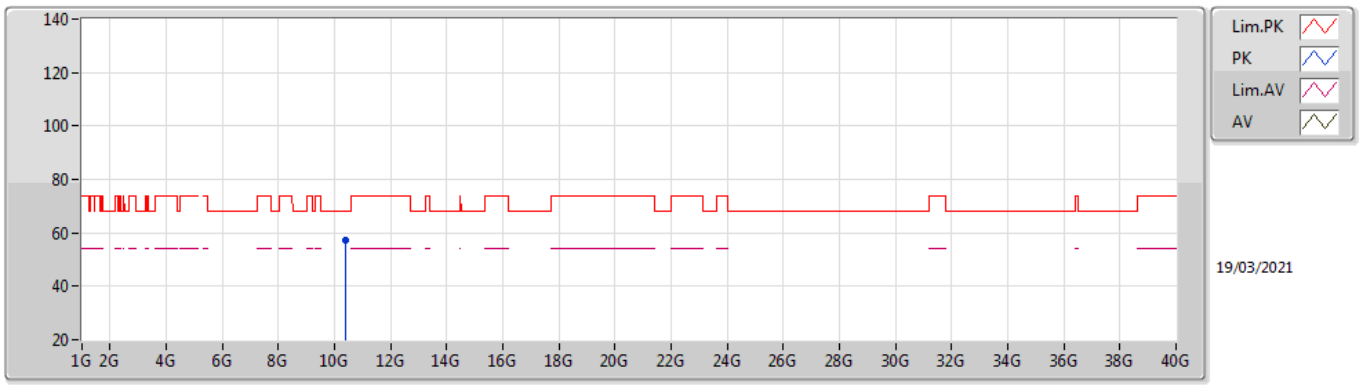

Type	Freq	Level	Limit	Margin	Factor	Dist	Condition	Azimuth	Height	Comment	Raw	AF	CL	PA
	(Hz)	(dBuV/m)	(dBuV/m)	(dB)	(dB)	(m)		(°)	(m)		(dBuV)	(dB)	(dB)	(dB)
PK	10.39788G	57.07	68.20	-11.13	17.04	3	Vertical	77	1.87	-	40.03	39.49	12.20	34.65

802.11ac VHT20_Nss1,(MCS0)_2TX

5200MHz_TX

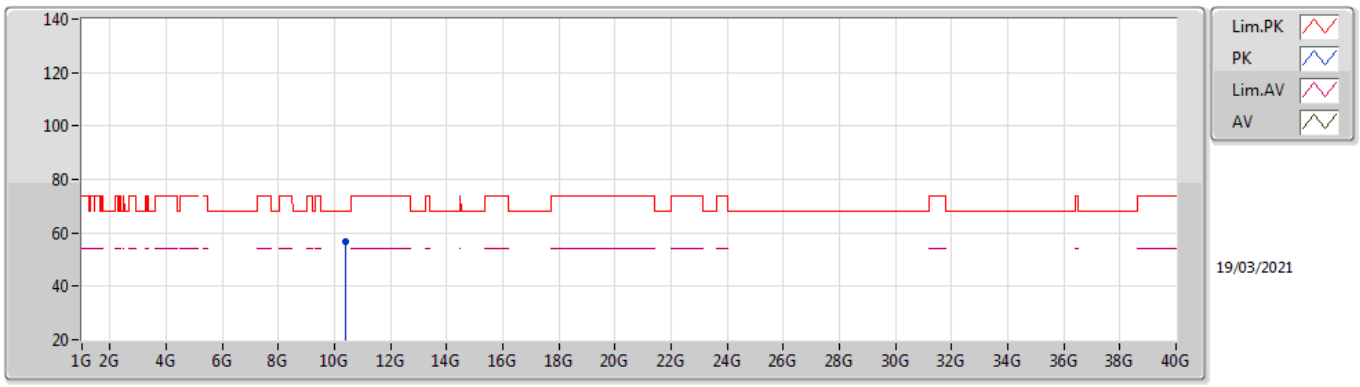

Type	Freq	Level	Limit	Margin	Factor	Dist	Condition	Azimuth	Height	Comment	Raw	AF	CL	PA
	(Hz)	(dBuV/m)	(dBuV/m)	(dB)	(dB)	(m)		(°)	(m)		(dBuV)	(dB)	(dB)	(dB)
PK	10.4006G	56.53	68.20	-11.67	17.05	3	Horizontal	325	1.01	-	39.48	39.50	12.20	34.65

802.11ac VHT20_Nss1,(MCS0)_2TX

5240MHz_TX

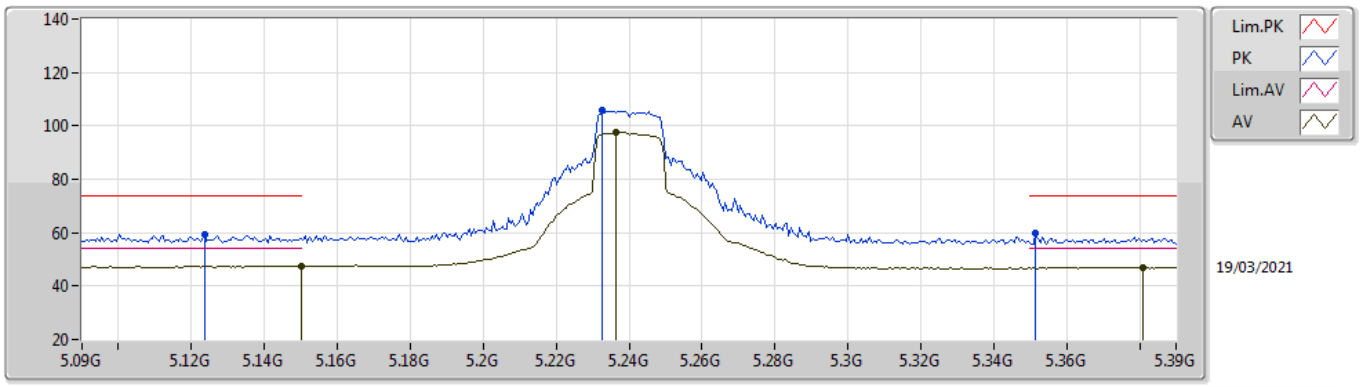

Type	Freq	Level	Limit	Margin	Factor	Dist	Condition	Azimuth	Height	Comment	Raw	AF	CL	PA
	(Hz)	(dBuV/m)	(dBuV/m)	(dB)	(dB)	(m)		(°)	(m)		(dBuV)	(dB)	(dB)	(dB)
AV	5.15G	47.53	54.00	-6.47	5.99	3	Vertical	230	1.50	-	41.54	31.70	8.52	34.23
AV	5.2364G	97.48	Inf	-Inf	5.62	3	Vertical	230	1.50	-	91.86	31.28	8.58	34.24
AV	5.381G	46.99	54.00	-7.01	5.55	3	Vertical	230	1.50	-	41.44	31.19	8.61	34.25
PK	5.1236G	59.36	74.00	-14.64	5.97	3	Vertical	230	1.50	-	53.39	31.70	8.50	34.23
PK	5.2328G	105.66	Inf	-Inf	5.64	3	Vertical	230	1.50	-	100.02	31.30	8.58	34.24
PK	5.3516G	59.58	74.00	-14.42	5.36	3	Vertical	230	1.50	-	54.22	31.01	8.60	34.25

802.11ac VHT20_Nss1,(MCS0)_2TX

5240MHz_TX

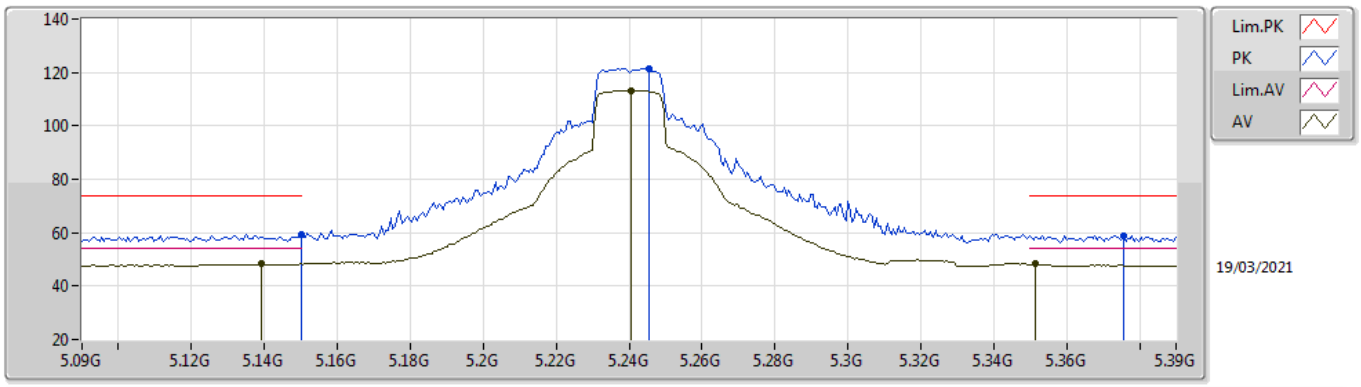

Type	Freq	Level	Limit	Margin	Factor	Dist	Condition	Azimuth	Height	Comment	Raw	AF	CL	PA
	(Hz)	(dBuV/m)	(dBuV/m)	(dB)	(dB)	(m)		(°)	(m)		(dBuV)	(dB)	(dB)	(dB)
AV	5.1392G	48.32	54.00	-5.68	5.98	3	Horizontal	18	1.35	-	42.34	31.70	8.51	34.23
AV	5.2406G	113.24	Inf	-Inf	5.60	3	Horizontal	18	1.35	-	107.64	31.26	8.58	34.24
AV	5.3516G	48.33	54.00	-5.67	5.36	3	Horizontal	18	1.35	-	42.97	31.01	8.60	34.25
PK	5.15G	59.11	74.00	-14.89	5.99	3	Horizontal	18	1.35	-	53.12	31.70	8.52	34.23
PK	5.2454G	121.49	Inf	-Inf	5.57	3	Horizontal	18	1.35	-	115.92	31.23	8.58	34.24
PK	5.3756G	59.04	74.00	-14.96	5.51	3	Horizontal	18	1.35	-	53.53	31.15	8.61	34.25

802.11ac VHT20_Nss1,(MCS0)_2TX

5240MHz_TX

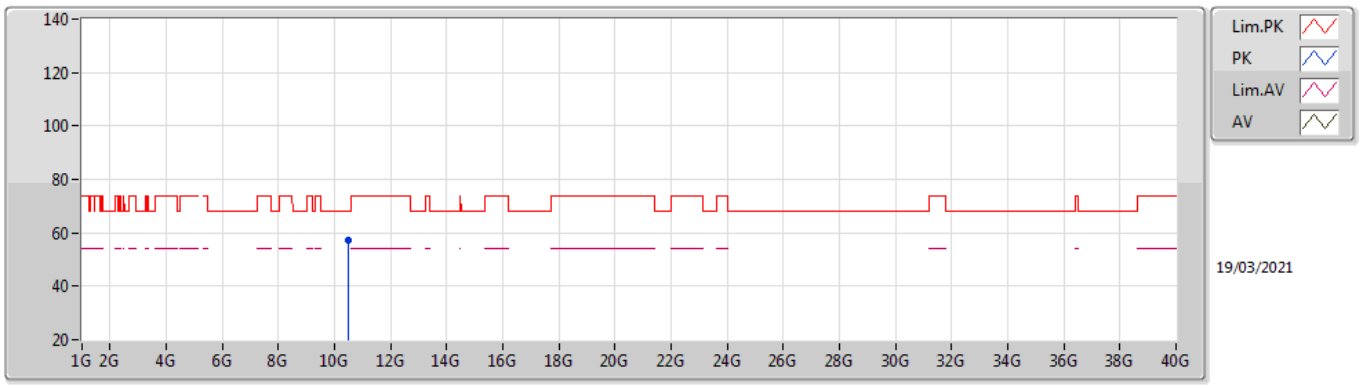

Type	Freq	Level	Limit	Margin	Factor	Dist	Condition	Azimuth	Height	Comment	Raw	AF	CL	PA
	(Hz)	(dBuV/m)	(dBuV/m)	(dB)	(dB)	(m)		(°)	(m)		(dBuV)	(dB)	(dB)	(dB)
PK	10.47876G	57.11	68.20	-11.09	17.31	3	Vertical	196	1.50	-	39.80	39.66	12.24	34.59

802.11ac VHT20_Nss1,(MCS0)_2TX

5240MHz_TX

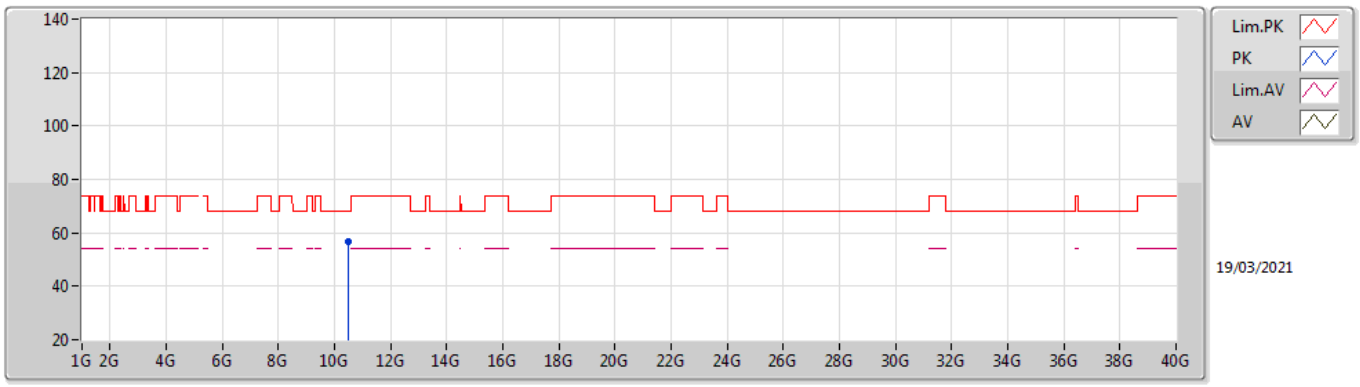

Type	Freq	Level	Limit	Margin	Factor	Dist	Condition	Azimuth	Height	Comment	Raw	AF	CL	PA
	(Hz)	(dBuV/m)	(dBuV/m)	(dB)	(dB)	(m)		(°)	(m)		(dBuV)	(dB)	(dB)	(dB)
PK	10.47756G	56.75	68.20	-11.45	17.31	3	Horizontal	164	2.32	-	39.44	39.66	12.24	34.59

802.11ac VHT20_Nss1,(MCS0)_2TX

5745MHz_TX

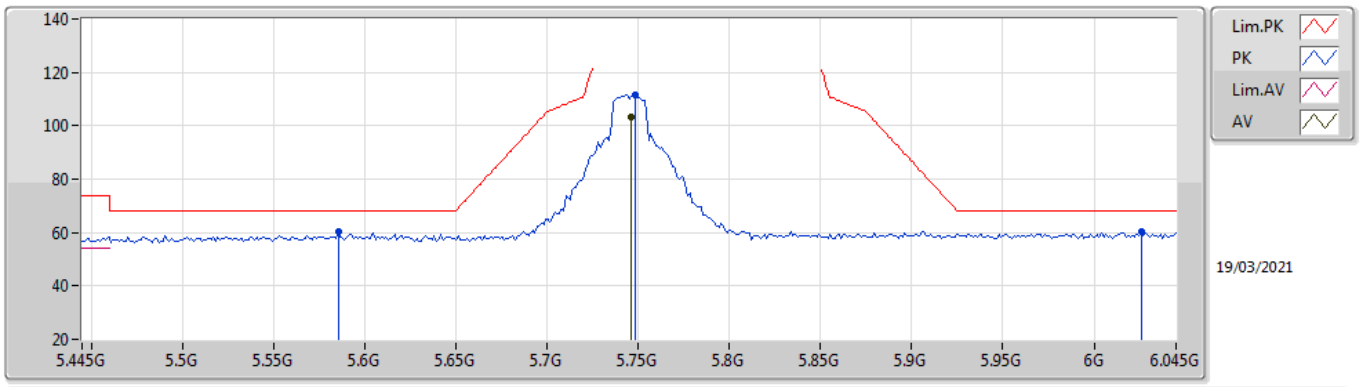

Type	Freq	Level	Limit	Margin	Factor	Dist	Condition	Azimuth	Height	Comment	Raw	AF	CL	PA
	(Hz)	(dBuV/m)	(dBuV/m)	(dB)	(dB)	(m)		(°)	(m)		(dBuV)	(dB)	(dB)	(dB)
AV	5.7462G	103.04	Inf	-Inf	6.73	3	Vertical	95	3.00	-	96.31	31.98	9.03	34.28
PK	5.5854G	60.22	68.20	-7.98	6.21	3	Vertical	95	3.00	-	54.01	31.60	8.88	34.27
PK	5.7486G	111.74	Inf	-Inf	6.74	3	Vertical	95	3.00	-	105.00	31.99	9.03	34.28
PK	6.0258G	60.14	68.20	-8.06	7.23	3	Vertical	95	3.00	-	52.91	32.35	9.19	34.31

802.11ac VHT20_Nss1,(MCS0)_2TX

5745MHz_TX

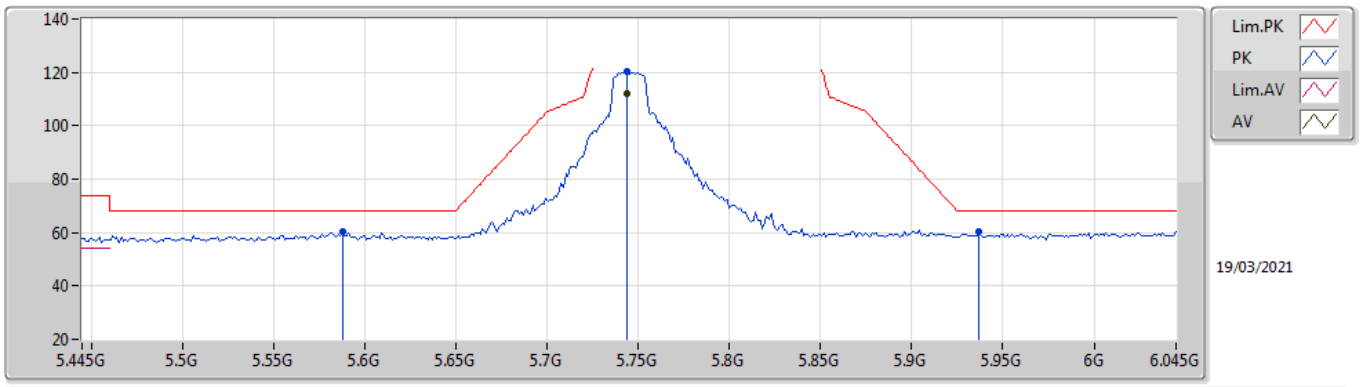

Type	Freq	Level	Limit	Margin	Factor	Dist	Condition	Azimuth	Height	Comment	Raw	AF	CL	PA
	(Hz)	(dBuV/m)	(dBuV/m)	(dB)	(dB)	(m)		(°)	(m)		(dBuV)	(dB)	(dB)	(dB)
AV	5.7438G	111.87	Inf	-Inf	6.73	3	Horizontal	5	1.86	-	105.14	31.98	9.03	34.28
PK	5.5878G	60.54	68.20	-7.66	6.21	3	Horizontal	5	1.86	-	54.33	31.60	8.88	34.27
PK	5.7438G	120.36	Inf	-Inf	6.73	3	Horizontal	5	1.86	-	113.63	31.98	9.03	34.28
PK	5.937G	60.48	68.20	-7.72	7.14	3	Horizontal	5	1.86	-	53.34	32.30	9.14	34.30

802.11ac VHT20_Nss1,(MCS0)_2TX

5745MHz_TX

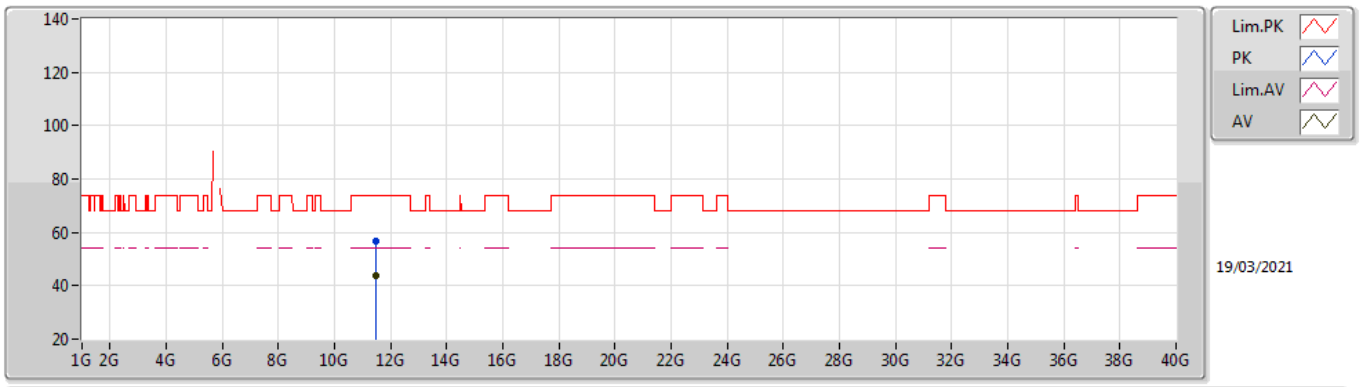

Type	Freq	Level	Limit	Margin	Factor	Dist	Condition	Azimuth	Height	Comment	Raw	AF	CL	PA
	(Hz)	(dBuV/m)	(dBuV/m)	(dB)	(dB)	(m)		(°)	(m)		(dBuV)	(dB)	(dB)	(dB)
AV	11.49752G	43.83	54.00	-10.17	18.60	3	Vertical	50	1.06	-	25.23	40.00	12.76	34.16
PK	11.4876G	56.94	74.00	-17.06	18.57	3	Vertical	50	1.06	-	38.37	39.98	12.75	34.16

802.11ac VHT20_Nss1,(MCS0)_2TX

5745MHz_TX

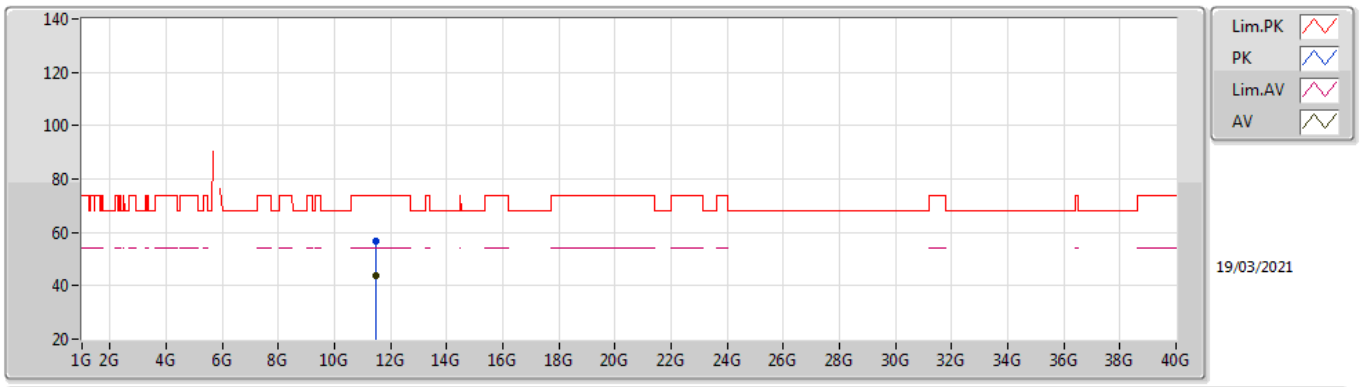

Type	Freq	Level	Limit	Margin	Factor	Dist	Condition	Azimuth	Height	Comment	Raw	AF	CL	PA
	(Hz)	(dBuV/m)	(dBuV/m)	(dB)	(dB)	(m)		(°)	(m)		(dBuV)	(dB)	(dB)	(dB)
AV	11.49948G	43.79	54.00	-10.21	18.60	3	Horizontal	66	2.02	-	25.19	40.00	12.76	34.16
PK	11.48612G	56.98	74.00	-17.02	18.56	3	Horizontal	66	2.02	-	38.42	39.97	12.75	34.16

802.11ac VHT20_Nss1,(MCS0)_2TX

5785MHz_TX

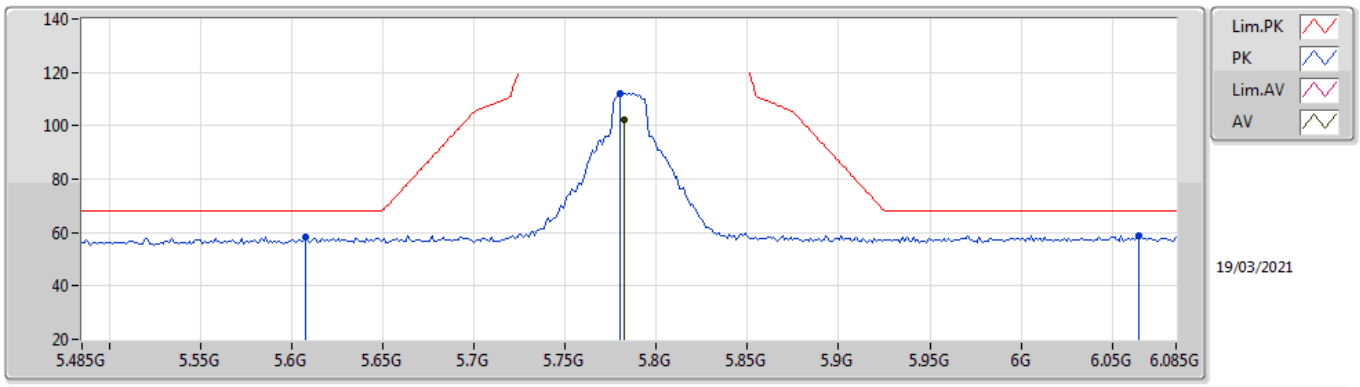

Type	Freq	Level	Limit	Margin	Factor	Dist	Condition	Azimuth	Height	Comment	Raw	AF	CL	PA
	(Hz)	(dBuV/m)	(dBuV/m)	(dB)	(dB)	(m)		(°)	(m)		(dBuV)	(dB)	(dB)	(dB)
AV	5.7826G	102.35	Inf	-Inf	6.77	3	Vertical	94	2.97	-	95.58	32.00	9.06	34.29
PK	5.6074G	58.24	68.20	-9.96	6.25	3	Vertical	94	2.97	-	51.99	31.61	8.91	34.27
PK	5.7802G	112.08	Inf	-Inf	6.77	3	Vertical	94	2.97	-	105.31	32.00	9.06	34.29
PK	6.0646G	58.86	68.20	-9.34	7.23	3	Vertical	94	2.97	-	51.63	32.33	9.22	34.32

802.11ac VHT20_Nss1,(MCS0)_2TX

5785MHz_TX

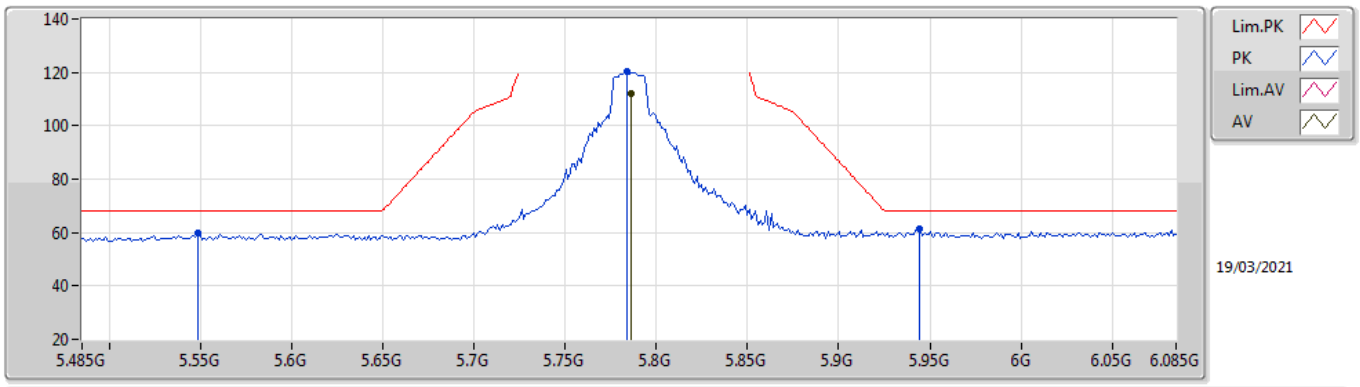

Type	Freq	Level	Limit	Margin	Factor	Dist	Condition	Azimuth	Height	Comment	Raw	AF	CL	PA
	(Hz)	(dBuV/m)	(dBuV/m)	(dB)	(dB)	(m)		(°)	(m)		(dBuV)	(dB)	(dB)	(dB)
AV	5.7862G	111.84	Inf	-Inf	6.78	3	Horizontal	8	1.02	-	105.06	32.00	9.07	34.29
PK	5.5486G	59.84	68.20	-8.36	6.17	3	Horizontal	8	1.02	-	53.67	31.60	8.83	34.26
PK	5.7838G	120.41	Inf	-Inf	6.78	3	Horizontal	8	1.02	-	113.63	32.00	9.07	34.29
PK	5.9446G	61.38	68.20	-6.82	7.15	3	Horizontal	8	1.02	-	54.23	32.30	9.15	34.30

802.11ac VHT20_Nss1,(MCS0)_2TX

5785MHz_TX

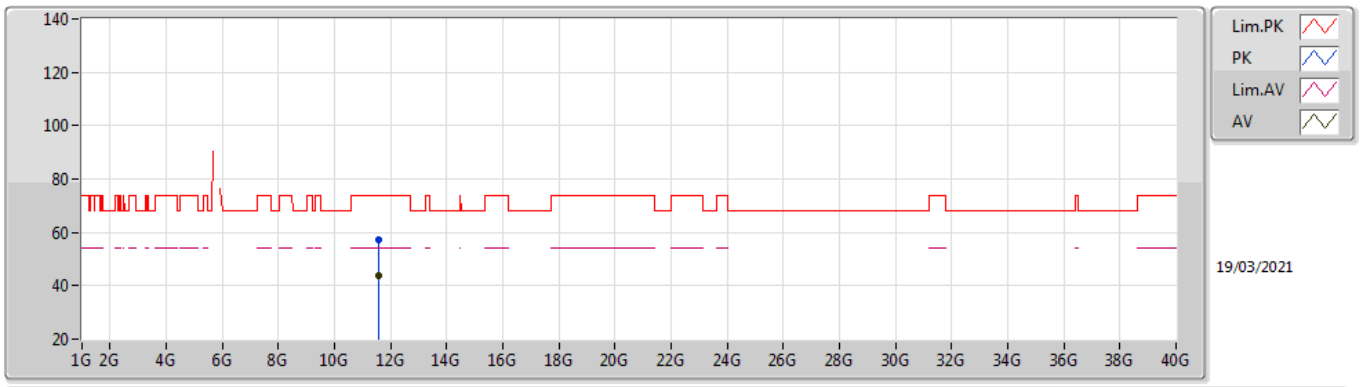

Type	Freq	Level	Limit	Margin	Factor	Dist	Condition	Azimuth	Height	Comment	Raw	AF	CL	PA
	(Hz)	(dBuV/m)	(dBuV/m)	(dB)	(dB)	(m)		(°)	(m)		(dBuV)	(dB)	(dB)	(dB)
AV	11.575G	43.94	54.00	-10.06	18.52	3	Vertical	118	1.11	-	25.42	39.92	12.80	34.20
PK	11.56584G	57.34	74.00	-16.66	18.53	3	Vertical	118	1.11	-	38.81	39.93	12.79	34.19

802.11ac VHT20_Nss1,(MCS0)_2TX

5785MHz_TX

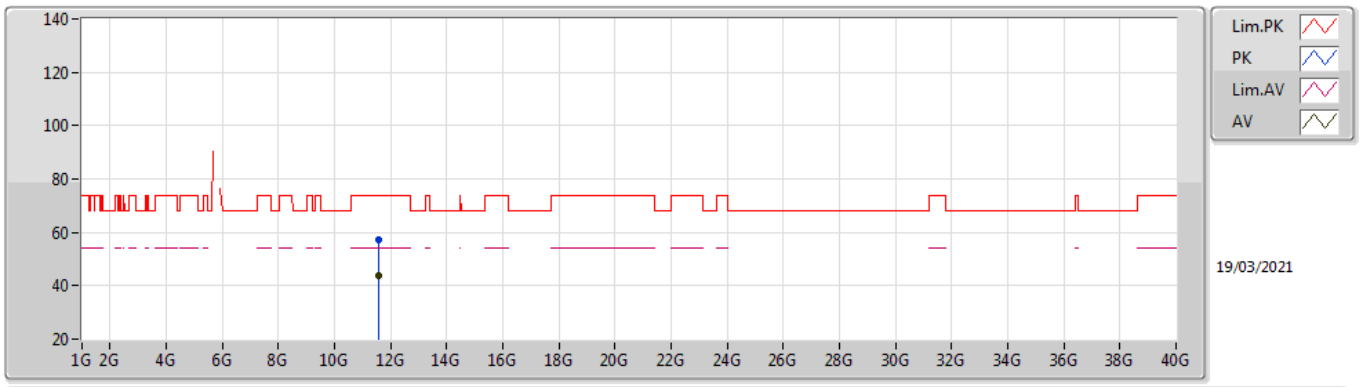

Type	Freq	Level	Limit	Margin	Factor	Dist	Condition	Azimuth	Height	Comment	Raw	AF	CL	PA
	(Hz)	(dBuV/m)	(dBuV/m)	(dB)	(dB)	(m)		(°)	(m)		(dBuV)	(dB)	(dB)	(dB)
AV	11.56056G	43.98	54.00	-10.02	18.54	3	Horizontal	70	1.22	-	25.44	39.94	12.79	34.19
PK	11.5698G	57.26	74.00	-16.74	18.53	3	Horizontal	70	1.22	-	38.73	39.93	12.79	34.19

802.11ac VHT20_Nss1,(MCS0)_2TX

5825MHz_TX

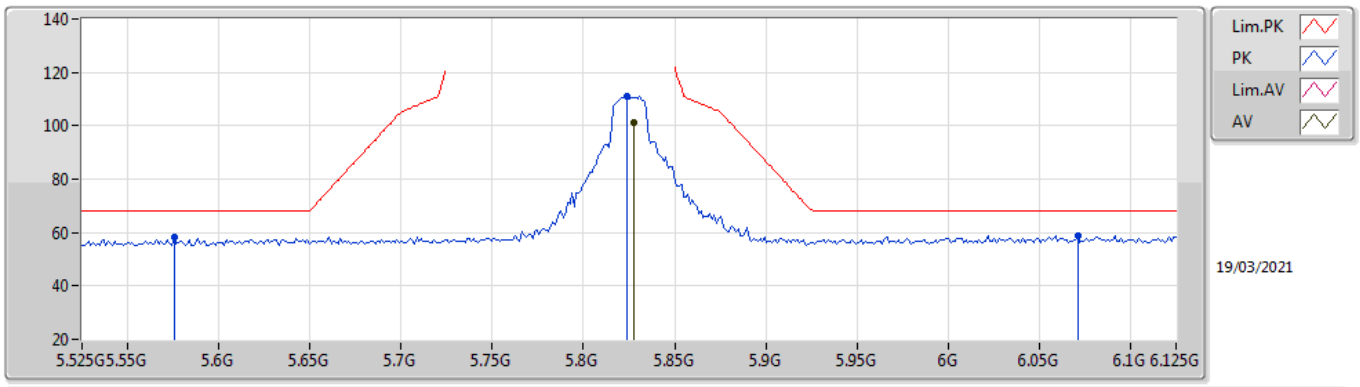

Type	Freq	Level	Limit	Margin	Factor	Dist	Condition	Azimuth	Height	Comment	Raw	AF	CL	PA
	(Hz)	(dBuV/m)	(dBuV/m)	(dB)	(dB)	(m)		(°)	(m)		(dBuV)	(dB)	(dB)	(dB)
AV	5.8274G	101.37	Inf	-Inf	6.91	3	Vertical	104	1.42	-	94.46	32.11	9.09	34.29
PK	5.5754G	58.04	68.20	-10.16	6.19	3	Vertical	104	1.42	-	51.85	31.60	8.86	34.27
PK	5.8238G	111.29	Inf	-Inf	6.90	3	Vertical	104	1.42	-	104.39	32.10	9.09	34.29
PK	6.071G	58.80	68.20	-9.40	7.25	3	Vertical	104	1.42	-	51.55	32.34	9.23	34.32

802.11ac VHT20_Nss1,(MCS0)_2TX

5825MHz_TX

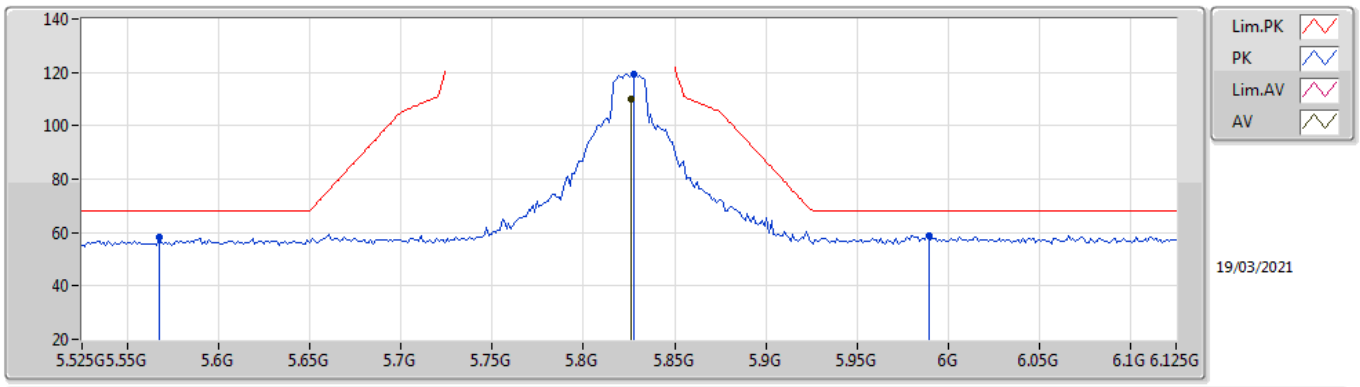

Type	Freq	Level	Limit	Margin	Factor	Dist	Condition	Azimuth	Height	Comment	Raw	AF	CL	PA
	(Hz)	(dBuV/m)	(dBuV/m)	(dB)	(dB)	(m)		(°)	(m)		(dBuV)	(dB)	(dB)	(dB)
AV	5.8262G	110.14	Inf	-Inf	6.90	3	Horizontal	355	1.50	-	103.24	32.10	9.09	34.29
PK	5.567G	58.47	68.20	-9.73	6.18	3	Horizontal	355	1.50	-	52.29	31.60	8.85	34.27
PK	5.8274G	119.36	Inf	-Inf	6.91	3	Horizontal	355	1.50	-	112.45	32.11	9.09	34.29
PK	5.9894G	58.78	68.20	-9.42	7.24	3	Horizontal	355	1.50	-	51.54	32.38	9.17	34.31

802.11ac VHT20_Nss1,(MCS0)_2TX

5825MHz_TX

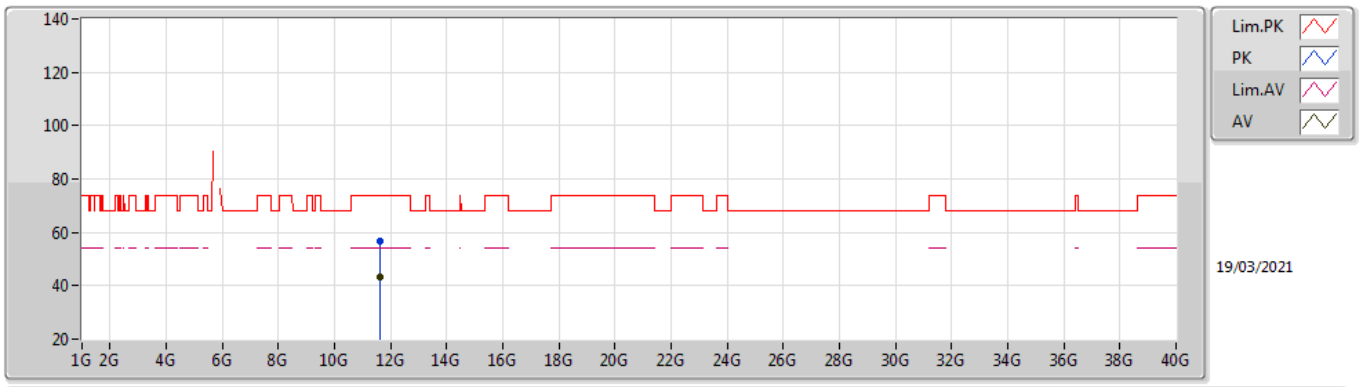

Type	Freq	Level	Limit	Margin	Factor	Dist	Condition	Azimuth	Height	Comment	Raw	AF	CL	PA
	(Hz)	(dBuV/m)	(dBuV/m)	(dB)	(dB)	(m)		(°)	(m)		(dBuV)	(dB)	(dB)	(dB)
AV	11.64332G	43.34	54.00	-10.66	18.20	3	Vertical	259	1.71	-	25.14	39.60	12.83	34.23
PK	11.64532G	56.71	74.00	-17.29	18.18	3	Vertical	259	1.71	-	38.53	39.58	12.83	34.23

802.11ac VHT20_Nss1,(MCS0)_2TX

5825MHz_TX

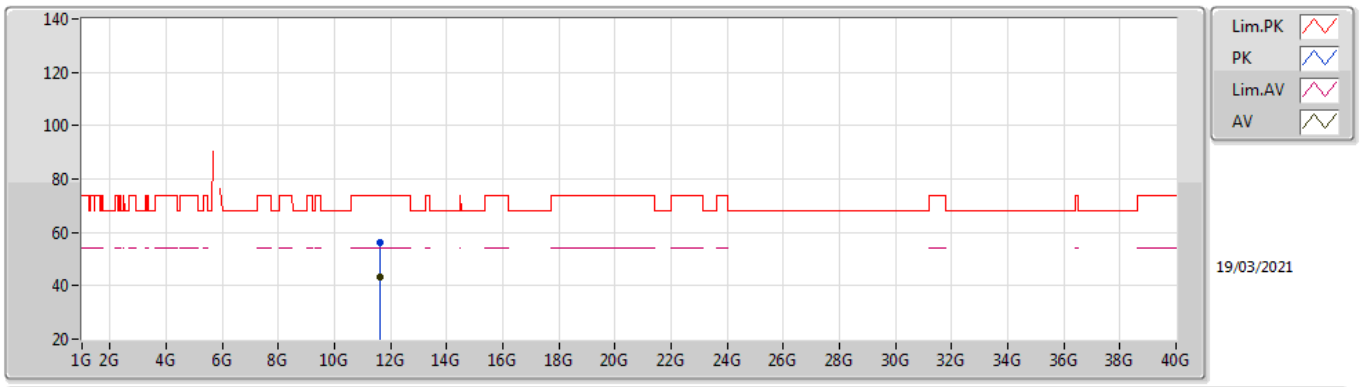

Type	Freq	Level	Limit	Margin	Factor	Dist	Condition	Azimuth	Height	Comment	Raw	AF	CL	PA
	(Hz)	(dBuV/m)	(dBuV/m)	(dB)	(dB)	(m)		(°)	(m)		(dBuV)	(dB)	(dB)	(dB)
AV	11.64112G	43.20	54.00	-10.80	18.21	3	Horizontal	311	1.48	-	24.99	39.61	12.83	34.23
PK	11.64064G	56.43	74.00	-17.57	18.22	3	Horizontal	311	1.48	-	38.21	39.62	12.83	34.23

802.11ac VHT40_Nss1,(MCS0)_2TX

5190MHz_TX

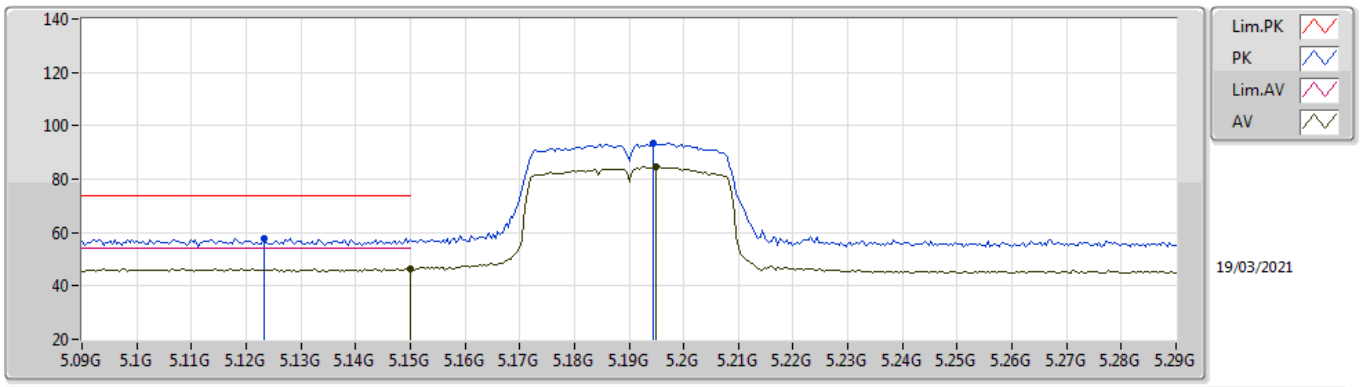

Type	Freq	Level	Limit	Margin	Factor	Dist	Condition	Azimuth	Height	Comment	Raw	AF	CL	PA
	(Hz)	(dBuV/m)	(dBuV/m)	(dB)	(dB)	(m)		(°)	(m)		(dBuV)	(dB)	(dB)	(dB)
AV	5.15G	46.41	54.00	-7.59	5.99	3	Vertical	231	1.50	-	40.42	31.70	8.52	34.23
AV	5.1948G	84.74	Inf	-Inf	5.85	3	Vertical	231	1.50	-	78.89	31.52	8.57	34.24
PK	5.1232G	57.99	74.00	-16.01	5.97	3	Vertical	231	1.50	-	52.02	31.70	8.50	34.23
PK	5.1944G	93.31	Inf	-Inf	5.84	3	Vertical	231	1.50	-	87.47	31.52	8.56	34.24

802.11ac VHT40_Nss1,(MCS0)_2TX

5190MHz_TX

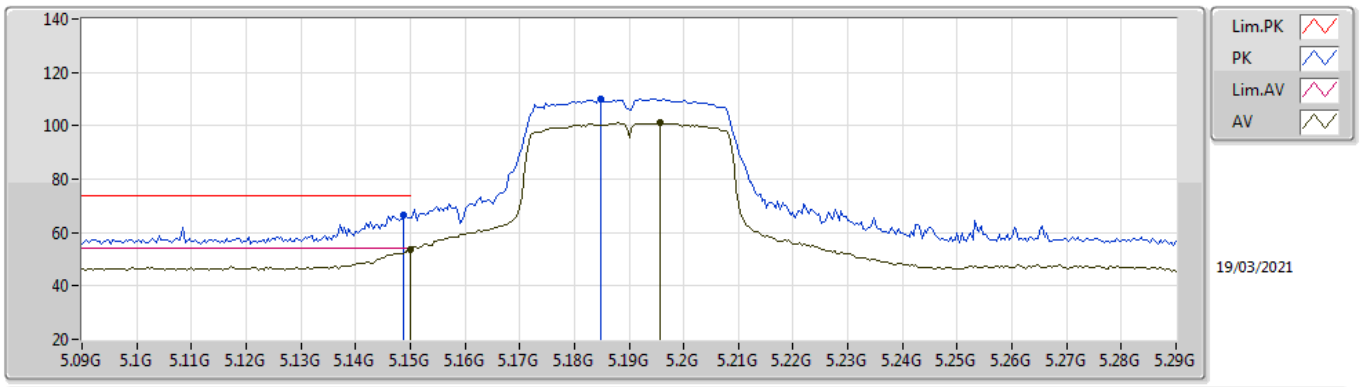

Type	Freq	Level	Limit	Margin	Factor	Dist	Condition	Azimuth	Height	Comment	Raw	AF	CL	PA
	(Hz)	(dBuV/m)	(dBuV/m)	(dB)	(dB)	(m)		(°)	(m)		(dBuV)	(dB)	(dB)	(dB)
AV	5.15G	53.76	54.00	-0.24	5.99	3	Horizontal	16	1.29	-	47.77	31.70	8.52	34.23
AV	5.1956G	101.04	Inf	-Inf	5.85	3	Horizontal	16	1.29	-	95.19	31.52	8.57	34.24
PK	5.1488G	66.75	74.00	-7.25	5.99	3	Horizontal	16	1.29	-	60.76	31.70	8.52	34.23
PK	5.1848G	110.15	Inf	-Inf	5.89	3	Horizontal	16	1.29	-	104.26	31.56	8.56	34.23

802.11ac VHT40_Nss1,(MCS0)_2TX

5190MHz_TX

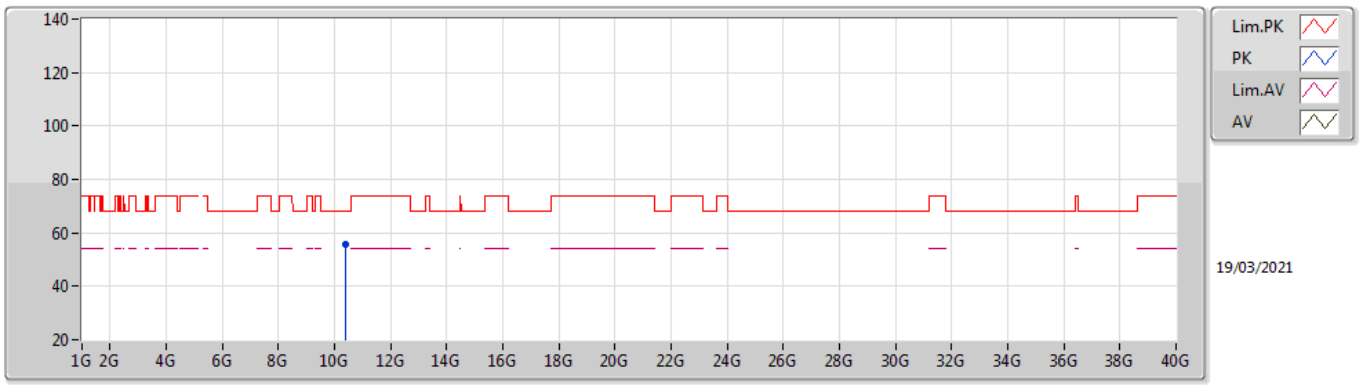

Type	Freq	Level	Limit	Margin	Factor	Dist	Condition	Azimuth	Height	Comment	Raw	AF	CL	PA
	(Hz)	(dBuV/m)	(dBuV/m)	(dB)	(dB)	(m)		(°)	(m)		(dBuV)	(dB)	(dB)	(dB)
PK	10.38752G	55.49	68.20	-12.71	17.00	3	Vertical	172	1.62	-	38.49	39.46	12.20	34.66

802.11ac VHT40_Nss1,(MCS0)_2TX

5190MHz_TX

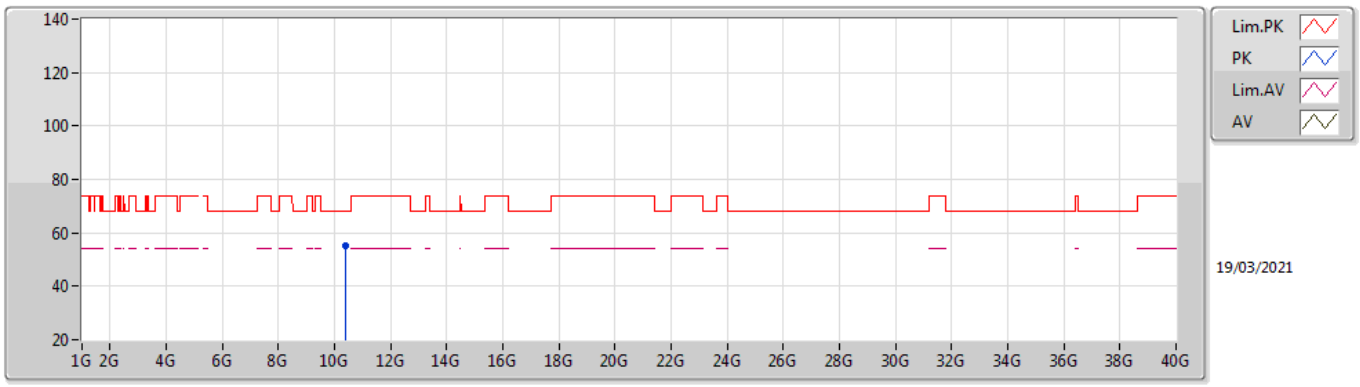

Type	Freq	Level	Limit	Margin	Factor	Dist	Condition	Azimuth	Height	Comment	Raw	AF	CL	PA
	(Hz)	(dBuV/m)	(dBuV/m)	(dB)	(dB)	(m)		(°)	(m)		(dBuV)	(dB)	(dB)	(dB)
PK	10.38648G	55.27	68.20	-12.93	17.00	3	Horizontal	214	1.61	-	38.27	39.46	12.20	34.66

802.11ac VHT40_Nss1,(MCS0)_2TX

5230MHz_TX

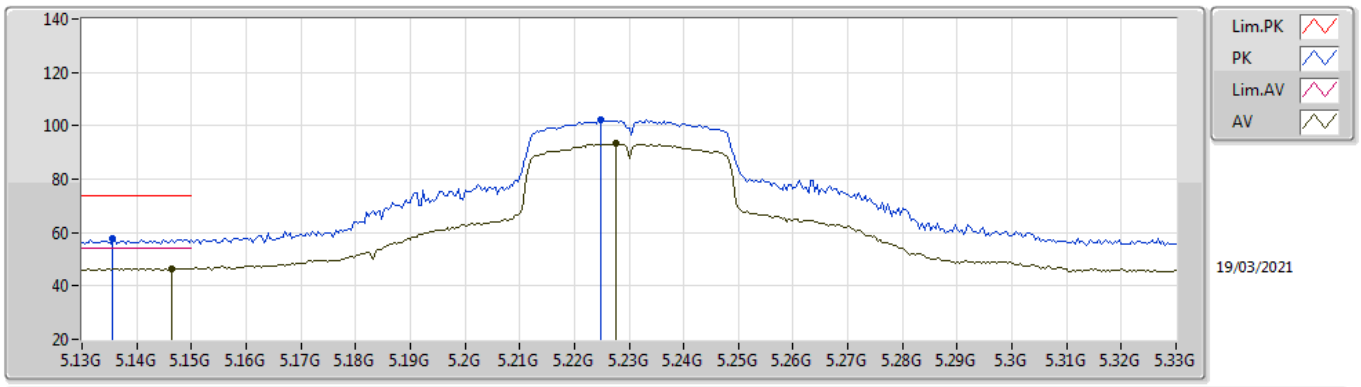

Type	Freq	Level	Limit	Margin	Factor	Dist	Condition	Azimuth	Height	Comment	Raw	AF	CL	PA
	(Hz)	(dBuV/m)	(dBuV/m)	(dB)	(dB)	(m)		(°)	(m)		(dBuV)	(dB)	(dB)	(dB)
AV	5.1464G	46.61	54.00	-7.39	5.99	3	Vertical	231	1.50	-	40.62	31.70	8.52	34.23
AV	5.2276G	93.30	Inf	-Inf	5.67	3	Vertical	231	1.50	-	87.63	31.33	8.58	34.24
PK	5.1356G	57.54	74.00	-16.46	5.98	3	Vertical	231	1.50	-	51.56	31.70	8.51	34.23
PK	5.2248G	102.44	Inf	-Inf	5.68	3	Vertical	231	1.50	-	96.76	31.35	8.57	34.24

802.11ac VHT40_Nss1,(MCS0)_2TX

5230MHz_TX

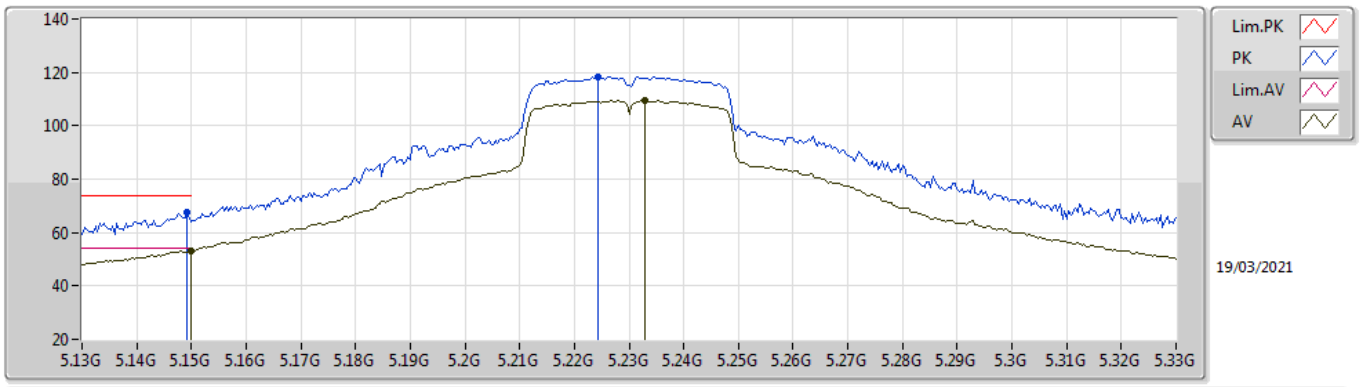

Type	Freq	Level	Limit	Margin	Factor	Dist	Condition	Azimuth	Height	Comment	Raw	AF	CL	PA
	(Hz)	(dBuV/m)	(dBuV/m)	(dB)	(dB)	(m)		(°)	(m)		(dBuV)	(dB)	(dB)	(dB)
AV	5.15G	53.12	54.00	-0.88	5.99	3	Horizontal	18	1.34	-	47.13	31.70	8.52	34.23
AV	5.2328G	109.51	Inf	-Inf	5.64	3	Horizontal	18	1.34	-	103.87	31.30	8.58	34.24
PK	5.1492G	67.48	74.00	-6.52	5.99	3	Horizontal	18	1.34	-	61.49	31.70	8.52	34.23
PK	5.2244G	118.39	Inf	-Inf	5.68	3	Horizontal	18	1.34	-	112.71	31.35	8.57	34.24

802.11ac VHT40_Nss1,(MCS0)_2TX

5230MHz_TX

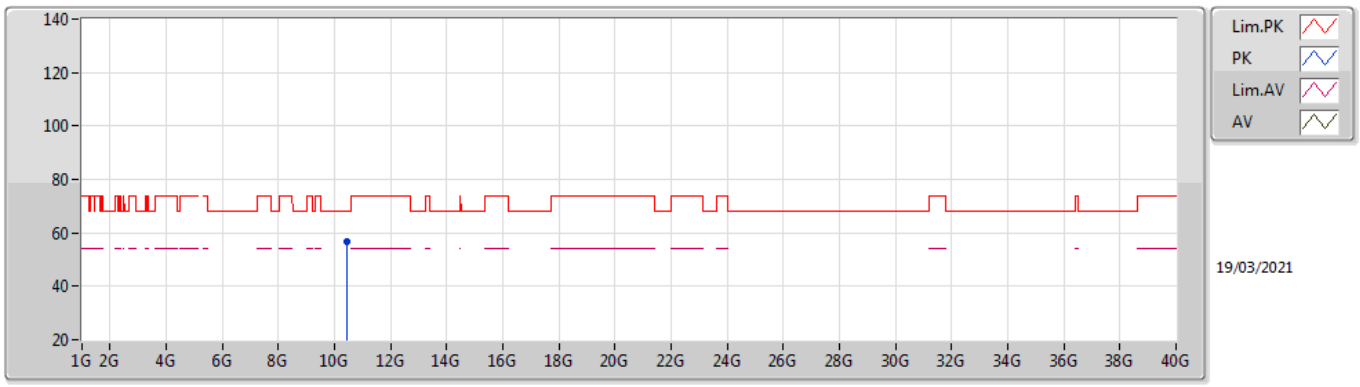

Type	Freq	Level	Limit	Margin	Factor	Dist	Condition	Azimuth	Height	Comment	Raw	AF	CL	PA
	(Hz)	(dBuV/m)	(dBuV/m)	(dB)	(dB)	(m)		(°)	(m)		(dBuV)	(dB)	(dB)	(dB)
PK	10.4616G	56.68	68.20	-11.52	17.25	3	Vertical	23	2.13	-	39.43	39.62	12.23	34.60

802.11ac VHT40_Nss1,(MCS0)_2TX

5230MHz_TX

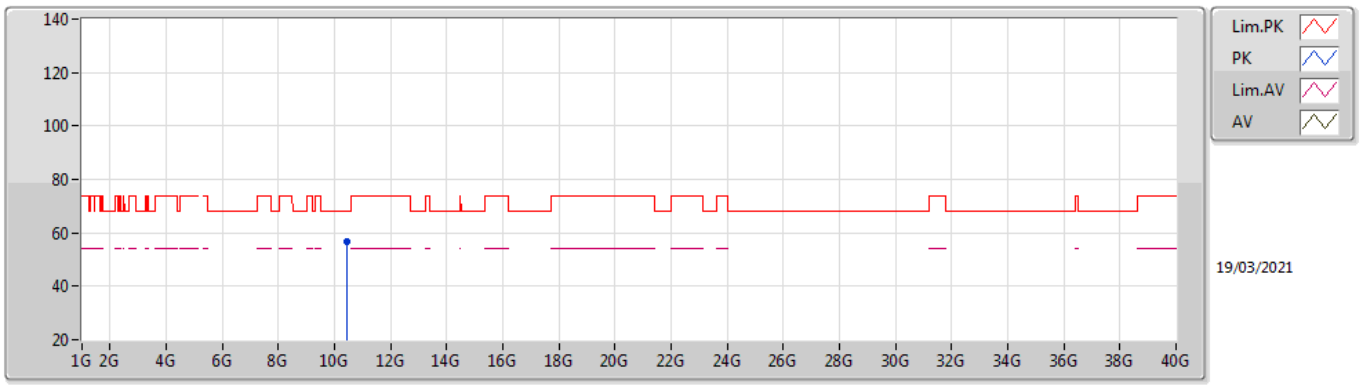

Type	Freq	Level	Limit	Margin	Factor	Dist	Condition	Azimuth	Height	Comment	Raw	AF	CL	PA
	(Hz)	(dBuV/m)	(dBuV/m)	(dB)	(dB)	(m)		(°)	(m)		(dBuV)	(dB)	(dB)	(dB)
PK	10.44072G	56.58	68.20	-11.62	17.18	3	Horizontal	316	2.05	-	39.40	39.58	12.22	34.62

802.11ac VHT40_Nss1,(MCS0)_2TX

5755MHz_TX

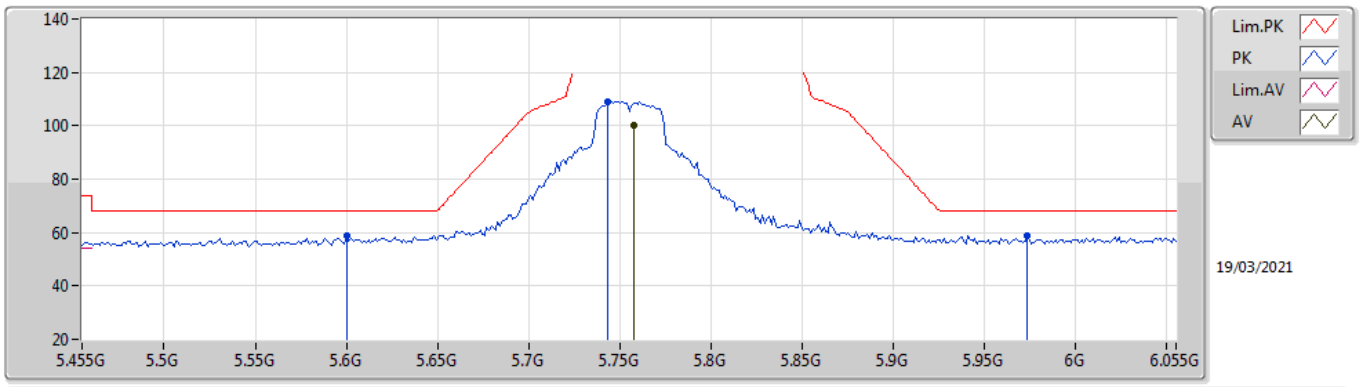

Type	Freq	Level	Limit	Margin	Factor	Dist	Condition	Azimuth	Height	Comment	Raw	AF	CL	PA
	(Hz)	(dBuV/m)	(dBuV/m)	(dB)	(dB)	(m)		(°)	(m)		(dBuV)	(dB)	(dB)	(dB)
AV	5.7574G	100.13	Inf	-Inf	6.75	3	Vertical	93	3.00	-	93.38	32.00	9.04	34.29
PK	5.6002G	58.69	68.20	-9.51	6.23	3	Vertical	93	3.00	-	52.46	31.60	8.90	34.27
PK	5.743G	108.99	Inf	-Inf	6.72	3	Vertical	93	3.00	-	102.27	31.97	9.03	34.28
PK	5.9734G	58.95	68.20	-9.25	7.20	3	Vertical	93	3.00	-	51.75	32.35	9.16	34.31

802.11ac VHT40_Nss1,(MCS0)_2TX

5755MHz_TX

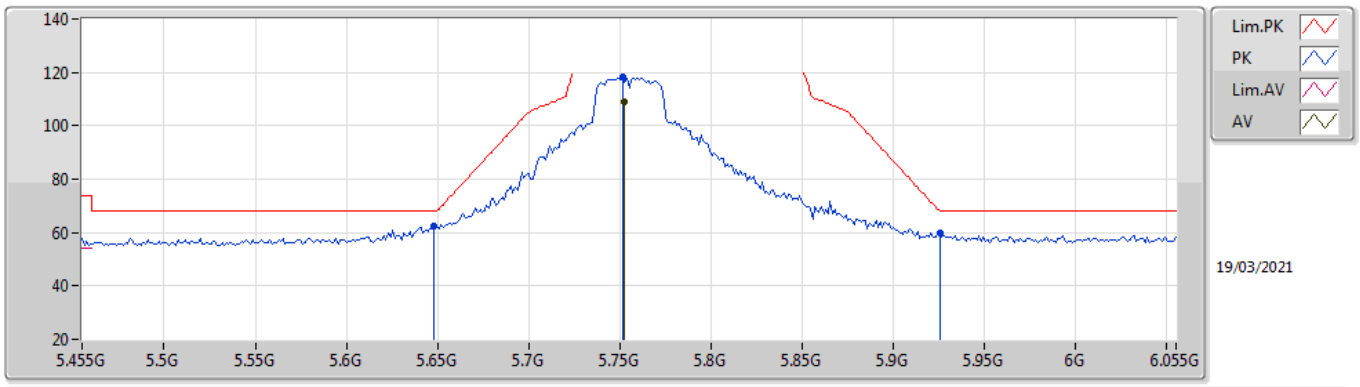

Type	Freq	Level	Limit	Margin	Factor	Dist	Condition	Azimuth	Height	Comment	Raw	AF	CL	PA
	(Hz)	(dBuV/m)	(dBuV/m)	(dB)	(dB)	(m)		(°)	(m)		(dBuV)	(dB)	(dB)	(dB)
AV	5.7526G	109.09	Inf	-Inf	6.75	3	Horizontal	-0	1.50	-	102.34	32.00	9.04	34.29
PK	5.6482G	62.39	68.20	-5.81	6.37	3	Horizontal	-0	1.50	-	56.02	31.70	8.94	34.27
PK	5.7514G	118.33	Inf	-Inf	6.75	3	Horizontal	-0	1.50	-	111.58	32.00	9.04	34.29
PK	5.9254G	60.07	68.20	-8.13	7.14	3	Horizontal	-0	1.50	-	52.93	32.30	9.14	34.30

802.11ac VHT40_Nss1,(MCS0)_2TX

5755MHz_TX

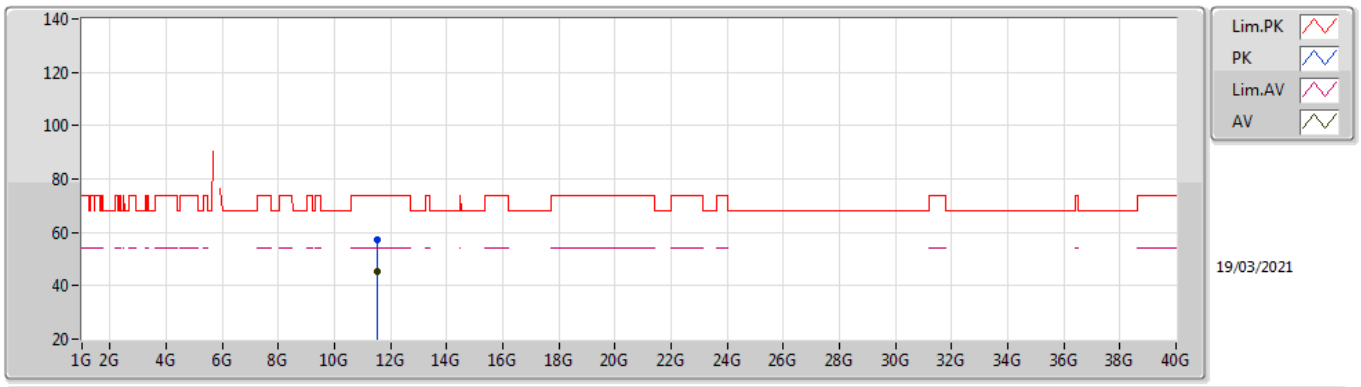

Type	Freq	Level	Limit	Margin	Factor	Dist	Condition	Azimuth	Height	Comment	Raw	AF	CL	PA
	(Hz)	(dBuV/m)	(dBuV/m)	(dB)	(dB)	(m)		(°)	(m)		(dBuV)	(dB)	(dB)	(dB)
AV	11.52488G	45.25	54.00	-8.75	18.58	3	Vertical	124	1.64	-	26.67	39.98	12.77	34.17
PK	11.51712G	57.18	74.00	-16.82	18.58	3	Vertical	124	1.64	-	38.60	39.98	12.77	34.17

802.11ac VHT40_Nss1,(MCS0)_2TX

5755MHz_TX

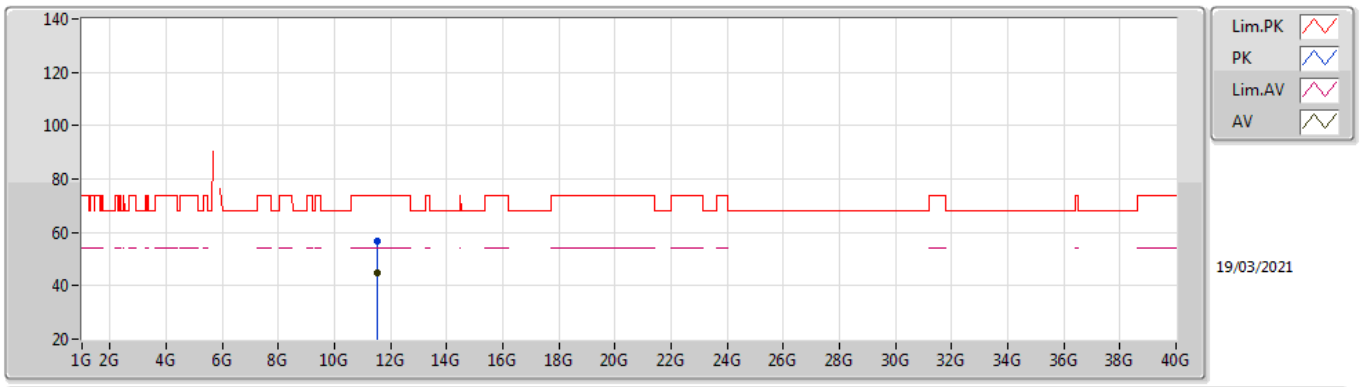

Type	Freq	Level	Limit	Margin	Factor	Dist	Condition	Azimuth	Height	Comment	Raw	AF	CL	PA
	(Hz)	(dBuV/m)	(dBuV/m)	(dB)	(dB)	(m)		(°)	(m)		(dBuV)	(dB)	(dB)	(dB)
AV	11.5096G	44.64	54.00	-9.36	18.59	3	Horizontal	6	2.15	-	26.05	39.99	12.76	34.16
PK	11.5212G	56.71	74.00	-17.29	18.58	3	Horizontal	6	2.15	-	38.13	39.98	12.77	34.17

802.11ac VHT40_Nss1,(MCS0)_2TX

5795MHz_TX

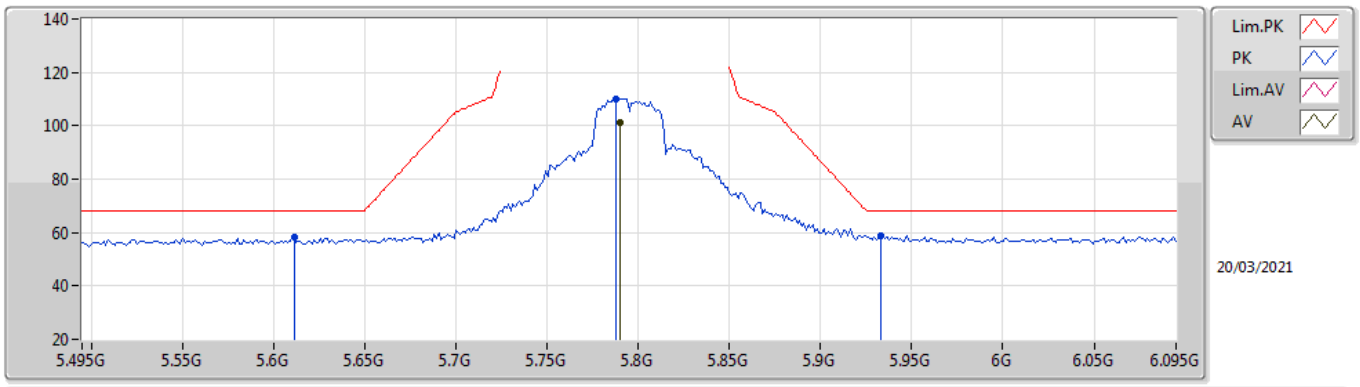

Type	Freq	Level	Limit	Margin	Factor	Dist	Condition	Azimuth	Height	Comment	Raw	AF	CL	PA
	(Hz)	(dBuV/m)	(dBuV/m)	(dB)	(dB)	(m)		(°)	(m)		(dBuV)	(dB)	(dB)	(dB)
AV	5.7902G	101.02	Inf	-Inf	6.78	3	Vertical	109	1.03	-	94.24	32.00	9.07	34.29
PK	5.6114G	58.17	68.20	-10.03	6.26	3	Vertical	109	1.03	-	51.91	31.62	8.91	34.27
PK	5.7878G	110.19	Inf	-Inf	6.78	3	Vertical	109	1.03	-	103.41	32.00	9.07	34.29
PK	5.933G	58.76	68.20	-9.44	7.14	3	Vertical	109	1.03	-	51.62	32.30	9.14	34.30

802.11ac VHT40_Nss1,(MCS0)_2TX

5795MHz_TX

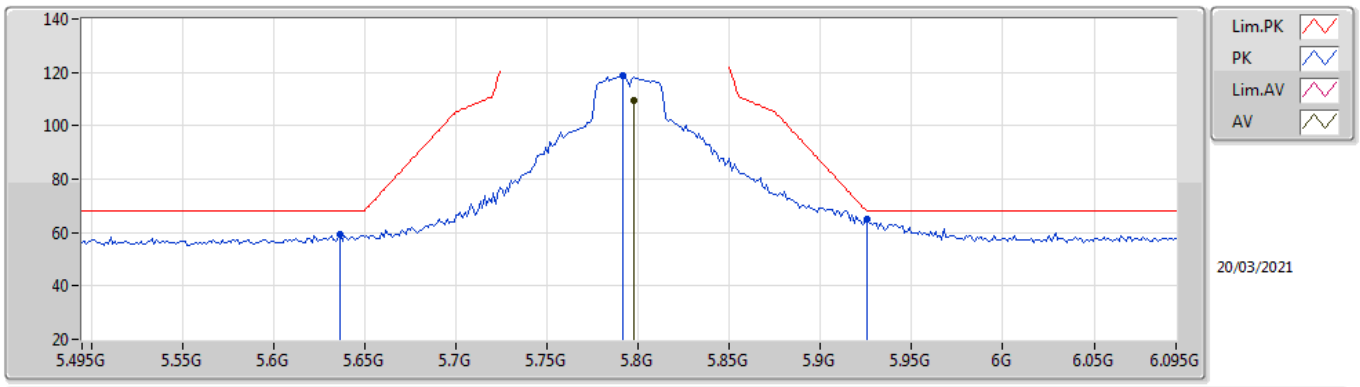

Type	Freq	Level	Limit	Margin	Factor	Dist	Condition	Azimuth	Height	Comment	Raw	AF	CL	PA
	(Hz)	(dBuV/m)	(dBuV/m)	(dB)	(dB)	(m)		(°)	(m)		(dBuV)	(dB)	(dB)	(dB)
AV	5.7974G	109.28	Inf	-Inf	6.79	3	Horizontal	356	1.50	-	102.49	32.00	9.08	34.29
PK	5.6366G	59.09	68.20	-9.11	6.33	3	Horizontal	356	1.50	-	52.76	31.67	8.93	34.27
PK	5.7914G	118.65	Inf	-Inf	6.78	3	Horizontal	356	1.50	-	111.87	32.00	9.07	34.29
PK	5.9258G	65.09	68.20	-3.11	7.14	3	Horizontal	356	1.50	-	57.95	32.30	9.14	34.30

802.11ac VHT40_Nss1,(MCS0)_2TX

5795MHz_TX

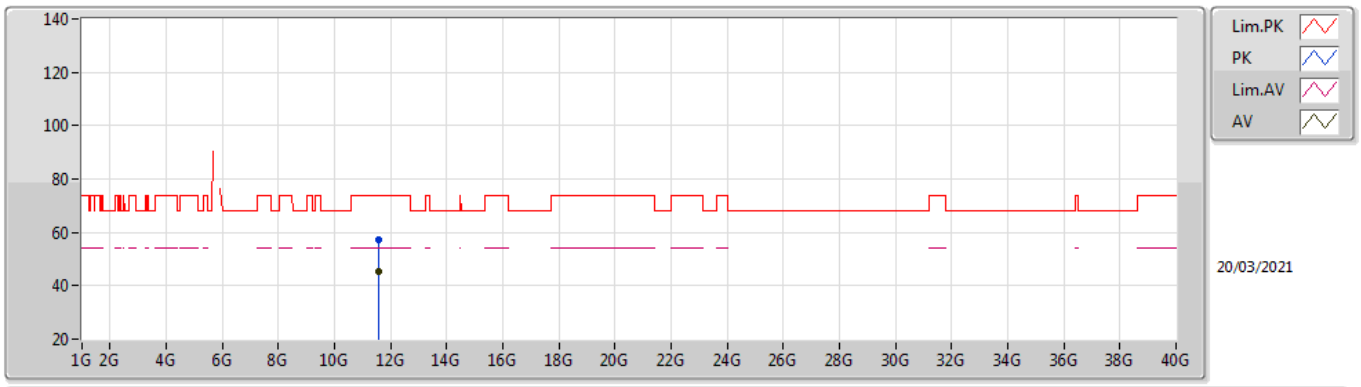

Type	Freq	Level	Limit	Margin	Factor	Dist	Condition	Azimuth	Height	Comment	Raw	AF	CL	PA
	(Hz)	(dBuV/m)	(dBuV/m)	(dB)	(dB)	(m)		(°)	(m)		(dBuV)	(dB)	(dB)	(dB)
AV	11.5856G	45.12	54.00	-8.88	18.51	3	Vertical	171	2.44	-	26.61	39.91	12.80	34.20
PK	11.58296G	57.15	74.00	-16.85	18.52	3	Vertical	171	2.44	-	38.63	39.92	12.80	34.20

802.11ac VHT40_Nss1,(MCS0)_2TX

5795MHz_TX

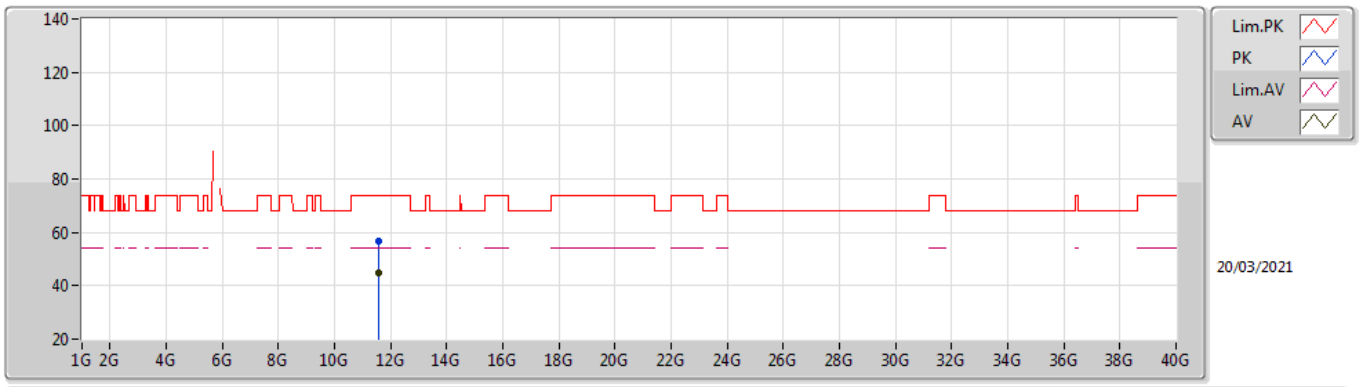

Type	Freq	Level	Limit	Margin	Factor	Dist	Condition	Azimuth	Height	Comment	Raw	AF	CL	PA
	(Hz)	(dBuV/m)	(dBuV/m)	(dB)	(dB)	(m)		(°)	(m)		(dBuV)	(dB)	(dB)	(dB)
AV	11.57576G	45.03	54.00	-8.97	18.52	3	Horizontal	71	1.09	-	26.51	39.92	12.80	34.20
PK	11.59192G	56.95	74.00	-17.05	18.51	3	Horizontal	71	1.09	-	38.44	39.91	12.80	34.20

802.11ac VHT80_Nss1,(MCS0)_2TX

5210MHz_TX

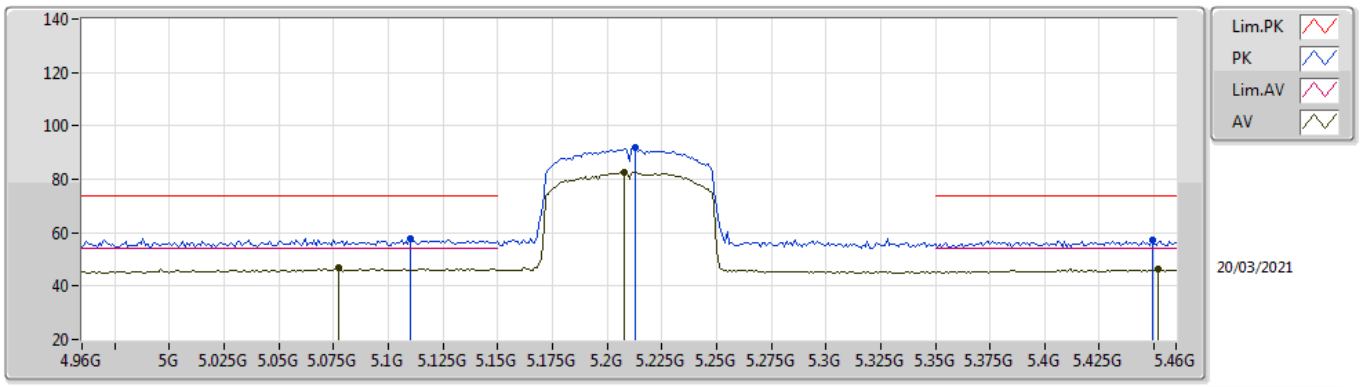

Type	Freq	Level	Limit	Margin	Factor	Dist	Condition	Azimuth	Height	Comment	Raw	AF	CL	PA
	(Hz)	(dBuV/m)	(dBuV/m)	(dB)	(dB)	(m)		(°)	(m)		(dBuV)	(dB)	(dB)	(dB)
AV	5.077G	46.85	54.00	-7.15	5.83	3	Vertical	264	2.92	-	41.02	31.61	8.45	34.23
AV	5.208G	82.77	Inf	-Inf	5.78	3	Vertical	264	2.92	-	76.99	31.45	8.57	34.24
AV	5.452G	46.19	54.00	-7.81	6.03	3	Vertical	264	2.92	-	40.16	31.60	8.69	34.26
PK	5.11G	57.78	74.00	-16.22	5.95	3	Vertical	264	2.92	-	51.83	31.70	8.48	34.23
PK	5.213G	91.70	Inf	-Inf	5.75	3	Vertical	264	2.92	-	85.95	31.42	8.57	34.24
PK	5.449G	57.10	74.00	-16.90	6.01	3	Vertical	264	2.92	-	51.09	31.59	8.68	34.26

802.11ac VHT80_Nss1,(MCS0)_2TX

5210MHz_TX

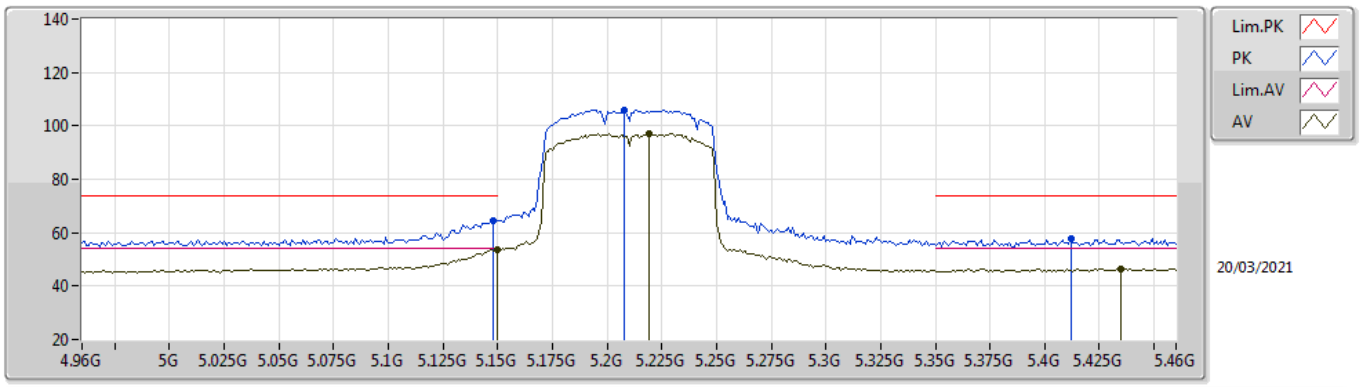

Type	Freq	Level	Limit	Margin	Factor	Dist	Condition	Azimuth	Height	Comment	Raw	AF	CL	PA
	(Hz)	(dBuV/m)	(dBuV/m)	(dB)	(dB)	(m)		(°)	(m)		(dBuV)	(dB)	(dB)	(dB)
AV	5.15G	53.51	54.00	-0.49	5.99	3	Horizontal	22	1.15	-	47.52	31.70	8.52	34.23
AV	5.219G	97.01	Inf	-Inf	5.72	3	Horizontal	22	1.15	-	91.29	31.39	8.57	34.24
AV	5.435G	46.44	54.00	-7.56	5.92	3	Horizontal	22	1.15	-	40.52	31.51	8.66	34.25
PK	5.148G	64.35	74.00	-9.65	5.99	3	Horizontal	22	1.15	-	58.36	31.70	8.52	34.23
PK	5.208G	105.83	Inf	-Inf	5.78	3	Horizontal	22	1.15	-	100.05	31.45	8.57	34.24
PK	5.412G	57.66	74.00	-16.34	5.75	3	Horizontal	22	1.15	-	51.91	31.37	8.63	34.25

802.11ac VHT80_Nss1,(MCS0)_2TX

5210MHz_TX

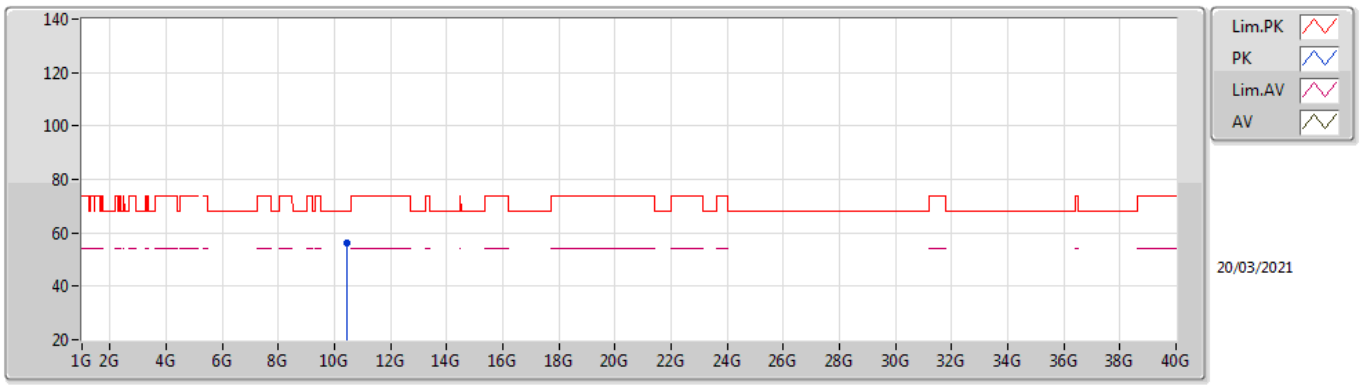

Type	Freq	Level	Limit	Margin	Factor	Dist	Condition	Azimuth	Height	Comment	Raw	AF	CL	PA
	(Hz)	(dBuV/m)	(dBuV/m)	(dB)	(dB)	(m)		(°)	(m)		(dBuV)	(dB)	(dB)	(dB)
PK	10.4536G	56.14	68.20	-12.06	17.23	3	Vertical	72	2.25	-	38.91	39.61	12.23	34.61

802.11ac VHT80_Nss1,(MCS0)_2TX

5210MHz_TX

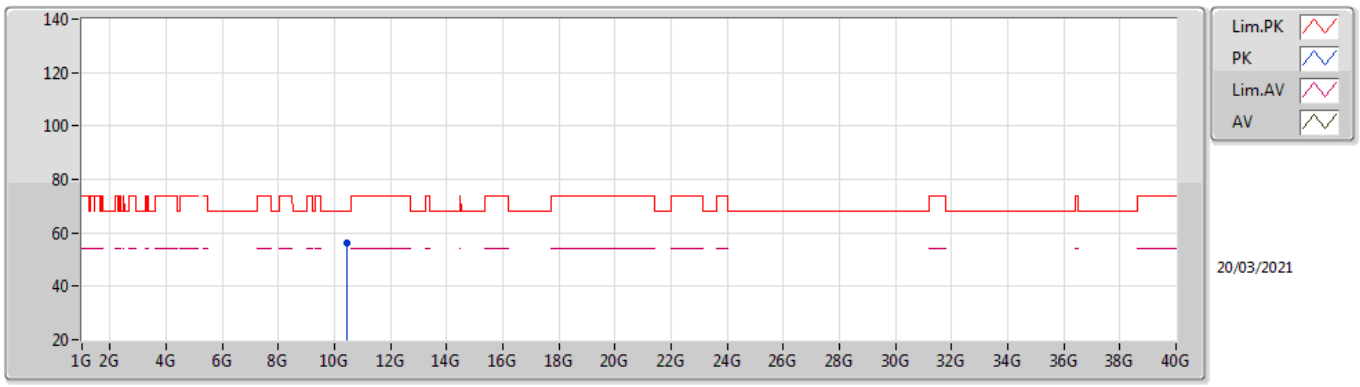

Type	Freq	Level	Limit	Margin	Factor	Dist	Condition	Azimuth	Height	Comment	Raw	AF	CL	PA
	(Hz)	(dBuV/m)	(dBuV/m)	(dB)	(dB)	(m)		(°)	(m)		(dBuV)	(dB)	(dB)	(dB)
PK	10.44864G	56.24	68.20	-11.96	17.22	3	Horizontal	139	1.23	-	39.02	39.60	12.23	34.61

802.11ac VHT80_Nss1,(MCS0)_2TX

5775MHz_TX

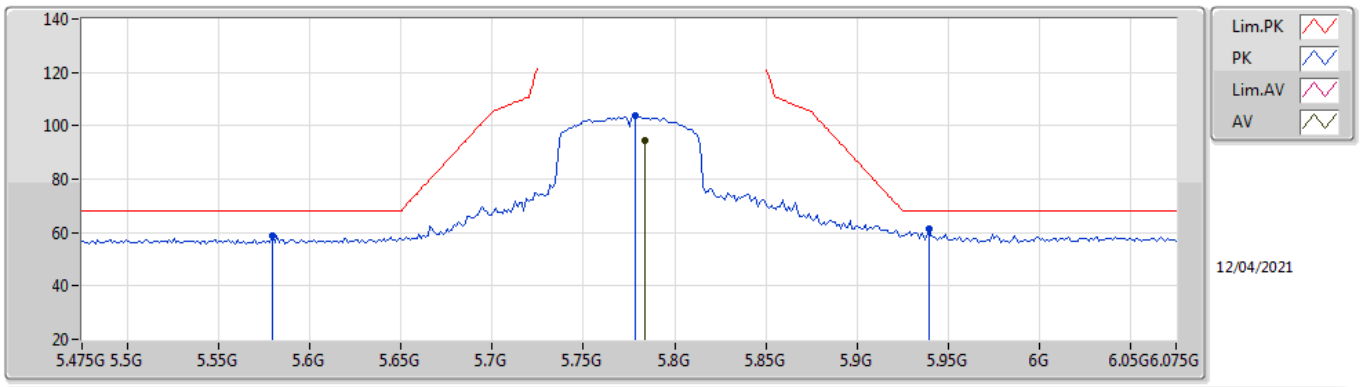

Type	Freq	Level	Limit	Margin	Factor	Dist	Condition	Azimuth	Height	Comment	Raw	AF	CL	PA
	(Hz)	(dBuV/m)	(dBuV/m)	(dB)	(dB)	(m)		(°)	(m)		(dBuV)	(dB)	(dB)	(dB)
AV	5.7834G	94.24	Inf	-Inf	7.23	3	Vertical	268	2.89	-	87.01	32.00	9.52	34.29
PK	5.5794G	58.58	68.20	-9.62	6.77	3	Vertical	268	2.89	-	51.81	31.60	9.44	34.27
PK	5.7786G	103.78	Inf	-Inf	7.22	3	Vertical	268	2.89	-	96.56	32.00	9.51	34.29
PK	5.9394G	61.29	68.20	-6.91	7.63	3	Vertical	268	2.89	-	53.66	32.30	9.63	34.30

802.11ac VHT80_Nss1,(MCS0)_2TX

5775MHz_TX

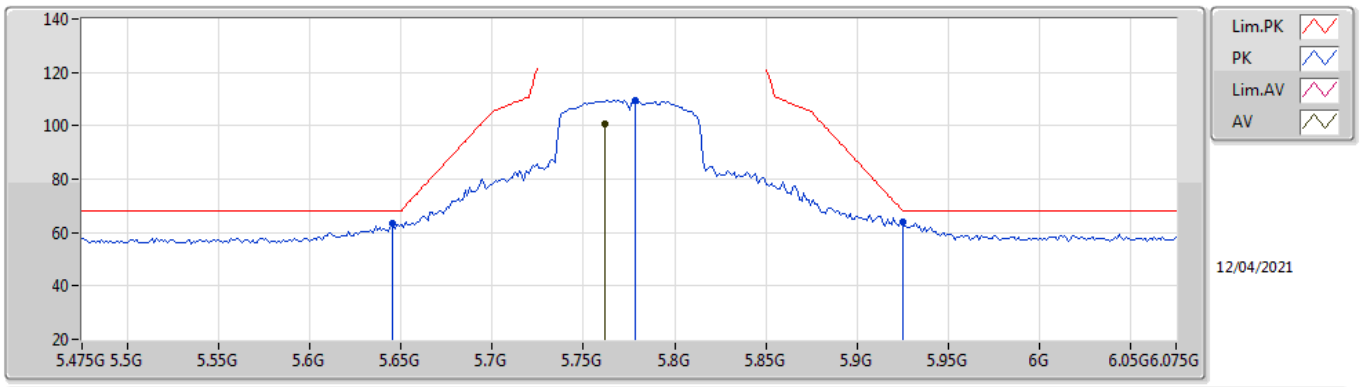

Type	Freq	Level	Limit	Margin	Factor	Dist	Condition	Azimuth	Height	Comment	Raw	AF	CL	PA
	(Hz)	(dBuV/m)	(dBuV/m)	(dB)	(dB)	(m)		(°)	(m)		(dBuV)	(dB)	(dB)	(dB)
AV	5.7618G	100.58	Inf	-Inf	7.22	3	Horizontal	347	1.50	-	93.36	32.00	9.51	34.29
PK	5.6454G	63.53	68.20	-4.67	6.89	3	Horizontal	347	1.50	-	56.64	31.69	9.47	34.27
PK	5.7786G	109.53	Inf	-Inf	7.22	3	Horizontal	347	1.50	-	102.31	32.00	9.51	34.29
PK	5.925G	63.87	68.20	-4.33	7.62	3	Horizontal	347	1.50	-	56.25	32.30	9.62	34.30

802.11ac VHT80_Nss1,(MCS0)_2TX

5775MHz_TX

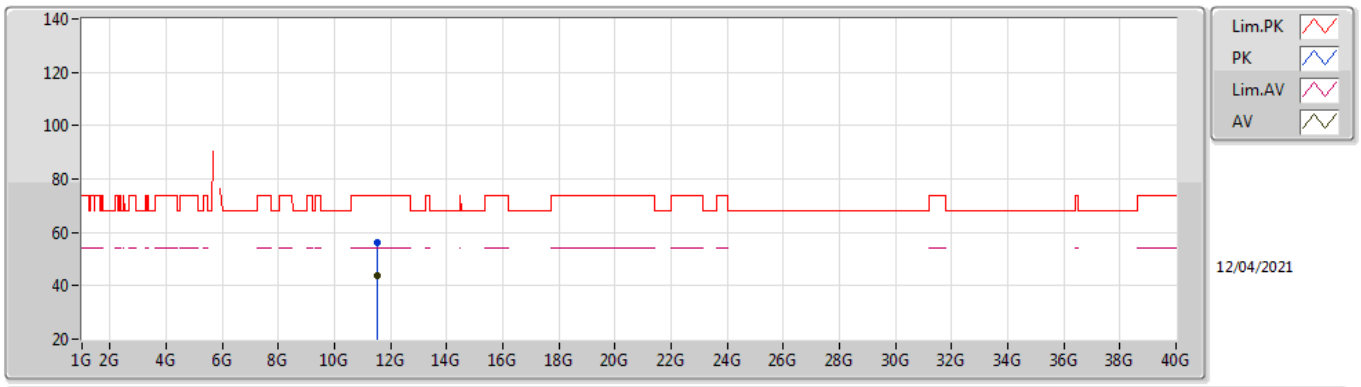

Type	Freq	Level	Limit	Margin	Factor	Dist	Condition	Azimuth	Height	Comment	Raw	AF	CL	PA
	(Hz)	(dBuV/m)	(dBuV/m)	(dB)	(dB)	(m)		(°)	(m)		(dBuV)	(dB)	(dB)	(dB)
AV	11.52824G	43.75	54.00	-10.25	18.65	3	Vertical	278	2.13	-	25.10	39.97	12.85	34.17
PK	11.52728G	56.14	74.00	-17.86	18.65	3	Vertical	278	2.13	-	37.49	39.97	12.85	34.17

802.11ac VHT80_Nss1,(MCS0)_2TX

5775MHz_TX

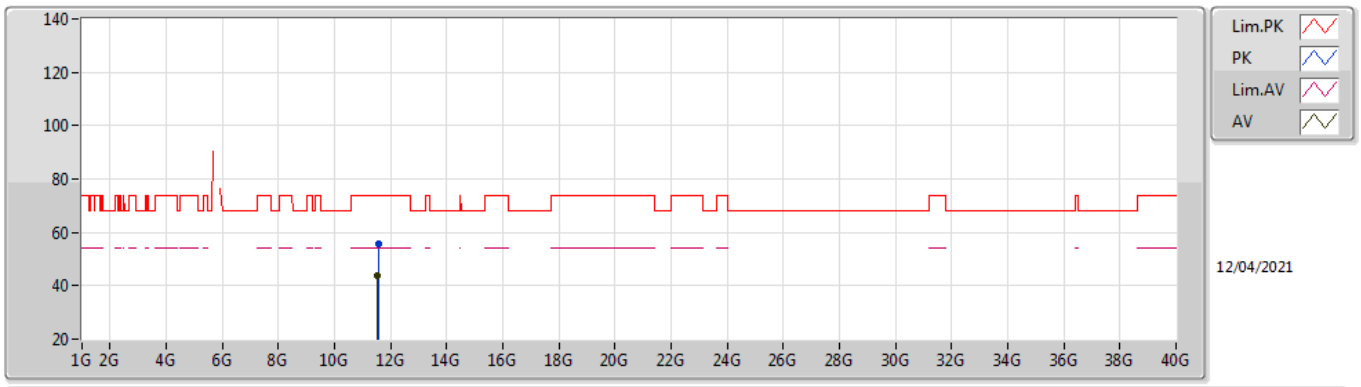

Type	Freq	Level	Limit	Margin	Factor	Dist	Condition	Azimuth	Height	Comment	Raw	AF	CL	PA
	(Hz)	(dBuV/m)	(dBuV/m)	(dB)	(dB)	(m)		(°)	(m)		(dBuV)	(dB)	(dB)	(dB)
AV	11.5444G	44.01	54.00	-9.99	18.64	3	Horizontal	255	1.85	-	25.37	39.96	12.86	34.18
PK	11.55368G	55.73	74.00	-18.27	18.62	3	Horizontal	255	1.85	-	37.11	39.95	12.86	34.19