FCC Radio Test Report

FCC ID	:	**2AZRF-DCPC03**
Equipment	:	**DHOS Reiri Touch Solution**
Brand Name	:	**Reiri**
Model Name	:	**DCPF04**
Applicant	:	**Daikin Holdings Singapore Pte. Ltd. 10 Ang Mo Kio Ind Park 2, Singapore 569501**
Manufacturer	:	**Daikin Holdings Singapore Pte. Ltd. 10 Ang Mo Kio Ind Park 2, Singapore 569501**
Standard	:	**47 CFR FCC Part 15.247**

The product was received on Dec. 17, 2020, and testing was started from Mar. 16, 2021 and completed on Apr. 13, 2021. We, SPORTON INTERNATIONAL INC. Hsinhua Laboratory, would like to declare that the tested sample has been evaluated in accordance with the procedures given in ANSI C63.10-2013 and shown compliance with the applicable technical standards.

The test results in this report apply exclusively to the tested model / sample. Without written approval of SPORTON INTERNATIONAL INC. Hsinhua Laboratory, the test report shall not be reproduced except in full.

Approved by: Allen Lin

SPORTON INTERNATIONAL INC. Hsinhua Laboratory

No.52, Huaya 1st Rd., Guishan Dist., Taoyuan City 333411, Taiwan (R.O.C.)

Table of Contents

HISTORY OF THIS TEST REPORT **3**

SUMMARY OF TEST RESULT **4**

1 GENERAL DESCRIPTION **5**

1.1 Information 5
1.2 Testing Applied Standards 7
1.3 Testing Location Information 7
1.4 Measurement Uncertainty 7

2 TEST CONFIGURATION OF EUT **8**

2.1 Test Condition 8
2.2 Test Channel Mode 8
2.3 The Worst Case Measurement Configuration 9
2.4 Accessories 10
2.5 Support Equipment 10
2.6 Test Setup Diagram 11

3 TRANSMITTER TEST RESULT **12**

3.1 AC Power-line Conducted Emissions 12
3.2 DTS Bandwidth 14
3.3 Maximum Conducted Output Power 15
3.4 Power Spectral Density 17
3.5 Emissions in Non-restricted Frequency Bands 18
3.6 Emissions in Restricted Frequency Bands 19

4 TEST EQUIPMENT AND CALIBRATION DATA **23**

APPENDIX A. TEST RESULTS OF AC POWER-LINE CONDUCTED EMISSIONS

APPENDIX B. TEST RESULTS OF DTS BANDWIDTH

APPENDIX C. TEST RESULTS OF MAXIMUM CONDUCTED OUTPUT POWER

APPENDIX D. TEST RESULTS OF POWER SPECTRAL DENSITY

APPENDIX E. TEST RESULTS OF EMISSIONS IN NON-RESTRICTED FREQUENCY BANDS

APPENDIX F. TEST RESULTS OF EMISSIONS IN RESTRICTED FREQUENCY BANDS

APPENDIX G. TEST PHOTOS

PHOTOGRAPHS OF EUT V01

History of this test report

Report No.	Version	Description	Issued Date
FR0D0433-16AC	01	Initial issue of report	Jun. 17, 2021

Summary of Test Result

Report Clause	Ref. Std. Clause	Test Items	Result (PASS/FAIL)	Remark
1.1.2	15.203	Antenna Requirement	PASS	-
3.1	15.207	AC Power-line Conducted Emissions	PASS	-
3.2	15.247(a)	DTS Bandwidth	PASS	-
3.3	15.247(b)	Maximum Conducted Output Power	PASS	-
3.4	15.247(e)	Power Spectral Density	PASS	-
3.5	15.247(d)	Emissions in Non-restricted Frequency Bands	PASS	-
3.6	15.247(d)	Emissions in Restricted Frequency Bands	PASS	-
Note: From Sporton Project No.: FR0D0433AC.				

Declaration of Conformity:
The test results with all measurement uncertainty excluded are presented in accordance with the regulation limits or requirements declared by manufacturers.
Comments and explanations:
None

Reviewed by: Sam Tsai

Report Producer: Jenny Yang

1 General Description

1.1 Information

1.1.1 RF General Information

Frequency Range (MHz)	IEEE Std. 802.11	Ch. Frequency (MHz)	Channel Number
2400-2483.5	b, g, n (HT20), VHT20	2412-2462	1-11 [11]
2400-2483.5	n (HT40), VHT40	2422-2452	3-9 [7]

Band	Mode	BWch (MHz)	Nant
2.4-2.4835GHz	802.11b	20	1TX(Port 1)
2.4-2.4835GHz	802.11g	20	1TX(Port 1)
2.4-2.4835GHz	VHT20	20	2TX
2.4-2.4835GHz	VHT40	40	2TX

Note:
- 11b mode uses a combination of DSSS-DBPSK, DQPSK, CCK modulation.
- 11g, HT20 and HT40 use a combination of OFDM-BPSK, QPSK, 16QAM, 64QAM modulation.
- VHT20, VHT40 use a combination of OFDM-BPSK, QPSK, 16QAM, 64QAM, 256QAM modulation.
- BWch is the nominal channel bandwidth.

1.1.2 Antenna Information

Ant.	Brand	Model Name	Antenna Type	Connector
1	ARISTOTLE ENTERRISES INC	RFA-25-AP152L-4G-135	PIFA	I-PEX
2	ARISTOTLE ENTERRISES INC	RFA-25-AP152R-4B-260	PIFA	I-PEX

Ant.	Port	Gain (dBi)	
		2.4G	5G
1	1	3.54	6.79
2	2	3.19	4.72

Note 1: The EUT has two antennas.

For 2.4GHz function:

For IEEE 802.11 b/g mode (1TX/1RX)

Only Ant. 1 (port 1) can be used as transmitting/receiving antenna.

For IEEE 802.11 n/VHT mode (2TX/2RX)

Ant. 1 (port 1) and Ant. 2 (port 2) could transmit/receive simultaneously.

For 5GHz function:

For IEEE 802.11 a mode (1TX/1RX)

Only Ant. 1 (port 1) can be used as transmitting/receiving antenna.

For IEEE 802.11 n/ac mode (2TX/2RX)

Ant. 1 (port 1) and Ant. 2 (port 2) could transmit/receive simultaneously.

1.1.3 EUT Information

Operational Condition				
EUT Power Type	From AC Adapter			
EUT Function	☒	Point-to-multipoint	☐	Point-to-point
Beamforming Function	☐	With beamforming	☒	Without beamforming

Type of EUT		
☒	Stand-alone	
☐	Combined (EUT where the radio part is fully integrated within another device)	
	Combined Equipment - Brand Name / Model No.:	…
☐	Plug-in radio (EUT intended for a variety of host systems)	
	Host System - Brand Name / Model No.:	…
☐	Other:	

1.1.4 Mode Test Duty Cycle

Mode	DC	DCF(dB)	T(s)	VBW(Hz) ≥ 1/T
802.11b_Nss1,(1Mbps)_1TX	0.981	0.08	n/a (DC>=0.98)	n/a (DC>=0.98)
802.11g_Nss1,(6Mbps)_1TX	0.928	0.32	2.066m	1k
VHT20_Nss1,(MCS0)_2TX	0.913	0.4	1.934m	1k
VHT40_Nss1,(MCS0)_2TX	0.83	0.81	953.75u	3k

Note. If DC < 0.98, the DCF was added while measuring Output power and PSD.

1.1.5 Table for Multiple Listing

There are two suppliers for the panel:

Panel	Supplier	Description
1	Willtron	All the EUTs are identical, the difference is that the suppliers of panel
2	Data Image Home	

1.2 Testing Applied Standards

According to the specifications of the manufacturer, the EUT must comply with the requirements of the following standards:

- 47 CFR FCC Part 15
- ANSI C63.10-2013

The following reference test guidance is not within the scope of accreditation of TAF:

- KDB 558074 D01 v05r02
- KDB 662911 D01 v02r01
- KDB 414788 D01 v01r01

1.3 Testing Location Information

Test Lab.：Sporton International Inc. Hsinhua Laboratory				
☒ Hsinhua (**TAF:** 3785)	**ADD:** No.52, Huaya 1st Rd., Guishan Dist., Taoyuan City 333411, Taiwan (R.O.C.)			
	TEL: 886-3-327-3456		**FAX:** 886-3-327-0973	
Test site Designation No. TW3785 with FCC.				
Test Condition	**Test Site No.**	**Test Engineer**	**Test Environment**	**Test Date**
AC Conduction	CO04-HY	Edward Wang	20.8~22.7°C / 54~58%	19/Mar/2021
RF Conducted	TH06-HY	Johnny Yu	20.1~26.9°C / 50~60%	17/Mar/2021~13/Apr/2021
Radiated	03CH02-HY	Daniel Lin	20.7~23.6°C / 52~63%	16/Mar/2021~20/Mar/2021
☐ Wen 33rd.St. (**TAF:** 3785)	**ADD:** No.14-1, Ln. 19, Wen 33rd St., Guishan Dist., Taoyuan City 333010, Taiwan (R.O.C.)			
	TEL: 886-3-318-0787		**FAX:** 886-3-318-0287	
Test site Designation No. TW0008 with FCC.				

1.4 Measurement Uncertainty

ISO/IEC 17025 requires that an estimate of the measurement uncertainties associated with the emissions test results be included in the report. The measurement uncertainties given below are based on a 95% confidence level (based on a coverage factor (k=2)

Test Items	**Uncertainty**	**Remark**
Conducted Emission (150kHz ~ 30MHz)	0.9 dB	Confidence levels of 95%
Radiated Emission (9kHz ~ 30MHz)	2.4 dB	Confidence levels of 95%
Radiated Emission (30MHz ~ 1,000MHz)	3.7 dB	Confidence levels of 95%
Radiated Emission (1GHz ~ 18GHz)	3.6 dB	Confidence levels of 95%
Radiated Emission (18GHz ~ 40GHz)	3.5 dB	Confidence levels of 95%
Conducted Emission	1.0 dB	Confidence levels of 95%
Temperature	0.41 °C	Confidence levels of 95%
Humidity	3.4 %	Confidence levels of 95%

2 Test Configuration of EUT

2.1 Test Condition

RF Conducted	Abbreviation	Remark
TnomVnom	Tnom	20°C
-	Vnom	120V

2.2 Test Channel Mode

Test Software Version	Dos6.1

Mode	Power Setting
802.11b_Nss1,(1Mbps)_1TX	-
2412MHz	103
2417MHz	104
2437MHz	127
2457MHz	121
2462MHz	115
802.11g_Nss1,(6Mbps)_1TX	-
2412MHz	71
2417MHz	90
2437MHz	108
2457MHz	90
2462MHz	75
VHT20_Nss1,(MCS0)_2TX	-
2412MHz	74.74
2417MHz	89.89
2437MHz	117.117
2457MHz	99.99
2462MHz	85.85
VHT40_Nss1,(MCS0)_2TX	-
2422MHz	67.67
2427MHz	71.71
2437MHz	80.80
2447MHz	76.76
2452MHz	73.73

2.3 The Worst Case Measurement Configuration

The Worst Case Mode for Following Conformance Tests	
Tests Item	AC power-line conducted emissions
Condition	AC power-line conducted measurement for line and neutral
Operating Mode	CTX
1	Adapter mode

The Worst Case Mode for Following Conformance Tests	
Tests Item	DTS Bandwidth Maximum Conducted Output Power Power Spectral Density Emissions in Non-restricted Frequency Bands
Test Condition	Conducted measurement at transmit chains

The Worst Case Mode for Following Conformance Tests			
Tests Item	Emissions in Restricted Frequency Bands		
Test Condition	Radiated measurement If EUT consist of multiple antenna assembly (multiple antenna are used in EUT regardless of spatial multiplexing MIMO configuration), the radiated test should be performed with highest antenna gain of each antenna type.		
Operating Mode < 1GHz	CTX		
1	Adapter mode		
Operating Mode > 1GHz	CTX		
Orthogonal Planes of EUT	**X Plane**	**Y Plane**	**Z Plane**
Worst Planes of EUT			V

2.4 Accessories

Accessories				
AC Adapter	Brand Name	Linshiung Enterprise Co.,Ltd	Model Name	CAADM1129A03
	Manufacturer	Powewrtron Electronics Company.		
	Power Rating	I/P:100 -240 Vac,0.4 A, O/P: 5.0Vdc, 3.0A		
USB Cable	Brand Name	Horng Jye	Model Name	178-001-0401
	Power Cord	0.5 meter, non-shielded cable		

Reminder: Regarding to more detail and other information, please refer to user manual.

2.5 Support Equipment

Support Equipment – Conducted					
No.	**Equipment**	**Brand Name**	**Model Name**	**FCC ID**	**Remark**
1	Notebook	DELL	E5410	-	-
2	Adapter for NB	DELL	HA65NM130	-	-

2.6 Test Setup Diagram

Test Setup Diagram – AC Line Conducted Emission Test

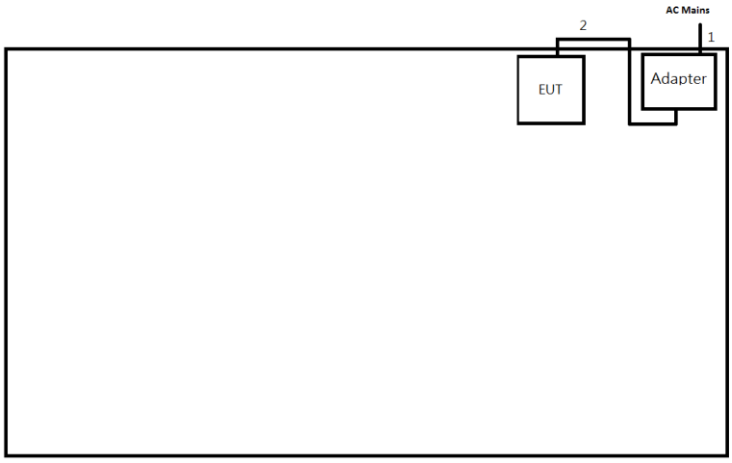

Item	Connection	Shielded	Length(m)	Remark
1	AC Power cable	No	1.8	-
2	USB cable	No	0.5	-

Test Setup Diagram - Radiated Test

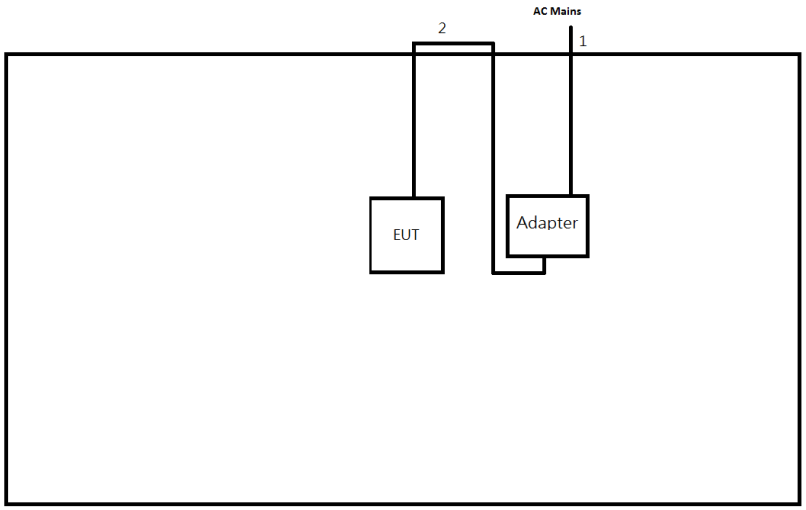

Item	Connection	Shielded	Length(m)	Remark
1	AC Power cable	No	1.8	-
2	USB cable	No	0.5	-

3 Transmitter Test Result

3.1 AC Power-line Conducted Emissions

3.1.1 AC Power-line Conducted Emissions Limit

AC Power-line Conducted Emissions Limit		
Frequency Emission (MHz)	**Quasi-Peak**	**Average**
0.15-0.5	66 - 56 *	56 - 46 *
0.5-5	56	46
5-30	60	50
Note 1: * Decreases with the logarithm of the frequency.		

3.1.2 Measuring Instruments

Refer a test equipment and calibration data table in this test report.

3.1.3 Test Procedures

Test Method
☒ Refer as ANSI C63.10-2013, clause 6.2 for AC power-line conducted emissions.

3.1.4 Measurement Results Calculation

The measured Level is calculated using:
Corrected Reading: Raw(Read Level) +LISN(LISN Factor) + CL(Cable Loss) + AT(Attenuator).

3.1.5 Test Setup

AC Power-line Conducted Emissions

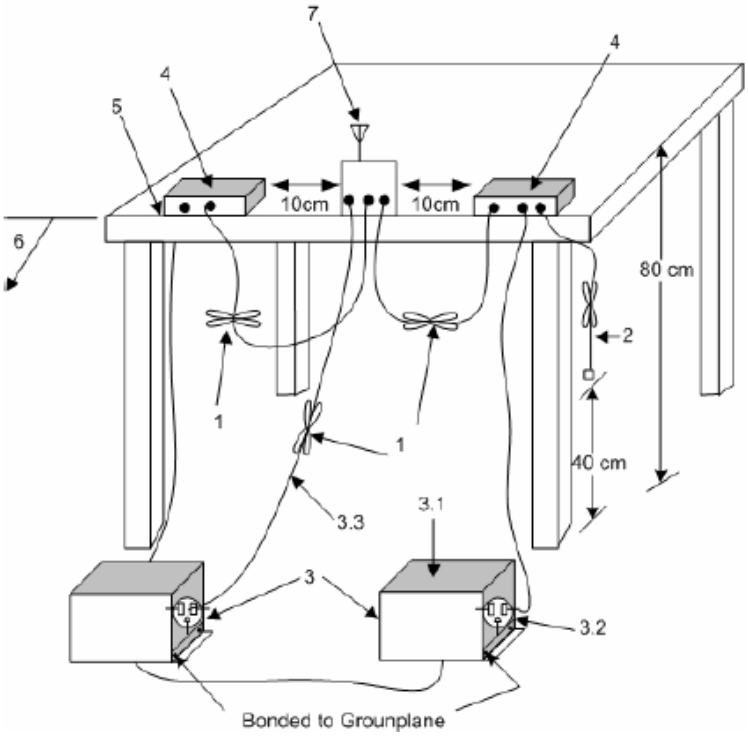

1—Interconnecting cables that hang closer than 40 cm to the ground plane shall be folded back and forth in the center forming a bundle 30 cm to 40 cm long.
2—The I/O cables that are not connected to an accessory shall be bundled in the center. The end of the cable may be terminated, if required, using the correct terminating impedance. The overall length shall not exceed 1 m.
3—EUT connected to one LISN. Unused LISN measuring port connectors shall be terminated in 50Ω loads. LISN may be placed on top of, or immediately beneath, reference ground plane.
3.1—All other equipment powered from additional LISN(s).
3.2—A multiple-outlet strip may be used for multiple power cords of non-EUT equipment.
3.3—LISN at least 80 cm from nearest part of EUT chassis.
4—Non-EUT components of EUT system being tested.
5—Rear of EUT, including peripherals, shall all be aligned and flush with edge of tabletop.
6—Edge of tabletop shall be 40 cm removed from a vertical conducting plane that is bonded to the ground plane.
7—Antenna can be integral or detachable. If detachable, then the antenna shall be attached for this test.

3.1.6 Test Result of AC Power-line Conducted Emissions

Refer as Appendix A

3.2 DTS Bandwidth

3.2.1 6dB Bandwidth Limit

6dB Bandwidth Limit
Systems using digital modulation techniques:
▪ 6 dB bandwidth ≥ 500 kHz.

3.2.2 Measuring Instruments

Refer a test equipment and calibration data table in this test report.

3.2.3 Test Procedures

Test Method	
▪ For the emission bandwidth shall be measured using one of the options below:	
	☒ Refer as KDB 558074. clause 8.2 (11.8 of ANSI C63.10) DTS bandwidth measurement.
	☐ Refer as RSS-Gen, clause 6.7 for occupied bandwidth testing.
	☐ Refer as ANSI C63.10, clause 6.9.3 for occupied bandwidth testing.

3.2.4 Test Setup

Emission Bandwidth


3.2.5 Test Result of Emission Bandwidth

Refer as Appendix B

3.3 Maximum Conducted Output Power

3.3.1 Maximum Conducted Output Power Limit

Maximum Conducted Output Power Limit		
	▪ If $G_{TX} \leq 6$ dBi, then $P_{Out} \leq 30$ dBm (1 W)	
	▪ Point-to-multipoint systems (P2M): If $G_{TX} > 6$ dBi, then $P_{Out} = 30 – (G_{TX} – 6)$ dBm	
	▪ Point-to-point systems (P2P): If $G_{TX} > 6$ dBi, then $P_{Out} = 30 – (G_{TX} – 6)/3$ dBm	
	▪ Smart antenna system (SAS):	
		- Single beam: If $G_{TX} > 6$ dBi, then $P_{Out} = 30 – (G_{TX} – 6)/3$ dBm
		- Overlap beam: If $G_{TX} > 6$ dBi, then $P_{Out} = 30 – (G_{TX} – 6)/3$ dBm
		- Aggregate power on all beams: If $G_{TX} > 6$ dBi, then $P_{Out} = 30 – (G_{TX} – 6)/3 + 8$dB dBm
e.i.r.p. Power Limit:		
▪ 2400-2483.5 MHz Band		
	▪ Point-to-multipoint systems (P2M): $P_{eirp} \leq 36$ dBm (4 W)	
	▪ Point-to-point systems (P2P): $P_{eirp} \leq MAX(36, [P_{Out} + G_{TX}])$ dBm	
	▪ Smart antenna system (SAS)	
		- Single beam: $P_{eirp} \leq MAX(36, P_{Out} + G_{TX})$ dBm
		- Overlap beam: $P_{eirp} \leq MAX(36, P_{Out} + G_{TX})$ dBm
		- Aggregate power on all beams: $P_{eirp} \leq MAX(36, [P_{Out} + G_{TX} + 8])$ dBm
P_{Out} = maximum peak conducted output power or maximum conducted output power in dBm, **G_{TX}** = the maximum transmitting antenna directional gain in dBi.		

3.3.2 Measuring Instruments

Refer a test equipment and calibration data table in this test report.

3.3.3 Test Procedures

Test Method	
▪ Maximum Peak Conducted Output Power	
	☐ Refer as KDB 558074, clause 8.3.1.1 (11.9.1.1 of ANSI C63.10) RBW ≥ EBW method.
	☐ Refer as KDB 558074, clause 8.3.1.2 (11.9.1.2 of ANSI C63.10) integrated band power method.
	☐ Refer as KDB 558074, clause 8.3.1.3 (11.9.1.3 of ANSI C63.10) peak power meter.
▪ Maximum Average Conducted Output Power	
	☐ Refer as KDB 558074, clause 8.3.2.2 (11.9.2.2 of ANSI C63.10) using a spectrum analyzer.
	☒ Refer as KDB 558074, clause 8.3.2.3 (11.9.2.3 of ANSI C63.10) using a power meter.
▪ For conducted measurement.	
	▪ If the EUT supports multiple transmit chains using options given below: Refer as KDB 662911, In-band power measurements. Using the measure-and-sum approach, measured all transmit ports individually. Sum the power (in linear power units e.g., mW) of all ports for each individual sample and save them.
	▪ If multiple transmit chains, EIRP calculation could be following as methods: $P_{total} = P_1 + P_2 + \ldots + P_n$ (calculated in linear unit [mW] and transfer to log unit [dBm]) $EIRP_{total} = P_{total} + DG$

3.3.4 Test Setup

Maximum Conducted Output Power (Power Meter)

3.3.5 Test Result of Maximum Conducted Output Power

Refer as Appendix C

3.4 Power Spectral Density

3.4.1 Power Spectral Density Limit

Power Spectral Density Limit
▪ Power Spectral Density (PSD) ≤ 8 dBm/3kHz

3.4.2 Measuring Instruments

Refer a test equipment and calibration data table in this test report.

3.4.3 Test Procedures

Test Method		
▪ Peak power spectral density procedures that the same method as used to determine the conducted output power. If maximum peak conducted output power was measured to demonstrate compliance to the output power limit, then the peak PSD procedure below (Method PKPSD) shall be used. If maximum conducted output power was measured to demonstrate compliance to the output power limit, then one of the average PSD procedures shall be used, as applicable based on the following criteria (the peak PSD procedure is also an acceptable option).		
	☒ Refer as KDB 558074, clause 8.4 (11.10 of ANSI C63.10) Max. PSD.	
▪ For conducted measurement.		
	▪ If The EUT supports multiple transmit chains using options given below:	
		▪ Measure and sum the spectra across the outputs. Refer as KDB 662911, In-band power spectral density (PSD). Sample all transmit ports simultaneously using a spectrum analyzer for each transmit port. Where the trace bin-by-bin of each transmit port summing can be performed. (i.e., in the first spectral bin of output 1 is summed with that in the first spectral bin of output 2 and that from the first spectral bin of output 3, and so on up to the NTX output to obtain the value for the first frequency bin of the summed spectrum.). Add up the amplitude (power) values for the different transmit chains and use this as the new data trace.

3.4.4 Test Setup

Power Spectral Density


3.4.5 Test Result of Power Spectral Density

Refer as Appendix D

3.5 Emissions in Non-restricted Frequency Bands

3.5.1 Emissions in Non-restricted Frequency Bands Limit

Un-restricted Band Emissions Limit	
RF output power procedure	**Limit (dB)**
Peak output power procedure	20
Average output power procedure	30

Note 1: If the peak output power procedure is used to measure the fundamental emission power to demonstrate compliance to requirements, then the peak conducted output power measured within any 100 kHz outside the authorized frequency band shall be attenuated by at least 20 dB relative to the maximum measured in-band peak level.

Note 2: If the average output power procedure is used to measure the fundamental emission power to demonstrate compliance to requirements, then the power in any 100 kHz outside of the authorized frequency band shall be attenuated by at least 30 dB relative to the maximum measured in-band average level.

3.5.2 Measuring Instruments

Refer a test equipment and calibration data table in this test report.

3.5.3 Test Procedures

Test Method
▪ Refer as KDB 558074, clause 8.5 (11.11 of ANSI C63.10) for non-restricted frequency bands.

3.5.4 Test Setup

Emissions in Non-restricted Frequency Bands

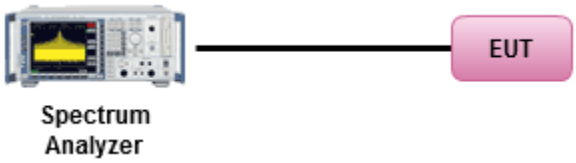

3.5.5 Test Result of Emissions in Non-restricted Frequency Bands

Refer as Appendix E

3.6 Emissions in Restricted Frequency Bands

3.6.1 Emissions in Restricted Frequency Bands Limit

Restricted Band Emissions Limit			
Frequency Range (MHz)	**Field Strength (uV/m)**	**Field Strength (dBuV/m)**	**Measure Distance (m)**
0.009~0.490	2400/F(kHz)	48.5 - 13.8	300
0.490~1.705	24000/F(kHz)	33.8 - 23	30
1.705~30.0	30	29	30
30~88	100	40	3
88~216	150	43.5	3
216~960	200	46	3
Above 960	500	54	3

Note 1: Test distance for frequencies at or above 30 MHz, measurements may be performed at a distance other than the limit distance provided they are not performed in the near field and the emissions to be measured can be detected by the measurement equipment. When performing measurements at a distance other than that specified, the results shall be extrapolated to the specified distance using an extrapolation factor of 20 dB/decade (inverse of linear distance for field-strength measurements, inverse of linear distance-squared for power-density measurements).

Note 2: Test distance for frequencies at below 30 MHz, measurements may be performed at a distance closer than the EUT limit distance; however, an attempt should be made to avoid making measurements in the near field. When performing measurements below 30 MHz at a closer distance than the limit distance, the results shall be extrapolated to the specified distance by either making measurements at a minimum of two or more distances on at least one radial to determine the proper extrapolation factor or by using the square of an inverse linear distance extrapolation factor (40 dB/decade). The test report shall specify the extrapolation method used to determine compliance of the EUT.

Note 3: Using the distance of 1m during the test for above 18 GHz, and the test value to correct for the distance factor at 3m.

3.6.2 Measuring Instruments

Refer a test equipment and calibration data table in this test report.

3.6.3 Test Procedures

Test Method	
▪ The average emission levels shall be measured in [duty cycle ≥ 98 or duty factor].	
▪ Refer as ANSI C63.10, clause 6.10.3 band-edge testing shall be performed at the lowest frequency channel and highest frequency channel within the allowed operating band.	
▪ For the transmitter unwanted emissions shall be measured using following options below:	
	▪ Refer as KDB 558074, clause 8.6 (11.12 of ANSI C63.10) for restricted frequency bands.
▪ For the transmitter band-edge emissions shall be measured using following options below:	
	▪ Refer as KDB 558074 clause 8.7.1, When the performing peak or average radiated measurements, emissions within 2 MHz of the authorized band edge may be measured using the marker-delta method described below.
	▪ Refer as KDB 558074, clause 8.7.2 (6.10.6 of ANSI C63.10) for marker-delta method for band-edge measurements.
	▪ Refer as KDB 558074, clause 8.7.3 for narrower resolution bandwidth (100kHz) using the band power and summing the spectral levels.
▪ Use the following spectrum analyzer settings:	
	▪ Set RBW=100 kHz for f < 1 GHz; VBW=3 * RBW; Sweep = auto; Detector function = peak; Trace = max hold.
	▪ Set RBW = 1 MHz, VBW= 3MHz for f ≥ 1 GHz for peak measurement. For average measurement, refer as 1.1.4.
▪ KDB 414788 Open-Field Test Sites and Chamber Correlation Justification.	
	▪ Based on FCC 15.31(f)(2): measurements may be performed at a distance closer than that specified in regulations; however, an attempt should be made to avoid making measurements in the near field.
	▪ Open-field site and chamber correlation testing had been performed and chamber measured test result is the worst case test result.

3.6.4 Measurement Results Calculation

The measured Level is calculated using:
Corrected Reading: Raw(Read Level) + AF(Antenna Factor) + CL(Cable Loss) - PA(Preamp Factor)

3.6.5 Test Setup

Emissions in Restricted Frequency Bands

9kHz ~30MHz

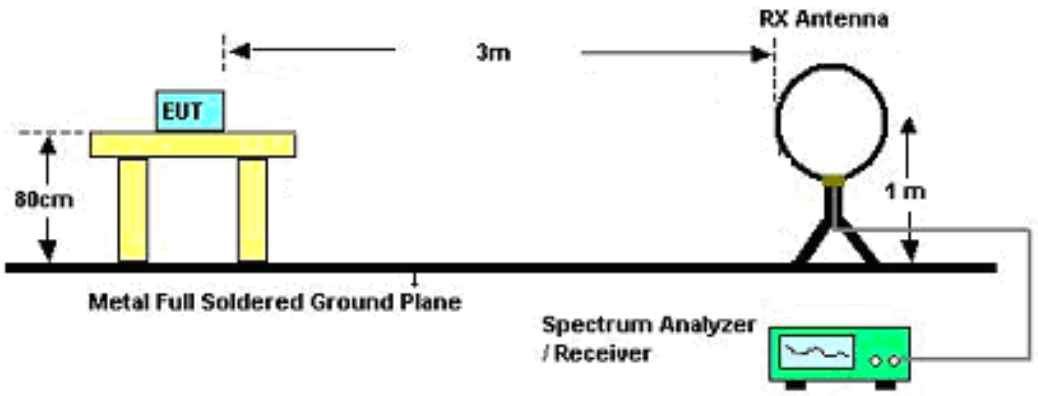

30MHz~1GHz

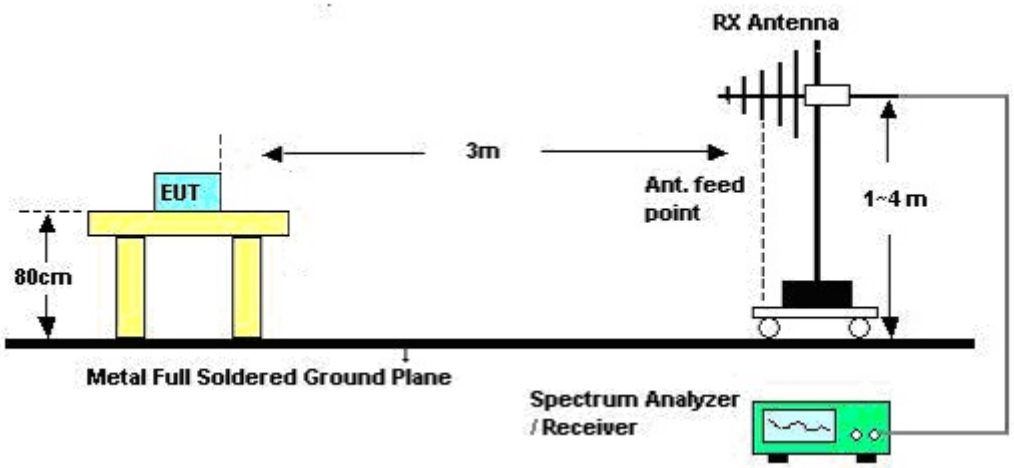

Above 1GHz

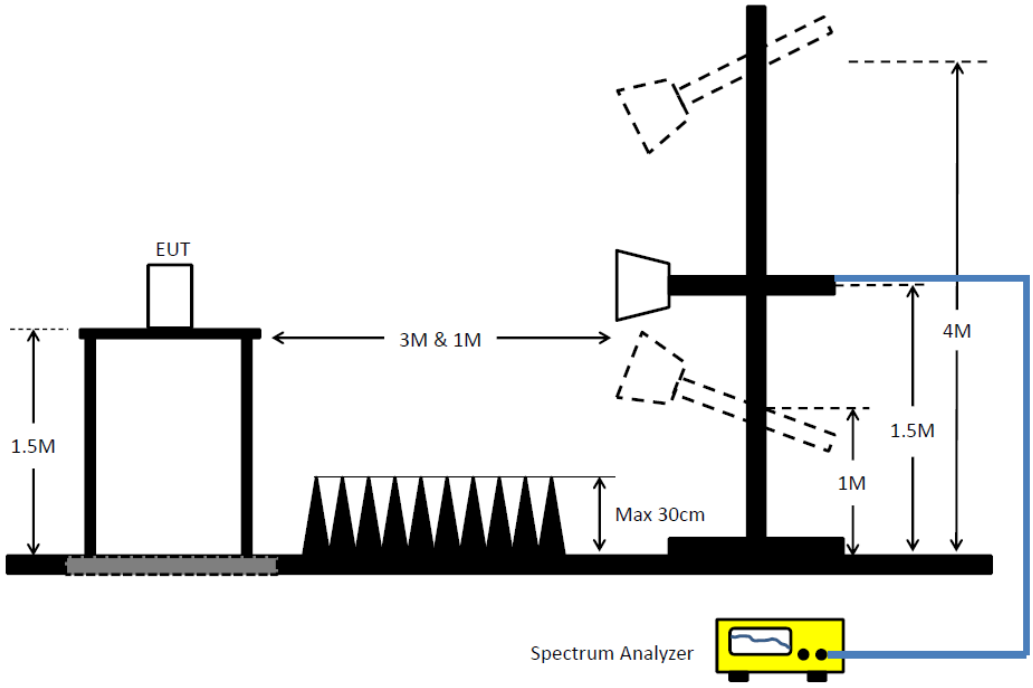

3.6.6 Test Result of Emissions in Restricted Frequency Bands (Below 30MHz)

The amplitude of spurious emissions which are attenuated by more than 20dB below the permissible value has no need to be reported.

3.6.7 Test Result of Emissions in Restricted Frequency Bands

Refer as Appendix F

4 Test Equipment and Calibration Data

Instrument for AC Conduction

Instrument	Manufacturer /Brand	Model No.	Serial No.	Spec.	Calibration Date	Calibration Due Date
EMI Test Receiver	R&S	ESR3	102051	9kHz ~ 3.6GHz	29/May/2020	28/May/2021
LISN	R&S	ENV216	101295	9kHz ~ 30MHz	11/Nov/2020	10/Nov/2021
RF Cable 5m	TITAN	TITAN	CO04-cable-01	0.1MHz~200MHz	03/Mar/2021	02/Mar/2022
Impuls Begrenzer Pulse Limiter	SCHWARZBECK	VTSD 9561-F	9561-F041	9kHz ~ 30MHz	21/Sep/2020	20/Sep/2021

Instrument for Conducted Test

Instrument	Manufacturer /Brand	Model No.	Serial No.	Spec.	Calibration Date	Calibration Due Date
Signal Analyzer	R&S	FSV 40	101029	10Hz~40GHz	19/Oct/2020	18/Oct/2021
SMB100A Signal Generator	R&S	SMB100A03	181147	100kHz~40GHz	20/Oct/2020	19/Oct/2021
Pulse Sensor	Anritsu	MA2411B	0917017	300MHz~40GHz	23/Feb/2021	22/Feb/2022
Power Meter	Anritsu	ML2495A	0949003	300MHz~40GHz	23/Feb/2021	22/Feb/2022
Signal Analyzer	R&S	FSV 40	101029	10Hz~40GHz	19/Oct/2020	18/Oct/2021

Instrument for Radiated Test

Instrument	Manufacturer /Brand	Model No.	Serial No.	Spec.	Calibration Date	Calibration Due Date
3m Semi Anechoic Chamber	SIDT FRANKONIA	SAC-3M	03CH02-HY	30MHz~1GHz 3m	04/Aug/2020	03/Aug/2021
3m Semi Anechoic Chamber	SIDT FRANKONIA	SAC-3M	03CH02-HY	1GHz~18GHz 3m	02/Aug/2020	01/Aug/2021
Signal Analyzer	R&S	FSV40	101500	10Hz~40GHz	19/Aug/2020	18/Aug/2021
Amplifier	Agilent	8447D	2944A11149	100kHz~1.3GHz	30/Jun/2020	29/Jun/2021
Microwave Preamplifier	Agilent	8449B	3008A02373	1GHz~18GHz	23/Oct/2020	22/Oct/2021
Bilog Antenna & 5dB Attenuator	SCHAFFNER / MTJ	CBL 6112B / MTJ6102-05	2723 / 2	30MHz~1GHz	06/Sep/2020	05/Sep/2021
Double Ridged Guide Horn Antenna	SCHWARZBEC	BBHA 9120 D	BBHA 9120 D 01543	1GHz~18GHz	09/Jun/2020	08/Jun/2021
RF Cable-R03m	Jye Bao	RG142	CB017	9kHz~30MHz	20/Jun/2020	19/Jun/2021
RF Cable-R03m	Jye Bao	RG142	CB017	30MHz~1GHz	25/Mar/2020	24/Mar/2021
RF Cable-R03m	HUBER+ SUHNER	SUCOFLEX104	805193/4+805192/4	1GHz~40GHz	08/Apr/2020	07/Apr/2021
Broadband Horn Antenna	SCHWARZBECK	BBHA 9170	BBHA 9170339	15GHz~40GHz	14/Apr/2020	13/Apr/2021
Microwave Premplifier	EMC INSTRUMENTS	EM18G40G	060604	18GHz ~ 40GHz	09/Mar/2021	08/Mar/2022
Preamplifier	MITEQ	TTA1840-35-HG	1864481	18GHz~40GHz	10/Mar/2020	09/Mar/2021
Preamplifier	MITEQ	TTA1840-35-HG	1864481	18GHz~40GHz	18/Mar/2021	17/Mar/2022
Loop Antenna	Teseq	HLA 6120	24155	9kHz~30MHz	13/Apr/2020	12/Apr/2021
EMI Test Receiver	R&S	ESR3	102051	9kHz~3.6GHz	29/May/2020	28/May/2021

Summary

Mode	Result	Type	Freq (Hz)	Level (dBuV)	Limit (dBuV)	Margin (dB)	Condition
Mode 1	Pass	QP	158.622k	53.99	65.54	-11.55	Neutral

Mode Configure

Mode	Result	Type	Freq (Hz)	Level (dBuV)	Limit (dBuV)	Margin (dB)	Condition	Comments
Mode 1	Pass	QP	158.622k	53.57	65.54	-11.97	Line	-
Mode 1	Pass	AV	158.622k	34.20	55.54	-21.34	Line	-
Mode 1	Pass	QP	272.991k	40.49	61.03	-20.54	Line	-
Mode 1	Pass	AV	272.991k	29.31	51.03	-21.72	Line	-
Mode 1	Pass	QP	316.443k	41.28	59.80	-18.52	Line	-
Mode 1	Pass	AV	316.443k	32.02	49.80	-17.78	Line	-
Mode 1	Pass	QP	1.775M	30.39	56.00	-25.61	Line	-
Mode 1	Pass	AV	1.775M	22.17	46.00	-23.83	Line	-
Mode 1	Pass	QP	3.851M	35.09	56.00	-20.91	Line	-
Mode 1	Pass	AV	3.851M	27.26	46.00	-18.74	Line	-
Mode 1	Pass	QP	7.236M	25.84	60.00	-34.16	Line	-
Mode 1	Pass	AV	7.236M	21.11	50.00	-28.89	Line	-
Mode 1	Pass	QP	158.622k	53.99	65.54	-11.55	Neutral	-
Mode 1	Pass	AV	158.622k	34.76	55.54	-20.78	Neutral	-
Mode 1	Pass	QP	289.837k	42.03	60.53	-18.50	Neutral	-
Mode 1	Pass	AV	289.837k	33.50	50.53	-17.03	Neutral	-
Mode 1	Pass	QP	571.327k	33.31	56.00	-22.69	Neutral	-
Mode 1	Pass	AV	571.327k	25.20	46.00	-20.80	Neutral	-
Mode 1	Pass	QP	2.329M	31.89	56.00	-24.11	Neutral	-
Mode 1	Pass	AV	2.329M	26.02	46.00	-19.98	Neutral	-
Mode 1	Pass	QP	4.138M	38.48	56.00	-17.52	Neutral	-
Mode 1	Pass	AV	4.138M	32.09	46.00	-13.91	Neutral	-
Mode 1	Pass	QP	6.762M	29.94	60.00	-30.06	Neutral	-
Mode 1	Pass	AV	6.762M	25.32	50.00	-24.68	Neutral	-

Conducted Emissions at Powerline_Mode 1

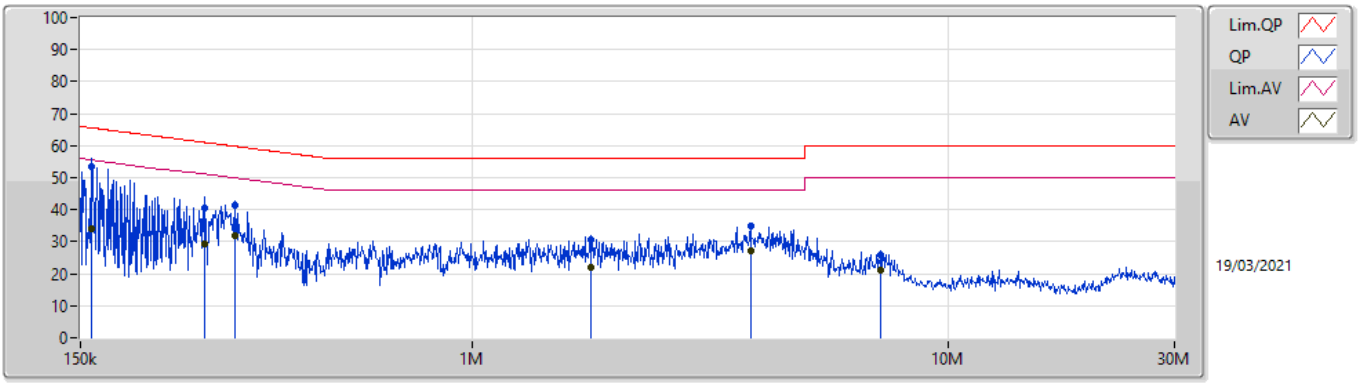

Type	Freq	Level	Limit	Margin	Factor	Condition	Comment	Raw	LISN	CL	AT
	(Hz)	(dBuV)	(dBuV)	(dB)	(dB)			(dBuV)	(dB)	(dB)	(dB)
QP	158.622k	53.57	65.54	-11.97	19.63	Line	-	33.94	9.69	0.04	9.90
AV	158.622k	34.20	55.54	-21.34	19.63	Line	-	14.57	9.69	0.04	9.90
QP	272.991k	40.49	61.03	-20.54	19.63	Line	-	20.86	9.68	0.05	9.90
AV	272.991k	29.31	51.03	-21.72	19.63	Line	-	9.68	9.68	0.05	9.90
QP	316.443k	41.28	59.80	-18.52	19.62	Line	-	21.66	9.67	0.05	9.90
AV	316.443k	32.02	49.80	-17.78	19.62	Line	-	12.40	9.67	0.05	9.90
QP	1.775M	30.39	56.00	-25.61	19.58	Line	-	10.81	9.68	0.10	9.80
AV	1.775M	22.17	46.00	-23.83	19.58	Line	-	2.59	9.68	0.10	9.80
QP	3.851M	35.09	56.00	-20.91	19.72	Line	-	15.37	9.69	0.14	9.89
AV	3.851M	27.26	46.00	-18.74	19.72	Line	-	7.54	9.69	0.14	9.89
QP	7.236M	25.84	60.00	-34.16	19.79	Line	-	6.05	9.71	0.18	9.90
AV	7.236M	21.11	50.00	-28.89	19.79	Line	-	1.32	9.71	0.18	9.90

Conducted Emissions at Powerline_Mode 1

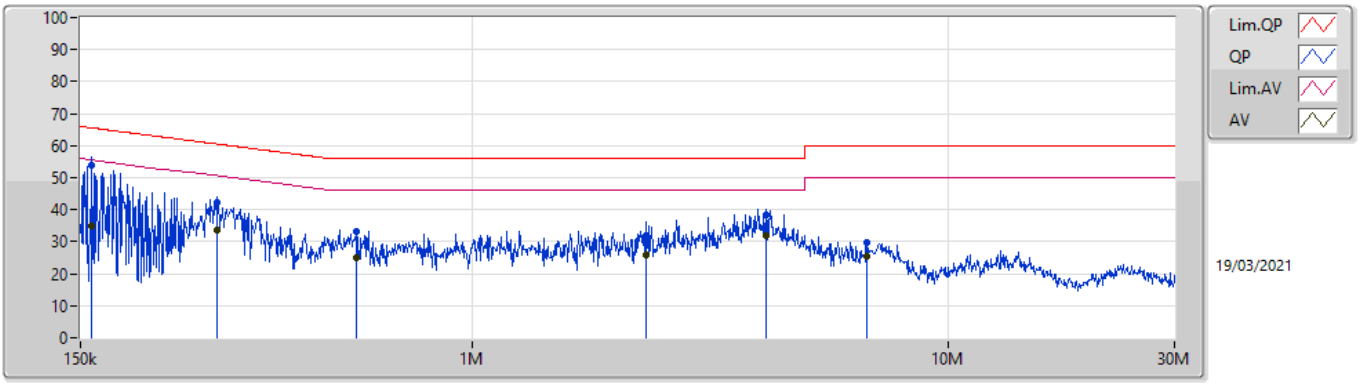

Type	Freq	Level	Limit	Margin	Factor	Condition	Comment	Raw	LISN	CL	AT
	(Hz)	(dBuV)	(dBuV)	(dB)	(dB)			(dBuV)	(dB)	(dB)	(dB)
QP	158.622k	53.99	65.54	-11.55	19.63	Neutral	-	34.36	9.69	0.04	9.90
AV	158.622k	34.76	55.54	-20.78	19.63	Neutral	-	15.13	9.69	0.04	9.90
QP	289.837k	42.03	60.53	-18.50	19.62	Neutral	-	22.41	9.67	0.05	9.90
AV	289.837k	33.50	50.53	-17.03	19.62	Neutral	-	13.88	9.67	0.05	9.90
QP	571.327k	33.31	56.00	-22.69	19.60	Neutral	-	13.71	9.67	0.07	9.86
AV	571.327k	25.20	46.00	-20.80	19.60	Neutral	-	5.60	9.67	0.07	9.86
QP	2.329M	31.89	56.00	-24.11	19.61	Neutral	-	12.28	9.68	0.11	9.82
AV	2.329M	26.02	46.00	-19.98	19.61	Neutral	-	6.41	9.68	0.11	9.82
QP	4.138M	38.48	56.00	-17.52	19.73	Neutral	-	18.75	9.69	0.14	9.90
AV	4.138M	32.09	46.00	-13.91	19.73	Neutral	-	12.36	9.69	0.14	9.90
QP	6.762M	29.94	60.00	-30.06	19.78	Neutral	-	10.16	9.71	0.17	9.90
AV	6.762M	25.32	50.00	-24.68	19.78	Neutral	-	5.54	9.71	0.17	9.90

Summary

Mode	Max-N dB (Hz)	Max-OBW (Hz)	ITU-Code	Min-N dB (Hz)	Min-OBW (Hz)
2.4-2.4835GHz	-	-	-	-	-
802.11b_Nss1,(1Mbps)_1TX	10.075M	15.417M	15M4G1D	10.075M	14.593M
802.11g_Nss1,(6Mbps)_1TX	15.775M	18.016M	18M0D1D	15.1M	16.442M
VHT20_Nss1,(MCS0)_2TX	16.8M	25.237M	25M2D1D	15.125M	17.641M
VHT40_Nss1,(MCS0)_2TX	35.15M	36.282M	36M3D1D	35M	36.182M

Max-N dB = Maximum 6dB down bandwidth; Max-OBW = Maximum 99% occupied bandwidth;
Min-N dB = Minimum 6dB down bandwidth; Min-OBW = Minimum 99% occupied bandwidth

Result

Mode	Result	Limit (Hz)	Port 1-N dB (Hz)	Port 1-OBW (Hz)	Port 2-N dB (Hz)	Port 2-OBW (Hz)
802.11b_Nss1,(1Mbps)_1TX	-	-	-	-	-	-
2412MHz	Pass	500k	10.075M	14.593M		
2437MHz	Pass	500k	10.075M	15.417M		
2462MHz	Pass	500k	10.075M	14.868M		
802.11g_Nss1,(6Mbps)_1TX	-	-	-	-	-	-
2412MHz	Pass	500k	15.775M	16.492M		
2437MHz	Pass	500k	15.1M	18.016M		
2462MHz	Pass	500k	15.65M	16.442M		
VHT20_Nss1,(MCS0)_2TX	-	-	-	-	-	-
2412MHz	Pass	500k	16.8M	17.641M	16M	17.641M
2437MHz	Pass	500k	15.325M	20.715M	16.275M	25.237M
2462MHz	Pass	500k	16.475M	17.691M	15.125M	17.641M
VHT40_Nss1,(MCS0)_2TX	-	-	-	-	-	-
2422MHz	Pass	500k	35M	36.182M	35.15M	36.232M
2437MHz	Pass	500k	35M	36.282M	35.05M	36.182M
2452MHz	Pass	500k	35M	36.182M	35.15M	36.182M

Port X-N dB = Port X 6dB down bandwidth;
Port X-OBW = Port X 99% occupied bandwidth

802.11b_Nss1,(1Mbps)_1TX

EBW

2412MHz

22/03/2021

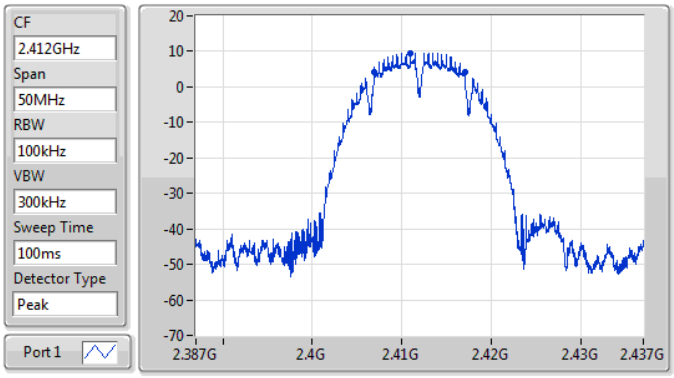

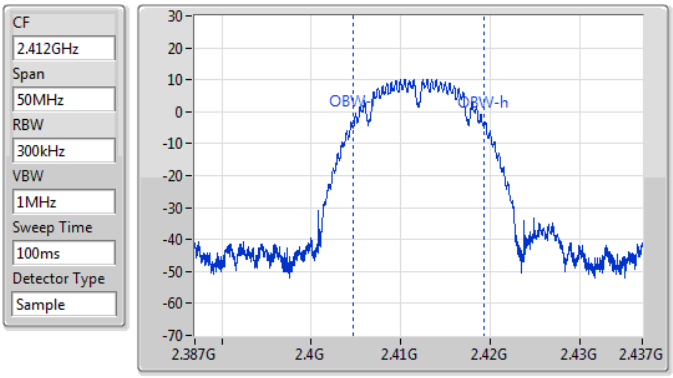

6dB(Hz)	Fl-6dB(Hz)	Fh-6dB(Hz)	OBW(Hz)	Fl-OBW(Hz)	Fh-OBW(Hz)	Limit(Hz)	Port
10.075M	2.40695G	2.417025G	14.593M	2.404679G	2.419271G	500k	1

802.11b_Nss1,(1Mbps)_1TX

EBW

2437MHz

22/03/2021

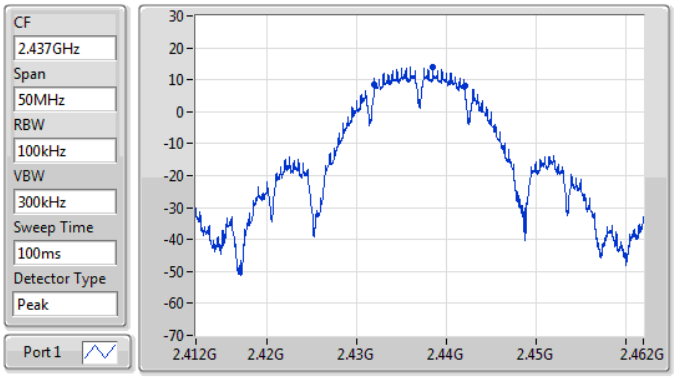

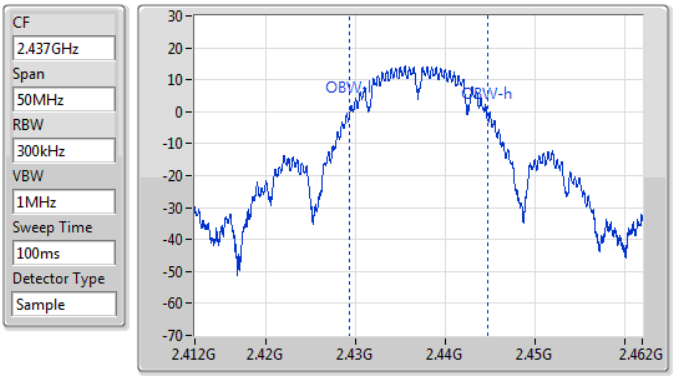

6dB(Hz)	Fl-6dB(Hz)	Fh-6dB(Hz)	OBW(Hz)	Fl-OBW(Hz)	Fh-OBW(Hz)	Limit(Hz)	Port
10.075M	2.43195G	2.442025G	15.417M	2.429329G	2.444746G	500k	1

802.11b_Nss1,(1Mbps)_1TX EBW

2462MHz

22/03/2021

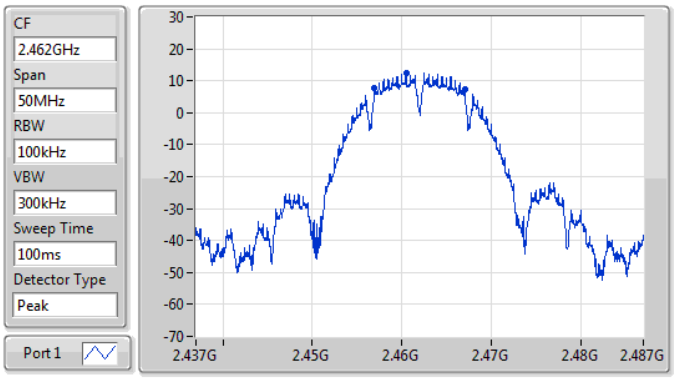

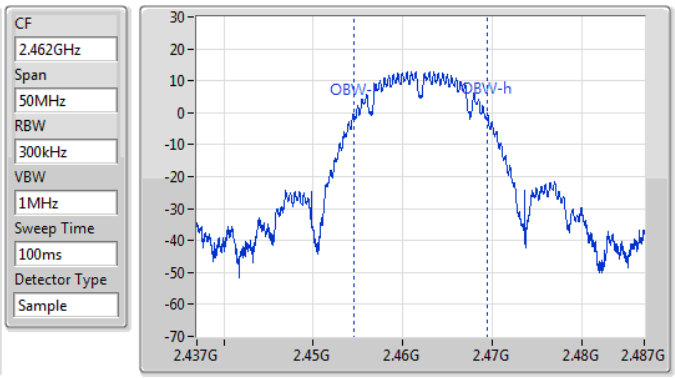

6dB(Hz)	Fl-6dB(Hz)	Fh-6dB(Hz)	OBW(Hz)	Fl-OBW(Hz)	Fh-OBW(Hz)	Limit(Hz)	Port
10.075M	2.45695G	2.467025G	14.868M	2.454554G	2.469421G	500k	1

802.11g_Nss1,(6Mbps)_1TX EBW

2412MHz

22/03/2021

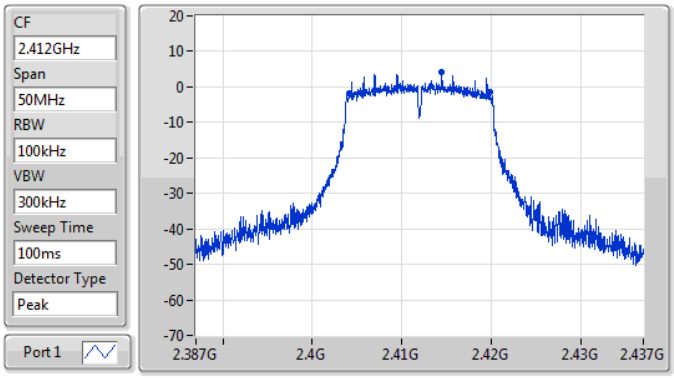

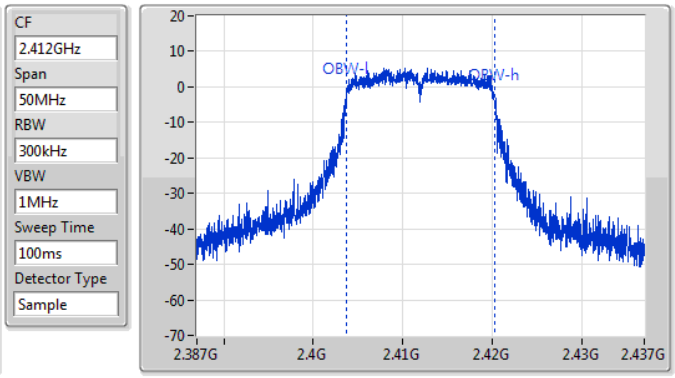

6dB(Hz)	Fl-6dB(Hz)	Fh-6dB(Hz)	OBW(Hz)	Fl-OBW(Hz)	Fh-OBW(Hz)	Limit(Hz)	Port
15.775M	2.4041G	2.419875G	16.492M	2.403729G	2.420221G	500k	1

802.11g_Nss1,(6Mbps)_1TX EBW

2437MHz

22/03/2021

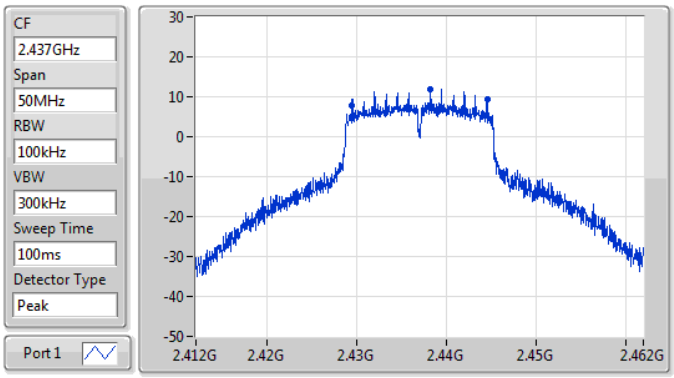

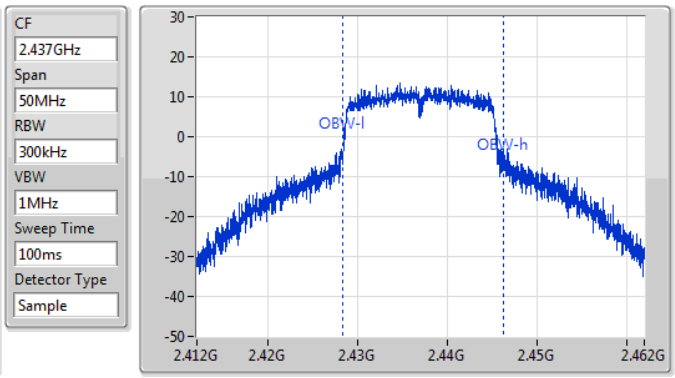

6dB(Hz)	Fl-6dB(Hz)	Fh-6dB(Hz)	OBW(Hz)	Fl-OBW(Hz)	Fh-OBW(Hz)	Limit(Hz)	Port
15.1M	2.429425G	2.444525G	18.016M	2.428229G	2.446245G	500k	1

802.11g_Nss1,(6Mbps)_1TX EBW

2462MHz

22/03/2021

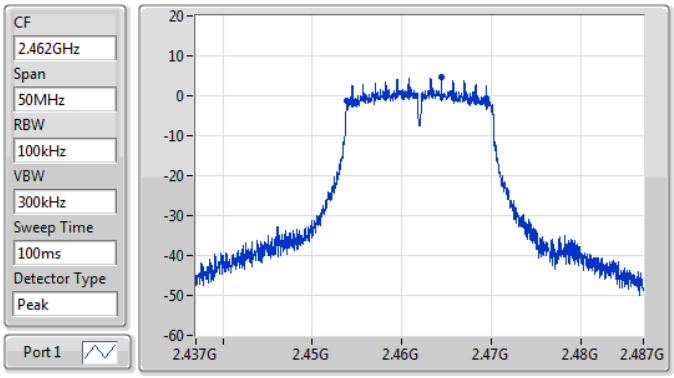

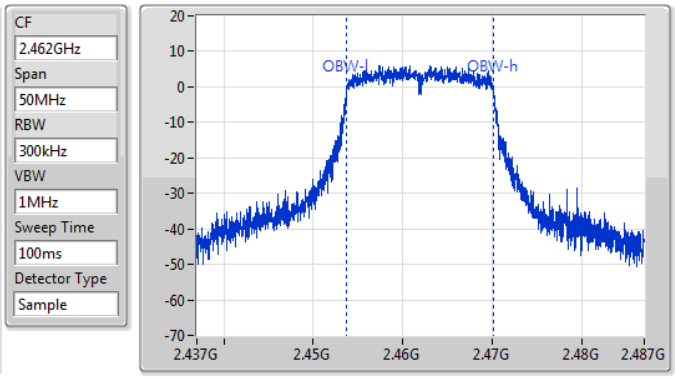

6dB(Hz)	Fl-6dB(Hz)	Fh-6dB(Hz)	OBW(Hz)	Fl-OBW(Hz)	Fh-OBW(Hz)	Limit(Hz)	Port
15.65M	2.45385G	2.4695G	16.442M	2.453729G	2.470171G	500k	1

VHT20_Nss1,(MCS0)_2TX

EBW

2412MHz

22/03/2021

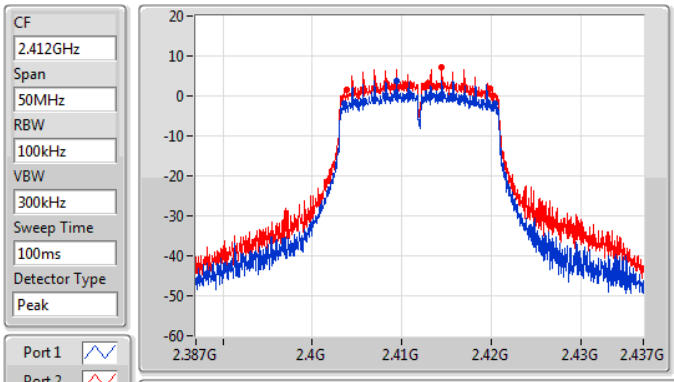

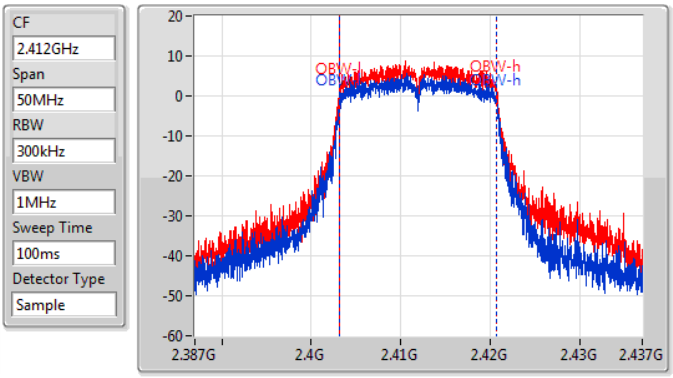

6dB(Hz)	Fl-6dB(Hz)	Fh-6dB(Hz)	OBW(Hz)	Fl-OBW(Hz)	Fh-OBW(Hz)	Limit(Hz)	Port
16.8M	2.403575G	2.420375G	17.641M	2.403129G	2.420771G	500k	1
16M	2.40385G	2.41985G	17.641M	2.403129G	2.420771G	500k	2

VHT20_Nss1,(MCS0)_2TX

EBW

2437MHz

22/03/2021

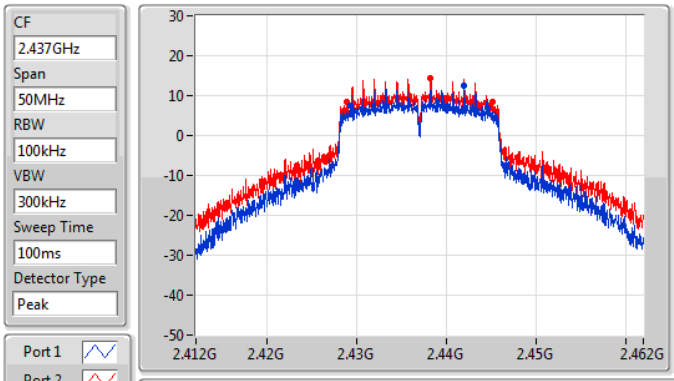

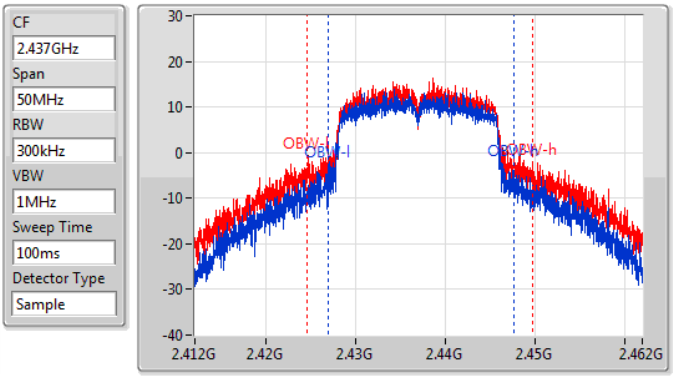

6dB(Hz)	Fl-6dB(Hz)	Fh-6dB(Hz)	OBW(Hz)	Fl-OBW(Hz)	Fh-OBW(Hz)	Limit(Hz)	Port
15.325M	2.429225G	2.44455G	20.715M	2.42688G	2.447595G	500k	1
16.275M	2.42885G	2.445125G	25.237M	2.424506G	2.449744G	500k	2

VHT20_Nss1,(MCS0)_2TX

EBW

2462MHz

22/03/2021

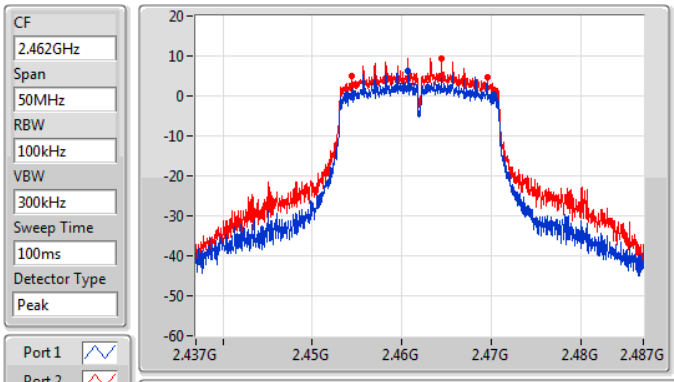

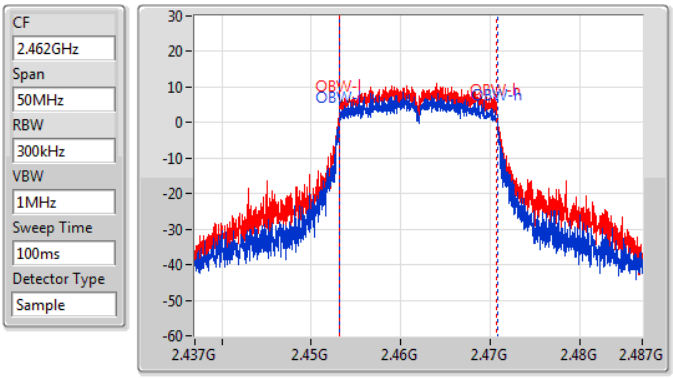

6dB(Hz)	Fl-6dB(Hz)	Fh-6dB(Hz)	OBW(Hz)	Fl-OBW(Hz)	Fh-OBW(Hz)	Limit(Hz)	Port
16.475M	2.453875G	2.47035G	17.691M	2.453104G	2.470796G	500k	1
15.125M	2.454425G	2.46955G	17.641M	2.453129G	2.470771G	500k	2

VHT40_Nss1,(MCS0)_2TX

EBW

2422MHz

22/03/2021

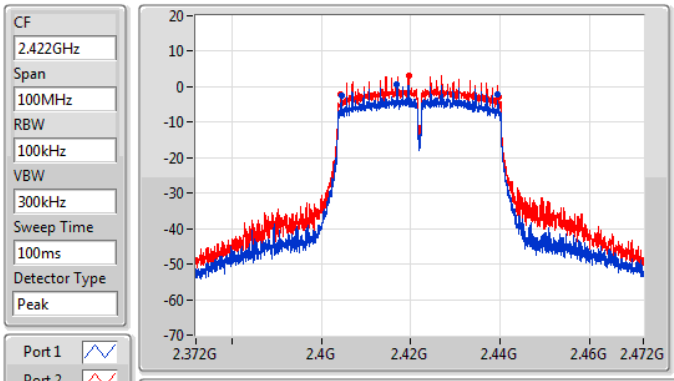

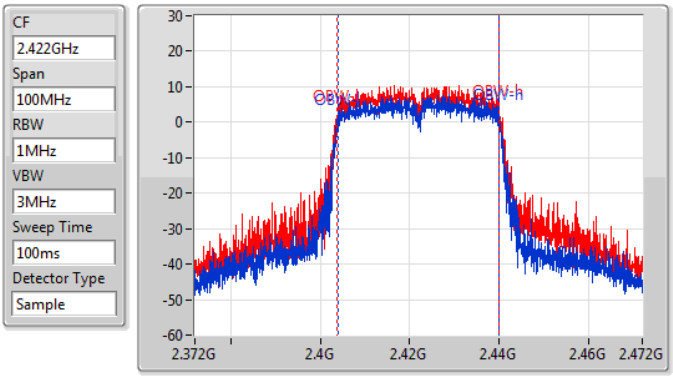

6dB(Hz)	Fl-6dB(Hz)	Fh-6dB(Hz)	OBW(Hz)	Fl-OBW(Hz)	Fh-OBW(Hz)	Limit(Hz)	Port
35M	2.4045G	2.4395G	36.182M	2.403909G	2.440091G	500k	1
35.15M	2.4044G	2.43955G	36.232M	2.403859G	2.440091G	500k	2

VHT40_Nss1,(MCS0)_2TX

EBW

2437MHz

22/03/2021

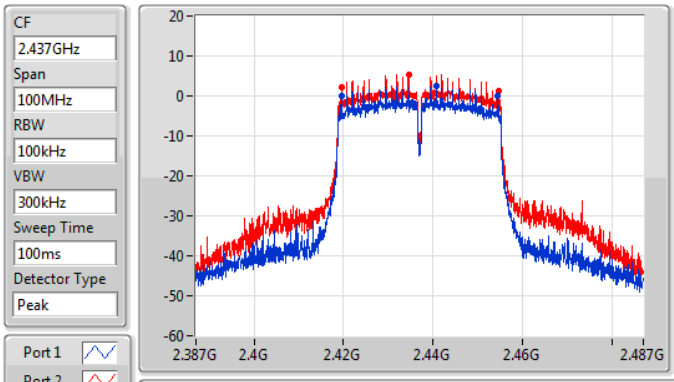

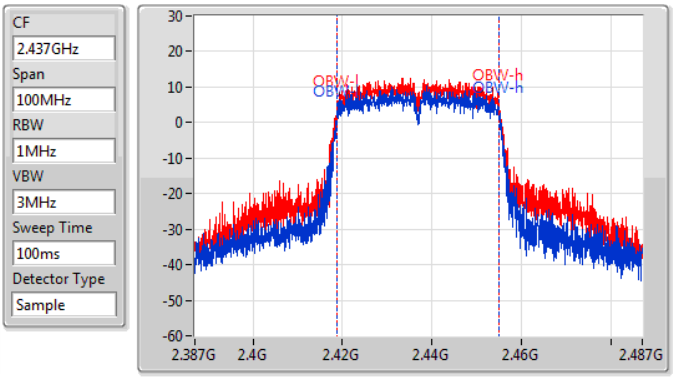

6dB(Hz)	Fl-6dB(Hz)	Fh-6dB(Hz)	OBW(Hz)	Fl-OBW(Hz)	Fh-OBW(Hz)	Limit(Hz)	Port
35M	2.4195G	2.4545G	36.282M	2.418809G	2.455091G	500k	1
35.05M	2.4195G	2.45455G	36.182M	2.418809G	2.454991G	500k	2

VHT40_Nss1,(MCS0)_2TX

EBW

2452MHz

22/03/2021

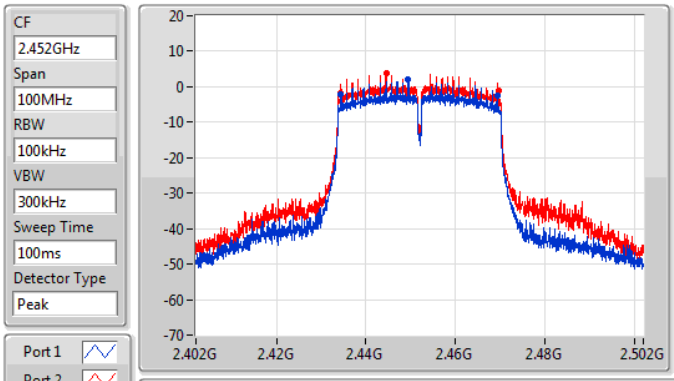

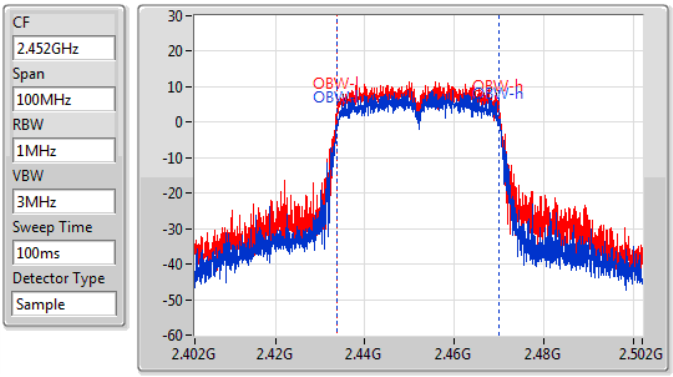

6dB(Hz)	Fl-6dB(Hz)	Fh-6dB(Hz)	OBW(Hz)	Fl-OBW(Hz)	Fh-OBW(Hz)	Limit(Hz)	Port
35M	2.43445G	2.46945G	36.182M	2.433859G	2.470041G	500k	1
35.15M	2.4344G	2.46955G	36.182M	2.433809G	2.469991G	500k	2

Summary

Mode	Total Power (dBm)	Total Power (W)
2.4-2.4835GHz	-	-
802.11b_Nss1,(1Mbps)_1TX	23.73	0.23605
802.11g_Nss1,(6Mbps)_1TX	22.48	0.17701
VHT20_Nss1,(MCS0)_2TX	27.43	0.55335
VHT40_Nss1,(MCS0)_2TX	20.85	0.12162

Result

Mode	Result	DG (dBi)	Port 1 (dBm)	Port 2 (dBm)	Total Power (dBm)	Power Limit (dBm)
802.11b_Nss1,(1Mbps)_1TX	-	-	-	-	-	-
2412MHz	Pass	3.54	19.63		19.63	30.00
2417MHz	Pass	3.54	20.14		20.14	30.00
2437MHz	Pass	3.54	23.73		23.73	30.00
2457MHz	Pass	3.54	23.22		23.22	30.00
2462MHz	Pass	3.54	22.18		22.18	30.00
802.11g_Nss1,(6Mbps)_1TX	-	-	-	-	-	-
2412MHz	Pass	3.54	15.29		15.29	30.00
2417MHz	Pass	3.54	19.95		19.95	30.00
2437MHz	Pass	3.54	22.48		22.48	30.00
2457MHz	Pass	3.54	19.44		19.44	30.00
2462MHz	Pass	3.54	15.97		15.97	30.00
VHT20_Nss1,(MCS0)_2TX	-	-	-	-	-	-
2412MHz	Pass	3.54	15.14	18.00	19.81	30.00
2417MHz	Pass	3.54	19.01	21.47	23.42	30.00
2437MHz	Pass	3.54	23.49	25.18	27.43	30.00
2457MHz	Pass	3.54	20.32	22.55	24.59	30.00
2462MHz	Pass	3.54	17.34	20.05	21.91	30.00
VHT40_Nss1,(MCS0)_2TX	-	-	-	-	-	-
2422MHz	Pass	3.54	13.80	16.61	18.44	30.00
2427MHz	Pass	3.54	14.88	17.60	19.46	30.00
2437MHz	Pass	3.54	16.33	18.96	20.85	30.00
2447MHz	Pass	3.54	15.79	18.35	20.27	30.00
2452MHz	Pass	3.54	15.09	17.60	19.53	30.00

DG = Directional Gain; Port X = Port X output power

Summary

Mode	PD (dBm/RBW)
2.4-2.4835GHz	-
802.11b_Nss1,(1Mbps)_1TX	-1.07
802.11g_Nss1,(6Mbps)_1TX	-1.62
VHT20_Nss1,(MCS0)_2TX	0.53
VHT40_Nss1,(MCS0)_2TX	-7.58

RBW = 3kHz;

Result

Mode	Result	DG (dBi)	Port 1 (dBm/RBW)	Port 2 (dBm/RBW)	PD (dBm/RBW)	PD Limit (dBm/RBW)
802.11b_Nss1,(1Mbps)_1TX	-	-	-	-	-	-
2412MHz	Pass	3.54	-5.33		-5.33	8.00
2437MHz	Pass	3.54	-1.07		-1.07	8.00
2462MHz	Pass	3.54	-2.92		-2.92	8.00
802.11g_Nss1,(6Mbps)_1TX	-	-	-	-	-	-
2412MHz	Pass	3.54	-11.03		-11.03	8.00
2437MHz	Pass	3.54	-1.62		-1.62	8.00
2462MHz	Pass	3.54	-9.79		-9.79	8.00
VHT20_Nss1,(MCS0)_2TX	-	-	-	-	-	-
2412MHz	Pass	6.38	-10.81	-6.74	-6.11	7.62
2437MHz	Pass	6.38	-3.30	-0.46	0.53	7.62
2462MHz	Pass	6.38	-8.37	-4.74	-3.18	7.62
VHT40_Nss1,(MCS0)_2TX	-	-	-	-	-	-
2422MHz	Pass	6.38	-13.96	-11.78	-10.25	7.62
2437MHz	Pass	6.38	-12.34	-9.24	-7.58	7.62
2452MHz	Pass	6.38	-12.75	-10.98	-9.04	7.62

DG = Directional Gain; RBW = 3kHz;
PD = trace bin-by-bin of each transmits port summing can be performed maximum power density; Port X = Port X Power Density;

802.11b_Nss1,(1Mbps)_1TX PSD

2412MHz

22/03/2021

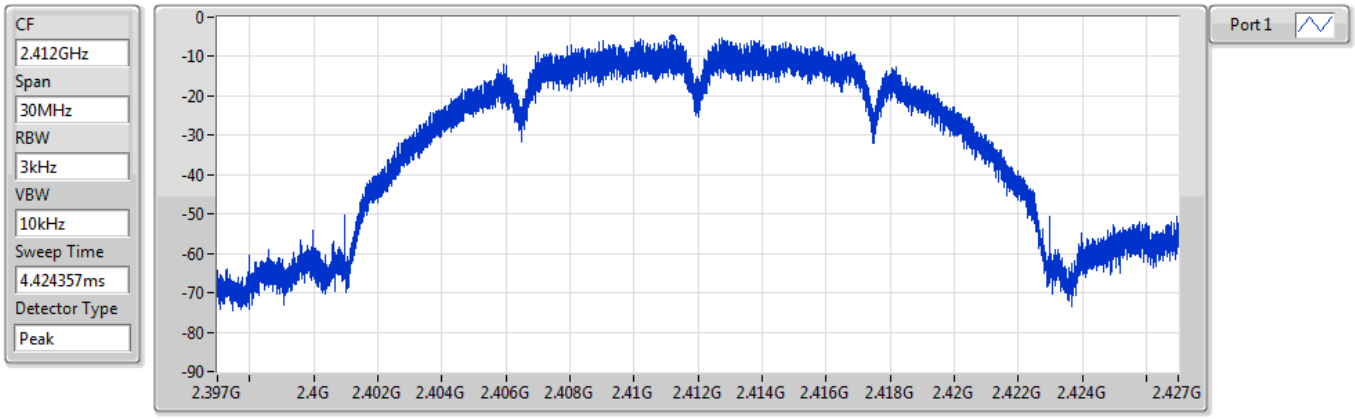

Sum	PD	Port 1
(dBm/RBW)	(dBm/RBW)	(dBm/RBW)
-5.33	-5.33	-5.33

802.11b_Nss1,(1Mbps)_1TX PSD

2437MHz

22/03/2021

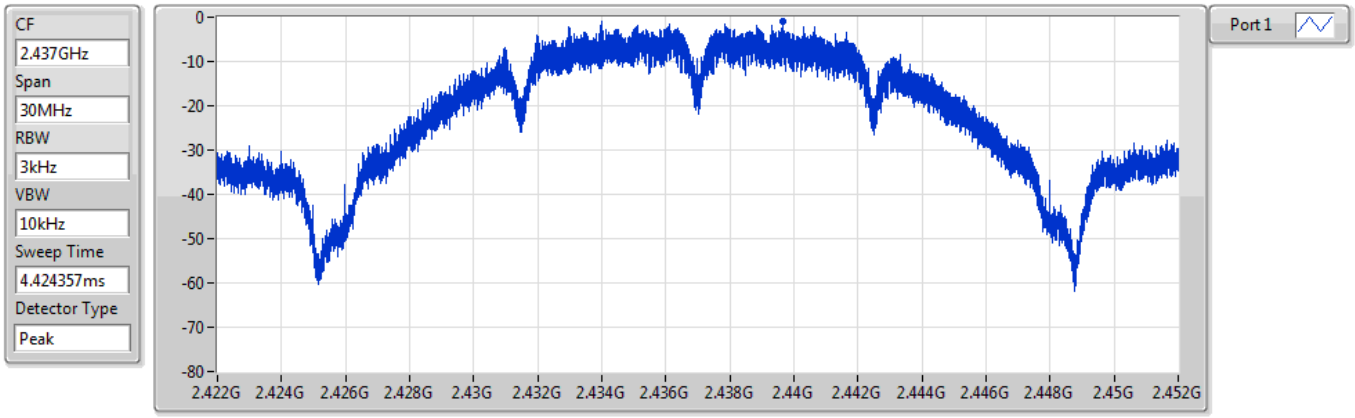

Sum	PD	Port 1
(dBm/RBW)	(dBm/RBW)	(dBm/RBW)
-1.07	-1.07	-1.07

802.11b_Nss1,(1Mbps)_1TX PSD

2462MHz

22/03/2021

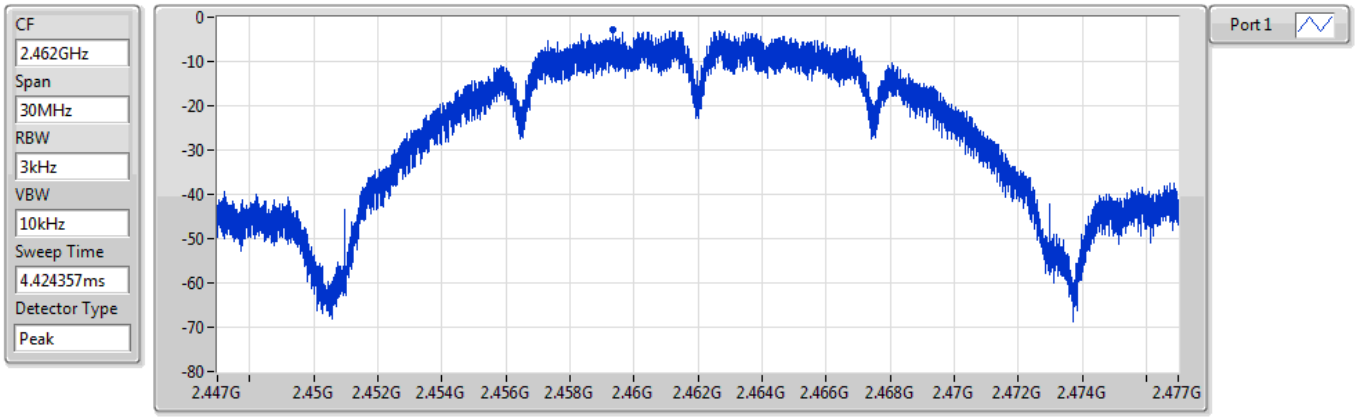

Sum	PD	Port 1
(dBm/RBW)	(dBm/RBW)	(dBm/RBW)
-2.92	-2.92	-2.92

802.11g_Nss1,(6Mbps)_1TX PSD

2412MHz

22/03/2021

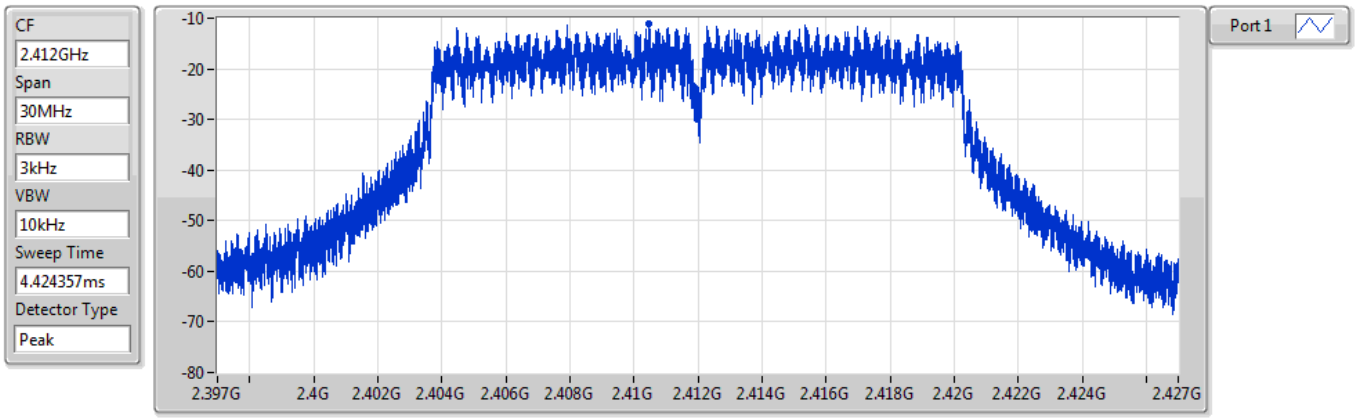

Sum	PD	Port 1
(dBm/RBW)	(dBm/RBW)	(dBm/RBW)
-11.03	-11.03	-11.03

802.11g_Nss1,(6Mbps)_1TX PSD

2437MHz

22/03/2021

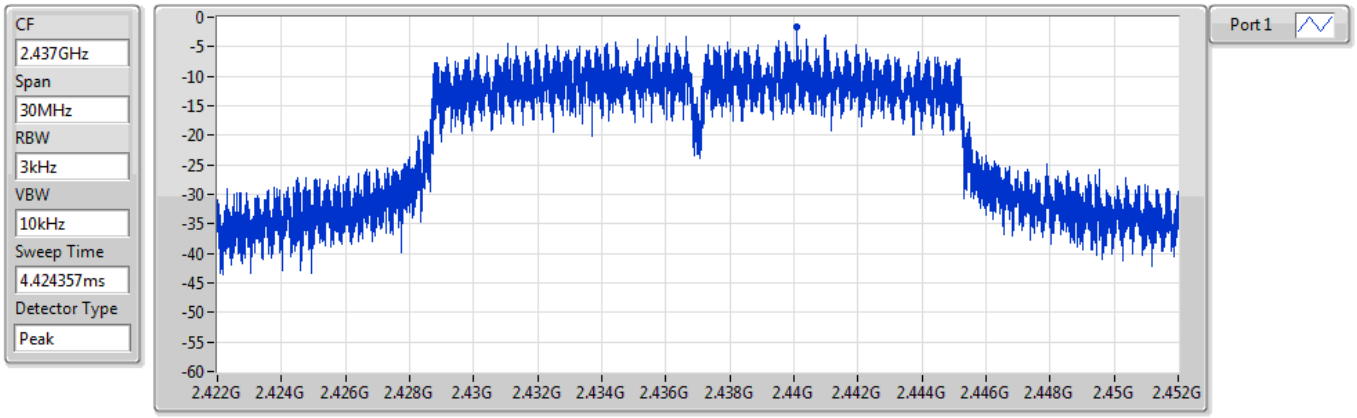

Sum	PD	Port 1
(dBm/RBW)	(dBm/RBW)	(dBm/RBW)
-1.62	-1.62	-1.62

802.11g_Nss1,(6Mbps)_1TX PSD

2462MHz

22/03/2021

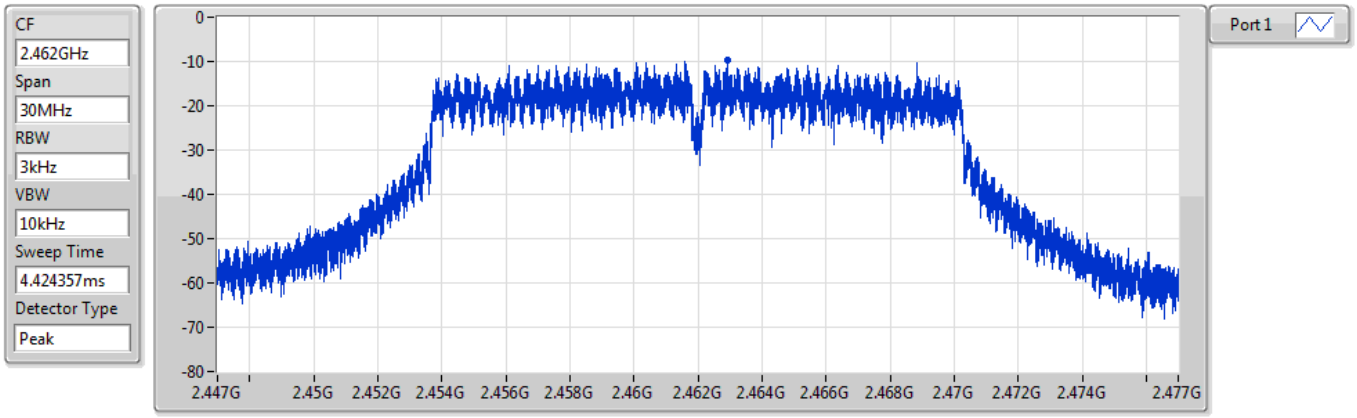

Sum	PD	Port 1
(dBm/RBW)	(dBm/RBW)	(dBm/RBW)
-9.79	-9.79	-9.79

VHT20_Nss1,(MCS0)_2TX PSD

2412MHz

22/03/2021

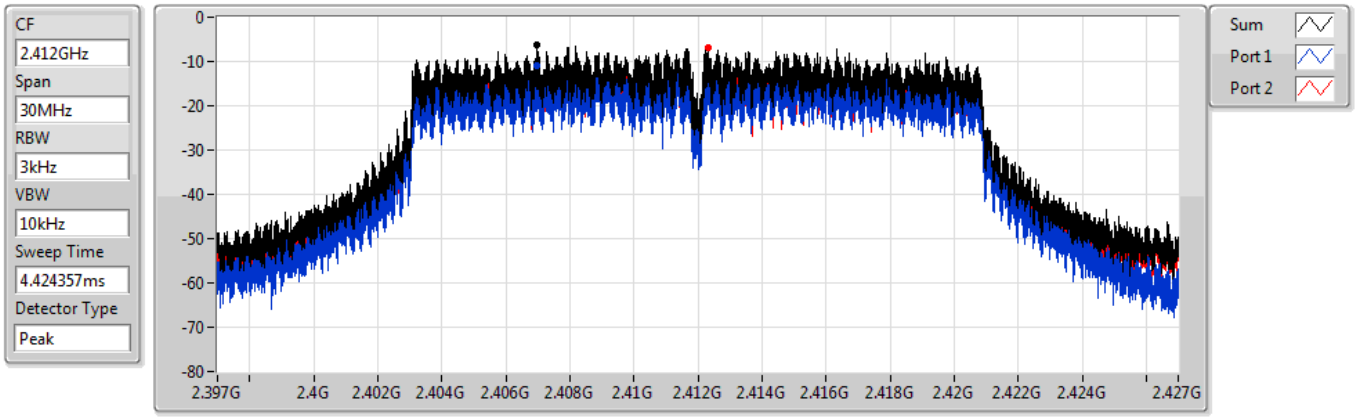

Sum	PD	Port 1	Port 2
(dBm/RBW)	(dBm/RBW)	(dBm/RBW)	(dBm/RBW)
-6.11	-6.11	-10.81	-6.74

VHT20_Nss1,(MCS0)_2TX PSD

2437MHz

22/03/2021

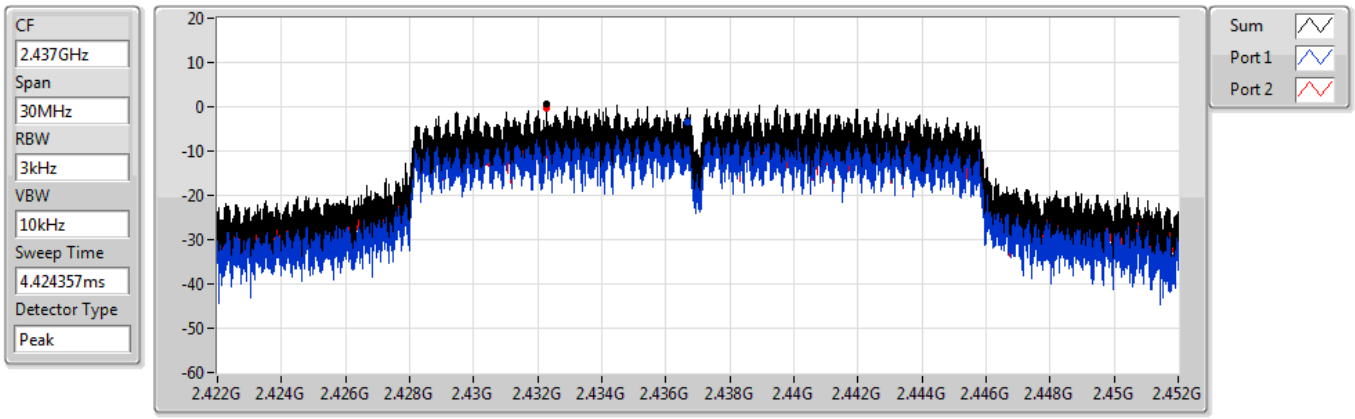

Sum	PD	Port 1	Port 2
(dBm/RBW)	(dBm/RBW)	(dBm/RBW)	(dBm/RBW)
0.53	0.53	-3.30	-0.46

VHT20_Nss1,(MCS0)_2TX PSD

2462MHz

22/03/2021

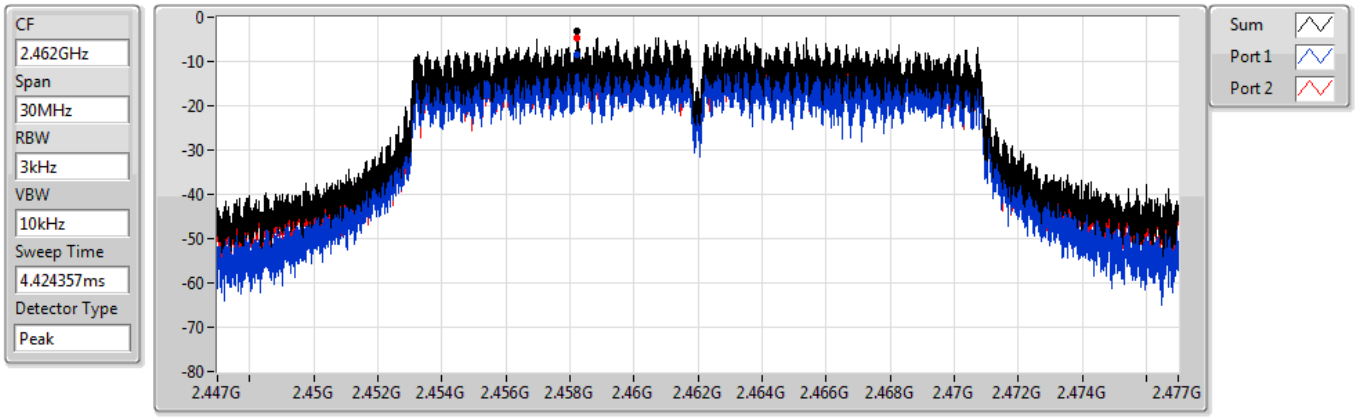

Sum	PD	Port 1	Port 2
(dBm/RBW)	(dBm/RBW)	(dBm/RBW)	(dBm/RBW)
-3.18	-3.18	-8.37	-4.74

VHT40_Nss1,(MCS0)_2TX PSD

2422MHz

22/03/2021

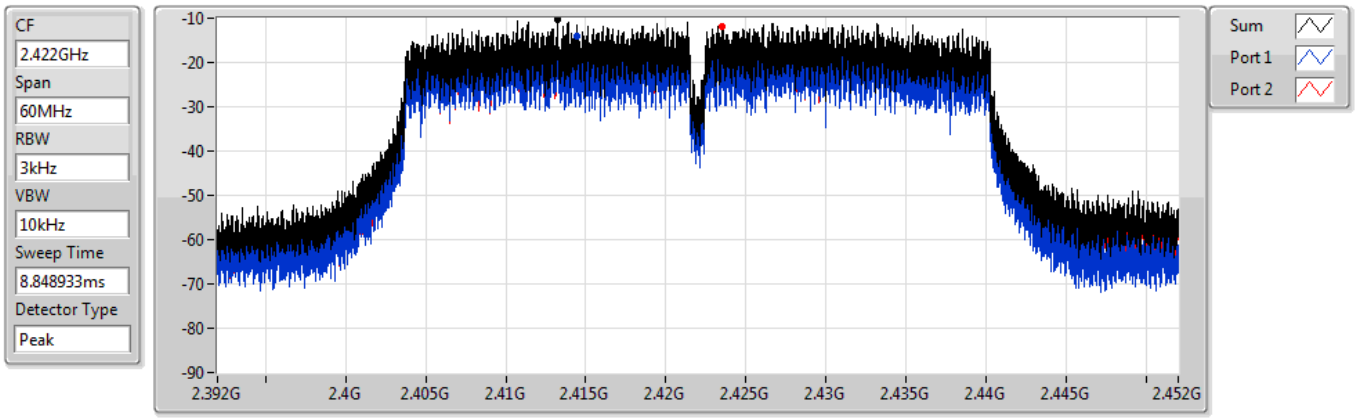

Sum	PD	Port 1	Port 2
(dBm/RBW)	(dBm/RBW)	(dBm/RBW)	(dBm/RBW)
-10.25	-10.25	-13.96	-11.78

VHT40_Nss1,(MCS0)_2TX PSD

2437MHz

22/03/2021

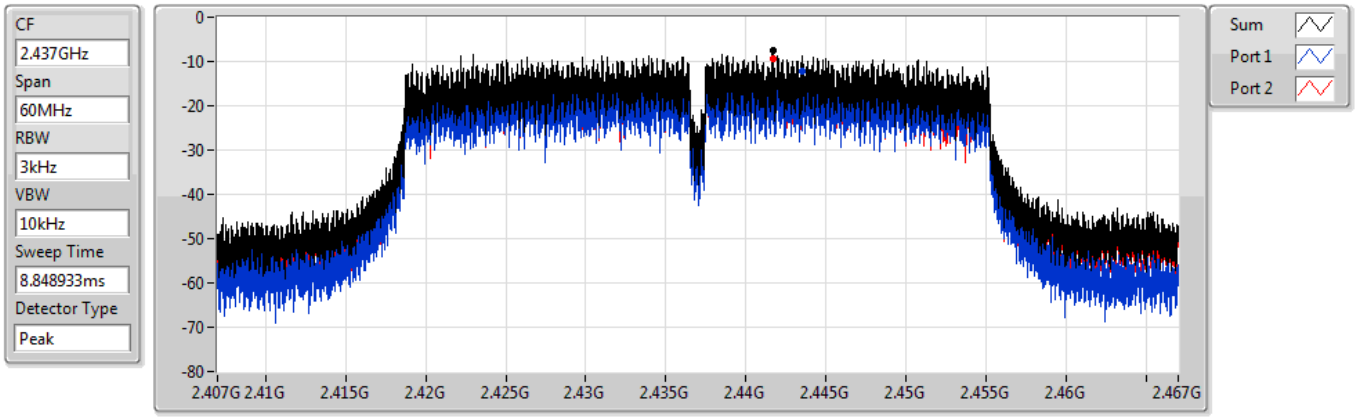

Sum	PD	Port 1	Port 2
(dBm/RBW)	(dBm/RBW)	(dBm/RBW)	(dBm/RBW)
-7.58	-7.58	-12.34	-9.24

VHT40_Nss1,(MCS0)_2TX PSD

2452MHz

22/03/2021

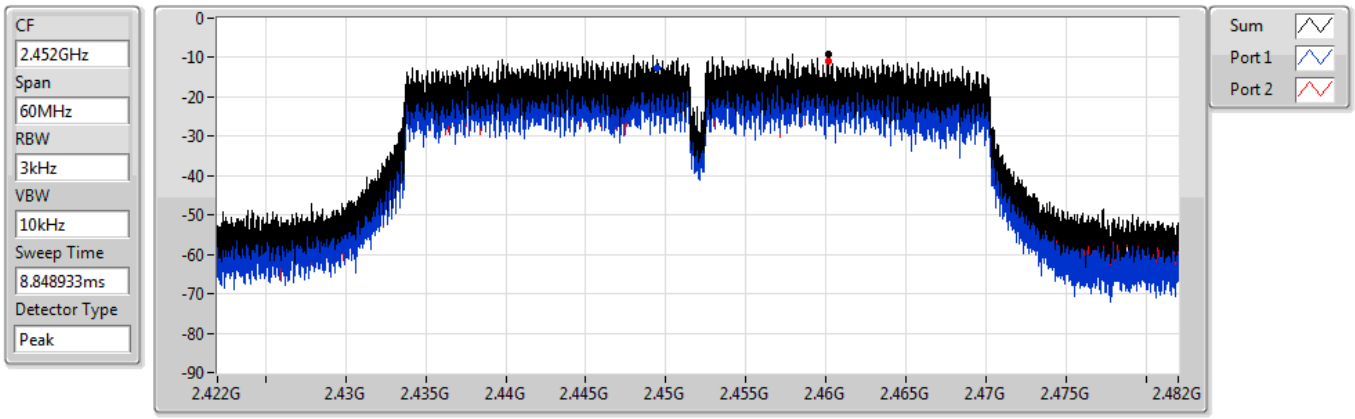

Sum	PD	Port 1	Port 2
(dBm/RBW)	(dBm/RBW)	(dBm/RBW)	(dBm/RBW)
-9.04	-9.04	-12.75	-10.98

Summary

Mode	Result	Ref (Hz)	Ref (dBm)	Limit (dBm)	Freq (Hz)	Level (dBm)	Freq (Hz)	Level (dBm)	Freq (Hz)	Level (dBm)	Freq (Hz)	Level (dBm)	Freq (Hz)	Level (dBm)	Port
2.4-2.4835GHz	-	-	-	-	-	-	-	-	-	-	-	-	-	-	-
802.11b_Nss1,(1Mbps)_1TX	Pass	2.43499G	13.96	-16.04	2.15409G	-53.62	2.39998G	-36.67	2.4G	-37.31	2.4845G	-47.92	24.96629G	-41.65	1
802.11g_Nss1,(6Mbps)_1TX	Pass	2.4357G	11.79	-18.21	2.30233G	-54.73	2.3979G	-32.58	2.4G	-32.88	2.48402G	-50.69	16.38307G	-42.65	1
VHT20_Nss1,(MCS0)_2TX	Pass	2.43194G	14.20	-15.80	2.12321G	-54.41	2.39984G	-25.72	2.4G	-29.96	2.4919G	-48.69	17.58556G	-42.75	2
VHT40_Nss1,(MCS0)_2TX	Pass	2.43449G	5.37	-24.63	2.3034G	-52.37	2.39948G	-30.50	2.4G	-38.23	2.48354G	-39.23	15.29341G	-42.15	2

Result

Mode	Result	Ref (Hz)	Ref (dBm)	Limit (dBm)	Freq (Hz)	Level (dBm)	Freq (Hz)	Level (dBm)	Freq (Hz)	Level (dBm)	Freq (Hz)	Level (dBm)	Freq (Hz)	Level (dBm)	Port
802.11b_Nss1,(1Mbps)_1TX	-	-	-	-	-	-	-	-	-	-	-	-	-	-	-
2412MHz	Pass	2.43499G	13.96	-16.04	2.16574G	-54.71	2.39998G	-37.33	2.4G	-43.19	2.50184G	-50.63	15.1862G	-42.26	1
2437MHz	Pass	2.43499G	13.96	-16.04	2.15409G	-53.62	2.39998G	-36.67	2.4G	-37.31	2.4845G	-47.92	24.96629G	-41.65	1
2462MHz	Pass	2.43499G	13.96	-16.04	2.19253G	-54.29	2.4G	-50.47	2.4835G	-39.27	2.48798G	-38.17	21.95724G	-41.50	1
802.11g_Nss1,(6Mbps)_1TX	-	-	-	-	-	-	-	-	-	-	-	-	-	-	-
2412MHz	Pass	2.4357G	11.79	-18.21	2.30233G	-54.73	2.3979G	-32.58	2.4G	-32.88	2.48402G	-50.69	16.38307G	-42.65	1
2437MHz	Pass	2.4357G	11.79	-18.21	2.18933G	-54.01	2.39822G	-36.73	2.4G	-39.40	2.48446G	-41.86	24.88481G	-42.81	1
2462MHz	Pass	2.4357G	11.79	-18.21	1.92021G	-54.17	2.39558G	-51.16	2.4835G	-44.27	2.4836G	-42.15	15.13563G	-42.32	1
VHT20_Nss1,(MCS0)_2TX	-	-	-	-	-	-	-	-	-	-	-	-	-	-	-
2412MHz	Pass	2.43194G	14.20	-15.80	2.08943G	-53.90	2.39984G	-31.41	2.4G	-33.23	2.49426G	-51.50	23.35922G	-42.31	1
2412MHz	Pass	2.43194G	14.20	-15.80	2.12321G	-54.41	2.39984G	-25.72	2.4G	-29.96	2.4919G	-48.69	17.58556G	-42.75	2
2437MHz	Pass	2.43194G	14.20	-15.80	2.11011G	-53.81	2.39764G	-36.31	2.4G	-37.24	2.48408G	-40.32	23.29179G	-42.29	1
2437MHz	Pass	2.43194G	14.20	-15.80	2.30292G	-51.58	2.3958G	-33.71	2.4G	-34.26	2.48352G	-37.64	24.35942G	-41.56	2
2462MHz	Pass	2.43194G	14.20	-15.80	2.17943G	-54.60	2.39998G	-50.64	2.4835G	-37.54	2.48452G	-37.65	15.20587G	-41.65	1
2462MHz	Pass	2.43194G	14.20	-15.80	2.1302G	-54.04	2.39998G	-51.02	2.4835G	-32.58	2.4836G	-31.48	15.22834G	-42.18	2
VHT40_Nss1,(MCS0)_2TX	-	-	-	-	-	-	-	-	-	-	-	-	-	-	-
2422MHz	Pass	2.43449G	5.37	-24.63	1.92011G	-54.79	2.39948G	-39.37	2.4G	-39.25	2.50514G	-51.53	24.74759G	-42.03	1
2422MHz	Pass	2.43449G	5.37	-24.63	2.30111G	-53.87	2.4G	-32.08	2.4G	-31.70	2.49278G	-49.63	16.50218G	-42.31	2
2437MHz	Pass	2.43449G	5.37	-24.63	2.09014G	-54.56	2.39952G	-36.83	2.4G	-42.35	2.4845G	-42.42	15.22049G	-42.53	1
2437MHz	Pass	2.43449G	5.37	-24.63	2.3034G	-52.37	2.39948G	-30.50	2.4G	-38.23	2.48354G	-39.23	15.29341G	-42.15	2
2452MHz	Pass	2.43449G	5.37	-24.63	2.30998G	-54.58	2.39768G	-48.48	2.4835G	-44.08	2.48442G	-42.28	15.20927G	-42.06	1
2452MHz	Pass	2.43449G	5.37	-24.63	2.15483G	-54.76	2.39948G	-44.15	2.4835G	-35.42	2.48354G	-33.24	16.35914G	-41.87	2

802.11b_Nss1,(1Mbps)_1TX **CSENdB**

2412MHz

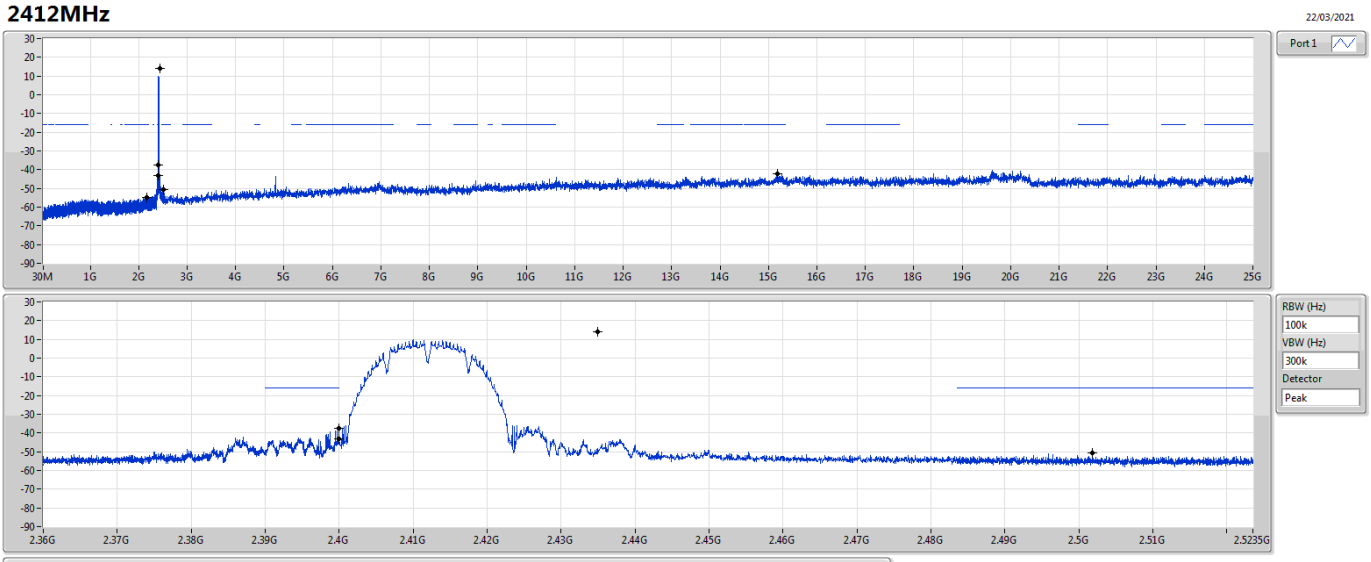

Ref(Hz)	Ref(dBm)	Limit(dBm)	Freq(Hz)	Level(dBm)	Freq(Hz)	Level(dBm)	Freq(Hz)	Level(dBm)	Freq(Hz)	Level(dBm)	Freq(Hz)	Level(dBm)	Port
2.43499G	13.96	-16.04	2.16574G	-54.71	2.39998G	-37.33	2.4G	-43.19	2.50184G	-50.63	15.1862G	-42.26	1

802.11b_Nss1,(1Mbps)_1TX **CSENdB**

2437MHz

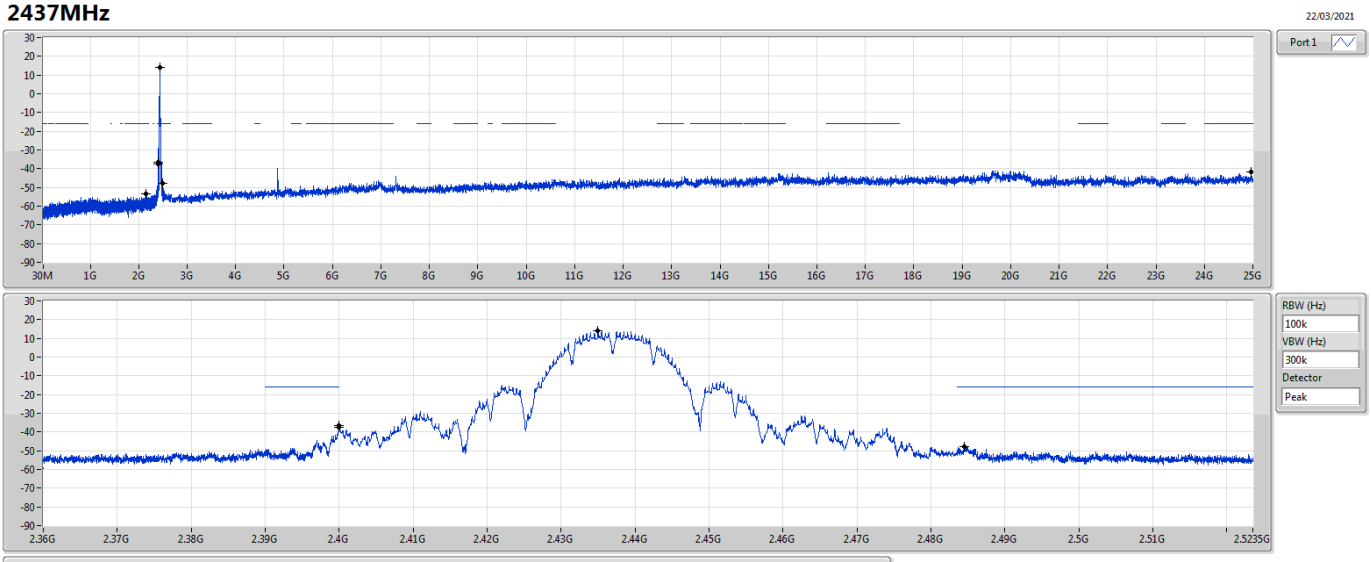

Ref(Hz)	Ref(dBm)	Limit(dBm)	Freq(Hz)	Level(dBm)	Freq(Hz)	Level(dBm)	Freq(Hz)	Level(dBm)	Freq(Hz)	Level(dBm)	Freq(Hz)	Level(dBm)	Port
2.43499G	13.96	-16.04	2.15409G	-53.62	2.39998G	-36.67	2.4G	-37.31	2.4845G	-47.92	24.96629G	-41.65	1

802.11b_Nss1,(1Mbps)_1TX **CSENdB**

2462MHz

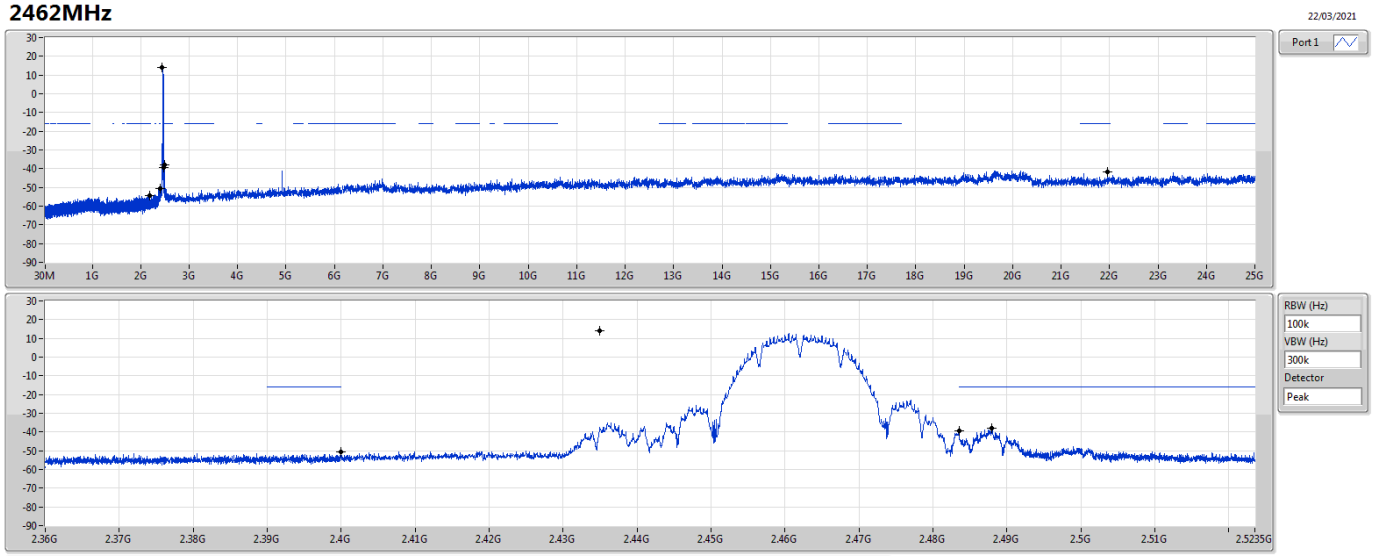

Ref(Hz)	Ref(dBm)	Limit(dBm)	Freq(Hz)	Level(dBm)	Freq(Hz)	Level(dBm)	Freq(Hz)	Level(dBm)	Freq(Hz)	Level(dBm)	Freq(Hz)	Level(dBm)	Port
2.43499G	13.96	-16.04	2.19253G	-54.29	2.4G	-50.47	2.4835G	-39.27	2.48798G	-38.17	21.95724G	-41.50	1

802.11g_Nss1,(6Mbps)_1TX **CSENdB**

2412MHz

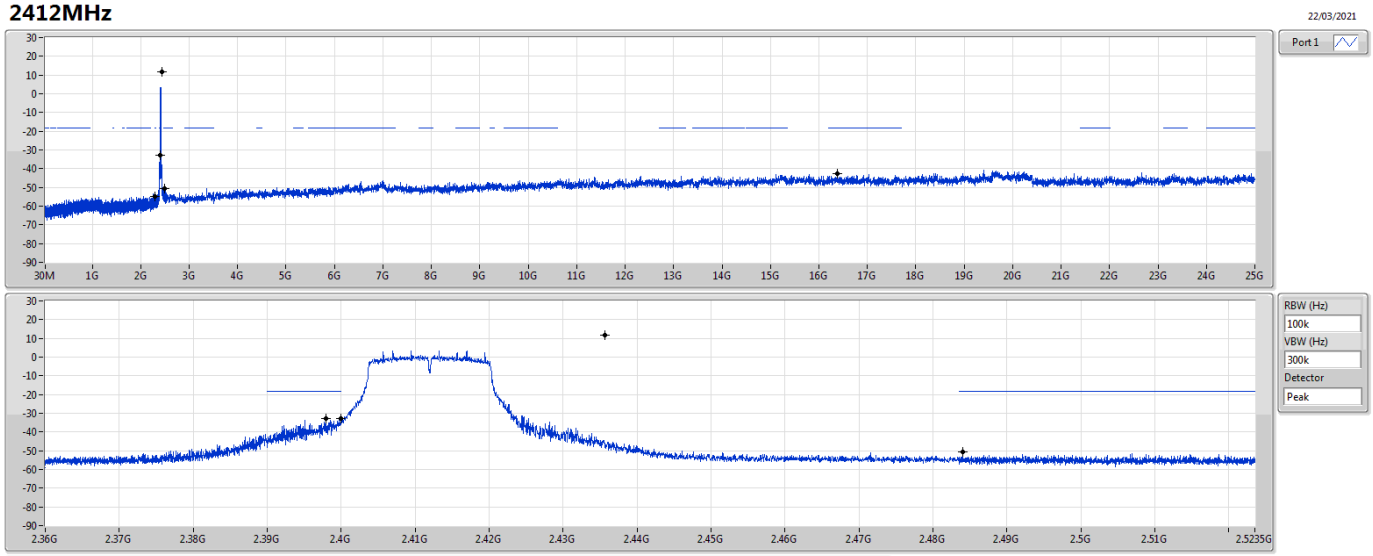

Ref(Hz)	Ref(dBm)	Limit(dBm)	Freq(Hz)	Level(dBm)	Freq(Hz)	Level(dBm)	Freq(Hz)	Level(dBm)	Freq(Hz)	Level(dBm)	Freq(Hz)	Level(dBm)	Port
2.4357G	11.79	-18.21	2.30233G	-54.73	2.3979G	-32.58	2.4G	-32.88	2.48402G	-50.69	16.38307G	-42.65	1

802.11g_Nss1,(6Mbps)_1TX **CSENdB**

2437MHz

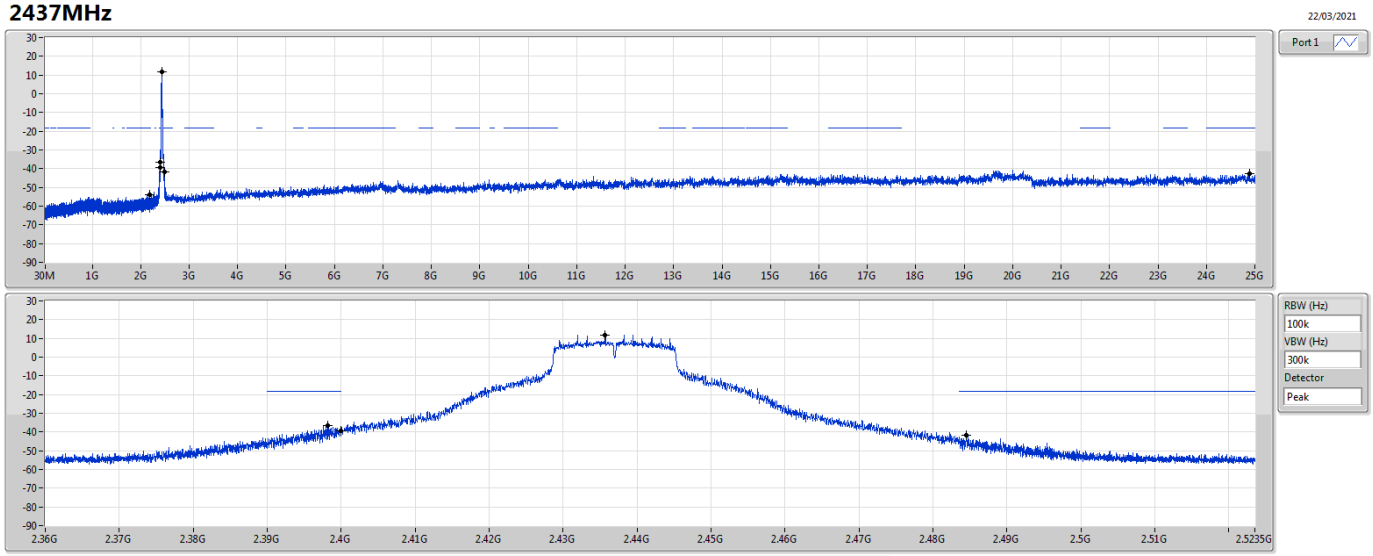

Ref(Hz)	Ref(dBm)	Limit(dBm)	Freq(Hz)	Level(dBm)	Freq(Hz)	Level(dBm)	Freq(Hz)	Level(dBm)	Freq(Hz)	Level(dBm)	Freq(Hz)	Level(dBm)	Port
2.4357G	11.79	-18.21	2.18933G	-54.01	2.39822G	-36.73	2.4G	-39.40	2.48446G	-41.86	24.88481G	-42.81	1

802.11g_Nss1,(6Mbps)_1TX **CSENdB**

2462MHz

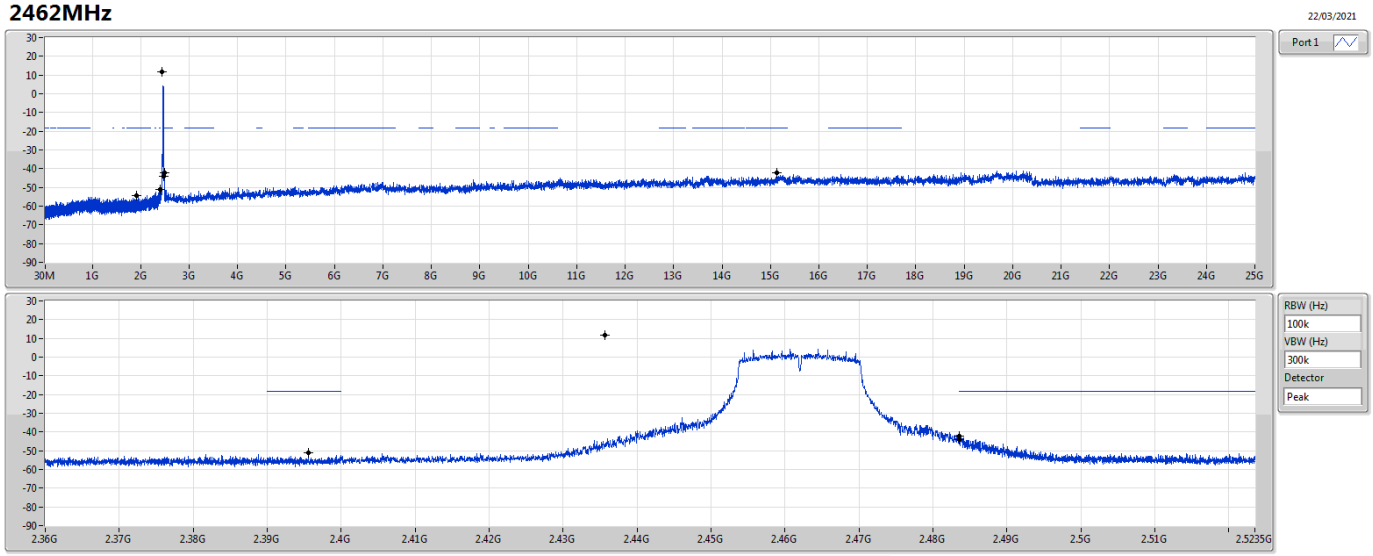

Ref(Hz)	Ref(dBm)	Limit(dBm)	Freq(Hz)	Level(dBm)	Freq(Hz)	Level(dBm)	Freq(Hz)	Level(dBm)	Freq(Hz)	Level(dBm)	Freq(Hz)	Level(dBm)	Port
2.4357G	11.79	-18.21	1.92021G	-54.17	2.39558G	-51.16	2.4835G	-44.27	2.4836G	-42.15	15.13563G	-42.32	1

VHT20_Nss1,(MCS0)_2TX **CSENdB**

2412MHz

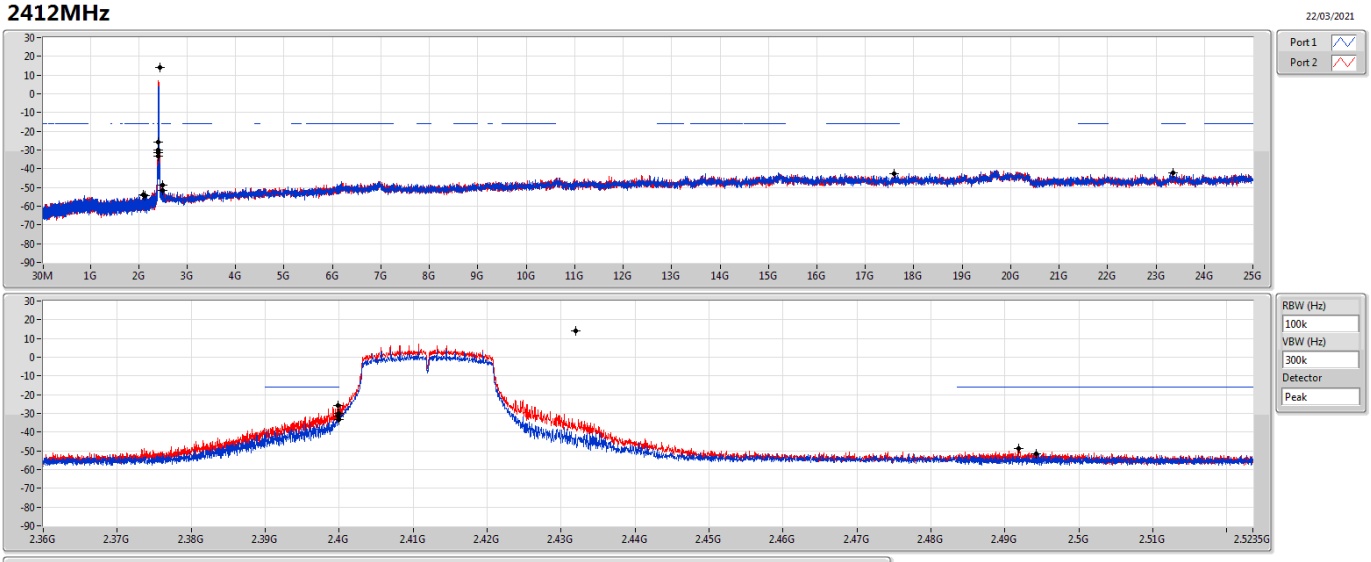

Ref(Hz)	Ref(dBm)	Limit(dBm)	Freq(Hz)	Level(dBm)	Freq(Hz)	Level(dBm)	Freq(Hz)	Level(dBm)	Freq(Hz)	Level(dBm)	Freq(Hz)	Level(dBm)	Port
2.43194G	14.20	-15.80	2.08943G	-53.90	2.39984G	-31.41	2.4G	-33.23	2.49426G	-51.50	23.35922G	-42.31	1
2.43194G	14.20	-15.80	2.12321G	-54.41	2.39984G	-25.72	2.4G	-29.96	2.4919G	-48.69	17.58556G	-42.75	2

VHT20_Nss1,(MCS0)_2TX **CSENdB**

2437MHz

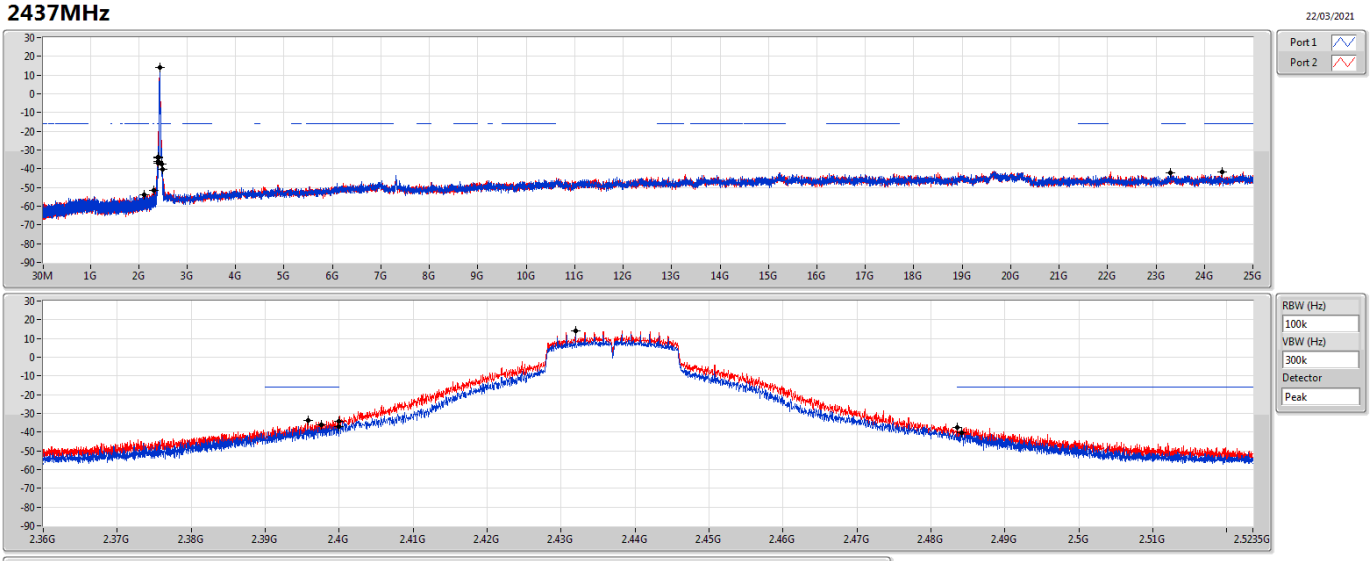

Ref(Hz)	Ref(dBm)	Limit(dBm)	Freq(Hz)	Level(dBm)	Freq(Hz)	Level(dBm)	Freq(Hz)	Level(dBm)	Freq(Hz)	Level(dBm)	Freq(Hz)	Level(dBm)	Port
2.43194G	14.20	-15.80	2.11011G	-53.81	2.39764G	-36.31	2.4G	-37.24	2.48408G	-40.32	23.29179G	-42.29	1
2.43194G	14.20	-15.80	2.30292G	-51.58	2.3958G	-33.71	2.4G	-34.26	2.48352G	-37.64	24.35942G	-41.56	2

VHT20_Nss1,(MCS0)_2TX **CSENdB**

2462MHz

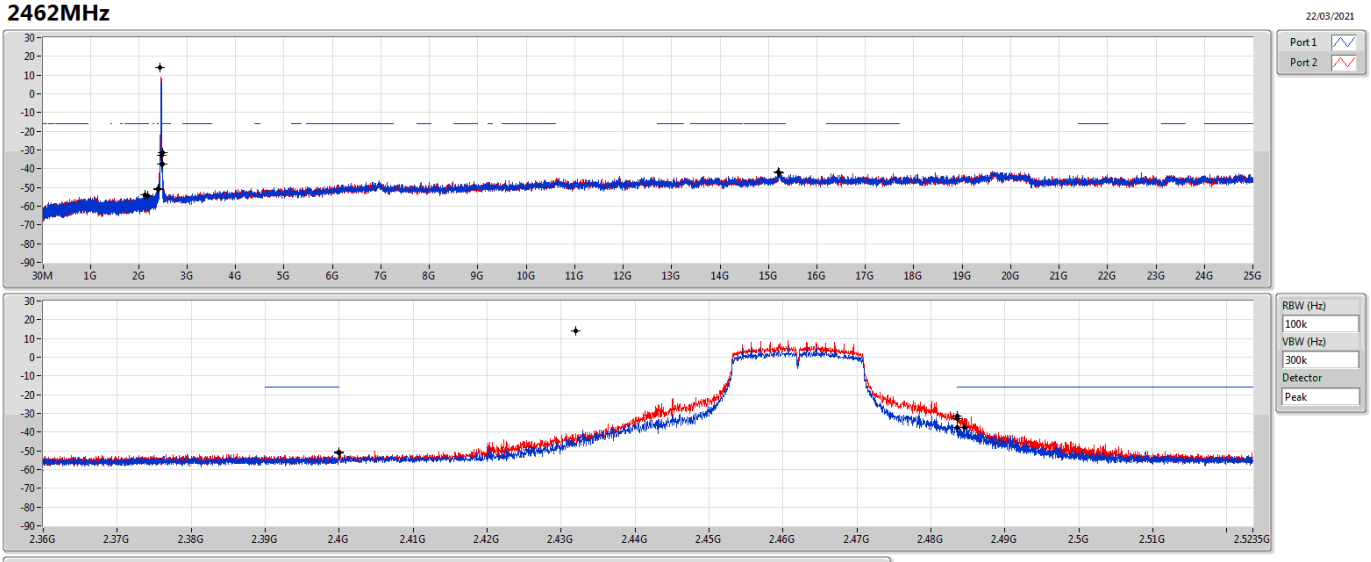

Ref(Hz)	Ref(dBm)	Limit(dBm)	Freq(Hz)	Level(dBm)	Freq(Hz)	Level(dBm)	Freq(Hz)	Level(dBm)	Freq(Hz)	Level(dBm)	Freq(Hz)	Level(dBm)	Port
2.43194G	14.20	-15.80	2.17943G	-54.60	2.39998G	-50.64	2.4835G	-37.54	2.48452G	-37.65	15.20587G	-41.65	1
2.43194G	14.20	-15.80	2.1302G	-54.04	2.39998G	-51.02	2.4835G	-32.58	2.4836G	-31.48	15.22834G	-42.18	2

VHT40_Nss1,(MCS0)_2TX **CSENdB**

2422MHz

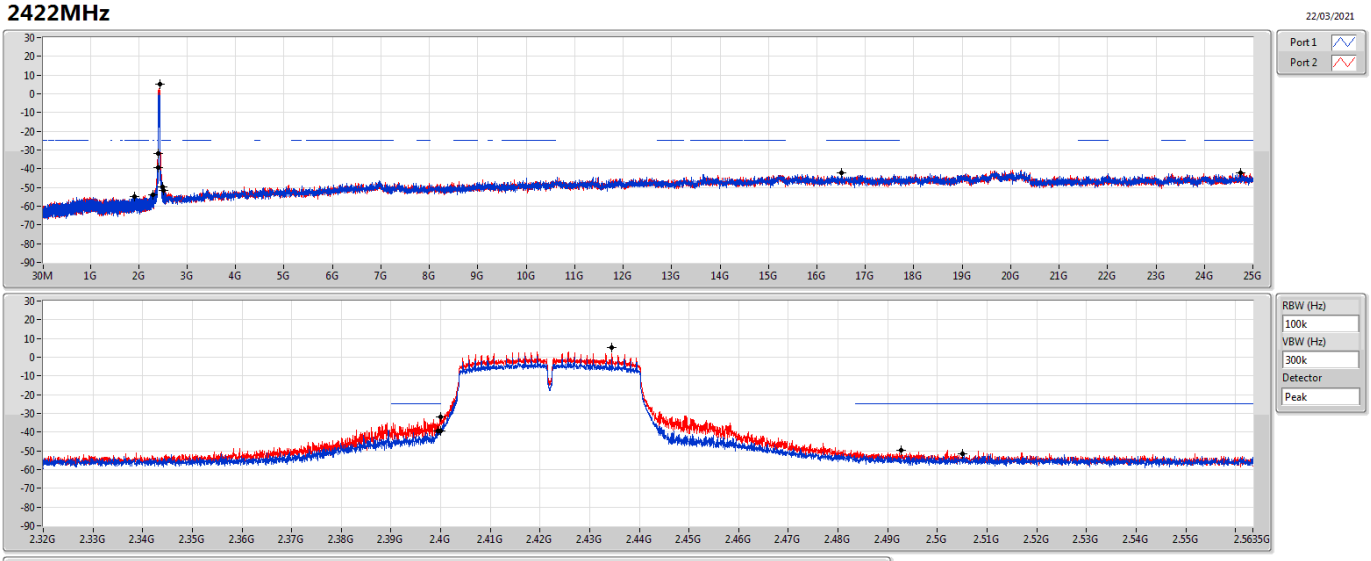

Ref(Hz)	Ref(dBm)	Limit(dBm)	Freq(Hz)	Level(dBm)	Freq(Hz)	Level(dBm)	Freq(Hz)	Level(dBm)	Freq(Hz)	Level(dBm)	Freq(Hz)	Level(dBm)	Port
2.43449G	5.37	-24.63	1.92011G	-54.79	2.39948G	-39.37	2.4G	-39.25	2.50514G	-51.53	24.74759G	-42.03	1
2.43449G	5.37	-24.63	2.30111G	-53.87	2.4G	-32.08	2.4G	-31.70	2.49278G	-49.63	16.50218G	-42.31	2

VHT40_Nss1,(MCS0)_2TX **CSENdB**

2437MHz

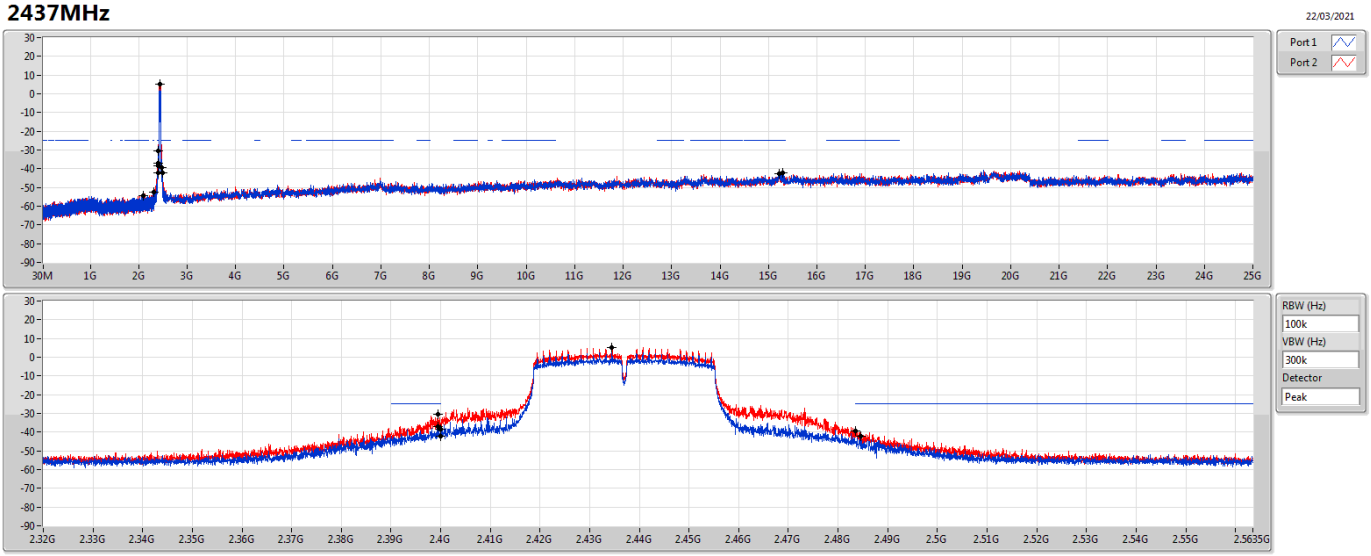

Ref(Hz)	Ref(dBm)	Limit(dBm)	Freq(Hz)	Level(dBm)	Freq(Hz)	Level(dBm)	Freq(Hz)	Level(dBm)	Freq(Hz)	Level(dBm)	Freq(Hz)	Level(dBm)	Port
2.43449G	5.37	-24.63	2.09014G	-54.56	2.39952G	-36.83	2.4G	-42.35	2.4845G	-42.42	15.22049G	-42.53	1
2.43449G	5.37	-24.63	2.3034G	-52.37	2.39948G	-30.50	2.4G	-38.23	2.48354G	-39.23	15.29341G	-42.15	2

VHT40_Nss1,(MCS0)_2TX **CSENdB**

2452MHz

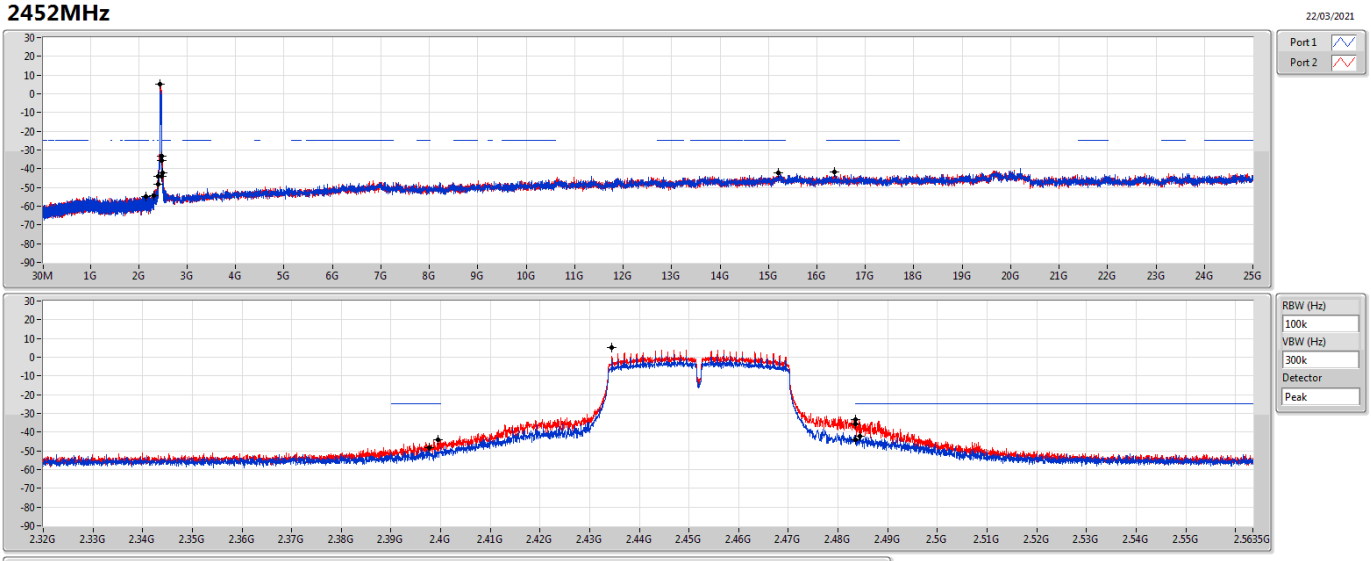

Ref(Hz)	Ref(dBm)	Limit(dBm)	Freq(Hz)	Level(dBm)	Freq(Hz)	Level(dBm)	Freq(Hz)	Level(dBm)	Freq(Hz)	Level(dBm)	Freq(Hz)	Level(dBm)	Port
2.43449G	5.37	-24.63	2.30998G	-54.58	2.39768G	-48.48	2.4835G	-44.08	2.48442G	-42.28	15.20927G	-42.06	1
2.43449G	5.37	-24.63	2.15483G	-54.76	2.39948G	-44.15	2.4835G	-35.42	2.48354G	-33.24	16.35914G	-41.87	2

Summary

Mode	Result	Type	Freq (Hz)	Level (dBuV/m)	Limit (dBuV/m)	Margin (dB)	Dist (m)	Condition	Azimuth (°)	Height (m)	Comments
2.4-2.4835GHz	-	-	-	-	-	-	-	-	-	-	-
VHT40_Nss1,(MCS0)_2TX	Pass	QP	30M	38.69	40.00	-1.31	3	Horizontal	290	1.07	-

Result

Mode	Result	Type	Freq (Hz)	Level (dBuV/m)	Limit (dBuV/m)	Margin (dB)	Dist (m)	Condition	Azimuth (°)	Height (m)	Comments
VHT40_Nss1,(MCS0)_2TX	-	-	-	-	-	-	-	-	-	-	-
2437MHz	Pass	PK	152.22M	29.99	43.50	-13.51	3	Vertical	360	1.00	-
2437MHz	Pass	PK	245.34M	27.51	46.00	-18.49	3	Vertical	360	1.00	-
2437MHz	Pass	PK	406.36M	36.29	46.00	-9.71	3	Vertical	360	1.00	-
2437MHz	Pass	PK	730.34M	39.44	46.00	-6.56	3	Vertical	360	1.00	-
2437MHz	Pass	PK	934.04M	37.13	46.00	-8.87	3	Vertical	360	1.00	-
2437MHz	Pass	QP	39.7M	33.57	40.00	-6.43	3	Vertical	0	1.40	-
2437MHz	Pass	PK	152.22M	28.23	43.50	-15.27	3	Horizontal	0	1.00	-
2437MHz	Pass	PK	243.4M	34.68	46.00	-11.32	3	Horizontal	0	1.00	-
2437MHz	Pass	PK	666.32M	40.98	46.00	-5.02	3	Horizontal	0	1.00	-
2437MHz	Pass	QP	30M	38.69	40.00	-1.31	3	Horizontal	290	1.07	-
2437MHz	Pass	QP	716.76M	43.15	46.00	-2.85	3	Horizontal	347	1.08	-
2437MHz	Pass	QP	922.4M	42.62	46.00	-3.38	3	Horizontal	64	1.00	-

VHT40_Nss1,(MCS0)_2TX

2437MHz_Adapter

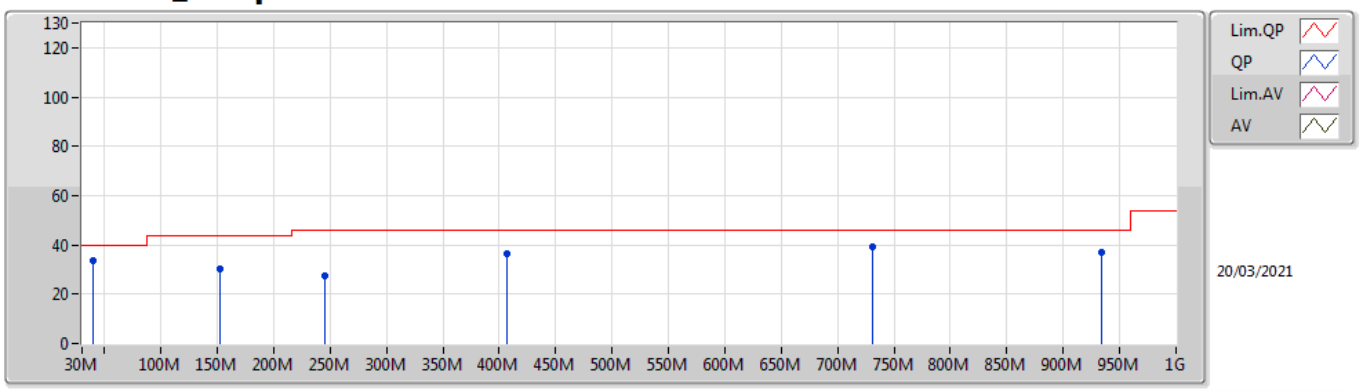

Type	Freq	Level	Limit	Margin	Factor	Dist	Condition	Azimuth	Height	Comment	Raw	AF	CL	PA
	(Hz)	(dBuV/m)	(dBuV/m)	(dB)	(dB)	(m)		(°)	(m)		(dBuV)	(dB)	(dB)	(dB)
PK	152.22M	29.99	43.50	-13.51	-10.34	3	Vertical	360	1.00	-	40.33	15.47	1.76	27.57
PK	245.34M	27.51	46.00	-18.49	-7.67	3	Vertical	360	1.00	-	35.18	17.03	2.37	27.07
PK	406.36M	36.29	46.00	-9.71	-3.34	3	Vertical	360	1.00	-	39.63	21.40	3.03	27.77
PK	730.34M	39.44	46.00	-6.56	0.88	3	Vertical	360	1.00	-	38.56	24.66	4.26	28.04
PK	934.04M	37.13	46.00	-8.87	3.41	3	Vertical	360	1.00	-	33.72	25.84	4.87	27.30
QP	39.7M	33.57	40.00	-6.43	-8.55	3	Vertical	0	1.40	-	42.12	17.89	0.89	27.33

VHT40_Nss1,(MCS0)_2TX

2437MHz_Adapter

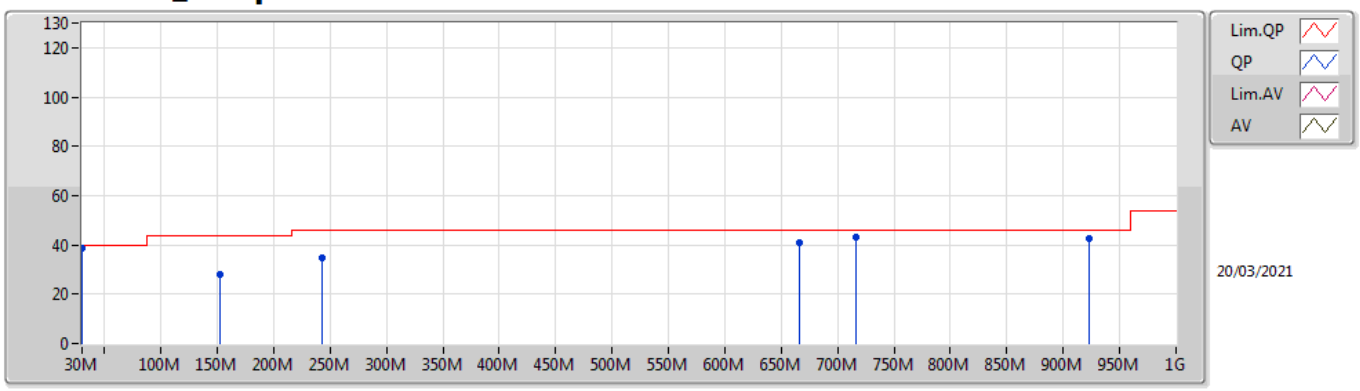

Type	Freq	Level	Limit	Margin	Factor	Dist	Condition	Azimuth	Height	Comment	Raw	AF	CL	PA
	(Hz)	(dBuV/m)	(dBuV/m)	(dB)	(dB)	(m)		(°)	(m)		(dBuV)	(dB)	(dB)	(dB)
PK	152.22M	28.23	43.50	-15.27	-10.34	3	Horizontal	0	1.00	-	38.57	15.47	1.76	27.57
PK	243.4M	34.68	46.00	-11.32	-7.89	3	Horizontal	0	1.00	-	42.57	16.83	2.36	27.08
PK	666.32M	40.98	46.00	-5.02	-0.01	3	Horizontal	0	1.00	-	40.99	24.14	4.07	28.22
QP	30M	38.69	40.00	-1.31	-3.19	3	Horizontal	290	1.07	-	41.88	23.32	0.70	27.21
QP	716.76M	43.15	46.00	-2.85	0.47	3	Horizontal	347	1.08	-	42.68	24.31	4.23	28.07
QP	922.4M	42.62	46.00	-3.38	3.31	3	Horizontal	64	1.00	-	39.31	25.80	4.84	27.33

Summary

Mode	Result	Type	Freq (Hz)	Level (dBuV/m)	Limit (dBuV/m)	Margin (dB)	Dist (m)	Condition	Azimuth (°)	Height (m)	Comments
2.4-2.4835GHz	-	-	-	-	-	-	-	-	-	-	-
802.11b_Nss1,(1Mbps)_1TX	Pass	AV	2.4878G	53.90	54.00	-0.10	3	Horizontal	259	1.22	-
802.11g_Nss1,(6Mbps)_1TX	Pass	AV	2.4835G	53.89	54.00	-0.11	3	Horizontal	82	1.38	-
VHT20_Nss1,(MCS0)_2TX	Pass	AV	2.4838G	53.77	54.00	-0.23	3	Horizontal	256	1.00	-
VHT40_Nss1,(MCS0)_2TX	Pass	AV	2.3888G	53.63	54.00	-0.37	3	Horizontal	258	1.01	-

Result

Mode	Result	Type	Freq (Hz)	Level (dBuV/m)	Limit (dBuV/m)	Margin (dB)	Dist (m)	Condition	Azimuth (°)	Height (m)	Comments
802.11b_Nss1,(1Mbps)_1TX	-	-	-	-	-	-	-	-	-	-	-
2412MHz	Pass	AV	2.386G	49.10	54.00	-4.90	3	Vertical	19	3.00	-
2412MHz	Pass	AV	2.4108G	101.17	Inf	-Inf	3	Vertical	19	3.00	-
2412MHz	Pass	PK	2.3866G	60.40	74.00	-13.60	3	Vertical	19	3.00	-
2412MHz	Pass	PK	2.411G	105.16	Inf	-Inf	3	Vertical	19	3.00	-
2412MHz	Pass	AV	2.3862G	53.50	54.00	-0.50	3	Horizontal	96	1.45	-
2412MHz	Pass	AV	2.4102G	107.46	Inf	-Inf	3	Horizontal	96	1.45	-
2412MHz	Pass	PK	2.3858G	63.41	74.00	-10.59	3	Horizontal	96	1.45	-
2412MHz	Pass	PK	2.411G	111.40	Inf	-Inf	3	Horizontal	96	1.45	-
2412MHz	Pass	AV	4.82399G	32.20	54.00	-21.80	3	Vertical	168	1.53	-
2412MHz	Pass	PK	4.82392G	45.26	74.00	-28.74	3	Vertical	168	1.53	-
2412MHz	Pass	AV	4.82395G	38.38	54.00	-15.62	3	Horizontal	320	1.19	-
2412MHz	Pass	PK	4.82388G	45.79	74.00	-28.21	3	Horizontal	320	1.19	-
2417MHz	Pass	AV	2.39G	47.84	54.00	-6.16	3	Vertical	28	2.71	-
2417MHz	Pass	AV	2.4152G	101.24	Inf	-Inf	3	Vertical	28	2.71	-
2417MHz	Pass	PK	2.378G	58.87	74.00	-15.13	3	Vertical	28	2.71	-
2417MHz	Pass	PK	2.418G	105.20	Inf	-Inf	3	Vertical	28	2.71	-
2417MHz	Pass	AV	2.39G	52.26	54.00	-1.74	3	Horizontal	272	2.55	-
2417MHz	Pass	AV	2.4188G	109.45	Inf	-Inf	3	Horizontal	272	2.55	-
2417MHz	Pass	PK	2.388G	61.19	74.00	-12.81	3	Horizontal	272	2.55	-
2417MHz	Pass	PK	2.418G	113.41	Inf	-Inf	3	Horizontal	272	2.55	-
2437MHz	Pass	AV	2.389G	47.56	54.00	-6.44	3	Vertical	30	3.00	-
2437MHz	Pass	AV	2.435G	104.61	Inf	-Inf	3	Vertical	30	3.00	-
2437MHz	Pass	AV	2.4846G	46.57	54.00	-7.43	3	Vertical	30	3.00	-
2437MHz	Pass	PK	2.3814G	58.44	74.00	-15.56	3	Vertical	30	3.00	-
2437MHz	Pass	PK	2.4354G	108.35	Inf	-Inf	3	Vertical	30	3.00	-
2437MHz	Pass	PK	2.4978G	58.32	74.00	-15.68	3	Vertical	30	3.00	-
2437MHz	Pass	AV	2.389G	51.06	54.00	-2.94	3	Horizontal	259	1.00	-
2437MHz	Pass	AV	2.435G	112.28	Inf	-Inf	3	Horizontal	259	1.00	-
2437MHz	Pass	AV	2.485G	52.60	54.00	-1.40	3	Horizontal	259	1.00	-
2437MHz	Pass	PK	2.389G	60.45	74.00	-13.55	3	Horizontal	259	1.00	-
2437MHz	Pass	PK	2.4362G	116.10	Inf	-Inf	3	Horizontal	259	1.00	-
2437MHz	Pass	PK	2.485G	61.25	74.00	-12.75	3	Horizontal	259	1.00	-
2437MHz	Pass	AV	4.87394G	51.15	54.00	-2.85	3	Vertical	190	2.92	-
2437MHz	Pass	AV	7.30922G	44.03	54.00	-9.97	3	Vertical	105	1.34	-
2437MHz	Pass	PK	4.87399G	53.72	74.00	-20.28	3	Vertical	190	2.92	-
2437MHz	Pass	PK	7.3101G	53.65	74.00	-20.35	3	Vertical	105	1.34	-
2437MHz	Pass	AV	4.87395G	51.63	54.00	-2.37	3	Horizontal	245	1.00	-
2437MHz	Pass	AV	7.30916G	47.20	54.00	-6.80	3	Horizontal	81	1.02	-
2437MHz	Pass	PK	4.87393G	54.19	74.00	-19.81	3	Horizontal	245	1.00	-
2437MHz	Pass	PK	7.3124G	55.41	74.00	-18.59	3	Horizontal	81	1.02	-
2457MHz	Pass	AV	2.4552G	103.78	Inf	-Inf	3	Vertical	32	2.94	-
2457MHz	Pass	AV	2.484G	47.30	54.00	-6.70	3	Vertical	32	2.94	-
2457MHz	Pass	PK	2.4554G	107.60	Inf	-Inf	3	Vertical	32	2.94	-
2457MHz	Pass	PK	2.491G	58.59	74.00	-15.41	3	Vertical	32	2.94	-
2457MHz	Pass	AV	2.4552G	110.80	Inf	-Inf	3	Horizontal	260	1.22	-
2457MHz	Pass	AV	2.4838G	53.51	54.00	-0.49	3	Horizontal	260	1.22	-
2457MHz	Pass	PK	2.458G	114.68	Inf	-Inf	3	Horizontal	260	1.22	-
2457MHz	Pass	PK	2.484G	62.82	74.00	-11.18	3	Horizontal	260	1.22	-
2462MHz	Pass	AV	2.4602G	102.84	Inf	-Inf	3	Vertical	31	2.95	-
2462MHz	Pass	AV	2.488G	46.99	54.00	-7.01	3	Vertical	31	2.95	-
2462MHz	Pass	PK	2.461G	106.64	Inf	-Inf	3	Vertical	31	2.95	-
2462MHz	Pass	PK	2.4842G	59.08	74.00	-14.92	3	Vertical	31	2.95	-
2462MHz	Pass	AV	2.4602G	110.56	Inf	-Inf	3	Horizontal	259	1.22	-
2462MHz	Pass	AV	2.4878G	53.90	54.00	-0.10	3	Horizontal	259	1.22	-
2462MHz	Pass	PK	2.461G	114.58	Inf	-Inf	3	Horizontal	259	1.22	-
2462MHz	Pass	PK	2.4882G	63.29	74.00	-10.71	3	Horizontal	259	1.22	-
2462MHz	Pass	AV	4.92397G	37.45	54.00	-16.55	3	Vertical	165	1.60	-
2462MHz	Pass	AV	7.38768G	41.19	54.00	-12.81	3	Vertical	103	1.46	-
2462MHz	Pass	PK	4.92387G	46.69	74.00	-27.31	3	Vertical	165	1.60	-
2462MHz	Pass	PK	7.38736G	52.21	74.00	-21.79	3	Vertical	103	1.46	-

Mode	Result	Type	Freq (Hz)	Level (dBuV/m)	Limit (dBuV/m)	Margin (dB)	Dist (m)	Condition	Azimuth (°)	Height (m)	Comments
2462MHz	Pass	AV	4.92395G	43.89	54.00	-10.11	3	Horizontal	271	2.44	-
2462MHz	Pass	AV	7.38412G	45.34	54.00	-8.66	3	Horizontal	84	2.89	-
2462MHz	Pass	PK	4.92402G	48.90	74.00	-25.10	3	Horizontal	271	2.44	-
2462MHz	Pass	PK	7.38388G	53.90	74.00	-20.10	3	Horizontal	84	2.89	-
802.11g_Nss1,(6Mbps)_1TX	-	-	-	-	-	-	-	-	-	-	-
2412MHz	Pass	AV	2.39G	49.97	54.00	-4.03	3	Vertical	207	2.72	-
2412MHz	Pass	AV	2.4102G	94.75	Inf	-Inf	3	Vertical	207	2.72	-
2412MHz	Pass	PK	2.3896G	61.30	74.00	-12.70	3	Vertical	207	2.72	-
2412MHz	Pass	PK	2.4104G	103.11	Inf	-Inf	3	Vertical	207	2.72	-
2412MHz	Pass	AV	2.39G	53.82	54.00	-0.18	3	Horizontal	88	1.00	-
2412MHz	Pass	AV	2.413G	102.02	Inf	-Inf	3	Horizontal	88	1.00	-
2412MHz	Pass	PK	2.3892G	67.95	74.00	-6.05	3	Horizontal	88	1.00	-
2412MHz	Pass	PK	2.415G	110.50	Inf	-Inf	3	Horizontal	88	1.00	-
2412MHz	Pass	AV	4.8322G	31.76	54.00	-22.24	3	Vertical	276	1.91	-
2412MHz	Pass	PK	4.81648G	43.23	74.00	-30.77	3	Vertical	276	1.91	-
2412MHz	Pass	AV	4.8234G	31.79	54.00	-22.21	3	Horizontal	95	1.44	-
2412MHz	Pass	PK	4.82308G	43.52	74.00	-30.48	3	Horizontal	95	1.44	-
2417MHz	Pass	AV	2.39G	49.97	54.00	-4.03	3	Vertical	209	2.65	-
2417MHz	Pass	AV	2.419G	97.81	Inf	-Inf	3	Vertical	209	2.65	-
2417MHz	Pass	PK	2.3896G	62.03	74.00	-11.97	3	Vertical	209	2.65	-
2417MHz	Pass	PK	2.42G	106.27	Inf	-Inf	3	Vertical	209	2.65	-
2417MHz	Pass	AV	2.39G	53.66	54.00	-0.34	3	Horizontal	79	1.47	-
2417MHz	Pass	AV	2.415G	104.51	Inf	-Inf	3	Horizontal	79	1.47	-
2417MHz	Pass	PK	2.3898G	67.19	74.00	-6.81	3	Horizontal	79	1.47	-
2417MHz	Pass	PK	2.4154G	112.93	Inf	-Inf	3	Horizontal	79	1.47	-
2437MHz	Pass	AV	2.3898G	49.96	54.00	-4.04	3	Vertical	209	2.95	-
2437MHz	Pass	AV	2.435G	99.91	Inf	-Inf	3	Vertical	209	2.95	-
2437MHz	Pass	AV	2.4886G	50.02	54.00	-3.98	3	Vertical	209	2.95	-
2437MHz	Pass	PK	2.3878G	61.28	74.00	-12.72	3	Vertical	209	2.95	-
2437MHz	Pass	PK	2.4354G	108.18	Inf	-Inf	3	Vertical	209	2.95	-
2437MHz	Pass	PK	2.4846G	61.24	74.00	-12.76	3	Vertical	209	2.95	-
2437MHz	Pass	AV	2.3898G	53.49	54.00	-0.51	3	Horizontal	249	1.00	-
2437MHz	Pass	AV	2.4354G	107.30	Inf	-Inf	3	Horizontal	249	1.00	-
2437MHz	Pass	AV	2.4835G	53.16	54.00	-0.84	3	Horizontal	249	1.00	-
2437MHz	Pass	PK	2.3894G	66.68	74.00	-7.32	3	Horizontal	249	1.00	-
2437MHz	Pass	PK	2.439G	115.71	Inf	-Inf	3	Horizontal	249	1.00	-
2437MHz	Pass	PK	2.4854G	66.64	74.00	-7.36	3	Horizontal	249	1.00	-
2437MHz	Pass	AV	4.87316G	37.40	54.00	-16.60	3	Vertical	12	2.96	-
2437MHz	Pass	AV	7.30968G	41.69	54.00	-12.31	3	Vertical	281	1.11	-
2437MHz	Pass	PK	4.86952G	50.37	74.00	-23.63	3	Vertical	12	2.96	-
2437MHz	Pass	PK	7.30756G	53.66	74.00	-20.34	3	Vertical	281	1.11	-
2437MHz	Pass	AV	4.87448G	37.34	54.00	-16.66	3	Horizontal	96	1.50	-
2437MHz	Pass	AV	7.31268G	41.96	54.00	-12.04	3	Horizontal	259	2.92	-
2437MHz	Pass	PK	4.86964G	50.40	74.00	-23.60	3	Horizontal	96	1.50	-
2437MHz	Pass	PK	7.31136G	53.69	74.00	-20.31	3	Horizontal	259	2.92	-
2457MHz	Pass	AV	2.4552G	96.77	Inf	-Inf	3	Vertical	203	2.90	-
2457MHz	Pass	AV	2.4835G	50.54	54.00	-3.46	3	Vertical	203	2.90	-
2457MHz	Pass	PK	2.4554G	105.21	Inf	-Inf	3	Vertical	203	2.90	-
2457MHz	Pass	PK	2.4858G	62.67	74.00	-11.33	3	Vertical	203	2.90	-
2457MHz	Pass	AV	2.4552G	103.90	Inf	-Inf	3	Horizontal	82	1.38	-
2457MHz	Pass	AV	2.4835G	53.89	54.00	-0.11	3	Horizontal	82	1.38	-
2457MHz	Pass	PK	2.458G	112.37	Inf	-Inf	3	Horizontal	82	1.38	-
2457MHz	Pass	PK	2.4874G	67.18	74.00	-6.82	3	Horizontal	82	1.38	-
2462MHz	Pass	AV	2.4602G	93.67	Inf	-Inf	3	Vertical	202	2.88	-
2462MHz	Pass	AV	2.4835G	50.54	54.00	-3.46	3	Vertical	202	2.88	-
2462MHz	Pass	PK	2.4604G	102.20	Inf	-Inf	3	Vertical	202	2.88	-
2462MHz	Pass	PK	2.4835G	61.88	74.00	-12.12	3	Vertical	202	2.88	-
2462MHz	Pass	AV	2.46G	100.92	Inf	-Inf	3	Horizontal	83	1.38	-
2462MHz	Pass	AV	2.4835G	53.89	54.00	-0.11	3	Horizontal	83	1.38	-
2462MHz	Pass	PK	2.461G	109.05	Inf	-Inf	3	Horizontal	83	1.38	-
2462MHz	Pass	PK	2.4835G	68.03	74.00	-5.97	3	Horizontal	83	1.38	-
2462MHz	Pass	AV	4.92724G	32.22	54.00	-21.78	3	Vertical	119	1.50	-

Mode	Result	Type	Freq (Hz)	Level (dBuV/m)	Limit (dBuV/m)	Margin (dB)	Dist (m)	Condition	Azimuth (°)	Height (m)	Comments
2462MHz	Pass	AV	7.38168G	37.74	54.00	-16.26	3	Vertical	282	1.51	-
2462MHz	Pass	PK	4.91732G	43.66	74.00	-30.34	3	Vertical	119	1.50	-
2462MHz	Pass	PK	7.3784G	49.63	74.00	-24.37	3	Vertical	282	1.51	-
2462MHz	Pass	AV	4.92384G	32.74	54.00	-21.26	3	Horizontal	91	1.29	-
2462MHz	Pass	AV	7.38368G	38.23	54.00	-15.77	3	Horizontal	278	2.32	-
2462MHz	Pass	PK	4.92408G	44.31	74.00	-29.69	3	Horizontal	91	1.29	-
2462MHz	Pass	PK	7.37896G	50.30	74.00	-23.70	3	Horizontal	278	2.32	-
VHT20_Nss1,(MCS0)_2TX	-	-	-	-	-	-	-	-	-	-	-
2412MHz	Pass	AV	2.39G	49.44	54.00	-4.56	3	Vertical	180	2.93	-
2412MHz	Pass	AV	2.4106G	96.64	Inf	-Inf	3	Vertical	180	2.93	-
2412MHz	Pass	PK	2.3882G	60.86	74.00	-13.14	3	Vertical	180	2.93	-
2412MHz	Pass	PK	2.413G	104.70	Inf	-Inf	3	Vertical	180	2.93	-
2412MHz	Pass	AV	2.39G	53.66	54.00	-0.34	3	Horizontal	255	1.00	-
2412MHz	Pass	AV	2.4138G	104.95	Inf	-Inf	3	Horizontal	255	1.00	-
2412MHz	Pass	PK	2.3896G	68.21	74.00	-5.79	3	Horizontal	255	1.00	-
2412MHz	Pass	PK	2.415G	113.48	Inf	-Inf	3	Horizontal	255	1.00	-
2412MHz	Pass	AV	4.82392G	31.91	54.00	-22.09	3	Vertical	164	1.12	-
2412MHz	Pass	PK	4.82936G	44.10	74.00	-29.90	3	Vertical	164	1.12	-
2412MHz	Pass	AV	4.82412G	32.80	54.00	-21.20	3	Horizontal	264	1.03	-
2412MHz	Pass	PK	4.821G	44.56	74.00	-29.44	3	Horizontal	264	1.03	-
2417MHz	Pass	AV	2.3896G	49.00	54.00	-5.00	3	Vertical	198	2.92	-
2417MHz	Pass	AV	2.418G	98.24	Inf	-Inf	3	Vertical	198	2.92	-
2417MHz	Pass	PK	2.3878G	62.15	74.00	-11.85	3	Vertical	198	2.92	-
2417MHz	Pass	PK	2.4158G	107.53	Inf	-Inf	3	Vertical	198	2.92	-
2417MHz	Pass	AV	2.3888G	53.47	54.00	-0.53	3	Horizontal	257	1.00	-
2417MHz	Pass	AV	2.4178G	107.22	Inf	-Inf	3	Horizontal	257	1.00	-
2417MHz	Pass	PK	2.3876G	70.27	74.00	-3.73	3	Horizontal	257	1.00	-
2417MHz	Pass	PK	2.4198G	116.47	Inf	-Inf	3	Horizontal	257	1.00	-
2437MHz	Pass	AV	2.3898G	49.71	54.00	-4.29	3	Vertical	197	2.88	-
2437MHz	Pass	AV	2.4354G	102.60	Inf	-Inf	3	Vertical	197	2.88	-
2437MHz	Pass	AV	2.4838G	50.28	54.00	-3.72	3	Vertical	197	2.88	-
2437MHz	Pass	PK	2.3634G	60.48	74.00	-13.52	3	Vertical	197	2.88	-
2437MHz	Pass	PK	2.4378G	110.69	Inf	-Inf	3	Vertical	197	2.88	-
2437MHz	Pass	PK	2.485G	61.67	74.00	-12.33	3	Vertical	197	2.88	-
2437MHz	Pass	AV	2.3898G	53.66	54.00	-0.34	3	Horizontal	255	1.17	-
2437MHz	Pass	AV	2.4386G	110.77	Inf	-Inf	3	Horizontal	255	1.17	-
2437MHz	Pass	AV	2.4838G	53.53	54.00	-0.47	3	Horizontal	255	1.17	-
2437MHz	Pass	PK	2.3898G	69.10	74.00	-4.90	3	Horizontal	255	1.17	-
2437MHz	Pass	PK	2.4358G	118.91	Inf	-Inf	3	Horizontal	255	1.17	-
2437MHz	Pass	PK	2.4858G	67.37	74.00	-6.63	3	Horizontal	255	1.17	-
2437MHz	Pass	AV	4.87468G	38.80	54.00	-15.20	3	Vertical	10	2.96	-
2437MHz	Pass	AV	7.30996G	42.92	54.00	-11.08	3	Vertical	281	1.13	-
2437MHz	Pass	PK	4.86968G	52.20	74.00	-21.80	3	Vertical	10	2.96	-
2437MHz	Pass	PK	7.30872G	54.96	74.00	-19.04	3	Vertical	281	1.13	-
2437MHz	Pass	AV	4.87684G	37.00	54.00	-17.00	3	Horizontal	93	1.38	-
2437MHz	Pass	AV	7.30864G	41.84	54.00	-12.16	3	Horizontal	260	2.93	-
2437MHz	Pass	PK	4.86992G	51.47	74.00	-22.53	3	Horizontal	93	1.38	-
2437MHz	Pass	PK	7.3134G	55.19	74.00	-18.81	3	Horizontal	260	2.93	-
2457MHz	Pass	AV	2.4588G	97.68	Inf	-Inf	3	Vertical	210	2.84	-
2457MHz	Pass	AV	2.4835G	49.18	54.00	-4.82	3	Vertical	210	2.84	-
2457MHz	Pass	PK	2.4588G	107.05	Inf	-Inf	3	Vertical	210	2.84	-
2457MHz	Pass	PK	2.484G	61.23	74.00	-12.77	3	Vertical	210	2.84	-
2457MHz	Pass	AV	2.4584G	106.34	Inf	-Inf	3	Horizontal	256	1.00	-
2457MHz	Pass	AV	2.4838G	53.77	54.00	-0.23	3	Horizontal	256	1.00	-
2457MHz	Pass	PK	2.4556G	115.96	Inf	-Inf	3	Horizontal	256	1.00	-
2457MHz	Pass	PK	2.4836G	68.65	74.00	-5.35	3	Horizontal	256	1.00	-
2462MHz	Pass	AV	2.463G	94.70	Inf	-Inf	3	Vertical	202	2.81	-
2462MHz	Pass	AV	2.4835G	48.74	54.00	-5.26	3	Vertical	202	2.81	-
2462MHz	Pass	PK	2.4638G	103.72	Inf	-Inf	3	Vertical	202	2.81	-
2462MHz	Pass	PK	2.4835G	63.51	74.00	-10.49	3	Vertical	202	2.81	-
2462MHz	Pass	AV	2.4636G	102.98	Inf	-Inf	3	Horizontal	254	1.11	-
2462MHz	Pass	AV	2.4835G	53.63	54.00	-0.37	3	Horizontal	254	1.11	-

Mode	Result	Type	Freq (Hz)	Level (dBuV/m)	Limit (dBuV/m)	Margin (dB)	Dist (m)	Condition	Azimuth (°)	Height (m)	Comments
2462MHz	Pass	PK	2.4608G	112.68	Inf	-Inf	3	Horizontal	254	1.11	-
2462MHz	Pass	PK	2.4842G	67.65	74.00	-6.35	3	Horizontal	254	1.11	-
2462MHz	Pass	AV	4.92392G	31.37	54.00	-22.63	3	Vertical	30	2.91	-
2462MHz	Pass	AV	7.38516G	37.35	54.00	-16.65	3	Vertical	96	1.46	-
2462MHz	Pass	PK	4.9204G	44.12	74.00	-29.88	3	Vertical	30	2.91	-
2462MHz	Pass	PK	7.39064G	50.04	74.00	-23.96	3	Vertical	96	1.46	-
2462MHz	Pass	AV	4.92404G	31.65	54.00	-22.35	3	Horizontal	97	1.31	-
2462MHz	Pass	AV	7.38392G	37.91	54.00	-16.09	3	Horizontal	280	2.41	-
2462MHz	Pass	PK	4.9212G	44.49	74.00	-29.51	3	Horizontal	97	1.31	-
2462MHz	Pass	PK	7.37964G	51.26	74.00	-22.74	3	Horizontal	280	2.41	-
VHT40_Nss1,(MCS0)_2TX	-	-	-	-	-	-	-	-	-	-	-
2422MHz	Pass	AV	2.39G	47.78	54.00	-6.22	3	Vertical	196	2.93	-
2422MHz	Pass	AV	2.4256G	91.16	Inf	-Inf	3	Vertical	196	2.93	-
2422MHz	Pass	AV	2.4868G	46.79	54.00	-7.21	3	Vertical	196	2.93	-
2422MHz	Pass	PK	2.3872G	59.61	74.00	-14.39	3	Vertical	196	2.93	-
2422MHz	Pass	PK	2.4248G	99.84	Inf	-Inf	3	Vertical	196	2.93	-
2422MHz	Pass	PK	2.4848G	57.25	74.00	-16.75	3	Vertical	196	2.93	-
2422MHz	Pass	AV	2.3888G	53.63	54.00	-0.37	3	Horizontal	258	1.01	-
2422MHz	Pass	AV	2.4168G	100.03	Inf	-Inf	3	Horizontal	258	1.01	-
2422MHz	Pass	AV	2.4835G	47.23	54.00	-6.77	3	Horizontal	258	1.01	-
2422MHz	Pass	PK	2.388G	69.76	74.00	-4.24	3	Horizontal	258	1.01	-
2422MHz	Pass	PK	2.4168G	108.72	Inf	-Inf	3	Horizontal	258	1.01	-
2422MHz	Pass	PK	2.4856G	59.36	74.00	-14.64	3	Horizontal	258	1.01	-
2422MHz	Pass	AV	4.86264G	31.32	54.00	-22.68	3	Vertical	352	1.13	-
2422MHz	Pass	AV	7.2792G	38.02	54.00	-15.98	3	Vertical	173	1.01	-
2422MHz	Pass	PK	4.86392G	43.45	74.00	-30.55	3	Vertical	352	1.13	-
2422MHz	Pass	PK	7.2652G	50.99	74.00	-23.01	3	Vertical	173	1.01	-
2422MHz	Pass	AV	4.84536G	31.41	54.00	-22.59	3	Horizontal	213	1.50	-
2422MHz	Pass	AV	7.25968G	37.73	54.00	-16.27	3	Horizontal	51	1.14	-
2422MHz	Pass	PK	4.83112G	44.22	74.00	-29.78	3	Horizontal	213	1.50	-
2422MHz	Pass	PK	7.26496G	49.87	74.00	-24.13	3	Horizontal	51	1.14	-
2427MHz	Pass	AV	2.3886G	48.28	54.00	-5.72	3	Vertical	196	2.93	-
2427MHz	Pass	AV	2.4246G	91.72	Inf	-Inf	3	Vertical	196	2.93	-
2427MHz	Pass	AV	2.4842G	46.71	54.00	-7.29	3	Vertical	196	2.93	-
2427MHz	Pass	PK	2.3886G	61.47	74.00	-12.53	3	Vertical	196	2.93	-
2427MHz	Pass	PK	2.4234G	100.42	Inf	-Inf	3	Vertical	196	2.93	-
2427MHz	Pass	PK	2.4954G	57.57	74.00	-16.43	3	Vertical	196	2.93	-
2427MHz	Pass	AV	2.3878G	53.53	54.00	-0.47	3	Horizontal	257	1.00	-
2427MHz	Pass	AV	2.4194G	99.21	Inf	-Inf	3	Horizontal	257	1.00	-
2427MHz	Pass	AV	2.4838G	48.07	54.00	-5.93	3	Horizontal	257	1.00	-
2427MHz	Pass	PK	2.3878G	68.54	74.00	-5.46	3	Horizontal	257	1.00	-
2427MHz	Pass	PK	2.4174G	108.11	Inf	-Inf	3	Horizontal	257	1.00	-
2427MHz	Pass	PK	2.4854G	61.91	74.00	-12.09	3	Horizontal	257	1.00	-
2437MHz	Pass	AV	2.3898G	47.71	54.00	-6.29	3	Vertical	196	2.87	-
2437MHz	Pass	AV	2.435G	93.13	Inf	-Inf	3	Vertical	196	2.87	-
2437MHz	Pass	AV	2.4838G	47.69	54.00	-6.31	3	Vertical	196	2.87	-
2437MHz	Pass	PK	2.389G	59.27	74.00	-14.73	3	Vertical	196	2.87	-
2437MHz	Pass	PK	2.4342G	101.53	Inf	-Inf	3	Vertical	196	2.87	-
2437MHz	Pass	PK	2.4858G	58.77	74.00	-15.23	3	Vertical	196	2.87	-
2437MHz	Pass	AV	2.3898G	53.37	54.00	-0.63	3	Horizontal	256	1.17	-
2437MHz	Pass	AV	2.435G	100.63	Inf	-Inf	3	Horizontal	256	1.17	-
2437MHz	Pass	AV	2.4835G	53.32	54.00	-0.68	3	Horizontal	256	1.17	-
2437MHz	Pass	PK	2.389G	65.80	74.00	-8.20	3	Horizontal	256	1.17	-
2437MHz	Pass	PK	2.4358G	109.04	Inf	-Inf	3	Horizontal	256	1.17	-
2437MHz	Pass	PK	2.4866G	66.46	74.00	-7.54	3	Horizontal	256	1.17	-
2437MHz	Pass	AV	4.86576G	31.97	54.00	-22.03	3	Vertical	360	2.80	-
2437MHz	Pass	AV	7.29892G	38.40	54.00	-15.60	3	Vertical	0	2.77	-
2437MHz	Pass	PK	4.86744G	43.83	74.00	-30.17	3	Vertical	360	2.80	-
2437MHz	Pass	PK	7.3298G	50.44	74.00	-23.56	3	Vertical	0	2.77	-
2437MHz	Pass	AV	4.87432G	31.64	54.00	-22.36	3	Horizontal	260	3.00	-
2437MHz	Pass	AV	7.30332G	38.10	54.00	-15.90	3	Horizontal	259	2.56	-
2437MHz	Pass	PK	4.87696G	44.50	74.00	-29.50	3	Horizontal	260	3.00	-

Mode	Result	Type	Freq (Hz)	Level (dBuV/m)	Limit (dBuV/m)	Margin (dB)	Dist (m)	Condition	Azimuth (°)	Height (m)	Comments
2437MHz	Pass	PK	7.29708G	50.90	74.00	-23.10	3	Horizontal	259	2.56	-
2447MHz	Pass	AV	2.349G	47.20	54.00	-6.80	3	Vertical	195	2.89	-
2447MHz	Pass	AV	2.4406G	90.66	Inf	-Inf	3	Vertical	195	2.89	-
2447MHz	Pass	AV	2.4846G	47.36	54.00	-6.64	3	Vertical	195	2.89	-
2447MHz	Pass	PK	2.3558G	58.41	74.00	-15.59	3	Vertical	195	2.89	-
2447MHz	Pass	PK	2.4434G	99.45	Inf	-Inf	3	Vertical	195	2.89	-
2447MHz	Pass	PK	2.4842G	62.04	74.00	-11.96	3	Vertical	195	2.89	-
2447MHz	Pass	AV	2.3894G	48.65	54.00	-5.35	3	Horizontal	256	1.00	-
2447MHz	Pass	AV	2.4446G	98.65	Inf	-Inf	3	Horizontal	256	1.00	-
2447MHz	Pass	AV	2.4846G	53.22	54.00	-0.78	3	Horizontal	256	1.00	-
2447MHz	Pass	PK	2.3894G	61.29	74.00	-12.71	3	Horizontal	256	1.00	-
2447MHz	Pass	PK	2.4434G	107.52	Inf	-Inf	3	Horizontal	256	1.00	-
2447MHz	Pass	PK	2.4866G	70.60	74.00	-3.40	3	Horizontal	256	1.00	-
2452MHz	Pass	AV	2.3588G	47.34	54.00	-6.66	3	Vertical	194	2.89	-
2452MHz	Pass	AV	2.444G	89.91	Inf	-Inf	3	Vertical	194	2.89	-
2452MHz	Pass	AV	2.4844G	47.55	54.00	-6.45	3	Vertical	194	2.89	-
2452MHz	Pass	PK	2.3868G	58.33	74.00	-15.67	3	Vertical	194	2.89	-
2452MHz	Pass	PK	2.4424G	98.75	Inf	-Inf	3	Vertical	194	2.89	-
2452MHz	Pass	PK	2.4884G	60.13	74.00	-13.87	3	Vertical	194	2.89	-
2452MHz	Pass	AV	2.382G	47.92	54.00	-6.08	3	Horizontal	253	1.14	-
2452MHz	Pass	AV	2.45G	98.41	Inf	-Inf	3	Horizontal	253	1.14	-
2452MHz	Pass	AV	2.4835G	53.45	54.00	-0.55	3	Horizontal	253	1.14	-
2452MHz	Pass	PK	2.3876G	59.88	74.00	-14.12	3	Horizontal	253	1.14	-
2452MHz	Pass	PK	2.448G	107.02	Inf	-Inf	3	Horizontal	253	1.14	-
2452MHz	Pass	PK	2.4835G	69.98	74.00	-4.02	3	Horizontal	253	1.14	-
2452MHz	Pass	AV	4.90392G	32.14	54.00	-21.86	3	Vertical	360	2.94	-
2452MHz	Pass	AV	7.34912G	37.80	54.00	-16.20	3	Vertical	0	2.20	-
2452MHz	Pass	PK	4.90472G	44.50	74.00	-29.50	3	Vertical	360	2.94	-
2452MHz	Pass	PK	7.35896G	49.78	74.00	-24.22	3	Vertical	0	2.20	-
2452MHz	Pass	AV	4.92296G	31.34	54.00	-22.66	3	Horizontal	263	1.70	-
2452MHz	Pass	AV	7.35696G	37.90	54.00	-16.10	3	Horizontal	123	1.50	-
2452MHz	Pass	PK	4.89064G	43.64	74.00	-30.36	3	Horizontal	263	1.70	-
2452MHz	Pass	PK	7.35504G	50.58	74.00	-23.42	3	Horizontal	123	1.50	-

802.11b_Nss1,(1Mbps)_1TX

2412MHz_TX

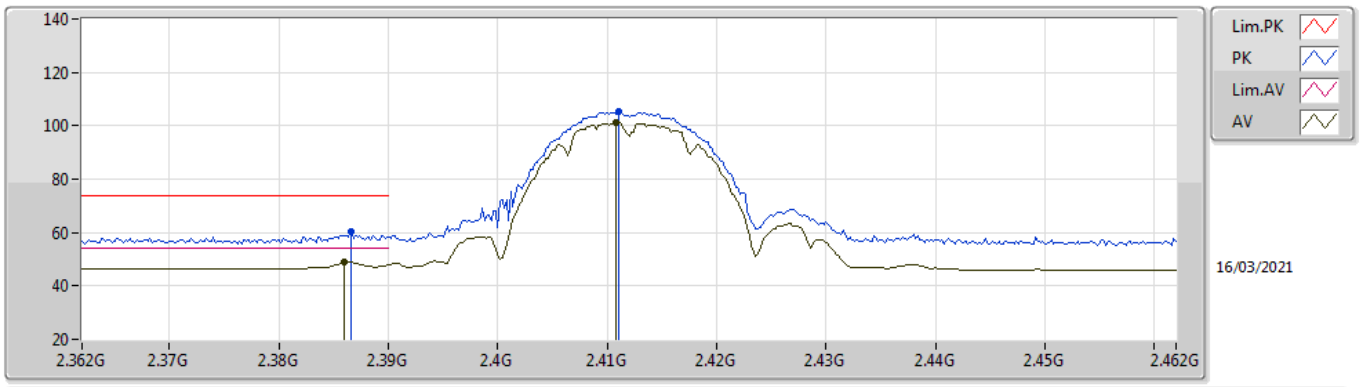

Type	Freq	Level	Limit	Margin	Factor	Dist	Condition	Azimuth	Height	Comment	Raw	AF	CL	PA
	(Hz)	(dBuV/m)	(dBuV/m)	(dB)	(dB)	(m)		(°)	(m)		(dBuV)	(dB)	(dB)	(dB)
AV	2.386G	49.10	54.00	-4.90	33.58	3	Vertical	19	3.00	-	15.52	27.63	5.95	-
AV	2.4108G	101.17	Inf	-Inf	33.53	3	Vertical	19	3.00	-	67.64	27.56	5.97	-
PK	2.3866G	60.40	74.00	-13.60	33.58	3	Vertical	19	3.00	-	26.82	27.63	5.95	-
PK	2.411G	105.16	Inf	-Inf	33.53	3	Vertical	19	3.00	-	71.63	27.56	5.97	-

802.11b_Nss1,(1Mbps)_1TX

2412MHz_TX

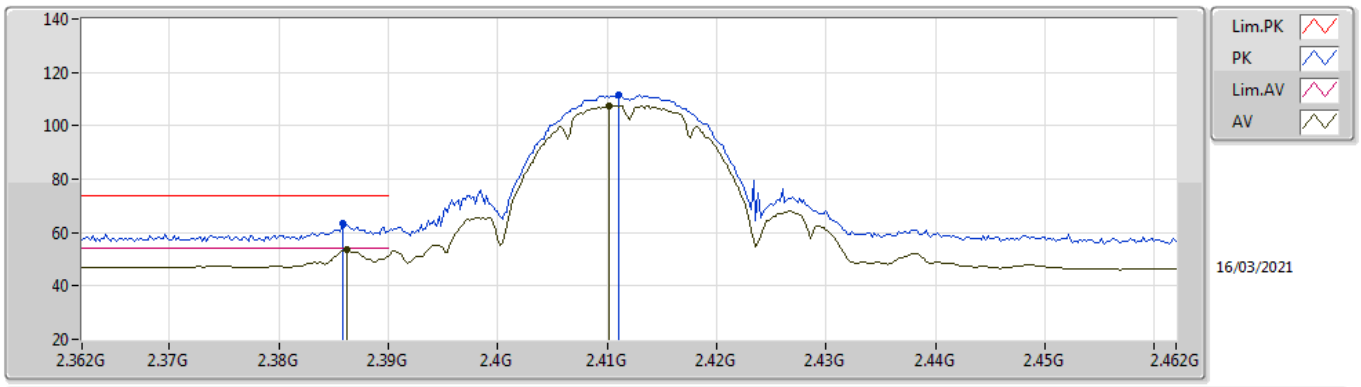

Type	Freq	Level	Limit	Margin	Factor	Dist	Condition	Azimuth	Height	Comment	Raw	AF	CL	PA
	(Hz)	(dBuV/m)	(dBuV/m)	(dB)	(dB)	(m)		(°)	(m)		(dBuV)	(dB)	(dB)	(dB)
AV	2.3862G	53.50	54.00	-0.50	33.58	3	Horizontal	96	1.45	-	19.92	27.63	5.95	-
AV	2.4102G	107.46	Inf	-Inf	33.53	3	Horizontal	96	1.45	-	73.93	27.56	5.97	-
PK	2.3858G	63.41	74.00	-10.59	33.58	3	Horizontal	96	1.45	-	29.83	27.63	5.95	-
PK	2.411G	111.40	Inf	-Inf	33.53	3	Horizontal	96	1.45	-	77.87	27.56	5.97	-

802.11b_Nss1,(1Mbps)_1TX

2412MHz_TX

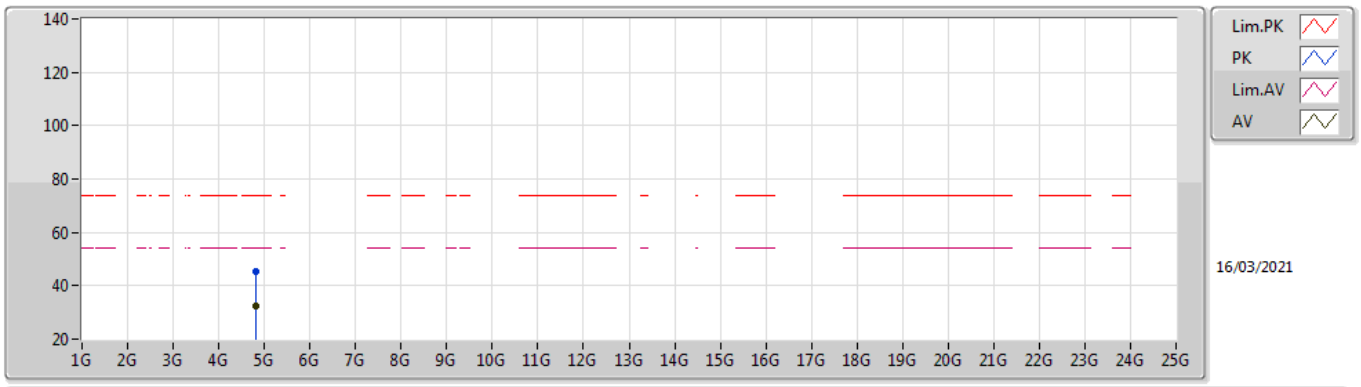

Type	Freq	Level	Limit	Margin	Factor	Dist	Condition	Azimuth	Height	Comment	Raw	AF	CL	PA
	(Hz)	(dBuV/m)	(dBuV/m)	(dB)	(dB)	(m)		(°)	(m)		(dBuV)	(dB)	(dB)	(dB)
AV	4.82399G	32.20	54.00	-21.80	4.99	3	Vertical	168	1.53	-	27.21	31.00	8.27	34.28
PK	4.82392G	45.26	74.00	-28.74	4.99	3	Vertical	168	1.53	-	40.27	31.00	8.27	34.28

802.11b_Nss1,(1Mbps)_1TX

2412MHz_TX

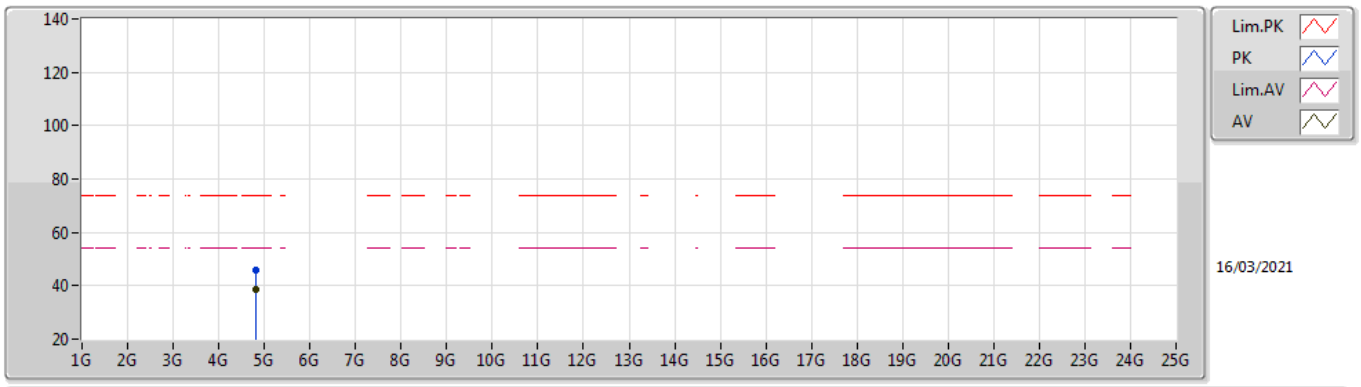

Type	Freq	Level	Limit	Margin	Factor	Dist	Condition	Azimuth	Height	Comment	Raw	AF	CL	PA
	(Hz)	(dBuV/m)	(dBuV/m)	(dB)	(dB)	(m)		(°)	(m)		(dBuV)	(dB)	(dB)	(dB)
AV	4.82395G	38.38	54.00	-15.62	4.99	3	Horizontal	320	1.19	-	33.39	31.00	8.27	34.28
PK	4.82388G	45.79	74.00	-28.21	4.99	3	Horizontal	320	1.19	-	40.80	31.00	8.27	34.28

802.11b_Nss1,(1Mbps)_1TX

2417MHz_TX

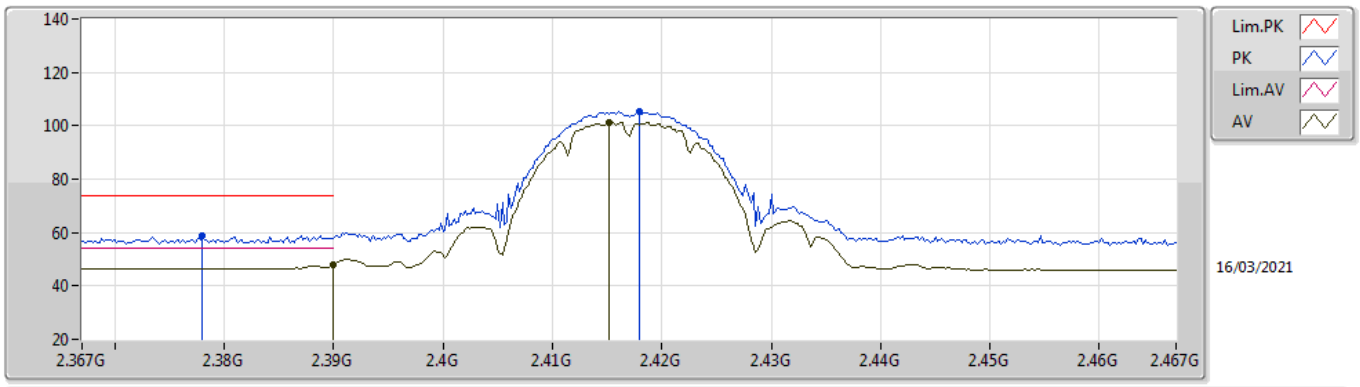

Type	Freq	Level	Limit	Margin	Factor	Dist	Condition	Azimuth	Height	Comment	Raw	AF	CL	PA
	(Hz)	(dBuV/m)	(dBuV/m)	(dB)	(dB)	(m)		(°)	(m)		(dBuV)	(dB)	(dB)	(dB)
AV	2.39G	47.84	54.00	-6.16	33.57	3	Vertical	28	2.71	-	14.27	27.62	5.95	-
AV	2.4152G	101.24	Inf	-Inf	33.52	3	Vertical	28	2.71	-	67.72	27.54	5.98	-
PK	2.378G	58.87	74.00	-15.13	33.58	3	Vertical	28	2.71	-	25.29	27.64	5.94	-
PK	2.418G	105.20	Inf	-Inf	33.51	3	Vertical	28	2.71	-	71.69	27.53	5.98	-

802.11b_Nss1,(1Mbps)_1TX

2417MHz_TX

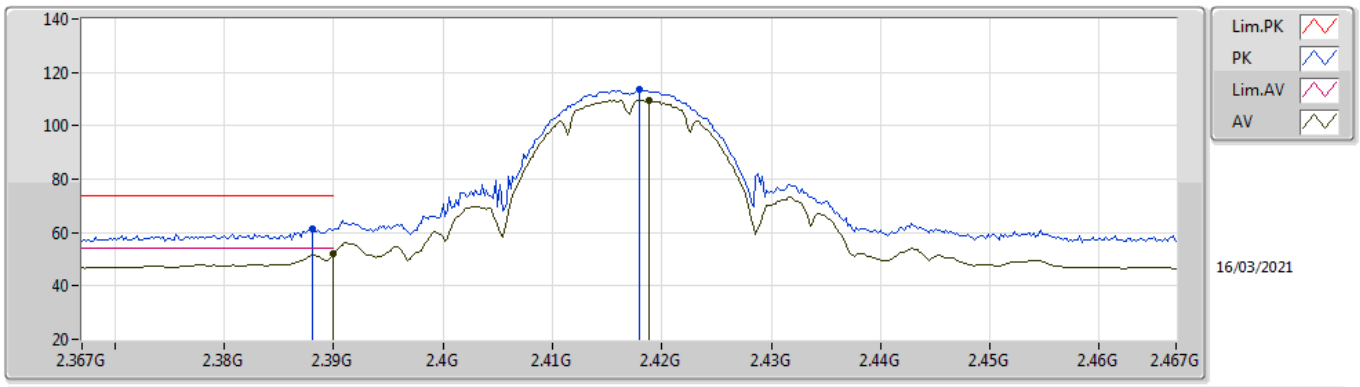

Type	Freq	Level	Limit	Margin	Factor	Dist	Condition	Azimuth	Height	Comment	Raw	AF	CL	PA
	(Hz)	(dBuV/m)	(dBuV/m)	(dB)	(dB)	(m)		(°)	(m)		(dBuV)	(dB)	(dB)	(dB)
AV	2.39G	52.26	54.00	-1.74	33.57	3	Horizontal	272	2.55	-	18.69	27.62	5.95	-
AV	2.4188G	109.45	Inf	-Inf	33.50	3	Horizontal	272	2.55	-	75.95	27.52	5.98	-
PK	2.388G	61.19	74.00	-12.81	33.57	3	Horizontal	272	2.55	-	27.62	27.62	5.95	-
PK	2.418G	113.41	Inf	-Inf	33.51	3	Horizontal	272	2.55	-	79.90	27.53	5.98	-

802.11b_Nss1,(1Mbps)_1TX

2437MHz_TX

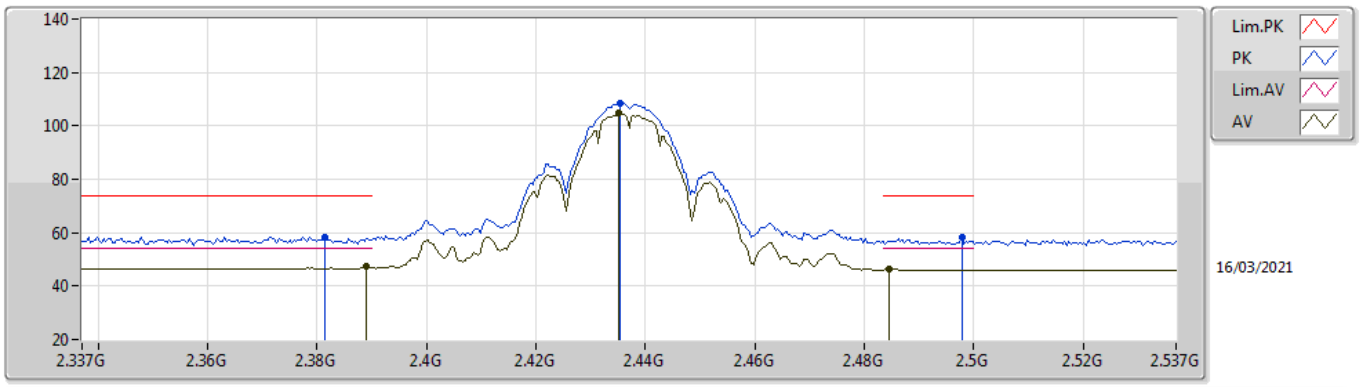

Type	Freq	Level	Limit	Margin	Factor	Dist	Condition	Azimuth	Height	Comment	Raw	AF	CL	PA
	(Hz)	(dBuV/m)	(dBuV/m)	(dB)	(dB)	(m)		(°)	(m)		(dBuV)	(dB)	(dB)	(dB)
AV	2.389G	47.56	54.00	-6.44	33.57	3	Vertical	30	3.00	-	13.99	27.62	5.95	-
AV	2.435G	104.61	Inf	-Inf	33.46	3	Vertical	30	3.00	-	71.15	27.46	6.00	-
AV	2.4846G	46.57	54.00	-7.43	33.46	3	Vertical	30	3.00	-	13.11	27.40	6.06	-
PK	2.3814G	58.44	74.00	-15.56	33.59	3	Vertical	30	3.00	-	24.85	27.64	5.95	-
PK	2.4354G	108.35	Inf	-Inf	33.46	3	Vertical	30	3.00	-	74.89	27.46	6.00	-
PK	2.4978G	58.32	74.00	-15.68	33.48	3	Vertical	30	3.00	-	24.84	27.40	6.08	-

802.11b_Nss1,(1Mbps)_1TX

2437MHz_TX

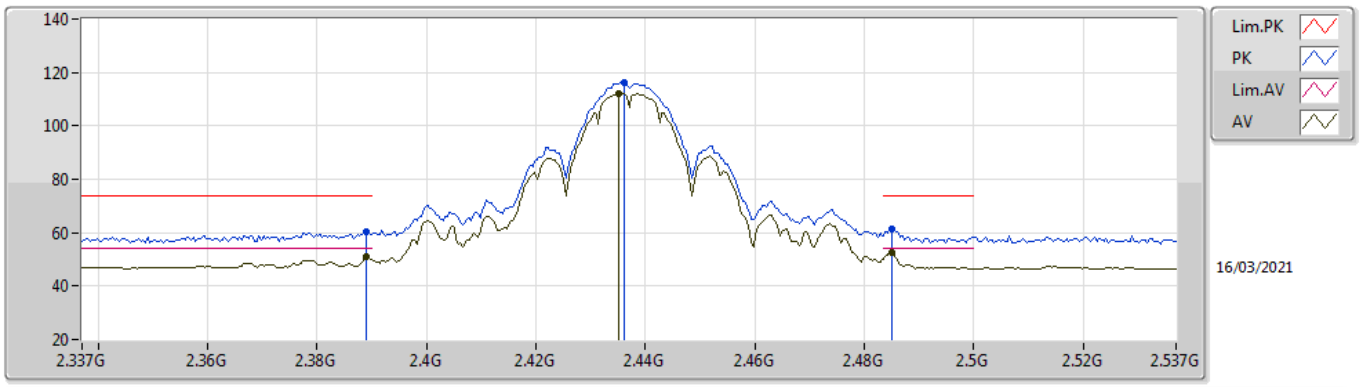

Type	Freq	Level	Limit	Margin	Factor	Dist	Condition	Azimuth	Height	Comment	Raw	AF	CL	PA
	(Hz)	(dBuV/m)	(dBuV/m)	(dB)	(dB)	(m)		(°)	(m)		(dBuV)	(dB)	(dB)	(dB)
AV	2.389G	51.06	54.00	-2.94	33.57	3	Horizontal	259	1.00	-	17.49	27.62	5.95	-
AV	2.435G	112.28	Inf	-Inf	33.46	3	Horizontal	259	1.00	-	78.82	27.46	6.00	-
AV	2.485G	52.60	54.00	-1.40	33.46	3	Horizontal	259	1.00	-	19.14	27.40	6.06	-
PK	2.389G	60.45	74.00	-13.55	33.57	3	Horizontal	259	1.00	-	26.88	27.62	5.95	-
PK	2.4362G	116.10	Inf	-Inf	33.46	3	Horizontal	259	1.00	-	82.64	27.46	6.00	-
PK	2.485G	61.25	74.00	-12.75	33.46	3	Horizontal	259	1.00	-	27.79	27.40	6.06	-

802.11b_Nss1,(1Mbps)_1TX

2437MHz_TX

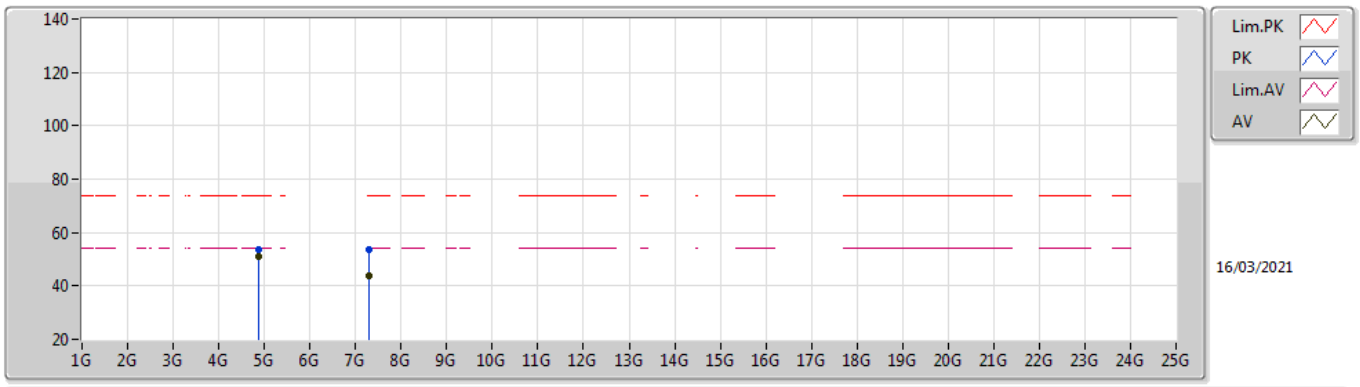

Type	Freq	Level	Limit	Margin	Factor	Dist	Condition	Azimuth	Height	Comment	Raw	AF	CL	PA
	(Hz)	(dBuV/m)	(dBuV/m)	(dB)	(dB)	(m)		(°)	(m)		(dBuV)	(dB)	(dB)	(dB)
AV	4.87394G	51.15	54.00	-2.85	5.09	3	Vertical	190	2.92	-	46.06	31.05	8.30	34.26
AV	7.30922G	44.03	54.00	-9.97	11.82	3	Vertical	105	1.34	-	32.21	36.36	10.03	34.57
PK	4.87399G	53.72	74.00	-20.28	5.09	3	Vertical	190	2.92	-	48.63	31.05	8.30	34.26
PK	7.3101G	53.65	74.00	-20.35	11.82	3	Vertical	105	1.34	-	41.83	36.36	10.03	34.57

802.11b_Nss1,(1Mbps)_1TX

2437MHz_TX

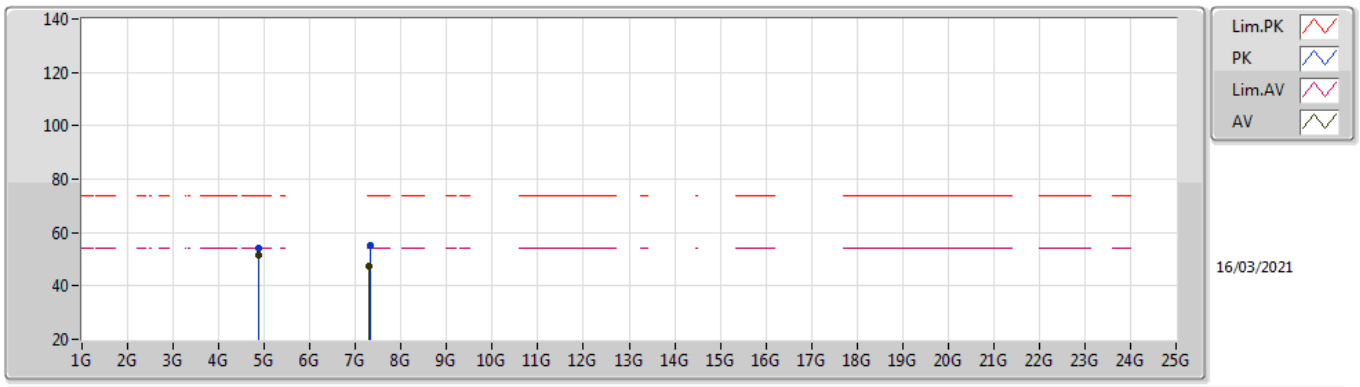

Type	Freq	Level	Limit	Margin	Factor	Dist	Condition	Azimuth	Height	Comment	Raw	AF	CL	PA
	(Hz)	(dBuV/m)	(dBuV/m)	(dB)	(dB)	(m)		(°)	(m)		(dBuV)	(dB)	(dB)	(dB)
AV	4.87395G	51.63	54.00	-2.37	5.09	3	Horizontal	245	1.00	-	46.54	31.05	8.30	34.26
AV	7.30916G	47.20	54.00	-6.80	11.82	3	Horizontal	81	1.02	-	35.38	36.36	10.03	34.57
PK	4.87393G	54.19	74.00	-19.81	5.09	3	Horizontal	245	1.00	-	49.10	31.05	8.30	34.26
PK	7.3124G	55.41	74.00	-18.59	11.81	3	Horizontal	81	1.02	-	43.60	36.35	10.03	34.57

802.11b_Nss1,(1Mbps)_1TX

2457MHz_TX

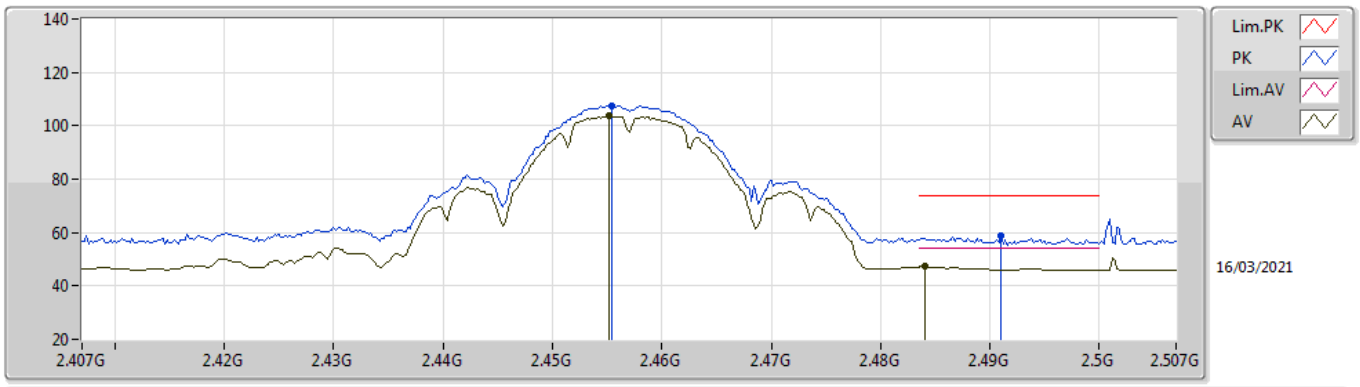

Type	Freq	Level	Limit	Margin	Factor	Dist	Condition	Azimuth	Height	Comment	Raw	AF	CL	PA
	(Hz)	(dBuV/m)	(dBuV/m)	(dB)	(dB)	(m)		(°)	(m)		(dBuV)	(dB)	(dB)	(dB)
AV	2.4552G	103.78	Inf	-Inf	33.43	3	Vertical	32	2.94	-	70.35	27.40	6.03	-
AV	2.484G	47.30	54.00	-6.70	33.46	3	Vertical	32	2.94	-	13.84	27.40	6.06	-
PK	2.4554G	107.60	Inf	-Inf	33.43	3	Vertical	32	2.94	-	74.17	27.40	6.03	-
PK	2.491G	58.59	74.00	-15.41	33.47	3	Vertical	32	2.94	-	25.12	27.40	6.07	-

802.11b_Nss1,(1Mbps)_1TX

2457MHz_TX

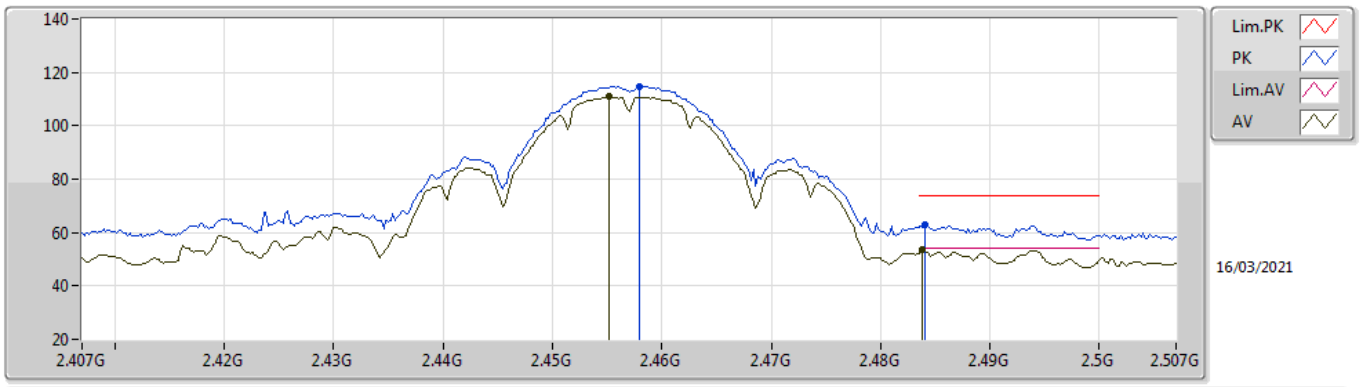

Type	Freq	Level	Limit	Margin	Factor	Dist	Condition	Azimuth	Height	Comment	Raw	AF	CL	PA
	(Hz)	(dBuV/m)	(dBuV/m)	(dB)	(dB)	(m)		(°)	(m)		(dBuV)	(dB)	(dB)	(dB)
AV	2.4552G	110.80	Inf	-Inf	33.43	3	Horizontal	260	1.22	-	77.37	27.40	6.03	-
AV	2.4838G	53.51	54.00	-0.49	33.46	3	Horizontal	260	1.22	-	20.05	27.40	6.06	-
PK	2.458G	114.68	Inf	-Inf	33.43	3	Horizontal	260	1.22	-	81.25	27.40	6.03	-
PK	2.484G	62.82	74.00	-11.18	33.46	3	Horizontal	260	1.22	-	29.36	27.40	6.06	-

802.11b_Nss1,(1Mbps)_1TX

2462MHz_TX

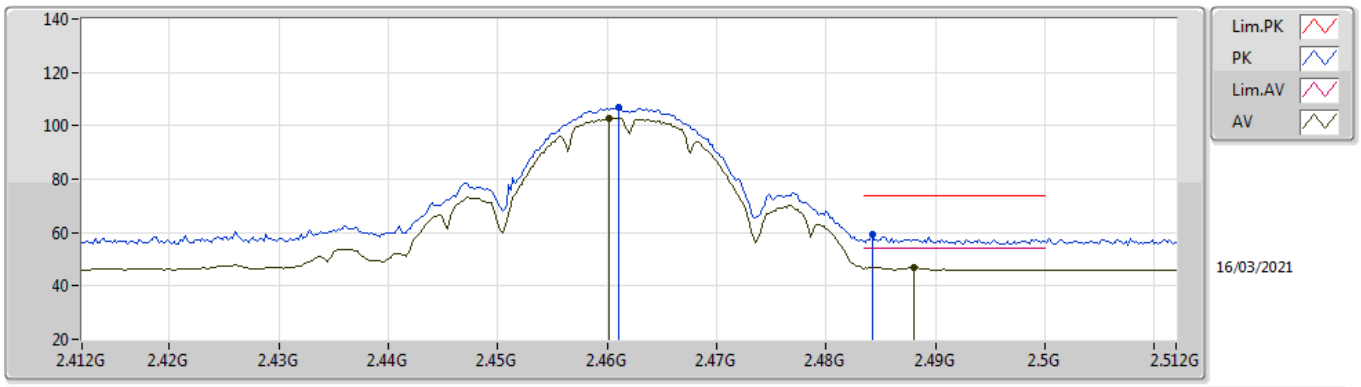

Type	Freq	Level	Limit	Margin	Factor	Dist	Condition	Azimuth	Height	Comment	Raw	AF	CL	PA
	(Hz)	(dBuV/m)	(dBuV/m)	(dB)	(dB)	(m)		(°)	(m)		(dBuV)	(dB)	(dB)	(dB)
AV	2.4602G	102.84	Inf	-Inf	33.43	3	Vertical	31	2.95	-	69.41	27.40	6.03	-
AV	2.488G	46.99	54.00	-7.01	33.47	3	Vertical	31	2.95	-	13.52	27.40	6.07	-
PK	2.461G	106.64	Inf	-Inf	33.43	3	Vertical	31	2.95	-	73.21	27.40	6.03	-
PK	2.4842G	59.08	74.00	-14.92	33.46	3	Vertical	31	2.95	-	25.62	27.40	6.06	-

802.11b_Nss1,(1Mbps)_1TX

2462MHz_TX

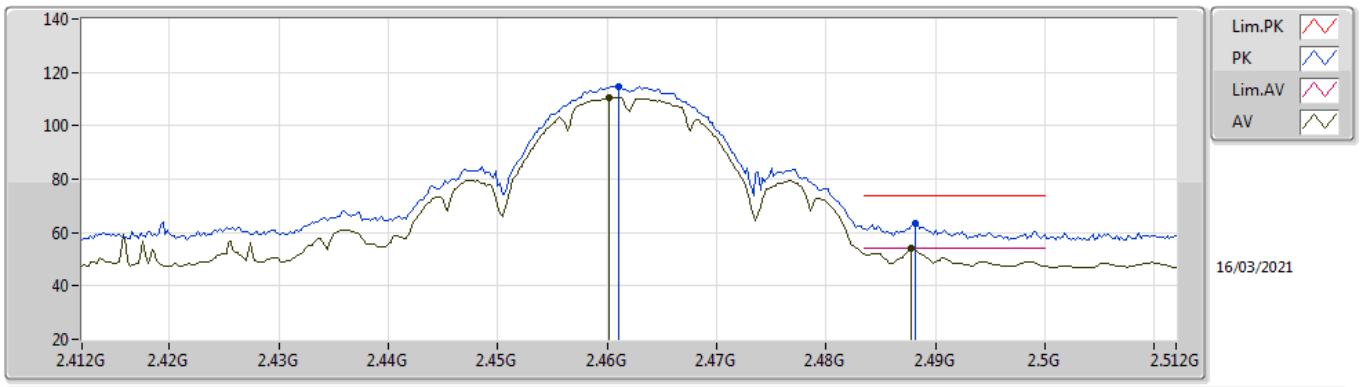

Type	Freq	Level	Limit	Margin	Factor	Dist	Condition	Azimuth	Height	Comment	Raw	AF	CL	PA
	(Hz)	(dBuV/m)	(dBuV/m)	(dB)	(dB)	(m)		(°)	(m)		(dBuV)	(dB)	(dB)	(dB)
AV	2.4602G	110.56	Inf	-Inf	33.43	3	Horizontal	259	1.22	-	77.13	27.40	6.03	-
AV	2.4878G	53.90	54.00	-0.10	33.47	3	Horizontal	259	1.22	-	20.43	27.40	6.07	-
PK	2.461G	114.58	Inf	-Inf	33.43	3	Horizontal	259	1.22	-	81.15	27.40	6.03	-
PK	2.4882G	63.29	74.00	-10.71	33.47	3	Horizontal	259	1.22	-	29.82	27.40	6.07	-

802.11b_Nss1,(1Mbps)_1TX

2462MHz_TX

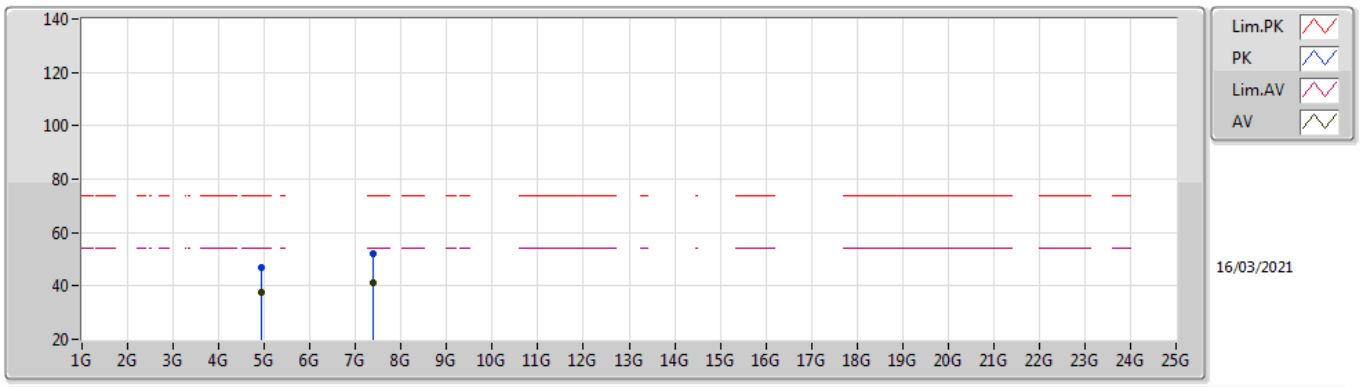

Type	Freq	Level	Limit	Margin	Factor	Dist	Condition	Azimuth	Height	Comment	Raw	AF	CL	PA
	(Hz)	(dBuV/m)	(dBuV/m)	(dB)	(dB)	(m)		(°)	(m)		(dBuV)	(dB)	(dB)	(dB)
AV	4.92397G	37.45	54.00	-16.55	5.18	3	Vertical	165	1.60	-	32.27	31.10	8.33	34.25
AV	7.38768G	41.19	54.00	-12.81	11.59	3	Vertical	103	1.46	-	29.60	36.12	10.05	34.58
PK	4.92387G	46.69	74.00	-27.31	5.18	3	Vertical	165	1.60	-	41.51	31.10	8.33	34.25
PK	7.38736G	52.21	74.00	-21.79	11.60	3	Vertical	103	1.46	-	40.61	36.13	10.05	34.58

802.11b_Nss1,(1Mbps)_1TX

2462MHz_TX

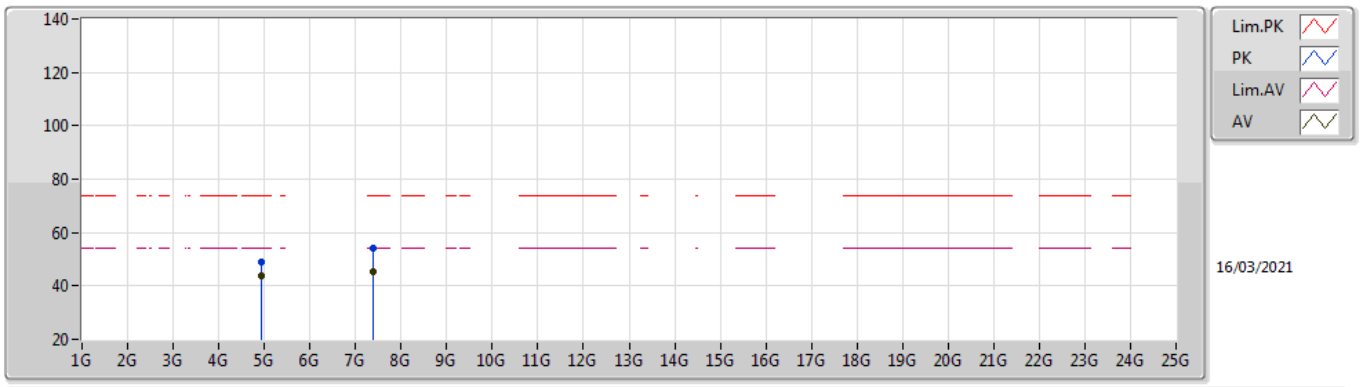

Type	Freq	Level	Limit	Margin	Factor	Dist	Condition	Azimuth	Height	Comment	Raw	AF	CL	PA
	(Hz)	(dBuV/m)	(dBuV/m)	(dB)	(dB)	(m)		(°)	(m)		(dBuV)	(dB)	(dB)	(dB)
AV	4.92395G	43.89	54.00	-10.11	5.18	3	Horizontal	271	2.44	-	38.71	31.10	8.33	34.25
AV	7.38412G	45.34	54.00	-8.66	11.60	3	Horizontal	84	2.89	-	33.74	36.13	10.05	34.58
PK	4.92402G	48.90	74.00	-25.10	5.18	3	Horizontal	271	2.44	-	43.72	31.10	8.33	34.25
PK	7.38388G	53.90	74.00	-20.10	11.60	3	Horizontal	84	2.89	-	42.30	36.13	10.05	34.58

802.11g_Nss1,(6Mbps)_1TX

2412MHz_TX

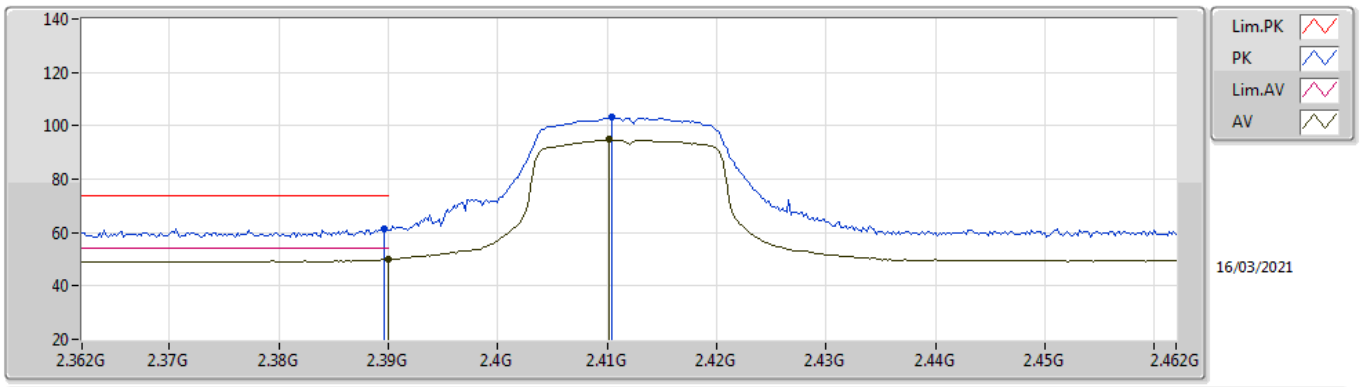

Type	Freq	Level	Limit	Margin	Factor	Dist	Condition	Azimuth	Height	Comment	Raw	AF	CL	PA
	(Hz)	(dBuV/m)	(dBuV/m)	(dB)	(dB)	(m)		(°)	(m)		(dBuV)	(dB)	(dB)	(dB)
AV	2.39G	49.97	54.00	-4.03	33.57	3	Vertical	207	2.72	-	16.40	27.62	5.95	-
AV	2.4102G	94.75	Inf	-Inf	33.53	3	Vertical	207	2.72	-	61.22	27.56	5.97	-
PK	2.3896G	61.30	74.00	-12.70	33.57	3	Vertical	207	2.72	-	27.73	27.62	5.95	-
PK	2.4104G	103.11	Inf	-Inf	33.53	3	Vertical	207	2.72	-	69.58	27.56	5.97	-

802.11g_Nss1,(6Mbps)_1TX

2412MHz_TX

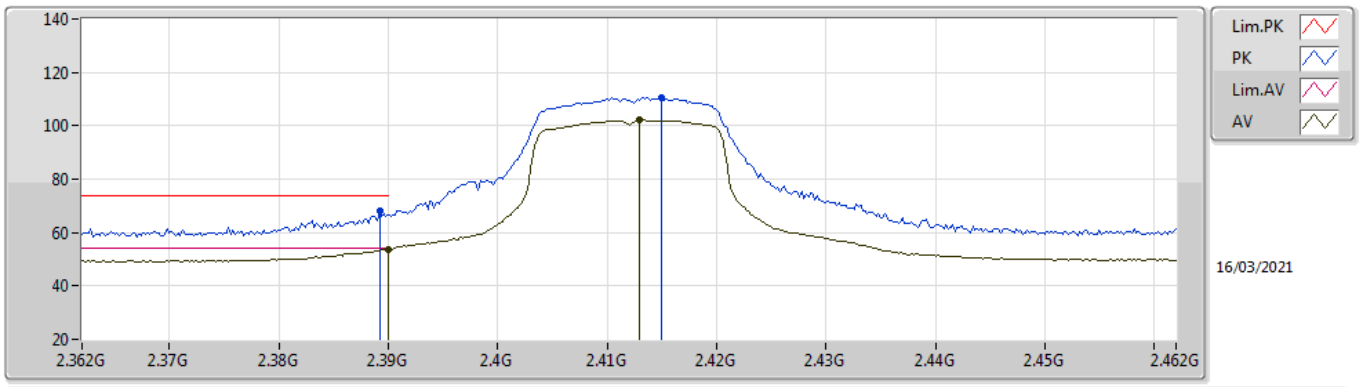

Type	Freq	Level	Limit	Margin	Factor	Dist	Condition	Azimuth	Height	Comment	Raw	AF	CL	PA
	(Hz)	(dBuV/m)	(dBuV/m)	(dB)	(dB)	(m)		(°)	(m)		(dBuV)	(dB)	(dB)	(dB)
AV	2.39G	53.82	54.00	-0.18	33.57	3	Horizontal	88	1.00	-	20.25	27.62	5.95	-
AV	2.413G	102.02	Inf	-Inf	33.53	3	Horizontal	88	1.00	-	68.49	27.55	5.98	-
PK	2.3892G	67.95	74.00	-6.05	33.57	3	Horizontal	88	1.00	-	34.38	27.62	5.95	-
PK	2.415G	110.50	Inf	-Inf	33.52	3	Horizontal	88	1.00	-	76.98	27.54	5.98	-

802.11g_Nss1,(6Mbps)_1TX

2412MHz_TX

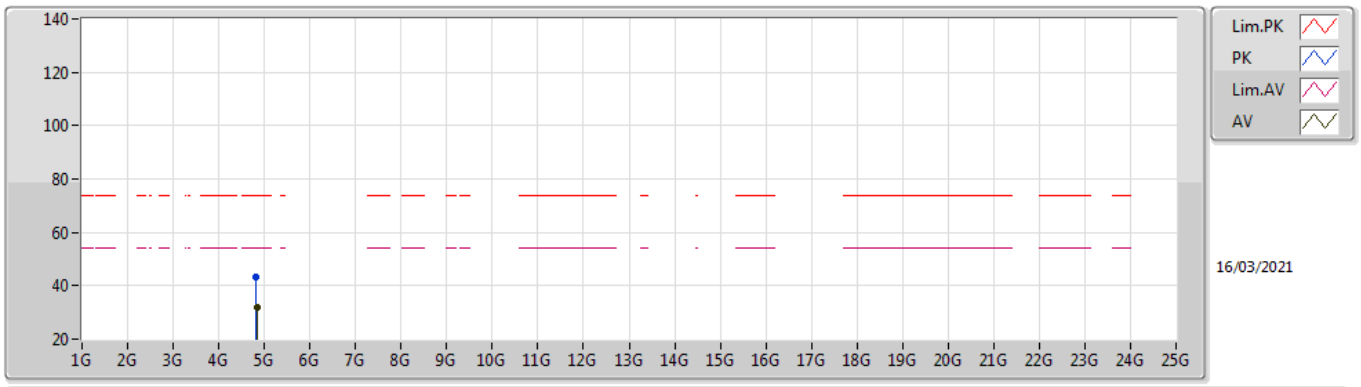

Type	Freq	Level	Limit	Margin	Factor	Dist	Condition	Azimuth	Height	Comment	Raw	AF	CL	PA
	(Hz)	(dBuV/m)	(dBuV/m)	(dB)	(dB)	(m)		(°)	(m)		(dBuV)	(dB)	(dB)	(dB)
AV	4.8322G	31.76	54.00	-22.24	5.02	3	Vertical	276	1.91	-	26.74	31.03	8.27	34.28
PK	4.81648G	43.23	74.00	-30.77	4.95	3	Vertical	276	1.91	-	38.28	30.97	8.26	34.28

802.11g_Nss1,(6Mbps)_1TX

2412MHz_TX

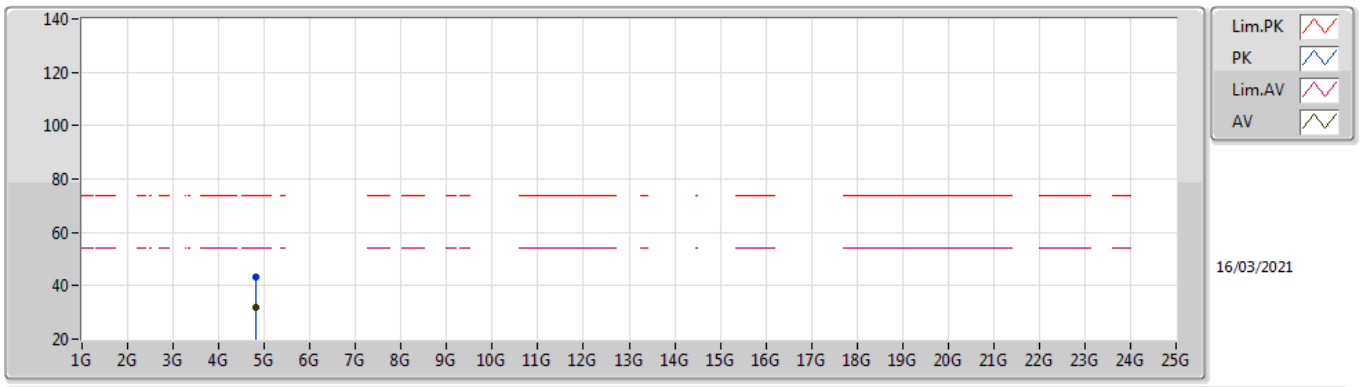

Type	Freq	Level	Limit	Margin	Factor	Dist	Condition	Azimuth	Height	Comment	Raw	AF	CL	PA
	(Hz)	(dBuV/m)	(dBuV/m)	(dB)	(dB)	(m)		(°)	(m)		(dBuV)	(dB)	(dB)	(dB)
AV	4.8234G	31.79	54.00	-22.21	4.98	3	Horizontal	95	1.44	-	26.81	30.99	8.27	34.28
PK	4.82308G	43.52	74.00	-30.48	4.98	3	Horizontal	95	1.44	-	38.54	30.99	8.27	34.28

802.11g_Nss1,(6Mbps)_1TX

2417MHz_TX

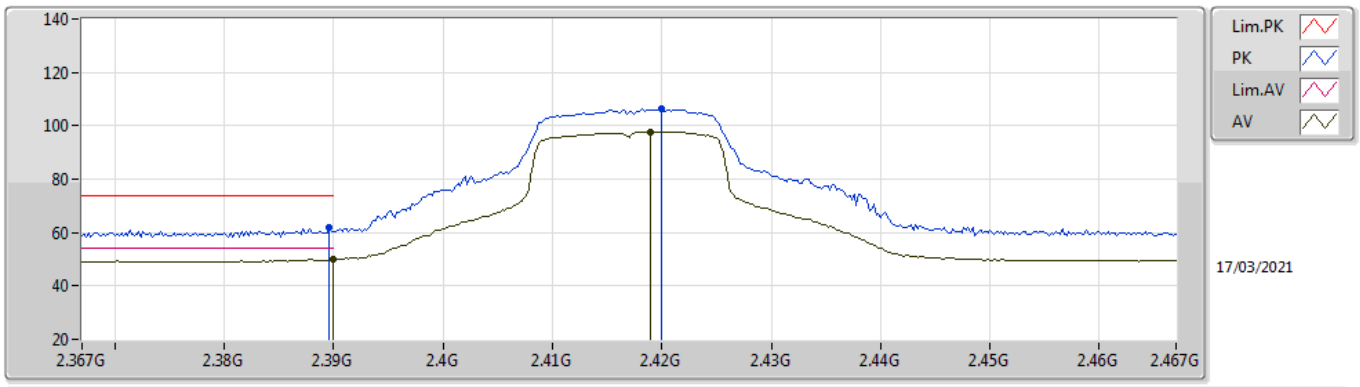

Type	Freq	Level	Limit	Margin	Factor	Dist	Condition	Azimuth	Height	Comment	Raw	AF	CL	PA
	(Hz)	(dBuV/m)	(dBuV/m)	(dB)	(dB)	(m)		(°)	(m)		(dBuV)	(dB)	(dB)	(dB)
AV	2.39G	49.97	54.00	-4.03	33.57	3	Vertical	209	2.65	-	16.40	27.62	5.95	-
AV	2.419G	97.81	Inf	-Inf	33.50	3	Vertical	209	2.65	-	64.31	27.52	5.98	-
PK	2.3896G	62.03	74.00	-11.97	33.57	3	Vertical	209	2.65	-	28.46	27.62	5.95	-
PK	2.42G	106.27	Inf	-Inf	33.50	3	Vertical	209	2.65	-	72.77	27.52	5.98	-

802.11g_Nss1,(6Mbps)_1TX

2417MHz_TX

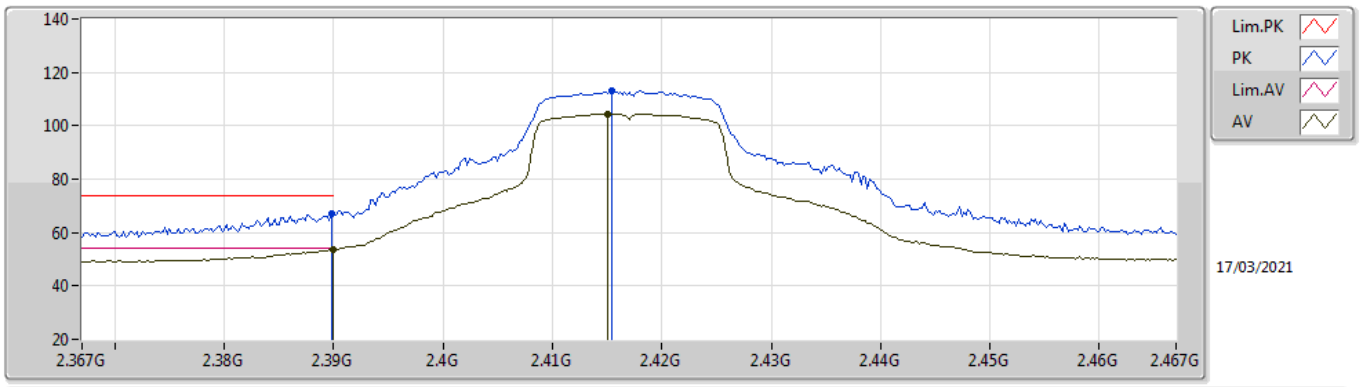

Type	Freq	Level	Limit	Margin	Factor	Dist	Condition	Azimuth	Height	Comment	Raw	AF	CL	PA
	(Hz)	(dBuV/m)	(dBuV/m)	(dB)	(dB)	(m)		(°)	(m)		(dBuV)	(dB)	(dB)	(dB)
AV	2.39G	53.66	54.00	-0.34	33.57	3	Horizontal	79	1.47	-	20.09	27.62	5.95	-
AV	2.415G	104.51	Inf	-Inf	33.52	3	Horizontal	79	1.47	-	70.99	27.54	5.98	-
PK	2.3898G	67.19	74.00	-6.81	33.57	3	Horizontal	79	1.47	-	33.62	27.62	5.95	-
PK	2.4154G	112.93	Inf	-Inf	33.52	3	Horizontal	79	1.47	-	79.41	27.54	5.98	-

802.11g_Nss1,(6Mbps)_1TX

2437MHz_TX

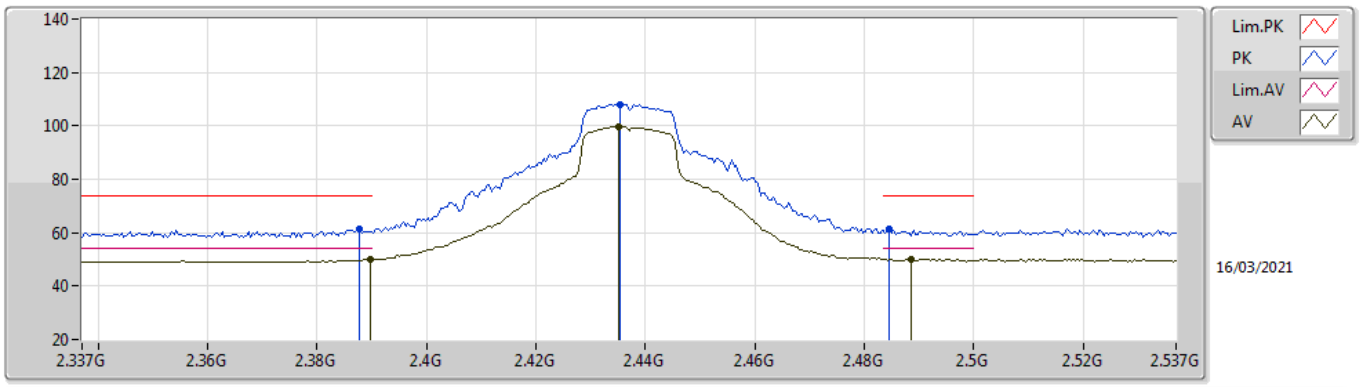

Type	Freq	Level	Limit	Margin	Factor	Dist	Condition	Azimuth	Height	Comment	Raw	AF	CL	PA
	(Hz)	(dBuV/m)	(dBuV/m)	(dB)	(dB)	(m)		(°)	(m)		(dBuV)	(dB)	(dB)	(dB)
AV	2.3898G	49.96	54.00	-4.04	33.57	3	Vertical	209	2.95	-	16.39	27.62	5.95	-
AV	2.435G	99.91	Inf	-Inf	33.46	3	Vertical	209	2.95	-	66.45	27.46	6.00	-
AV	2.4886G	50.02	54.00	-3.98	33.47	3	Vertical	209	2.95	-	16.55	27.40	6.07	-
PK	2.3878G	61.28	74.00	-12.72	33.57	3	Vertical	209	2.95	-	27.71	27.62	5.95	-
PK	2.4354G	108.18	Inf	-Inf	33.46	3	Vertical	209	2.95	-	74.72	27.46	6.00	-
PK	2.4846G	61.24	74.00	-12.76	33.46	3	Vertical	209	2.95	-	27.78	27.40	6.06	-

802.11g_Nss1,(6Mbps)_1TX

2437MHz_TX

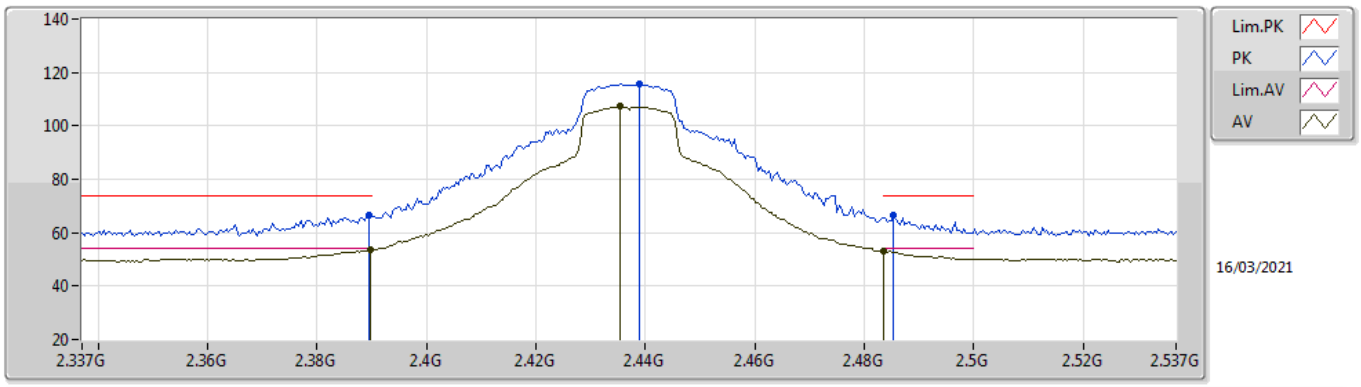

Type	Freq	Level	Limit	Margin	Factor	Dist	Condition	Azimuth	Height	Comment	Raw	AF	CL	PA
	(Hz)	(dBuV/m)	(dBuV/m)	(dB)	(dB)	(m)		(°)	(m)		(dBuV)	(dB)	(dB)	(dB)
AV	2.3898G	53.49	54.00	-0.51	33.57	3	Horizontal	249	1.00	-	19.92	27.62	5.95	-
AV	2.4354G	107.30	Inf	-Inf	33.46	3	Horizontal	249	1.00	-	73.84	27.46	6.00	-
AV	2.4835G	53.16	54.00	-0.84	33.46	3	Horizontal	249	1.00	-	19.70	27.40	6.06	-
PK	2.3894G	66.68	74.00	-7.32	33.57	3	Horizontal	249	1.00	-	33.11	27.62	5.95	-
PK	2.439G	115.71	Inf	-Inf	33.45	3	Horizontal	249	1.00	-	82.26	27.44	6.01	-
PK	2.4854G	66.64	74.00	-7.36	33.46	3	Horizontal	249	1.00	-	33.18	27.40	6.06	-

802.11g_Nss1,(6Mbps)_1TX

2437MHz_TX

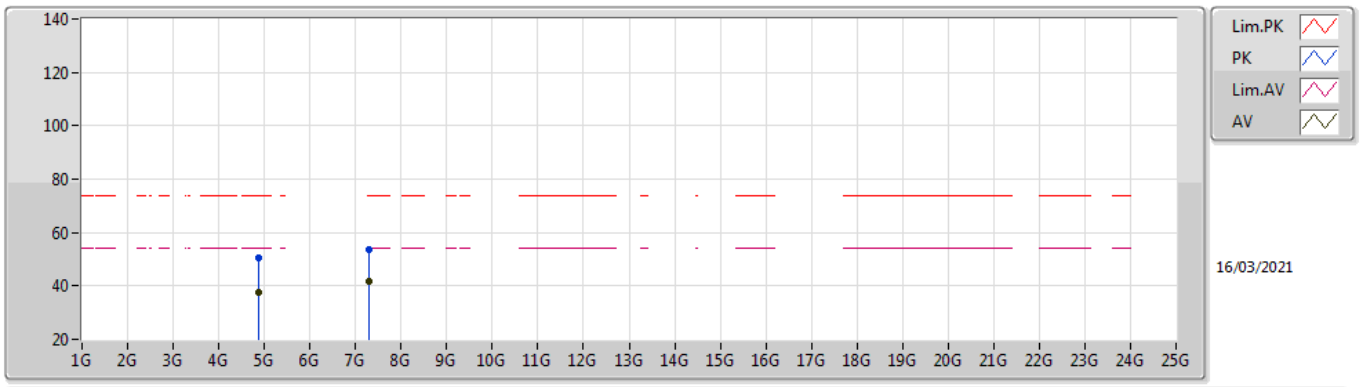

Type	Freq	Level	Limit	Margin	Factor	Dist	Condition	Azimuth	Height	Comment	Raw	AF	CL	PA
	(Hz)	(dBuV/m)	(dBuV/m)	(dB)	(dB)	(m)		(°)	(m)		(dBuV)	(dB)	(dB)	(dB)
AV	4.87316G	37.40	54.00	-16.60	5.09	3	Vertical	12	2.96	-	32.31	31.05	8.30	34.26
AV	7.30968G	41.69	54.00	-12.31	11.82	3	Vertical	281	1.11	-	29.87	36.36	10.03	34.57
PK	4.86952G	50.37	74.00	-23.63	5.10	3	Vertical	12	2.96	-	45.27	31.06	8.30	34.26
PK	7.30756G	53.66	74.00	-20.34	11.83	3	Vertical	281	1.11	-	41.83	36.37	10.03	34.57

802.11g_Nss1,(6Mbps)_1TX

2437MHz_TX

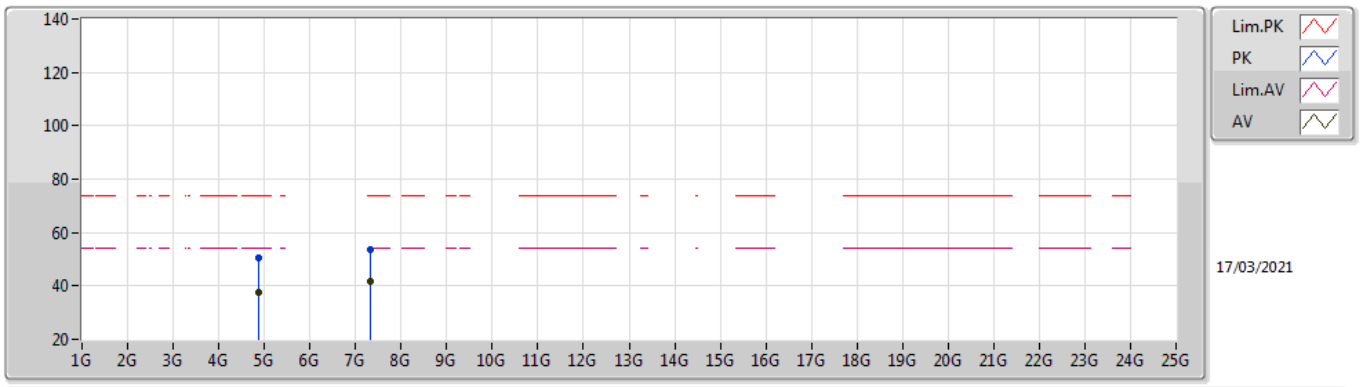

Type	Freq	Level	Limit	Margin	Factor	Dist	Condition	Azimuth	Height	Comment	Raw	AF	CL	PA
	(Hz)	(dBuV/m)	(dBuV/m)	(dB)	(dB)	(m)		(°)	(m)		(dBuV)	(dB)	(dB)	(dB)
AV	4.87448G	37.34	54.00	-16.66	5.09	3	Horizontal	96	1.50	-	32.25	31.05	8.30	34.26
AV	7.31268G	41.96	54.00	-12.04	11.81	3	Horizontal	259	2.92	-	30.15	36.35	10.03	34.57
PK	4.86964G	50.40	74.00	-23.60	5.10	3	Horizontal	96	1.50	-	45.30	31.06	8.30	34.26
PK	7.31136G	53.69	74.00	-20.31	11.81	3	Horizontal	259	2.92	-	41.88	36.35	10.03	34.57

802.11g_Nss1,(6Mbps)_1TX

2457MHz_TX

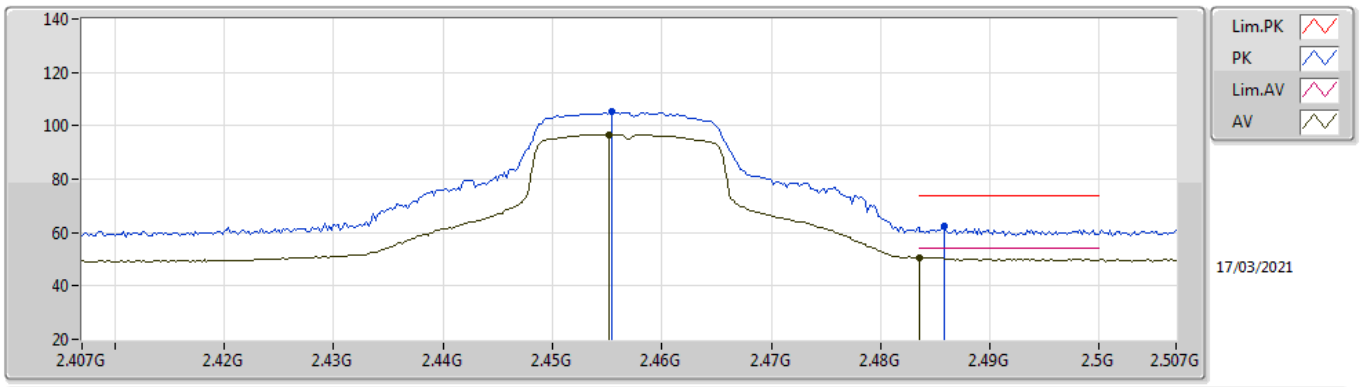

Type	Freq	Level	Limit	Margin	Factor	Dist	Condition	Azimuth	Height	Comment	Raw	AF	CL	PA
	(Hz)	(dBuV/m)	(dBuV/m)	(dB)	(dB)	(m)		(°)	(m)		(dBuV)	(dB)	(dB)	(dB)
AV	2.4552G	96.77	Inf	-Inf	33.43	3	Vertical	203	2.90	-	63.34	27.40	6.03	-
AV	2.4835G	50.54	54.00	-3.46	33.46	3	Vertical	203	2.90	-	17.08	27.40	6.06	-
PK	2.4554G	105.21	Inf	-Inf	33.43	3	Vertical	203	2.90	-	71.78	27.40	6.03	-
PK	2.4858G	62.67	74.00	-11.33	33.46	3	Vertical	203	2.90	-	29.21	27.40	6.06	-

802.11g_Nss1,(6Mbps)_1TX

2457MHz_TX

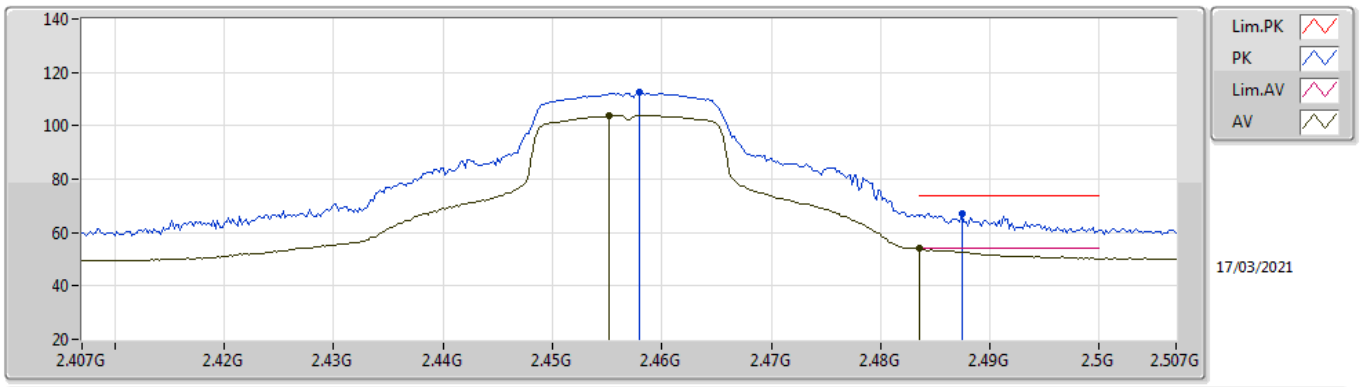

Type	Freq	Level	Limit	Margin	Factor	Dist	Condition	Azimuth	Height	Comment	Raw	AF	CL	PA
	(Hz)	(dBuV/m)	(dBuV/m)	(dB)	(dB)	(m)		(°)	(m)		(dBuV)	(dB)	(dB)	(dB)
AV	2.4552G	103.90	Inf	-Inf	33.43	3	Horizontal	82	1.38	-	70.47	27.40	6.03	-
AV	2.4835G	53.89	54.00	-0.11	33.46	3	Horizontal	82	1.38	-	20.43	27.40	6.06	-
PK	2.458G	112.37	Inf	-Inf	33.43	3	Horizontal	82	1.38	-	78.94	27.40	6.03	-
PK	2.4874G	67.18	74.00	-6.82	33.46	3	Horizontal	82	1.38	-	33.72	27.40	6.06	-

802.11g_Nss1,(6Mbps)_1TX

2462MHz_TX

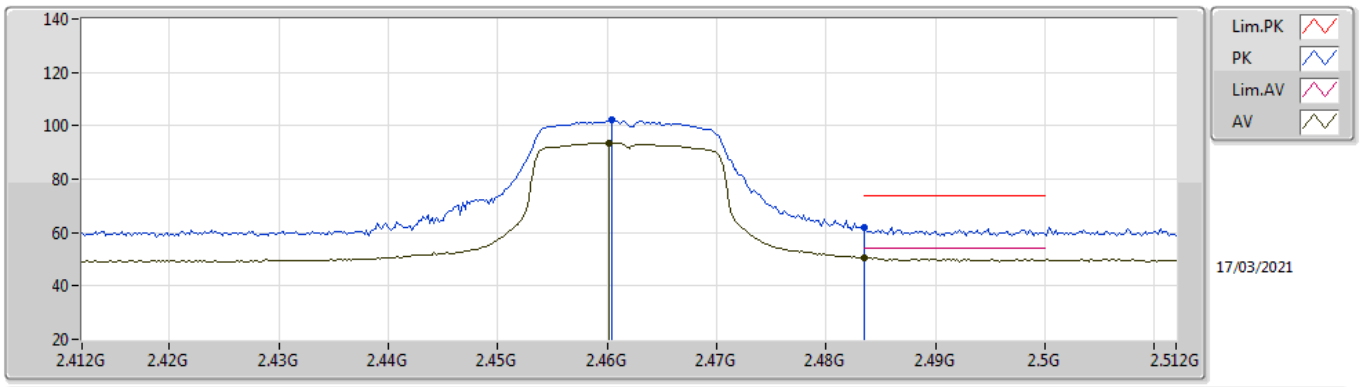

Type	Freq	Level	Limit	Margin	Factor	Dist	Condition	Azimuth	Height	Comment	Raw	AF	CL	PA
	(Hz)	(dBuV/m)	(dBuV/m)	(dB)	(dB)	(m)		(°)	(m)		(dBuV)	(dB)	(dB)	(dB)
AV	2.4602G	93.67	Inf	-Inf	33.43	3	Vertical	202	2.88	-	60.24	27.40	6.03	-
AV	2.4835G	50.54	54.00	-3.46	33.46	3	Vertical	202	2.88	-	17.08	27.40	6.06	-
PK	2.4604G	102.20	Inf	-Inf	33.43	3	Vertical	202	2.88	-	68.77	27.40	6.03	-
PK	2.4835G	61.88	74.00	-12.12	33.46	3	Vertical	202	2.88	-	28.42	27.40	6.06	-

802.11g_Nss1,(6Mbps)_1TX

2462MHz_TX

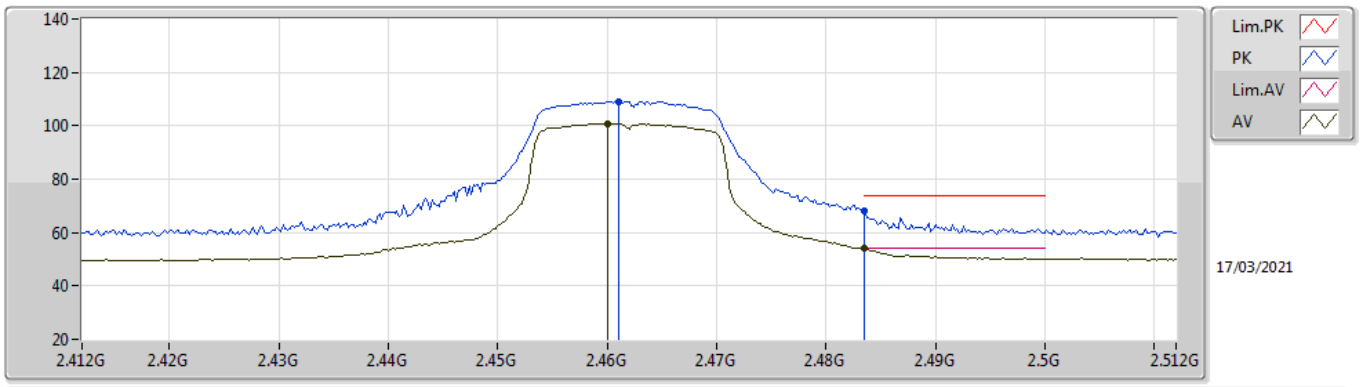

Type	Freq	Level	Limit	Margin	Factor	Dist	Condition	Azimuth	Height	Comment	Raw	AF	CL	PA
	(Hz)	(dBuV/m)	(dBuV/m)	(dB)	(dB)	(m)		(°)	(m)		(dBuV)	(dB)	(dB)	(dB)
AV	2.46G	100.92	Inf	-Inf	33.43	3	Horizontal	83	1.38	-	67.49	27.40	6.03	-
AV	2.4835G	53.89	54.00	-0.11	33.46	3	Horizontal	83	1.38	-	20.43	27.40	6.06	-
PK	2.461G	109.05	Inf	-Inf	33.43	3	Horizontal	83	1.38	-	75.62	27.40	6.03	-
PK	2.4835G	68.03	74.00	-5.97	33.46	3	Horizontal	83	1.38	-	34.57	27.40	6.06	-

802.11g_Nss1,(6Mbps)_1TX

2462MHz_TX

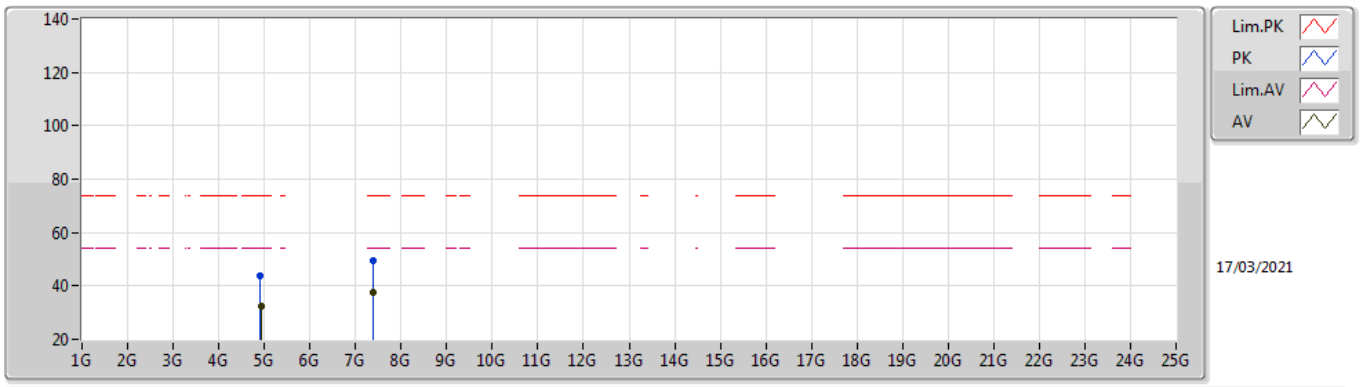

Type	Freq	Level	Limit	Margin	Factor	Dist	Condition	Azimuth	Height	Comment	Raw	AF	CL	PA
	(Hz)	(dBuV/m)	(dBuV/m)	(dB)	(dB)	(m)		(°)	(m)		(dBuV)	(dB)	(dB)	(dB)
AV	4.92724G	32.22	54.00	-21.78	5.20	3	Vertical	119	1.50	-	27.02	31.11	8.33	34.24
AV	7.38168G	37.74	54.00	-16.26	11.61	3	Vertical	282	1.51	-	26.13	36.14	10.05	34.58
PK	4.91732G	43.66	74.00	-30.34	5.15	3	Vertical	119	1.50	-	38.51	31.07	8.33	34.25
PK	7.3784G	49.63	74.00	-24.37	11.61	3	Vertical	282	1.51	-	38.02	36.14	10.05	34.58

802.11g_Nss1,(6Mbps)_1TX

2462MHz_TX

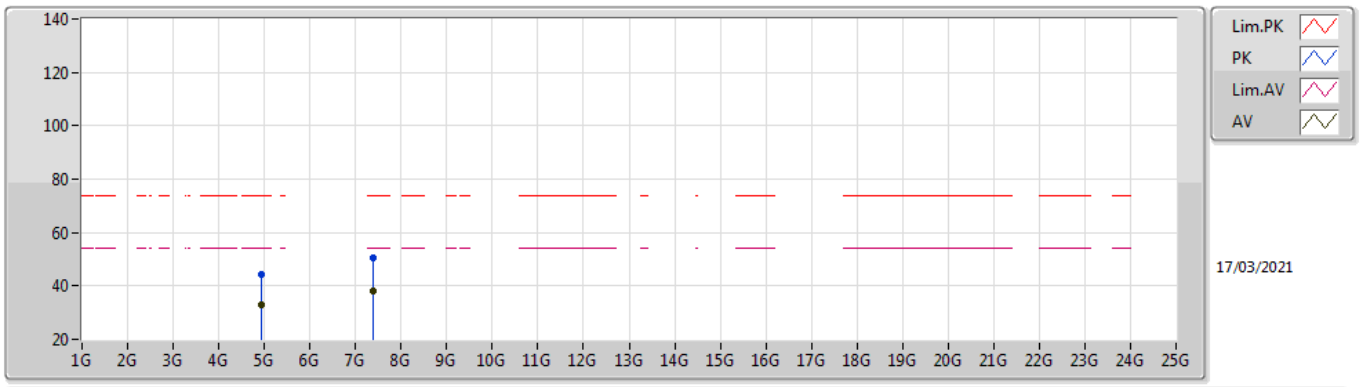

Type	Freq	Level	Limit	Margin	Factor	Dist	Condition	Azimuth	Height	Comment	Raw	AF	CL	PA
	(Hz)	(dBuV/m)	(dBuV/m)	(dB)	(dB)	(m)		(°)	(m)		(dBuV)	(dB)	(dB)	(dB)
AV	4.92384G	32.74	54.00	-21.26	5.18	3	Horizontal	91	1.29	-	27.56	31.10	8.33	34.25
AV	7.38368G	38.23	54.00	-15.77	11.60	3	Horizontal	278	2.32	-	26.63	36.13	10.05	34.58
PK	4.92408G	44.31	74.00	-29.69	5.18	3	Horizontal	91	1.29	-	39.13	31.10	8.33	34.25
PK	7.37896G	50.30	74.00	-23.70	11.61	3	Horizontal	278	2.32	-	38.69	36.14	10.05	34.58

VHT20_Nss1,(MCS0)_2TX

2412MHz_TX

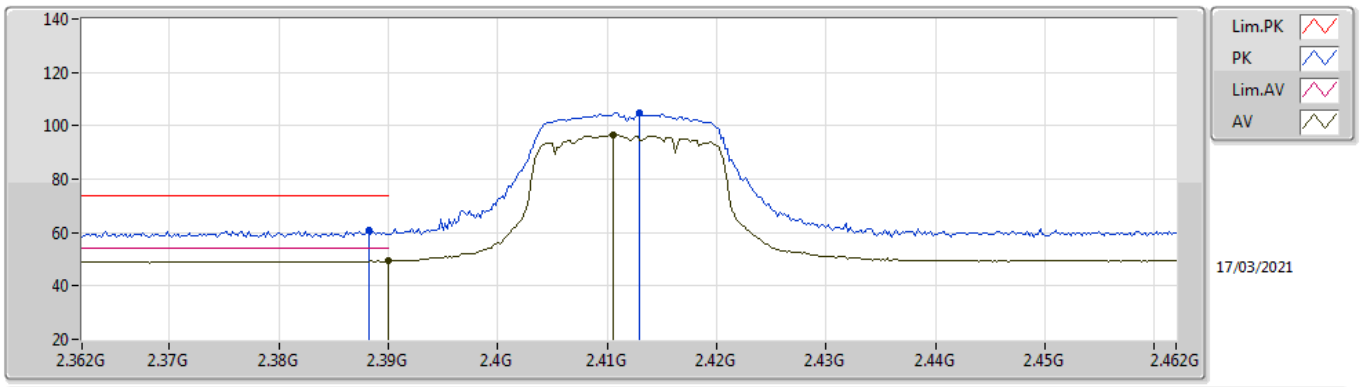

Type	Freq	Level	Limit	Margin	Factor	Dist	Condition	Azimuth	Height	Comment	Raw	AF	CL	PA
	(Hz)	(dBuV/m)	(dBuV/m)	(dB)	(dB)	(m)		(°)	(m)		(dBuV)	(dB)	(dB)	(dB)
AV	2.39G	49.44	54.00	-4.56	33.57	3	Vertical	180	2.93	-	15.87	27.62	5.95	-
AV	2.4106G	96.64	Inf	-Inf	33.53	3	Vertical	180	2.93	-	63.11	27.56	5.97	-
PK	2.3882G	60.86	74.00	-13.14	33.57	3	Vertical	180	2.93	-	27.29	27.62	5.95	-
PK	2.413G	104.70	Inf	-Inf	33.53	3	Vertical	180	2.93	-	71.17	27.55	5.98	-

VHT20_Nss1,(MCS0)_2TX

2412MHz_TX

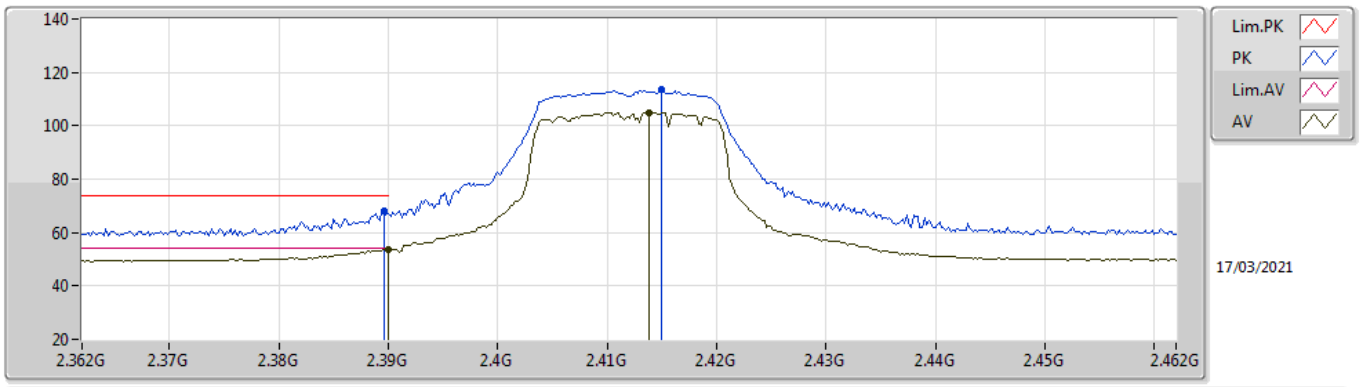

Type	Freq	Level	Limit	Margin	Factor	Dist	Condition	Azimuth	Height	Comment	Raw	AF	CL	PA
	(Hz)	(dBuV/m)	(dBuV/m)	(dB)	(dB)	(m)		(°)	(m)		(dBuV)	(dB)	(dB)	(dB)
AV	2.39G	53.66	54.00	-0.34	33.57	3	Horizontal	255	1.00	-	20.09	27.62	5.95	-
AV	2.4138G	104.95	Inf	-Inf	33.52	3	Horizontal	255	1.00	-	71.43	27.54	5.98	-
PK	2.3896G	68.21	74.00	-5.79	33.57	3	Horizontal	255	1.00	-	34.64	27.62	5.95	-
PK	2.415G	113.48	Inf	-Inf	33.52	3	Horizontal	255	1.00	-	79.96	27.54	5.98	-

VHT20_Nss1,(MCS0)_2TX

2412MHz_TX

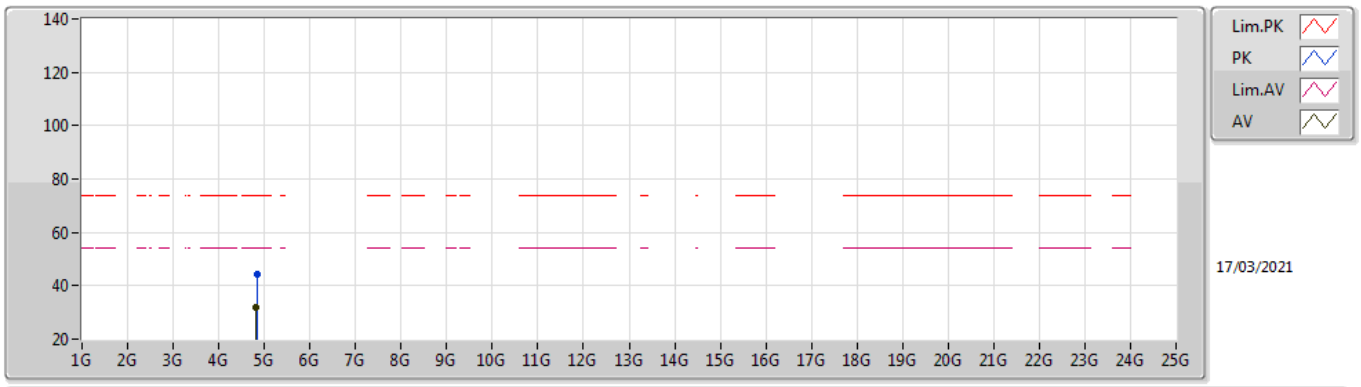

Type	Freq	Level	Limit	Margin	Factor	Dist	Condition	Azimuth	Height	Comment	Raw	AF	CL	PA
	(Hz)	(dBuV/m)	(dBuV/m)	(dB)	(dB)	(m)		(°)	(m)		(dBuV)	(dB)	(dB)	(dB)
AV	4.82392G	31.91	54.00	-22.09	4.99	3	Vertical	164	1.12	-	26.92	31.00	8.27	34.28
PK	4.82936G	44.10	74.00	-29.90	5.01	3	Vertical	164	1.12	-	39.09	31.02	8.27	34.28

VHT20_Nss1,(MCS0)_2TX

2412MHz_TX

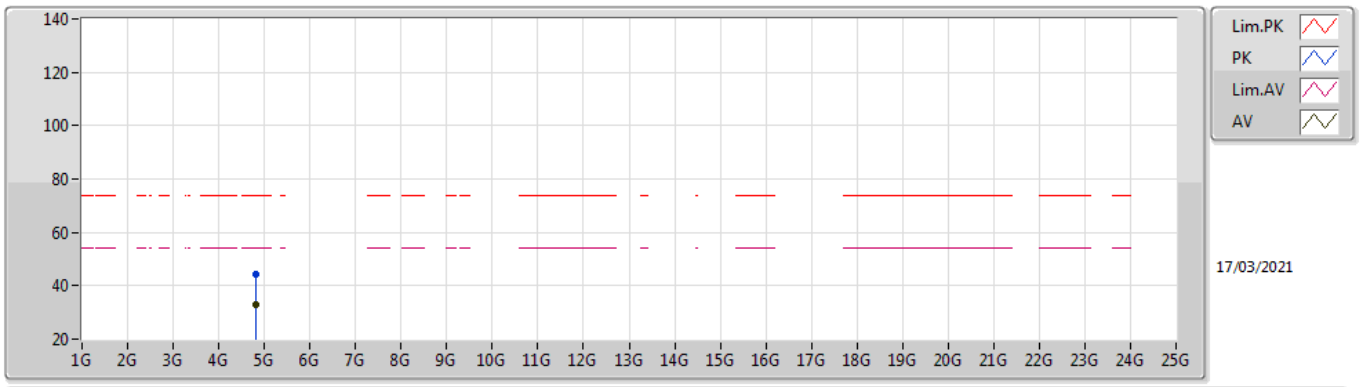

Type	Freq	Level	Limit	Margin	Factor	Dist	Condition	Azimuth	Height	Comment	Raw	AF	CL	PA
	(Hz)	(dBuV/m)	(dBuV/m)	(dB)	(dB)	(m)		(°)	(m)		(dBuV)	(dB)	(dB)	(dB)
AV	4.82412G	32.80	54.00	-21.20	4.99	3	Horizontal	264	1.03	-	27.81	31.00	8.27	34.28
PK	4.821G	44.56	74.00	-29.44	4.96	3	Horizontal	264	1.03	-	39.60	30.98	8.26	34.28

VHT20_Nss1,(MCS0)_2TX

2417MHz_TX

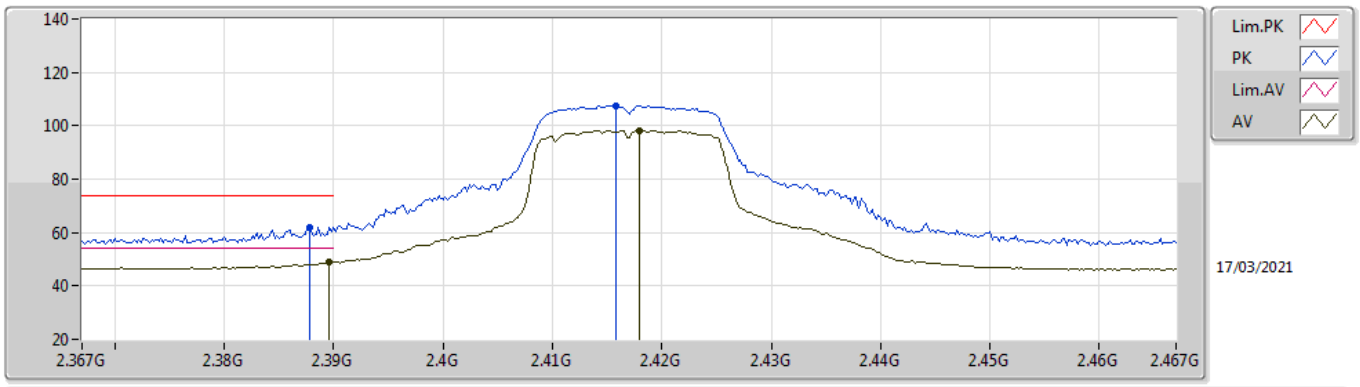

Type	Freq	Level	Limit	Margin	Factor	Dist	Condition	Azimuth	Height	Comment	Raw	AF	CL	PA
	(Hz)	(dBuV/m)	(dBuV/m)	(dB)	(dB)	(m)		(°)	(m)		(dBuV)	(dB)	(dB)	(dB)
AV	2.3896G	49.00	54.00	-5.00	33.57	3	Vertical	198	2.92	-	15.43	27.62	5.95	-
AV	2.418G	98.24	Inf	-Inf	33.51	3	Vertical	198	2.92	-	64.73	27.53	5.98	-
PK	2.3878G	62.15	74.00	-11.85	33.57	3	Vertical	198	2.92	-	28.58	27.62	5.95	-
PK	2.4158G	107.53	Inf	-Inf	33.52	3	Vertical	198	2.92	-	74.01	27.54	5.98	-

VHT20_Nss1,(MCS0)_2TX

2417MHz_TX

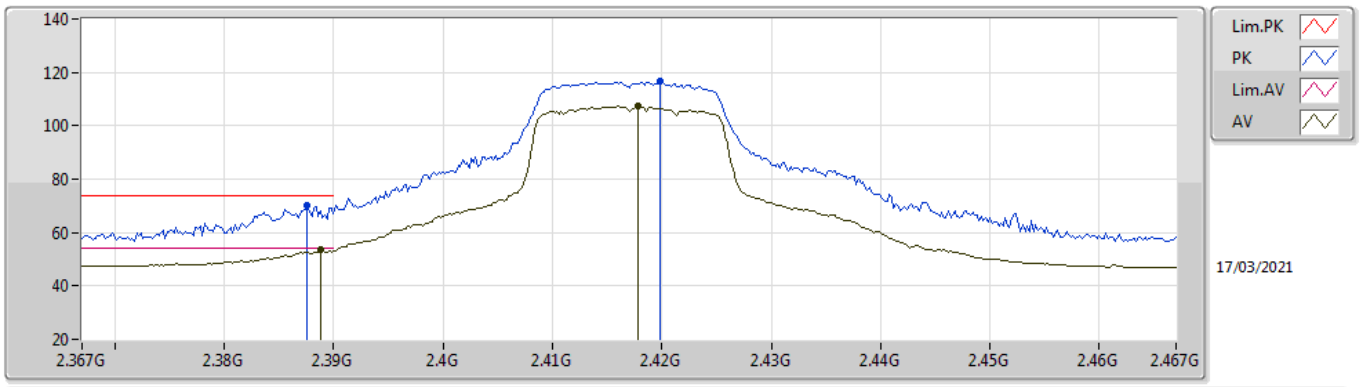

Type	Freq	Level	Limit	Margin	Factor	Dist	Condition	Azimuth	Height	Comment	Raw	AF	CL	PA
	(Hz)	(dBuV/m)	(dBuV/m)	(dB)	(dB)	(m)		(°)	(m)		(dBuV)	(dB)	(dB)	(dB)
AV	2.3888G	53.47	54.00	-0.53	33.57	3	Horizontal	257	1.00	-	19.90	27.62	5.95	-
AV	2.4178G	107.22	Inf	-Inf	33.51	3	Horizontal	257	1.00	-	73.71	27.53	5.98	-
PK	2.3876G	70.27	74.00	-3.73	33.57	3	Horizontal	257	1.00	-	36.70	27.62	5.95	-
PK	2.4198G	116.47	Inf	-Inf	33.50	3	Horizontal	257	1.00	-	82.97	27.52	5.98	-

VHT20_Nss1,(MCS0)_2TX

2437MHz_TX

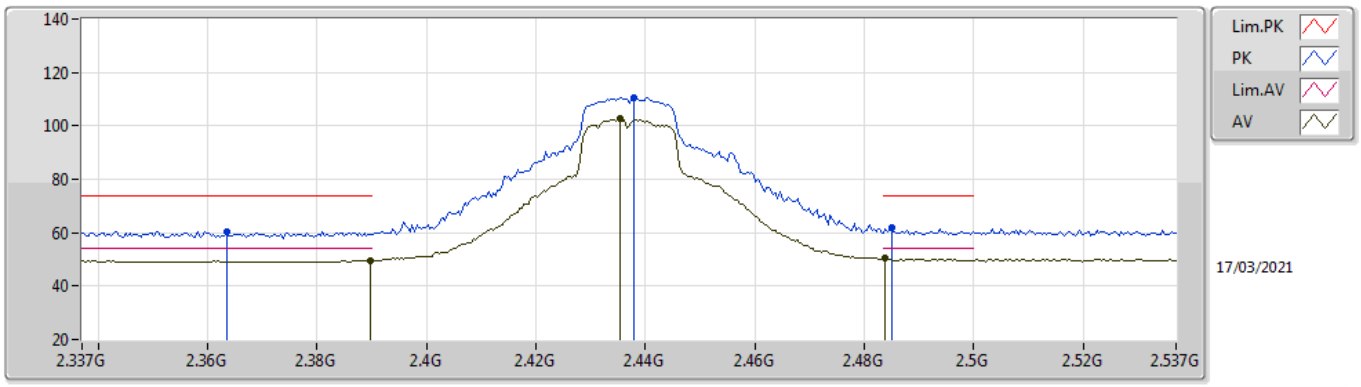

Type	Freq	Level	Limit	Margin	Factor	Dist	Condition	Azimuth	Height	Comment	Raw	AF	CL	PA
	(Hz)	(dBuV/m)	(dBuV/m)	(dB)	(dB)	(m)		(°)	(m)		(dBuV)	(dB)	(dB)	(dB)
AV	2.3898G	49.71	54.00	-4.29	33.57	3	Vertical	197	2.88	-	16.14	27.62	5.95	-
AV	2.4354G	102.60	Inf	-Inf	33.46	3	Vertical	197	2.88	-	69.14	27.46	6.00	-
AV	2.4838G	50.28	54.00	-3.72	33.46	3	Vertical	197	2.88	-	16.82	27.40	6.06	-
PK	2.3634G	60.48	74.00	-13.52	33.60	3	Vertical	197	2.88	-	26.88	27.67	5.93	-
PK	2.4378G	110.69	Inf	-Inf	33.46	3	Vertical	197	2.88	-	77.23	27.45	6.01	-
PK	2.485G	61.67	74.00	-12.33	33.46	3	Vertical	197	2.88	-	28.21	27.40	6.06	-

VHT20_Nss1,(MCS0)_2TX

2437MHz_TX

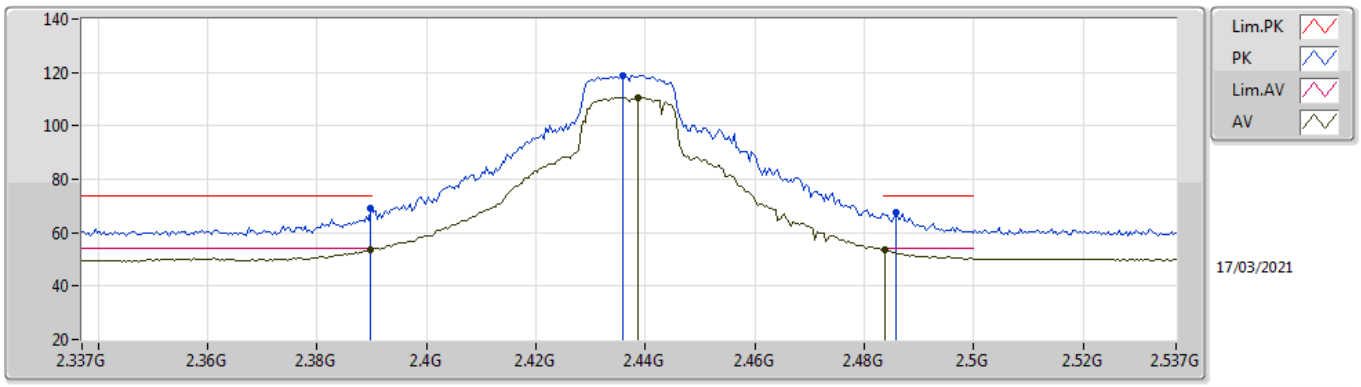

Type	Freq	Level	Limit	Margin	Factor	Dist	Condition	Azimuth	Height	Comment	Raw	AF	CL	PA
	(Hz)	(dBuV/m)	(dBuV/m)	(dB)	(dB)	(m)		(°)	(m)		(dBuV)	(dB)	(dB)	(dB)
AV	2.3898G	53.66	54.00	-0.34	33.57	3	Horizontal	255	1.17	-	20.09	27.62	5.95	-
AV	2.4386G	110.77	Inf	-Inf	33.46	3	Horizontal	255	1.17	-	77.31	27.45	6.01	-
AV	2.4838G	53.53	54.00	-0.47	33.46	3	Horizontal	255	1.17	-	20.07	27.40	6.06	-
PK	2.3898G	69.10	74.00	-4.90	33.57	3	Horizontal	255	1.17	-	35.53	27.62	5.95	-
PK	2.4358G	118.91	Inf	-Inf	33.46	3	Horizontal	255	1.17	-	85.45	27.46	6.00	-
PK	2.4858G	67.37	74.00	-6.63	33.46	3	Horizontal	255	1.17	-	33.91	27.40	6.06	-

VHT20_Nss1,(MCS0)_2TX

2437MHz_TX

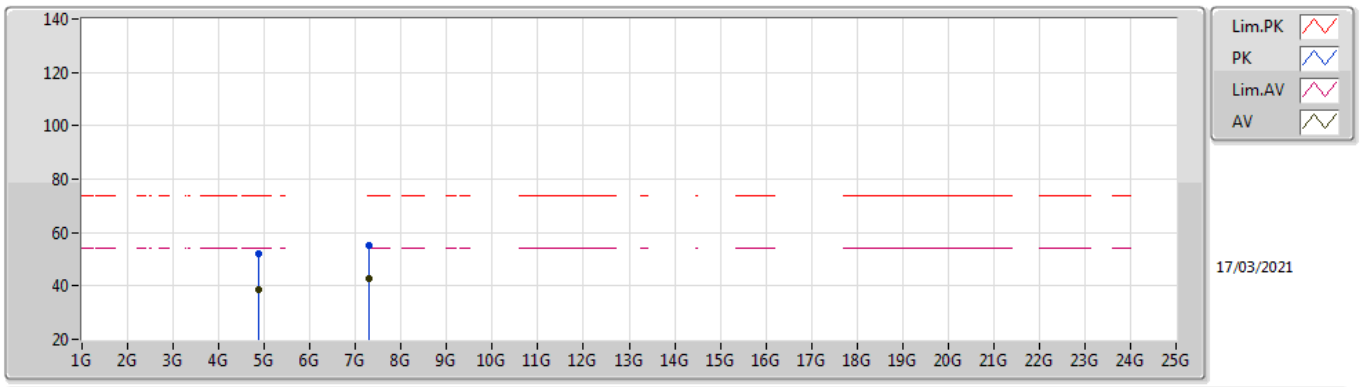

Type	Freq	Level	Limit	Margin	Factor	Dist	Condition	Azimuth	Height	Comment	Raw	AF	CL	PA
	(Hz)	(dBuV/m)	(dBuV/m)	(dB)	(dB)	(m)		(°)	(m)		(dBuV)	(dB)	(dB)	(dB)
AV	4.87468G	38.80	54.00	-15.20	5.09	3	Vertical	10	2.96	-	33.71	31.05	8.30	34.26
AV	7.30996G	42.92	54.00	-11.08	11.82	3	Vertical	281	1.13	-	31.10	36.36	10.03	34.57
PK	4.86968G	52.20	74.00	-21.80	5.10	3	Vertical	10	2.96	-	47.10	31.06	8.30	34.26
PK	7.30872G	54.96	74.00	-19.04	11.83	3	Vertical	281	1.13	-	43.13	36.37	10.03	34.57

VHT20_Nss1,(MCS0)_2TX

2437MHz_TX

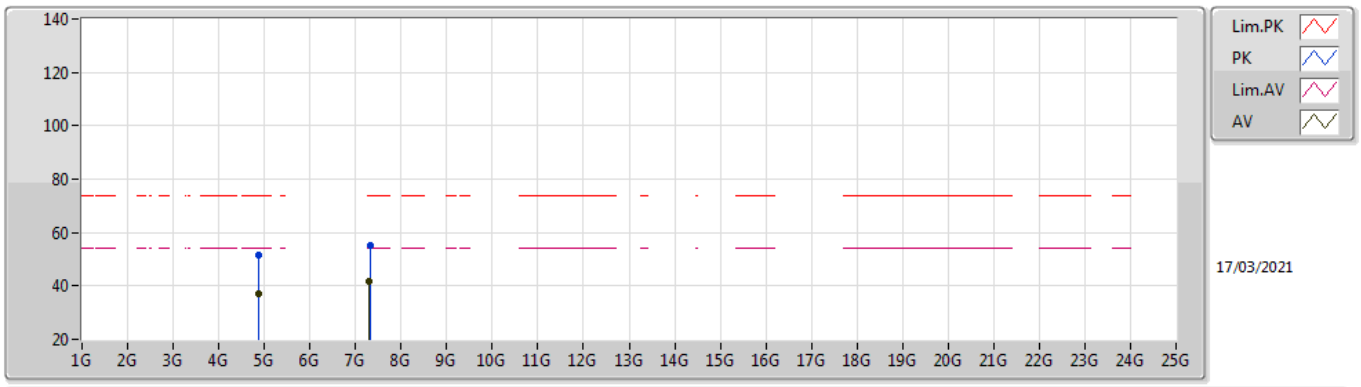

Type	Freq	Level	Limit	Margin	Factor	Dist	Condition	Azimuth	Height	Comment	Raw	AF	CL	PA
	(Hz)	(dBuV/m)	(dBuV/m)	(dB)	(dB)	(m)		(°)	(m)		(dBuV)	(dB)	(dB)	(dB)
AV	4.87684G	37.00	54.00	-17.00	5.09	3	Horizontal	93	1.38	-	31.91	31.05	8.30	34.26
AV	7.30864G	41.84	54.00	-12.16	11.83	3	Horizontal	260	2.93	-	30.01	36.37	10.03	34.57
PK	4.86992G	51.47	74.00	-22.53	5.10	3	Horizontal	93	1.38	-	46.37	31.06	8.30	34.26
PK	7.3134G	55.19	74.00	-18.81	11.81	3	Horizontal	260	2.93	-	43.38	36.35	10.03	34.57

VHT20_Nss1,(MCS0)_2TX

2457MHz_TX

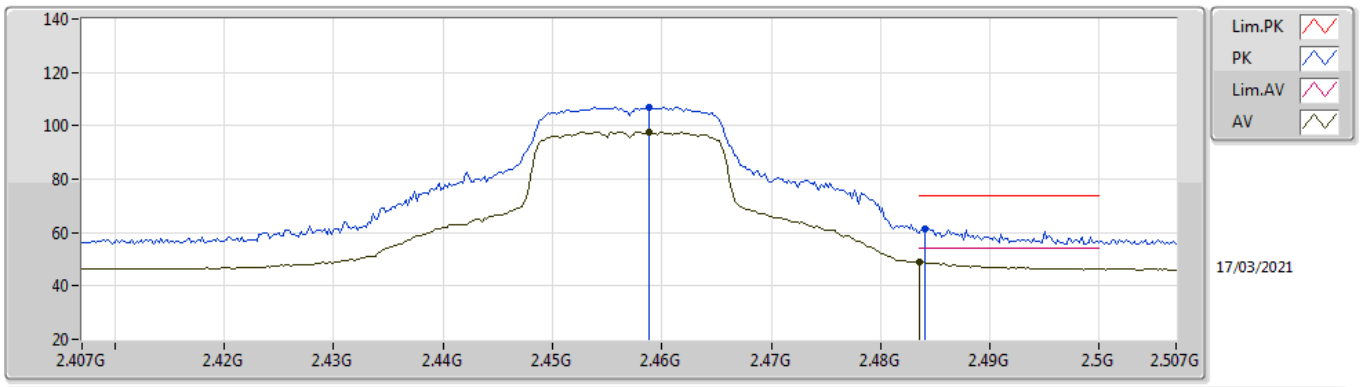

Type	Freq	Level	Limit	Margin	Factor	Dist	Condition	Azimuth	Height	Comment	Raw	AF	CL	PA
	(Hz)	(dBuV/m)	(dBuV/m)	(dB)	(dB)	(m)		(°)	(m)		(dBuV)	(dB)	(dB)	(dB)
AV	2.4588G	97.68	Inf	-Inf	33.43	3	Vertical	210	2.84	-	64.25	27.40	6.03	-
AV	2.4835G	49.18	54.00	-4.82	33.46	3	Vertical	210	2.84	-	15.72	27.40	6.06	-
PK	2.4588G	107.05	Inf	-Inf	33.43	3	Vertical	210	2.84	-	73.62	27.40	6.03	-
PK	2.484G	61.23	74.00	-12.77	33.46	3	Vertical	210	2.84	-	27.77	27.40	6.06	-

VHT20_Nss1,(MCS0)_2TX

2457MHz_TX

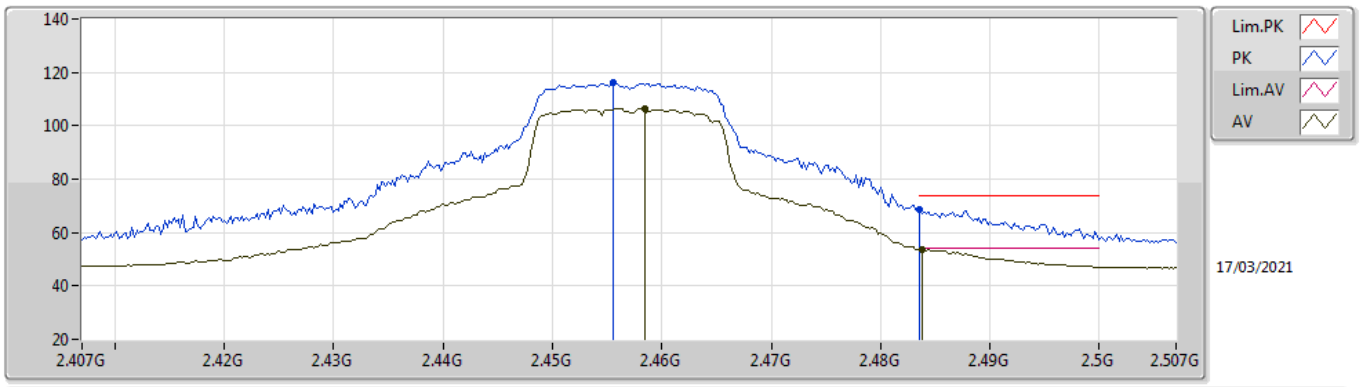

Type	Freq	Level	Limit	Margin	Factor	Dist	Condition	Azimuth	Height	Comment	Raw	AF	CL	PA
	(Hz)	(dBuV/m)	(dBuV/m)	(dB)	(dB)	(m)		(°)	(m)		(dBuV)	(dB)	(dB)	(dB)
AV	2.4584G	106.34	Inf	-Inf	33.43	3	Horizontal	256	1.00	-	72.91	27.40	6.03	-
AV	2.4838G	53.77	54.00	-0.23	33.46	3	Horizontal	256	1.00	-	20.31	27.40	6.06	-
PK	2.4556G	115.96	Inf	-Inf	33.43	3	Horizontal	256	1.00	-	82.53	27.40	6.03	-
PK	2.4836G	68.65	74.00	-5.35	33.46	3	Horizontal	256	1.00	-	35.19	27.40	6.06	-

VHT20_Nss1,(MCS0)_2TX

2462MHz_TX

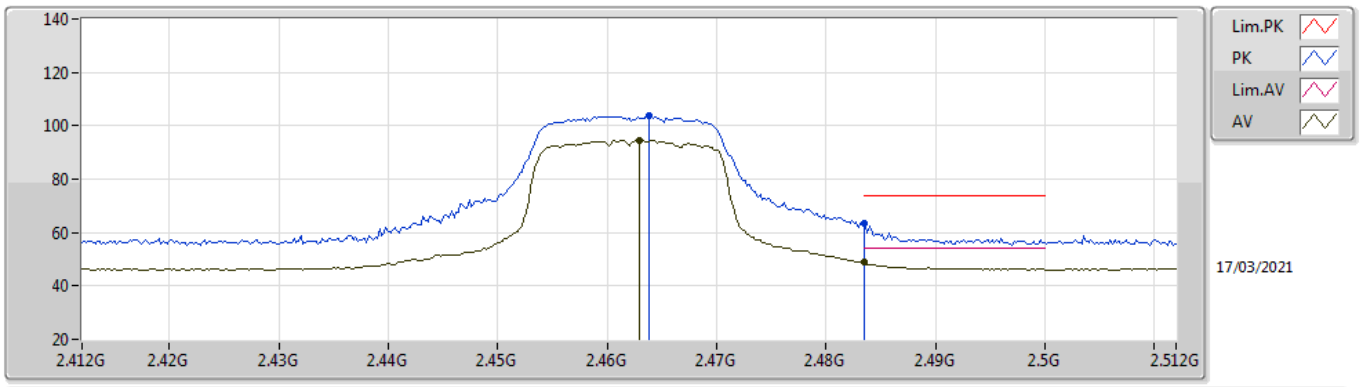

Type	Freq	Level	Limit	Margin	Factor	Dist	Condition	Azimuth	Height	Comment	Raw	AF	CL	PA
	(Hz)	(dBuV/m)	(dBuV/m)	(dB)	(dB)	(m)		(°)	(m)		(dBuV)	(dB)	(dB)	(dB)
AV	2.463G	94.70	Inf	-Inf	33.44	3	Vertical	202	2.81	-	61.26	27.40	6.04	-
AV	2.4835G	48.74	54.00	-5.26	33.46	3	Vertical	202	2.81	-	15.28	27.40	6.06	-
PK	2.4638G	103.72	Inf	-Inf	33.44	3	Vertical	202	2.81	-	70.28	27.40	6.04	-
PK	2.4835G	63.51	74.00	-10.49	33.46	3	Vertical	202	2.81	-	30.05	27.40	6.06	-

VHT20_Nss1,(MCS0)_2TX

2462MHz_TX

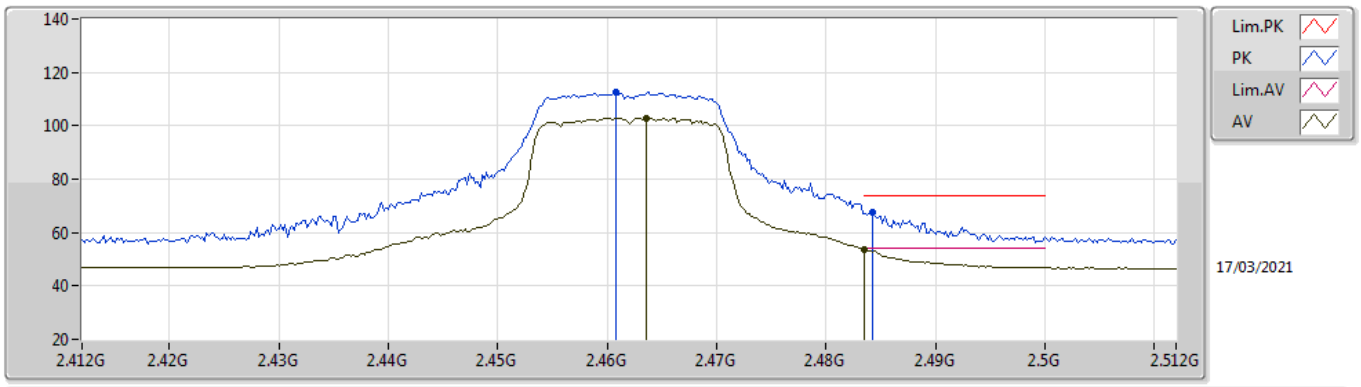

Type	Freq	Level	Limit	Margin	Factor	Dist	Condition	Azimuth	Height	Comment	Raw	AF	CL	PA
	(Hz)	(dBuV/m)	(dBuV/m)	(dB)	(dB)	(m)		(°)	(m)		(dBuV)	(dB)	(dB)	(dB)
AV	2.4636G	102.98	Inf	-Inf	33.44	3	Horizontal	254	1.11	-	69.54	27.40	6.04	-
AV	2.4835G	53.63	54.00	-0.37	33.46	3	Horizontal	254	1.11	-	20.17	27.40	6.06	-
PK	2.4608G	112.68	Inf	-Inf	33.43	3	Horizontal	254	1.11	-	79.25	27.40	6.03	-
PK	2.4842G	67.65	74.00	-6.35	33.46	3	Horizontal	254	1.11	-	34.19	27.40	6.06	-

VHT20_Nss1,(MCS0)_2TX

2462MHz_TX

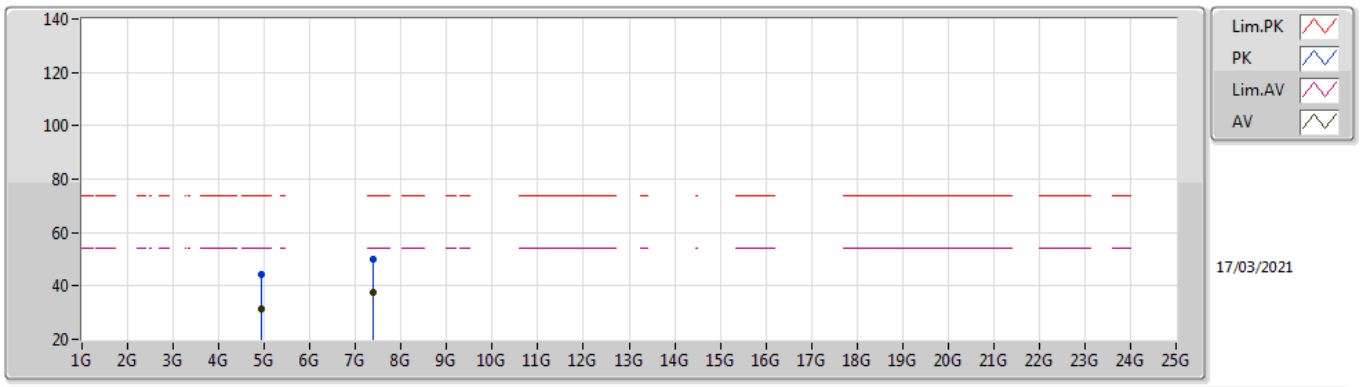

Type	Freq	Level	Limit	Margin	Factor	Dist	Condition	Azimuth	Height	Comment	Raw	AF	CL	PA
	(Hz)	(dBuV/m)	(dBuV/m)	(dB)	(dB)	(m)		(°)	(m)		(dBuV)	(dB)	(dB)	(dB)
AV	4.92392G	31.37	54.00	-22.63	5.18	3	Vertical	30	2.91	-	26.19	31.10	8.33	34.25
AV	7.38516G	37.35	54.00	-16.65	11.60	3	Vertical	96	1.46	-	25.75	36.13	10.05	34.58
PK	4.9204G	44.12	74.00	-29.88	5.16	3	Vertical	30	2.91	-	38.96	31.08	8.33	34.25
PK	7.39064G	50.04	74.00	-23.96	11.59	3	Vertical	96	1.46	-	38.45	36.12	10.05	34.58

VHT20_Nss1,(MCS0)_2TX

2462MHz_TX

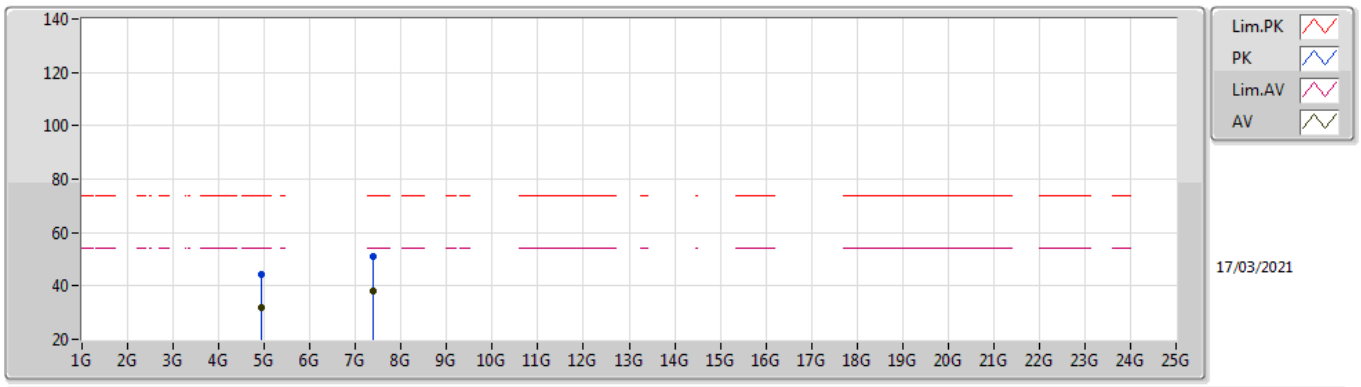

Type	Freq	Level	Limit	Margin	Factor	Dist	Condition	Azimuth	Height	Comment	Raw	AF	CL	PA
	(Hz)	(dBuV/m)	(dBuV/m)	(dB)	(dB)	(m)		(°)	(m)		(dBuV)	(dB)	(dB)	(dB)
AV	4.92404G	31.65	54.00	-22.35	5.18	3	Horizontal	97	1.31	-	26.47	31.10	8.33	34.25
AV	7.38392G	37.91	54.00	-16.09	11.60	3	Horizontal	280	2.41	-	26.31	36.13	10.05	34.58
PK	4.9212G	44.49	74.00	-29.51	5.16	3	Horizontal	97	1.31	-	39.33	31.08	8.33	34.25
PK	7.37964G	51.26	74.00	-22.74	11.61	3	Horizontal	280	2.41	-	39.65	36.14	10.05	34.58

VHT40_Nss1,(MCS0)_2TX

2422MHz_TX

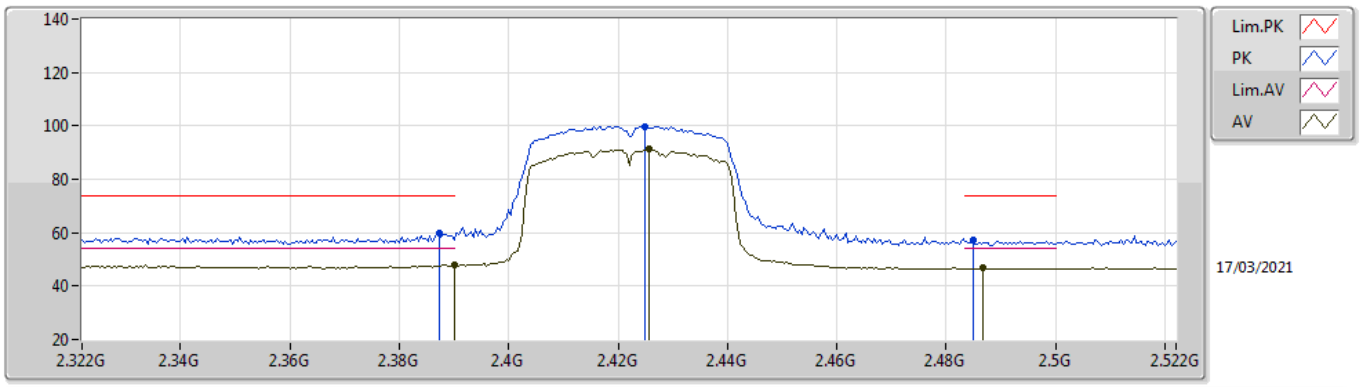

Type	Freq	Level	Limit	Margin	Factor	Dist	Condition	Azimuth	Height	Comment	Raw	AF	CL	PA
	(Hz)	(dBuV/m)	(dBuV/m)	(dB)	(dB)	(m)		(°)	(m)		(dBuV)	(dB)	(dB)	(dB)
AV	2.39G	47.78	54.00	-6.22	33.57	3	Vertical	196	2.93	-	14.21	27.62	5.95	-
AV	2.4256G	91.16	Inf	-Inf	33.49	3	Vertical	196	2.93	-	57.67	27.50	5.99	-
AV	2.4868G	46.79	54.00	-7.21	33.46	3	Vertical	196	2.93	-	13.33	27.40	6.06	-
PK	2.3872G	59.61	74.00	-14.39	33.58	3	Vertical	196	2.93	-	26.03	27.63	5.95	-
PK	2.4248G	99.84	Inf	-Inf	33.49	3	Vertical	196	2.93	-	66.35	27.50	5.99	-
PK	2.4848G	57.25	74.00	-16.75	33.46	3	Vertical	196	2.93	-	23.79	27.40	6.06	-

VHT40_Nss1,(MCS0)_2TX

2422MHz_TX

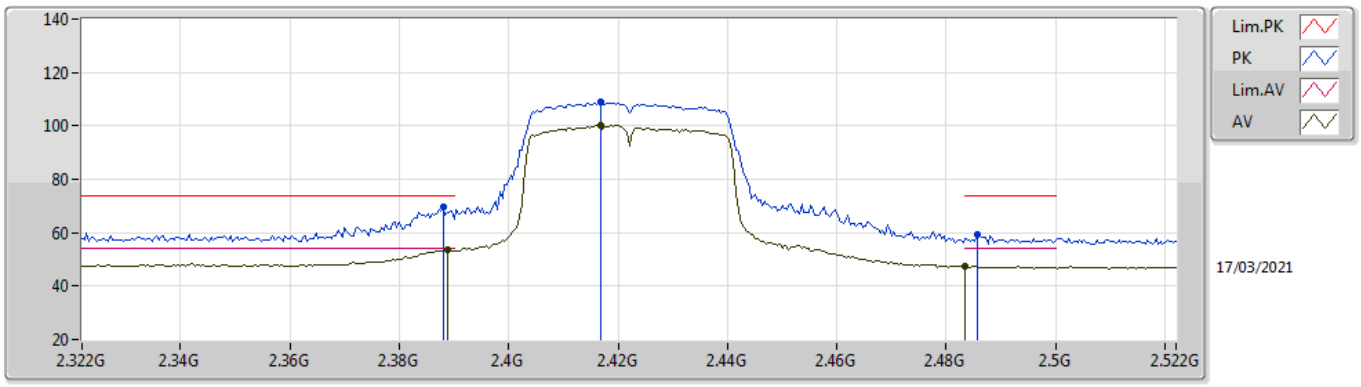

Type	Freq	Level	Limit	Margin	Factor	Dist	Condition	Azimuth	Height	Comment	Raw	AF	CL	PA
	(Hz)	(dBuV/m)	(dBuV/m)	(dB)	(dB)	(m)		(°)	(m)		(dBuV)	(dB)	(dB)	(dB)
AV	2.3888G	53.63	54.00	-0.37	33.57	3	Horizontal	258	1.01	-	20.06	27.62	5.95	-
AV	2.4168G	100.03	Inf	-Inf	33.51	3	Horizontal	258	1.01	-	66.52	27.53	5.98	-
AV	2.4835G	47.23	54.00	-6.77	33.46	3	Horizontal	258	1.01	-	13.77	27.40	6.06	-
PK	2.388G	69.76	74.00	-4.24	33.57	3	Horizontal	258	1.01	-	36.19	27.62	5.95	-
PK	2.4168G	108.72	Inf	-Inf	33.51	3	Horizontal	258	1.01	-	75.21	27.53	5.98	-
PK	2.4856G	59.36	74.00	-14.64	33.46	3	Horizontal	258	1.01	-	25.90	27.40	6.06	-

VHT40_Nss1,(MCS0)_2TX

2422MHz_TX

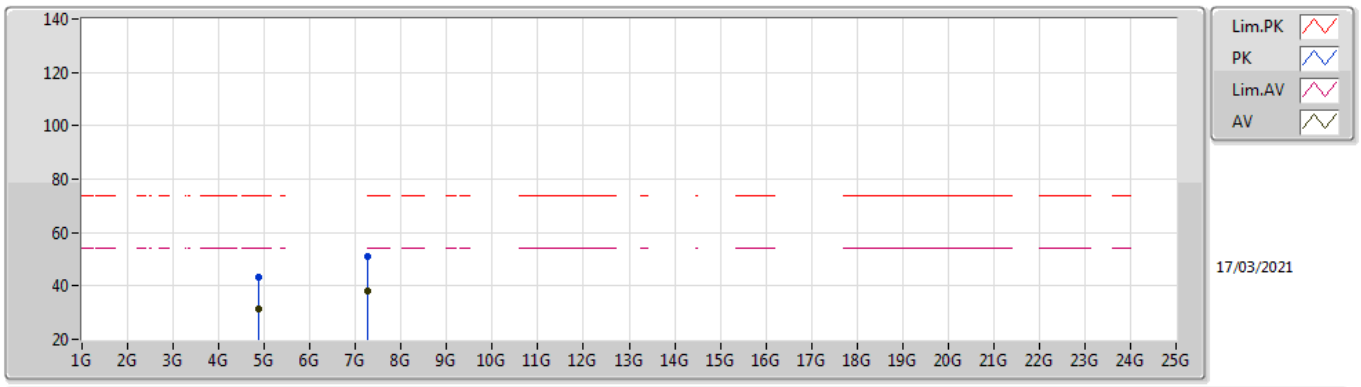

Type	Freq	Level	Limit	Margin	Factor	Dist	Condition	Azimuth	Height	Comment	Raw	AF	CL	PA
	(Hz)	(dBuV/m)	(dBuV/m)	(dB)	(dB)	(m)		(°)	(m)		(dBuV)	(dB)	(dB)	(dB)
AV	4.86264G	31.32	54.00	-22.68	5.09	3	Vertical	352	1.13	-	26.23	31.07	8.29	34.27
AV	7.2792G	38.02	54.00	-15.98	11.78	3	Vertical	173	1.01	-	26.24	36.32	10.03	34.57
PK	4.86392G	43.45	74.00	-30.55	5.09	3	Vertical	352	1.13	-	38.36	31.07	8.29	34.27
PK	7.2652G	50.99	74.00	-23.01	11.71	3	Vertical	173	1.01	-	39.28	36.26	10.02	34.57

VHT40_Nss1,(MCS0)_2TX

2422MHz_TX

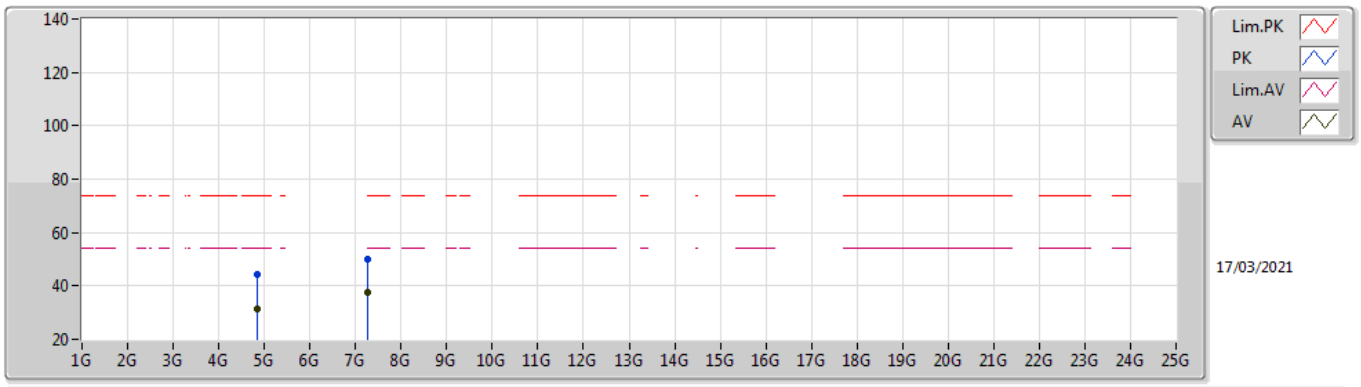

Type	Freq	Level	Limit	Margin	Factor	Dist	Condition	Azimuth	Height	Comment	Raw	AF	CL	PA
	(Hz)	(dBuV/m)	(dBuV/m)	(dB)	(dB)	(m)		(°)	(m)		(dBuV)	(dB)	(dB)	(dB)
AV	4.84536G	31.41	54.00	-22.59	5.09	3	Horizontal	213	1.50	-	26.32	31.08	8.28	34.27
AV	7.25968G	37.73	54.00	-16.27	11.69	3	Horizontal	51	1.14	-	26.04	36.24	10.02	34.57
PK	4.83112G	44.22	74.00	-29.78	5.01	3	Horizontal	213	1.50	-	39.21	31.02	8.27	34.28
PK	7.26496G	49.87	74.00	-24.13	11.71	3	Horizontal	51	1.14	-	38.16	36.26	10.02	34.57

VHT40_Nss1,(MCS0)_2TX

2427MHz_TX

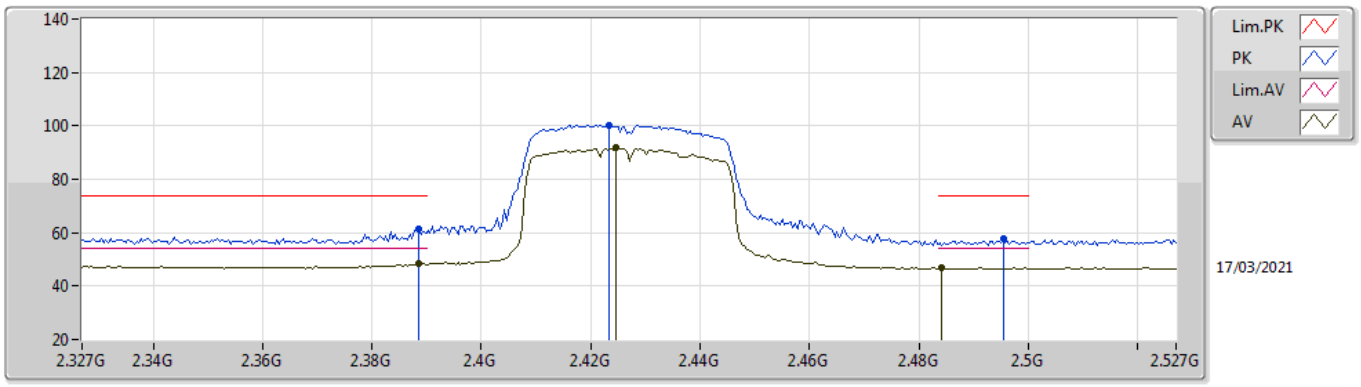

Type	Freq	Level	Limit	Margin	Factor	Dist	Condition	Azimuth	Height	Comment	Raw	AF	CL	PA
	(Hz)	(dBuV/m)	(dBuV/m)	(dB)	(dB)	(m)		(°)	(m)		(dBuV)	(dB)	(dB)	(dB)
AV	2.3886G	48.28	54.00	-5.72	33.57	3	Vertical	196	2.93	-	14.71	27.62	5.95	-
AV	2.4246G	91.72	Inf	-Inf	33.49	3	Vertical	196	2.93	-	58.23	27.50	5.99	-
AV	2.4842G	46.71	54.00	-7.29	33.46	3	Vertical	196	2.93	-	13.25	27.40	6.06	-
PK	2.3886G	61.47	74.00	-12.53	33.57	3	Vertical	196	2.93	-	27.90	27.62	5.95	-
PK	2.4234G	100.42	Inf	-Inf	33.50	3	Vertical	196	2.93	-	66.92	27.51	5.99	-
PK	2.4954G	57.57	74.00	-16.43	33.47	3	Vertical	196	2.93	-	24.10	27.40	6.07	-

VHT40_Nss1,(MCS0)_2TX

2427MHz_TX

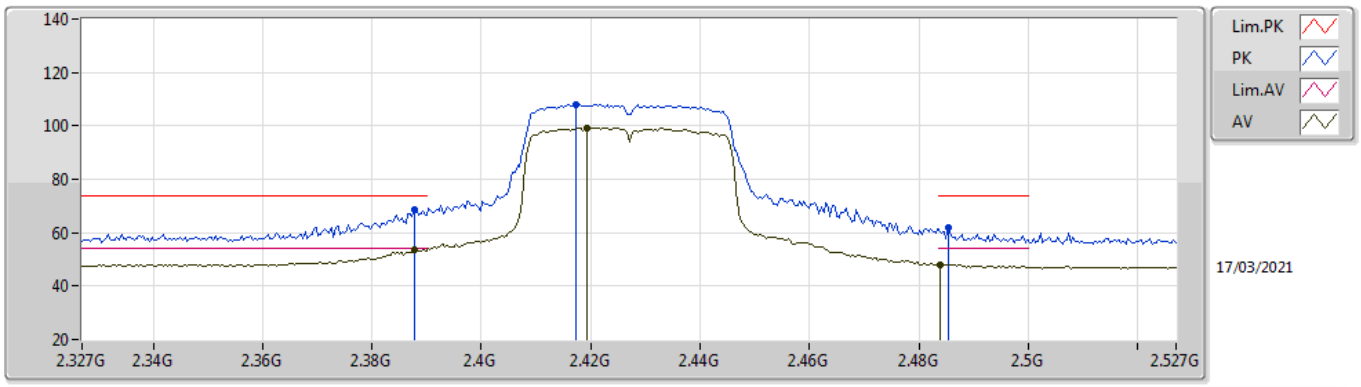

Type	Freq	Level	Limit	Margin	Factor	Dist	Condition	Azimuth	Height	Comment	Raw	AF	CL	PA
	(Hz)	(dBuV/m)	(dBuV/m)	(dB)	(dB)	(m)		(°)	(m)		(dBuV)	(dB)	(dB)	(dB)
AV	2.3878G	53.53	54.00	-0.47	33.57	3	Horizontal	257	1.00	-	19.96	27.62	5.95	-
AV	2.4194G	99.21	Inf	-Inf	33.50	3	Horizontal	257	1.00	-	65.71	27.52	5.98	-
AV	2.4838G	48.07	54.00	-5.93	33.46	3	Horizontal	257	1.00	-	14.61	27.40	6.06	-
PK	2.3878G	68.54	74.00	-5.46	33.57	3	Horizontal	257	1.00	-	34.97	27.62	5.95	-
PK	2.4174G	108.11	Inf	-Inf	33.51	3	Horizontal	257	1.00	-	74.60	27.53	5.98	-
PK	2.4854G	61.91	74.00	-12.09	33.46	3	Horizontal	257	1.00	-	28.45	27.40	6.06	-

VHT40_Nss1,(MCS0)_2TX

2437MHz_TX

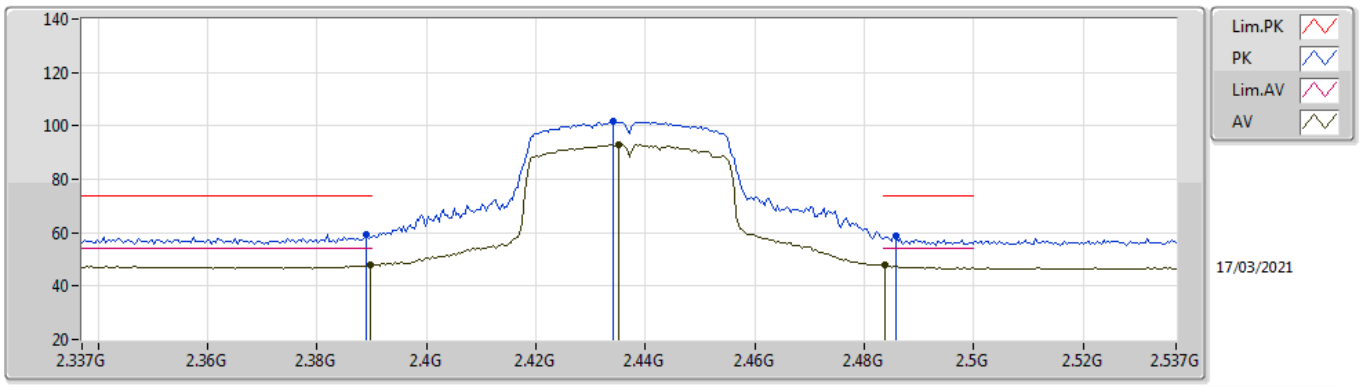

Type	Freq	Level	Limit	Margin	Factor	Dist	Condition	Azimuth	Height	Comment	Raw	AF	CL	PA
	(Hz)	(dBuV/m)	(dBuV/m)	(dB)	(dB)	(m)		(°)	(m)		(dBuV)	(dB)	(dB)	(dB)
AV	2.3898G	47.71	54.00	-6.29	33.57	3	Vertical	196	2.87	-	14.14	27.62	5.95	-
AV	2.435G	93.13	Inf	-Inf	33.46	3	Vertical	196	2.87	-	59.67	27.46	6.00	-
AV	2.4838G	47.69	54.00	-6.31	33.46	3	Vertical	196	2.87	-	14.23	27.40	6.06	-
PK	2.389G	59.27	74.00	-14.73	33.57	3	Vertical	196	2.87	-	25.70	27.62	5.95	-
PK	2.4342G	101.53	Inf	-Inf	33.46	3	Vertical	196	2.87	-	68.07	27.46	6.00	-
PK	2.4858G	58.77	74.00	-15.23	33.46	3	Vertical	196	2.87	-	25.31	27.40	6.06	-

VHT40_Nss1,(MCS0)_2TX

2437MHz_TX

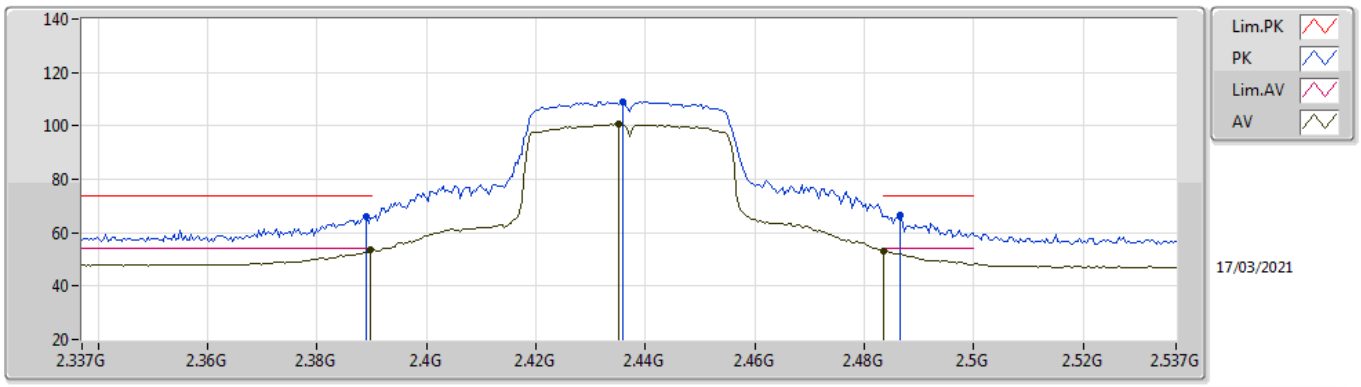

Type	Freq	Level	Limit	Margin	Factor	Dist	Condition	Azimuth	Height	Comment	Raw	AF	CL	PA
	(Hz)	(dBuV/m)	(dBuV/m)	(dB)	(dB)	(m)		(°)	(m)		(dBuV)	(dB)	(dB)	(dB)
AV	2.3898G	53.37	54.00	-0.63	33.57	3	Horizontal	256	1.17	-	19.80	27.62	5.95	-
AV	2.435G	100.63	Inf	-Inf	33.46	3	Horizontal	256	1.17	-	67.17	27.46	6.00	-
AV	2.4835G	53.32	54.00	-0.68	33.46	3	Horizontal	256	1.17	-	19.86	27.40	6.06	-
PK	2.389G	65.80	74.00	-8.20	33.57	3	Horizontal	256	1.17	-	32.23	27.62	5.95	-
PK	2.4358G	109.04	Inf	-Inf	33.46	3	Horizontal	256	1.17	-	75.58	27.46	6.00	-
PK	2.4866G	66.46	74.00	-7.54	33.46	3	Horizontal	256	1.17	-	33.00	27.40	6.06	-

VHT40_Nss1,(MCS0)_2TX

2437MHz_TX

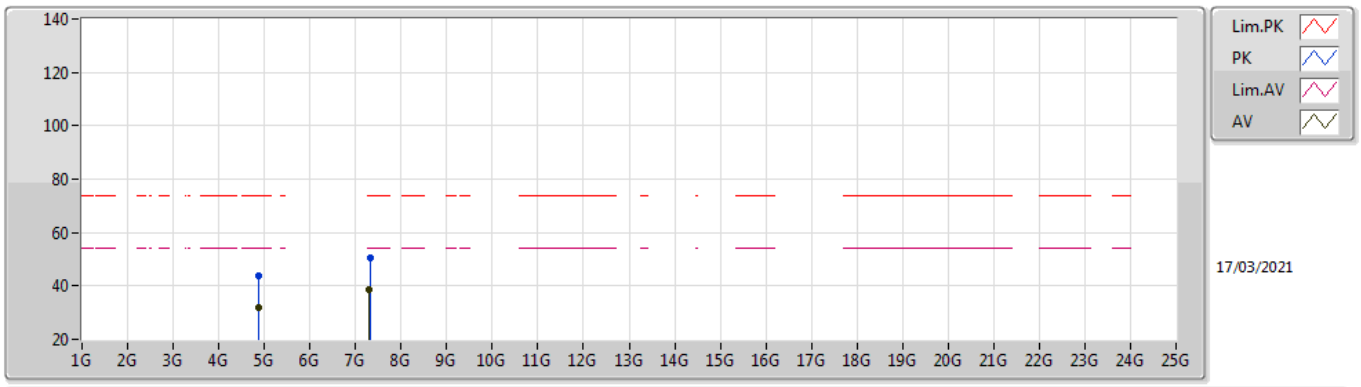

Type	Freq	Level	Limit	Margin	Factor	Dist	Condition	Azimuth	Height	Comment	Raw	AF	CL	PA
	(Hz)	(dBuV/m)	(dBuV/m)	(dB)	(dB)	(m)		(°)	(m)		(dBuV)	(dB)	(dB)	(dB)
AV	4.86576G	31.97	54.00	-22.03	5.09	3	Vertical	360	2.80	-	26.88	31.07	8.29	34.27
AV	7.29892G	38.40	54.00	-15.60	11.86	3	Vertical	0	2.77	-	26.54	36.40	10.03	34.57
PK	4.86744G	43.83	74.00	-30.17	5.09	3	Vertical	360	2.80	-	38.74	31.07	8.29	34.27
PK	7.3298G	50.44	74.00	-23.56	11.74	3	Vertical	0	2.77	-	38.70	36.28	10.04	34.58

VHT40_Nss1,(MCS0)_2TX

2437MHz_TX

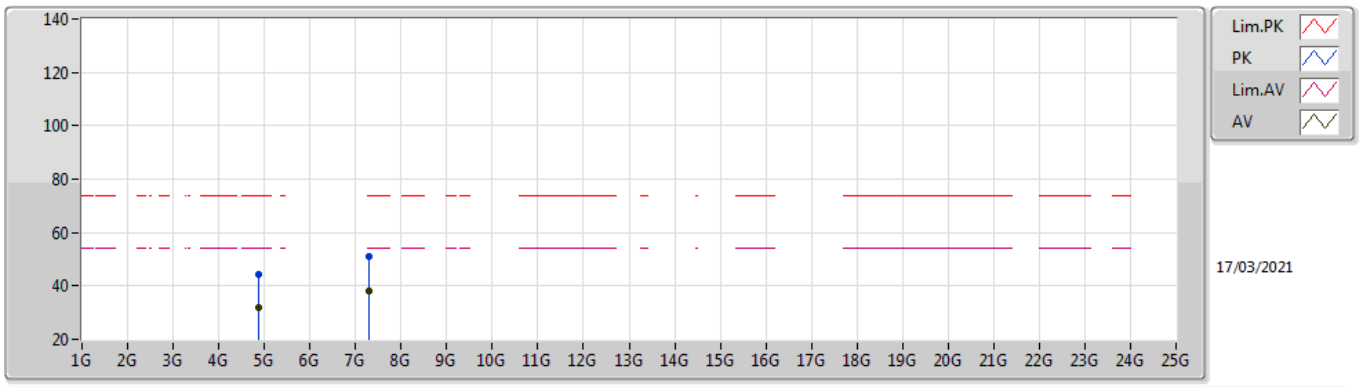

Type	Freq	Level	Limit	Margin	Factor	Dist	Condition	Azimuth	Height	Comment	Raw	AF	CL	PA
	(Hz)	(dBuV/m)	(dBuV/m)	(dB)	(dB)	(m)		(°)	(m)		(dBuV)	(dB)	(dB)	(dB)
AV	4.87432G	31.64	54.00	-22.36	5.09	3	Horizontal	260	3.00	-	26.55	31.05	8.30	34.26
AV	7.30332G	38.10	54.00	-15.90	11.85	3	Horizontal	259	2.56	-	26.25	36.39	10.03	34.57
PK	4.87696G	44.50	74.00	-29.50	5.09	3	Horizontal	260	3.00	-	39.41	31.05	8.30	34.26
PK	7.29708G	50.90	74.00	-23.10	11.85	3	Horizontal	259	2.56	-	39.05	36.39	10.03	34.57

VHT40_Nss1,(MCS0)_2TX

2447MHz_TX

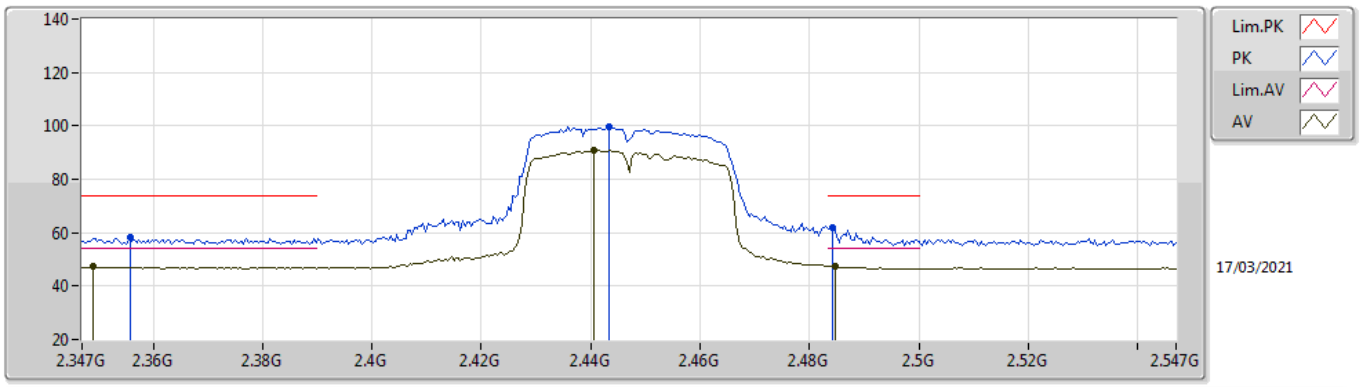

Type	Freq	Level	Limit	Margin	Factor	Dist	Condition	Azimuth	Height	Comment	Raw	AF	CL	PA
	(Hz)	(dBuV/m)	(dBuV/m)	(dB)	(dB)	(m)		(°)	(m)		(dBuV)	(dB)	(dB)	(dB)
AV	2.349G	47.20	54.00	-6.80	33.62	3	Vertical	195	2.89	-	13.58	27.70	5.92	-
AV	2.4406G	90.66	Inf	-Inf	33.45	3	Vertical	195	2.89	-	57.21	27.44	6.01	-
AV	2.4846G	47.36	54.00	-6.64	33.46	3	Vertical	195	2.89	-	13.90	27.40	6.06	-
PK	2.3558G	58.41	74.00	-15.59	33.62	3	Vertical	195	2.89	-	24.79	27.69	5.93	-
PK	2.4434G	99.45	Inf	-Inf	33.44	3	Vertical	195	2.89	-	66.01	27.43	6.01	-
PK	2.4842G	62.04	74.00	-11.96	33.46	3	Vertical	195	2.89	-	28.58	27.40	6.06	-

VHT40_Nss1,(MCS0)_2TX

2447MHz_TX

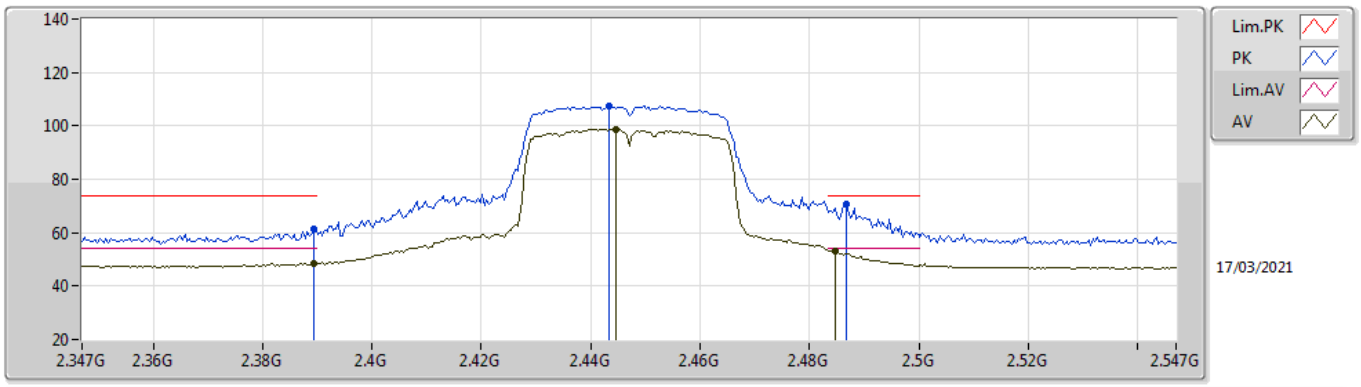

Type	Freq	Level	Limit	Margin	Factor	Dist	Condition	Azimuth	Height	Comment	Raw	AF	CL	PA
	(Hz)	(dBuV/m)	(dBuV/m)	(dB)	(dB)	(m)		(°)	(m)		(dBuV)	(dB)	(dB)	(dB)
AV	2.3894G	48.65	54.00	-5.35	33.57	3	Horizontal	256	1.00	-	15.08	27.62	5.95	-
AV	2.4446G	98.65	Inf	-Inf	33.43	3	Horizontal	256	1.00	-	65.22	27.42	6.01	-
AV	2.4846G	53.22	54.00	-0.78	33.46	3	Horizontal	256	1.00	-	19.76	27.40	6.06	-
PK	2.3894G	61.29	74.00	-12.71	33.57	3	Horizontal	256	1.00	-	27.72	27.62	5.95	-
PK	2.4434G	107.52	Inf	-Inf	33.44	3	Horizontal	256	1.00	-	74.08	27.43	6.01	-
PK	2.4866G	70.60	74.00	-3.40	33.46	3	Horizontal	256	1.00	-	37.14	27.40	6.06	-

VHT40_Nss1,(MCS0)_2TX

2452MHz_TX

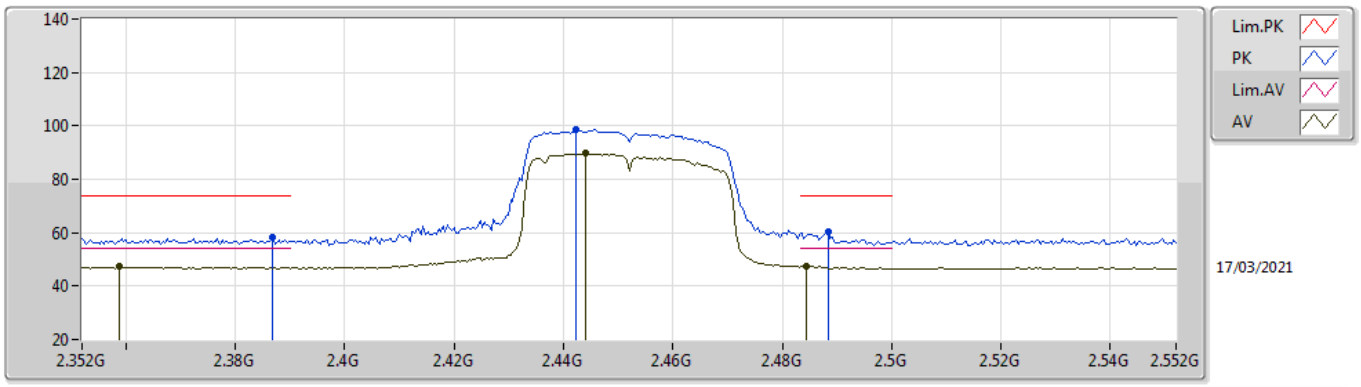

Type	Freq	Level	Limit	Margin	Factor	Dist	Condition	Azimuth	Height	Comment	Raw	AF	CL	PA
	(Hz)	(dBuV/m)	(dBuV/m)	(dB)	(dB)	(m)		(°)	(m)		(dBuV)	(dB)	(dB)	(dB)
AV	2.3588G	47.34	54.00	-6.66	33.61	3	Vertical	194	2.89	-	13.73	27.68	5.93	-
AV	2.444G	89.91	Inf	-Inf	33.43	3	Vertical	194	2.89	-	56.48	27.42	6.01	-
AV	2.4844G	47.55	54.00	-6.45	33.46	3	Vertical	194	2.89	-	14.09	27.40	6.06	-
PK	2.3868G	58.33	74.00	-15.67	33.58	3	Vertical	194	2.89	-	24.75	27.63	5.95	-
PK	2.4424G	98.75	Inf	-Inf	33.44	3	Vertical	194	2.89	-	65.31	27.43	6.01	-
PK	2.4884G	60.13	74.00	-13.87	33.47	3	Vertical	194	2.89	-	26.66	27.40	6.07	-

VHT40_Nss1,(MCS0)_2TX

2452MHz_TX

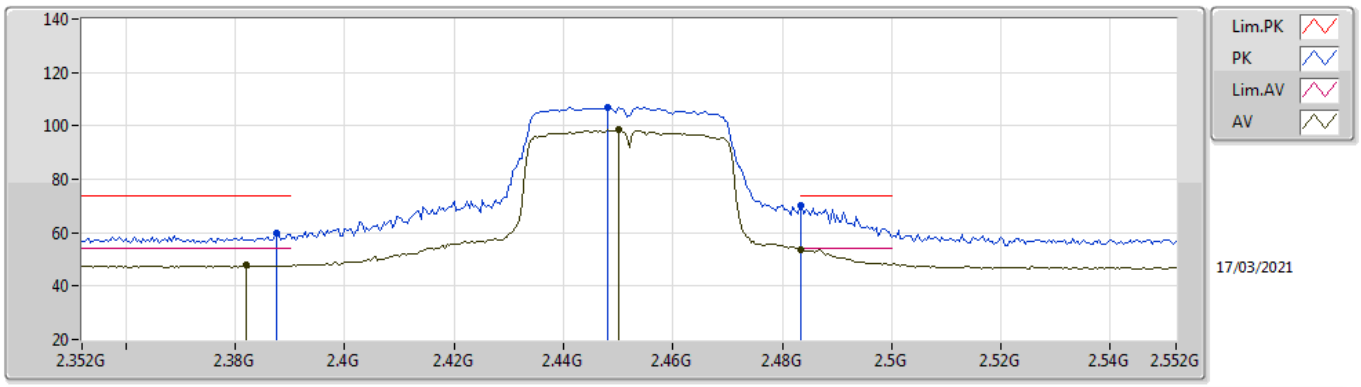

Type	Freq	Level	Limit	Margin	Factor	Dist	Condition	Azimuth	Height	Comment	Raw	AF	CL	PA
	(Hz)	(dBuV/m)	(dBuV/m)	(dB)	(dB)	(m)		(°)	(m)		(dBuV)	(dB)	(dB)	(dB)
AV	2.382G	47.92	54.00	-6.08	33.59	3	Horizontal	253	1.14	-	14.33	27.64	5.95	-
AV	2.45G	98.41	Inf	-Inf	33.42	3	Horizontal	253	1.14	-	64.99	27.40	6.02	-
AV	2.4835G	53.45	54.00	-0.55	33.46	3	Horizontal	253	1.14	-	19.99	27.40	6.06	-
PK	2.3876G	59.88	74.00	-14.12	33.57	3	Horizontal	253	1.14	-	26.31	27.62	5.95	-
PK	2.448G	107.02	Inf	-Inf	33.43	3	Horizontal	253	1.14	-	73.59	27.41	6.02	-
PK	2.4835G	69.98	74.00	-4.02	33.46	3	Horizontal	253	1.14	-	36.52	27.40	6.06	-

VHT40_Nss1,(MCS0)_2TX

2452MHz_TX

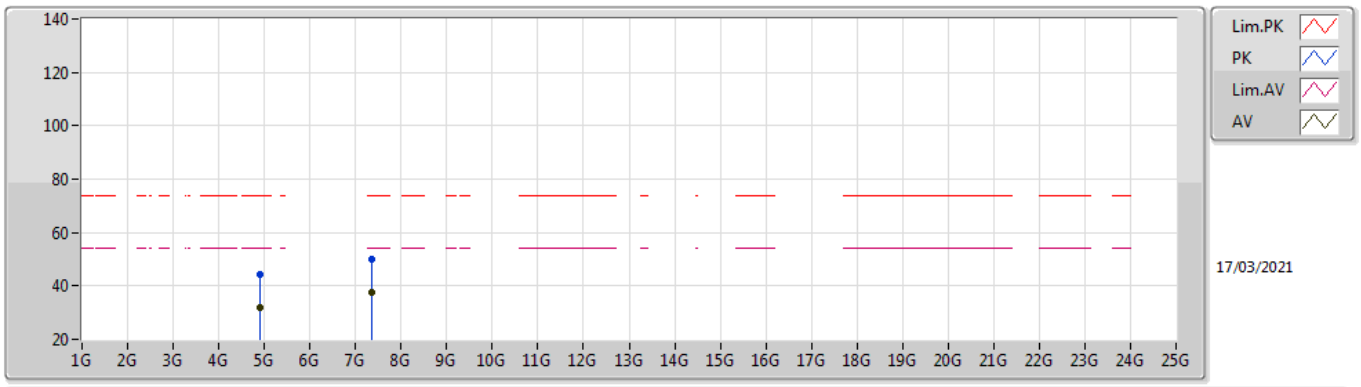

Type	Freq	Level	Limit	Margin	Factor	Dist	Condition	Azimuth	Height	Comment	Raw	AF	CL	PA
	(Hz)	(dBuV/m)	(dBuV/m)	(dB)	(dB)	(m)		(°)	(m)		(dBuV)	(dB)	(dB)	(dB)
AV	4.90392G	32.14	54.00	-21.86	5.09	3	Vertical	360	2.94	-	27.05	31.02	8.32	34.25
AV	7.34912G	37.80	54.00	-16.20	11.66	3	Vertical	0	2.20	-	26.14	36.20	10.04	34.58
PK	4.90472G	44.50	74.00	-29.50	5.09	3	Vertical	360	2.94	-	39.41	31.02	8.32	34.25
PK	7.35896G	49.78	74.00	-24.22	11.64	3	Vertical	0	2.20	-	38.14	36.18	10.04	34.58

VHT40_Nss1,(MCS0)_2TX

2452MHz_TX

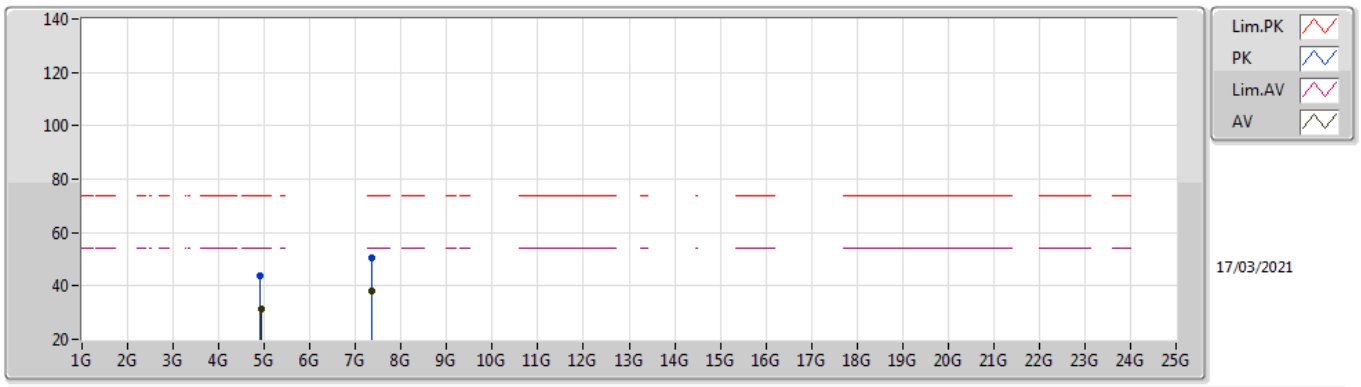

Type	Freq	Level	Limit	Margin	Factor	Dist	Condition	Azimuth	Height	Comment	Raw	AF	CL	PA
	(Hz)	(dBuV/m)	(dBuV/m)	(dB)	(dB)	(m)		(°)	(m)		(dBuV)	(dB)	(dB)	(dB)
AV	4.92296G	31.34	54.00	-22.66	5.17	3	Horizontal	263	1.70	-	26.17	31.09	8.33	34.25
AV	7.35696G	37.90	54.00	-16.10	11.65	3	Horizontal	123	1.50	-	26.25	36.19	10.04	34.58
PK	4.89064G	43.64	74.00	-30.36	5.07	3	Horizontal	263	1.70	-	38.57	31.02	8.31	34.26
PK	7.35504G	50.58	74.00	-23.42	11.65	3	Horizontal	123	1.50	-	38.93	36.19	10.04	34.58