FCC RF Test Report

APPLICANT	:	**Metacinnabar LLC**
EQUIPMENT	:	**Wireless Tablet**
MODEL NAME	:	**P8AT8Z**
FCC ID	:	**2AZSI-7828**
STANDARD	:	**FCC Part 15 Subpart E §15.407**
CLASSIFICATION	:	**(NII) Unlicensed National Information Infrastructure**
TEST DATE(S)	:	**Oct. 09, 2021 ~ Jan. 16, 2022**

We, Sporton International Inc. (Kunshan), would like to declare that the tested sample has been evaluated in accordance with the test procedures and has been in compliance with the applicable technical standards.

The test results in this report apply exclusively to the tested model / sample. Without written approval of Sporton International Inc. (Kunshan), the test report shall not be reproduced except in full.

Jason Jia

Reviewed by: Jason Jia / Supervisor

Alex Wang

Approved by: Alex Wang / Manager

ACCREDITED
Cert #5145.02

Sporton International Inc. (Kunshan)
No. 1098, Pengxi North Road, Kunshan Economic Development Zone Jiangsu Province 215300 People's Republic of China

TABLE OF CONTENTS

REVISION HISTORY **3**
SUMMARY OF TEST RESULT **4**
1 GENERAL DESCRIPTION **5**
1.1 Applicant 5
1.2 Product Feature of Equipment Under Test 5
1.3 Product Specification of Equipment Under Test 5
1.4 Modification of EUT 7
1.5 Testing Location 7
1.6 Test Software 8
1.7 Applicable Standards 8
2 TEST CONFIGURATION OF EQUIPMENT UNDER TEST **9**
2.1 Carrier Frequency and Channel 9
2.2 Test Mode 10
2.3 Connection Diagram of Test System 12
2.4 Support Unit used in test configuration and system 13
2.5 EUT Operation Test Setup 13
2.6 Measurement Results Explanation Example 13
3 TEST RESULT **14**
3.1 26dB & 99% Occupied Bandwidth Measurement 14
3.2 Maximum Conducted Output Power Measurement 18
3.3 Power Spectral Density Measurement 20
3.4 Unwanted Emissions Measurement 23
3.5 AC Conducted Emission Measurement 28
3.6 Antenna Requirements 30
4 LIST OF MEASURING EQUIPMENT **31**
5 UNCERTAINTY OF EVALUATION **32**
APPENDIX A. CONDUCTED TEST RESULTS
APPENDIX B. AC CONDUCTED EMISSION TEST RESULT
APPENDIX C. RADIATED SPURIOUS EMISSION
APPENDIX D. RADIATED SPURIOUS EMISSION PLOTS
APPENDIX E. DUTY CYCLE PLOTS

REVISION HISTORY

REPORT NO.	VERSION	DESCRIPTION	ISSUED DATE
FR170813-01D	Rev. 01	Initial issue of report	Jan. 27, 2022

SUMMARY OF TEST RESULT

Report Section	FCC Rule	Description	Limit	Result	Remark
3.1	2.1049 & 15.403(i)	26dB & 99% Bandwidth	-	Report only	-
3.2	15.407(a)	Maximum Conducted Output Power	≤ 24 dBm	Pass	-
3.3	15.407(a)	Power Spectral Density	≤ 11 dBm	Pass	-
3.4	15.407(b)	Unwanted Emissions	15.407(b) & 15.209(a)	Pass	Under limit 3.86 dB at 5149.920 MHz
3.5	15.207	AC Conducted Emission	15.207(a)	Pass	Under limit 18.30 dB at 0.531356 MHz
3.6	15.203 & 15.407(a)	Antenna Requirement	15.203 & 15.407(a)	Pass	-

Declaration of Conformity:
The test results with all measurement uncertainty excluded are presented in accordance with the regulation limits or requirements declared by manufacturers.
Comments and Explanations:
The declared of product specification for EUT presented in the report are provided by the manufacturer, and the manufacturer takes all the responsibilities for the accuracy of product specification.

1 General Description

1.1 Applicant

Metacinnabar LLC
125 South Wacker Drive Chicago, IL 60606

1.2 Product Feature of Equipment Under Test

Product Feature	
Equipment	Wireless Tablet
Model Name	P8AT8Z
FCC ID	2AZSI-7828

Remark: The above EUT's information was declared by manufacturer. Please refer to the specifications or user's manual for more detailed description.

1.3 Product Specification of Equipment Under Test

Standards-related Product Specification	
Tx/Rx Frequency Range	5180 MHz ~ 5240 MHz 5260 MHz ~ 5320 MHz 5500 MHz ~ 5720 MHz
Maximum Output Power to Antenna	**<Ant. 1>** **<5180 MHz ~ 5240 MHz>** 802.11a : 13.44 dBm / 0.0221 W 802.11n HT20 : 13.35 dBm / 0.0216 W 802.11n HT40 : 13.47 dBm / 0.0222 W 802.11ac VHT20 : 13.21 dBm / 0.0209 W 802.11ac VHT40 : 13.49 dBm / 0.0223 W 802.11ac VHT80 : 11.34 dBm / 0.0136 W **<5260 MHz ~ 5320 MHz>** 802.11a : 13.40 dBm / 0.0219 W 802.11n HT20 : 13.29 dBm / 0.0213 W 802.11n HT40 : 13.50 dBm / 0.0224 W 802.11ac VHT20 : 13.27 dBm / 0.0212 W 802.11ac VHT40 : 13.46 dBm / 0.0222 W 802.11ac VHT80 : 11.50 dBm / 0.0141 W **<5500 MHz ~ 5720 MHz >** 802.11a : 13.30 dBm / 0.0214 W 802.11n HT20 : 13.37 dBm / 0.0217 W 802.11n HT40 : 13.38 dBm / 0.0218 W 802.11ac VHT20 : 13.03 dBm / 0.0201 W 802.11ac VHT40 : 13.41 dBm / 0.0219 W 802.11ac VHT80 : 11.26 dBm / 0.0134 W **<Ant. 2>** **<5180 MHz ~ 5240 MHz>** 802.11a : 13.04 dBm / 0.0201 W 802.11n HT20 : 12.95 dBm / 0.0197 W 802.11n HT40 : 13.20 dBm / 0.0209 W 802.11ac VHT20 : 12.92 dBm / 0.0196 W

	802.11ac VHT40 : 13.17 dBm / 0.0207 W 802.11ac VHT80 : 10.99 dBm / 0.0126 W **<5260 MHz ~ 5320 MHz>** 802.11a : 13.29 dBm / 0.0213 W 802.11n HT20 : 12.97 dBm / 0.0198 W 802.11n HT40 : 13.06 dBm / 0.0202 W 802.11ac VHT20 : 12.94 dBm / 0.0197 W 802.11ac VHT40 : 13.05 dBm / 0.0202 W 802.11ac VHT80 : 10.96 dBm / 0.0125 W **<5500 MHz ~ 5720 MHz >** 802.11a : 12.98 dBm / 0.0199 W 802.11n HT20 : 12.99 dBm / 0.0199 W 802.11n HT40 : 13.12 dBm / 0.0205 W 802.11ac VHT20 : 12.92 dBm / 0.0196 W 802.11ac VHT40 : 13.16 dBm / 0.0207 W 802.11ac VHT80 : 11.10 dBm / 0.0129 W
99% Occupied Bandwidth	**<Ant. 1>** **<5180 MHz ~ 5240 MHz>** 802.11a : 17.88 MHz 802.11n HT20 : 18.53 MHz 802.11ac VHT40 : 36.76 MHz 802.11ac VHT80 : 75.28 MHz **<5260 MHz ~ 5320 MHz >** 802.11a : 17.73 MHz 802.11n HT20 : 18.48 MHz 802.11n HT40 : 36.56 MHz 802.11ac VHT80 : 75.16 MHz **<5500 MHz ~ 5720 MHz>** 802.11a : 17.78 MHz 802.11n HT20 : 18.53 MHz 802.11ac VHT40 : 36.86 MHz 802.11ac VHT80 : 75.16 MHz **<Ant. 2>** **<5180 MHz ~ 5240 MHz>** 802.11a : 17.73 MHz 802.11n HT20 : 18.48 MHz 802.11n HT40 : 36.66 MHz 802.11ac VHT80 : 75.16 MHz **<5260 MHz ~ 5320 MHz >** 802.11a : 17.78 MHz 802.11n HT20 : 18.48 MHz 802.11n HT40 : 36.26 MHz 802.11ac VHT80 : 75.16 MHz **<5500 MHz ~ 5720 MHz>** 802.11a : 18.03 MHz 802.11n HT20 : 18.68 MHz 802.11ac VHT40 : 36.86 MHz 802.11ac VHT80 : 75.16 MHz
Antenna Type / Gain	**<5150 MHz ~ 5250 MHz>** <Ant. 1> : Fixed internal Antenna with gain 1.0 dBi <Ant. 2> : Fixed internal Antenna with gain -1.2 dBi **<5250 MHz ~ 5350 MHz>** <Ant. 1> : Fixed internal Antenna with gain 0.1 dBi <Ant. 2> : Fixed internal Antenna with gain -1.2 dBi

	<5470 MHz ~ 5725 MHz> <Ant. 1> : Fixed internal Antenna with gain 1.1 dBi <Ant. 2> : Fixed internal Antenna with gain 0.8 dBi
Type of Modulation	802.11a/n : OFDM (BPSK / QPSK / 16QAM / 64QAM) 802.11ac : OFDM (BPSK / QPSK / 16QAM / 64QAM / 256QAM)
Antenna Function Description	

	Ant. 1	Ant. 2
802.11 a/n/ac SISO	V	V

Note: For 802.11n HT20 / ac VHT20 and 802.11n HT40 / ac VHT40 mode, the whole testing have assessed only 802.11n HT20/ ac VHT40 for UNII-1/UNII-2C ANT.1/2 and 802.11n HT20/HT40 for UNII-2A Ant.1/2 by referring to their maximum conducted power.

1.4 Modification of EUT

No modifications are made to the EUT during all test items.

1.5 Testing Location

<FCC>-KS

Sporton International Inc. (Kunshan) is accredited to ISO/IEC 17025:2017 by American Association for Laboratory Accreditation with Certificate Number 5145.02.

Test Firm	Sporton International Inc. (Kunshan)		
Test Site Location	No. 1098, Pengxi North Road, Kunshan Economic Development Zone Jiangsu Province 215300 People's Republic of China TEL : +86-512-57900158 FAX : +86-512-57900958		
Test Site No.	**Sporton Site No.**	**FCC Designation No.**	**FCC Test Firm Registration No.**
	CO01-KS 03CH05-KS TH01-KS	CN1257	314309

1.6 Test Software

Item	Site	Manufacturer	Name	Version
1.	03CH05-KS	AUDIX	E3	6.2009-8-24al
2.	CO01-KS	Rohde&Schwarz	EMC32	10.60.0.0

1.7 Applicable Standards

According to the specifications of the manufacturer, the EUT must comply with the requirements of the following standards:

- 47 CFR Part 15 Subpart E
- FCC KDB 789033 D02 General UNII Test Procedures New Rules v02r01.
- ANSI C63.10-2013

Remark:

1. All test items were verified and recorded according to the standards and without any deviation during the test.
2. This EUT has also been tested and complied with the requirements of FCC Part 15, Subpart B, recorded in a separate test report.

2 Test Configuration of Equipment Under Test

a. The EUT has been associated with peripherals and configuration operated in a manner tended to maximize its emission characteristics in a typical application. Frequency range investigated: conduction emission (150 kHz to 30 MHz), radiation emission (9 kHz to the 10th harmonic of the highest fundamental frequency or to 40 GHz, whichever is lower). For radiated measurement, pre-scanned in three orthogonal panels, X, Y, Z. The worst cases (X plane) were recorded in this report.

b. AC power line Conducted Emission was tested under maximum output power.

2.1 Carrier Frequency and Channel

Frequency Band	Channel	Freq. (MHz)	Channel	Freq. (MHz)
5150-5250 MHz U-NII-1	36	5180	44	5220
	38*	5190	46*	5230
	40	5200	48	5240
	42#	5210		

Frequency Band	Channel	Freq. (MHz)	Channel	Freq. (MHz)
5250-5350 MHz U-NII-2A	52	5260	60	5300
	54*	5270	62*	5310
	56	5280	64	5320
	58#	5290		

Frequency Band	Channel	Freq. (MHz)	Channel	Freq. (MHz)
5470-5725 MHz U-NII-2C	100	5500	112	5560
	102*	5510	116	5580
	104	5520	132	5660
	106#	5530	134*	5670
	108	5540	136	5680
	110*	5550	140	5700

Frequency Band	Channel	Freq. (MHz)	Channel	Freq. (MHz)
TDWR Channel	118*	5590	124	5620
	120	5600	126*	5630
	122#	5610	128	5640

Frequency Band	Channel	Freq. (MHz)	Channel	Freq. (MHz)
Straddle Channel	138#	5690	144	5720
	142*	5710		

Note:

1. The above Frequency and Channel in "*" were 802.11n HT40 and 802.11ac VHT40.
2. The above Frequency and Channel in "#" were 802.11ac VHT80.

2.2 Test Mode

Final test modes are considering the modulation and worse data rates as below table.

Modulation	Data Rate
802.11a	**6 Mbps**
802.11n HT20	**MCS0**
802.11n HT40	**MCS0**
802.11ac VHT20 (Covered by HT20)	**MCS0**
802.11ac VHT40 (Covered by HT40)	**MCS0**
802.11ac VHT80	**MCS0**

Co-location
WIFI 5G 802.11n HT40 CH38 Tx + BLE _Ch39 Tx

Test Cases	
AC Conducted Emission	Mode 1 : Bluetooth Link + WLAN (5G) Link + USB Cable(Foxlink) (Charging from AP16(US))
Remark: For Radiated Test Cases, The tests were performance with Adapter and Earphone	

Ch. #		U-NII-1 : 5150-5250 MHz	U-NII-2A : 5250-5350 MHz	U-NII-2C : 5470-5725MHz
		802.11a	802.11a	802.11a
L	Low	36	52	100
M	Middle	44	60	116
H	High	48	64	140
Straddle		-	-	144

Ch. #		U-NII-1 : 5150-5250 MHz	U-NII-2A : 5250-5350 MHz	U-NII-2C : 5470-5725MHz
		802.11n HT20	802.11n HT20	802.11n HT20
L	Low	36	52	100
M	Middle	44	60	116
H	High	48	64	140
Straddle		-	-	144

Ch. #		U-NII-1 : 5150-5250 MHz	U-NII-2A : 5250-5350 MHz	U-NII-2C : 5470-5725MHz
		802.11n HT40	802.11n HT40	802.11n HT40
L	Low	38	54	102
M	Middle	-	-	110
H	High	46	62	134
Straddle		-	-	142

Ch. #		U-NII-1 : 5150-5250 MHz	U-NII-2A : 5250-5350 MHz	U-NII-2C : 5470-5725MHz
		802.11ac VHT80	802.11ac VHT80	802.11ac VHT80
L	Low	-	-	106
M	Middle	42	58	-
H	High	-	-	-
Straddle		-	-	138

2.3 Connection Diagram of Test System

For Conducted Emission:

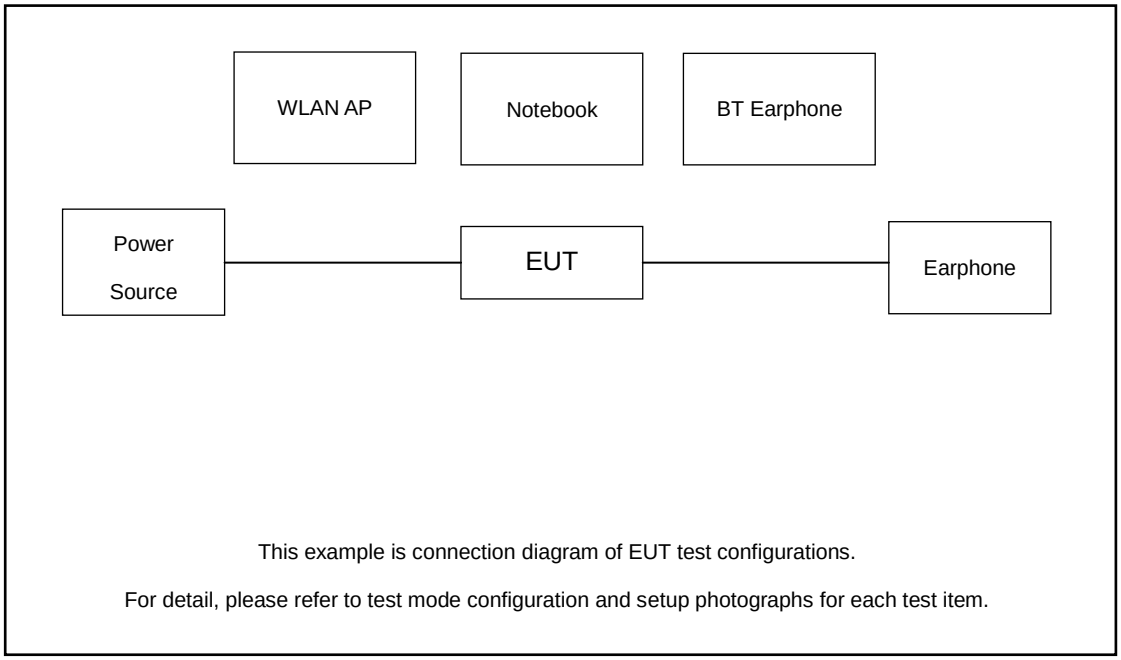

For Radiated Emission:

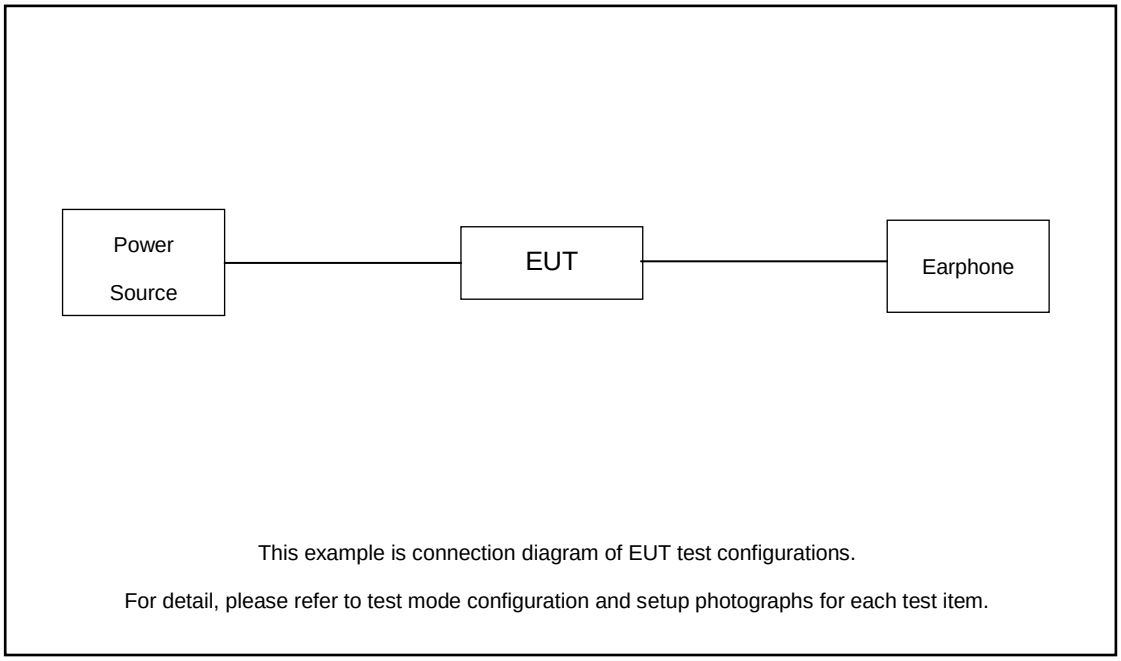

2.4 Support Unit used in test configuration and system

Item	Equipment	Trade Name	Model Name	FCC ID	Data Cable	Power Cord
1.	SD Card	Kingston	8GB	N/A	N/A	N/A
2.	Earphone	Lenovo	P121	N/A	N/A	Unshielded,1.2m
3.	Notebook	Lenovo	G480	QDS-BRCM1050I	N/A	shielded cable DC O/P 1.8m , Unshielded AC I/P cable 1.8m
4.	WLAN AP	D-link	DIR-655	KA21R655B1	N/A	Unshielded,1.8m
5.	USB Cable	N/A	Foxlink	N/A	N/A	N/A
6.	Bluetooth Earphone	Lenovo	LBH308	N/A	N/A	N/A

2.5 EUT Operation Test Setup

For WLAN RF test items, an engineering test program was provided and enabled to make EUT continuous transmit.

For AC power line conducted emissions, the EUT was set to connect with the WLAN AP under large package sizes transmission.

2.6 Measurement Results Explanation Example

For all conducted test items:

The offset level is set in the spectrum analyzer to compensate the RF cable loss between EUT conducted output port and spectrum analyzer. With the offset compensation, the spectrum analyzer reading level is exactly the EUT RF output level.

Example :

The spectrum analyzer offset is derived from RF cable loss.

Offset = RF cable loss.

Following shows an offset computation example with cable loss 6.80 dB.

Offset(dB) = RF cable loss(dB).

= 6.80 (dB)

3 Test Result

3.1 26dB & 99% Occupied Bandwidth Measurement

3.1.1 Description of 26dB & 99% Occupied Bandwidth

This section is for reporting purpose only.

There is no restriction limits for bandwidth.

For Straddle Channel, According to KDB 789033 D02 General UNII Test Procedures New Rules v02r01, If the power and PSD of the devices are uniform and comply with the lower limits specified for the U-NII-2 bands, a single measurement over the entire emission bandwidth can be performed to show compliance.

3.1.2 Measuring Instruments

The measuring equipment is listed in the section 4 of this test report.

3.1.3 Test Procedures

1. The testing follows FCC KDB 789033 D02 General UNII Test Procedures New Rules v02r01. Section C) Emission bandwidth
2. Set RBW = approximately 1% of the emission bandwidth.
3. Set the VBW > RBW.
4. Detector = Peak.
5. Trace mode = max hold
6. Measure the maximum width of the emission that is 26 dB down from the peak of the emission. Compare this with the RBW setting of the analyzer. Readjust RBW and repeat measurement as needed until the RBW/EBW ratio is approximately 1%.
7. For 99% Bandwidth Measurement, the spectrum analyzer's resolution bandwidth (RBW) is set 1MHz and set the Video bandwidth (VBW) ≥ 3 * RBW.
8. Measure and record the results in the test report.

3.1.4 Test Setup

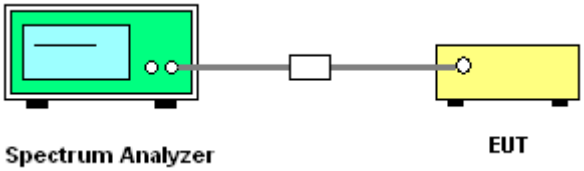

3.1.5 Test Result of 26dB & 99% Occupied Bandwidth

Please refer to Appendix A.

For 20MHz:

Maximum 26dB Bandwidth

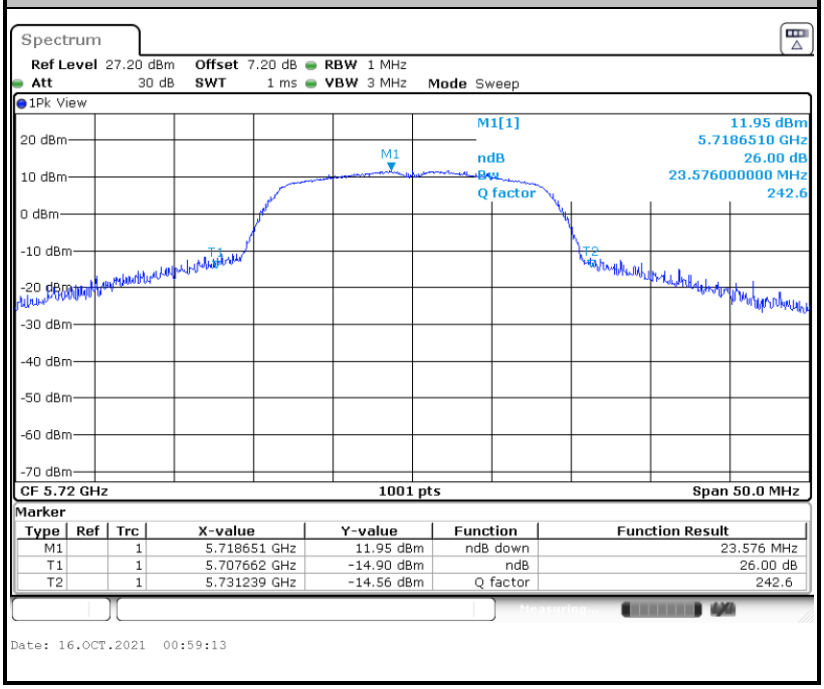

Maximum 99% Occupied Bandwidth

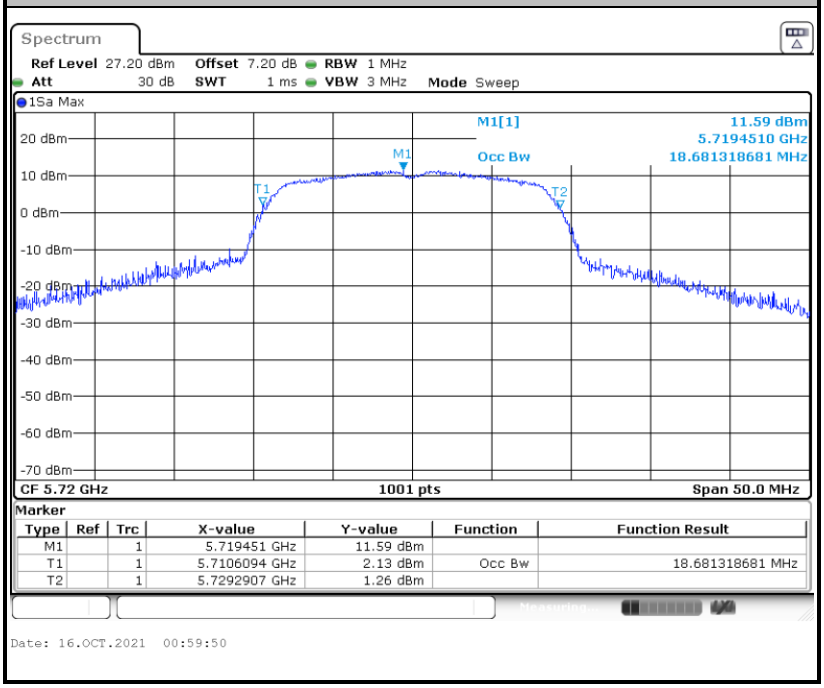

Note: The occupied channel bandwidth is maintained within the band of operation for all of the modulations.

For 40MHz:

Maximum 26dB Bandwidth

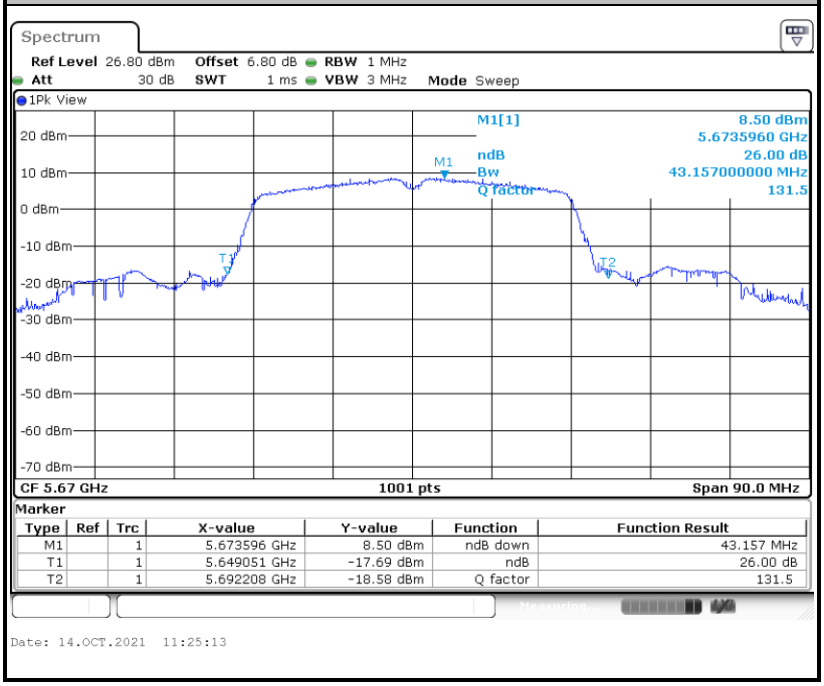

Maximum 99% Occupied Bandwidth

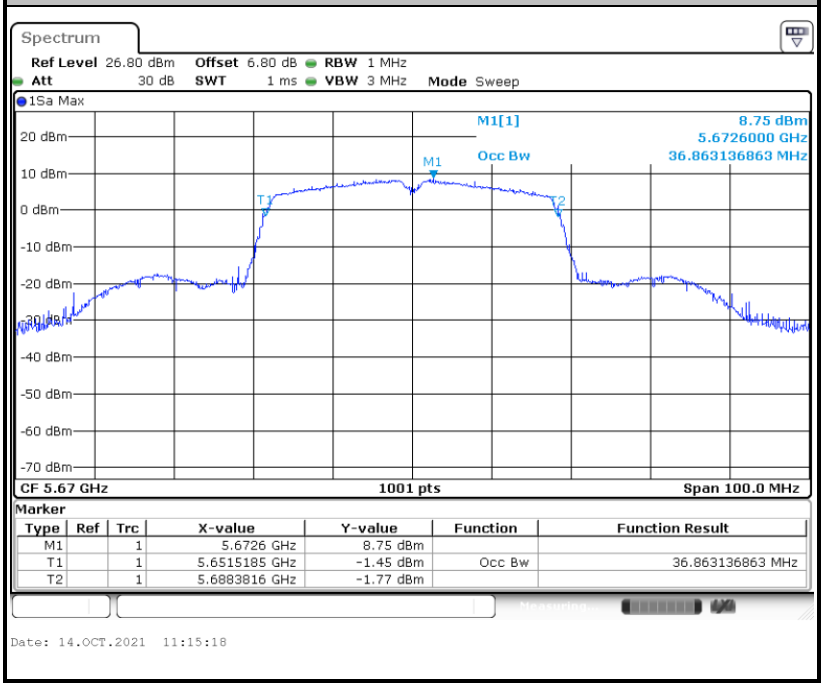

Note: The occupied channel bandwidth is maintained within the band of operation for all of the modulations.

For 80MHz:

Maximum 26dB Bandwidth

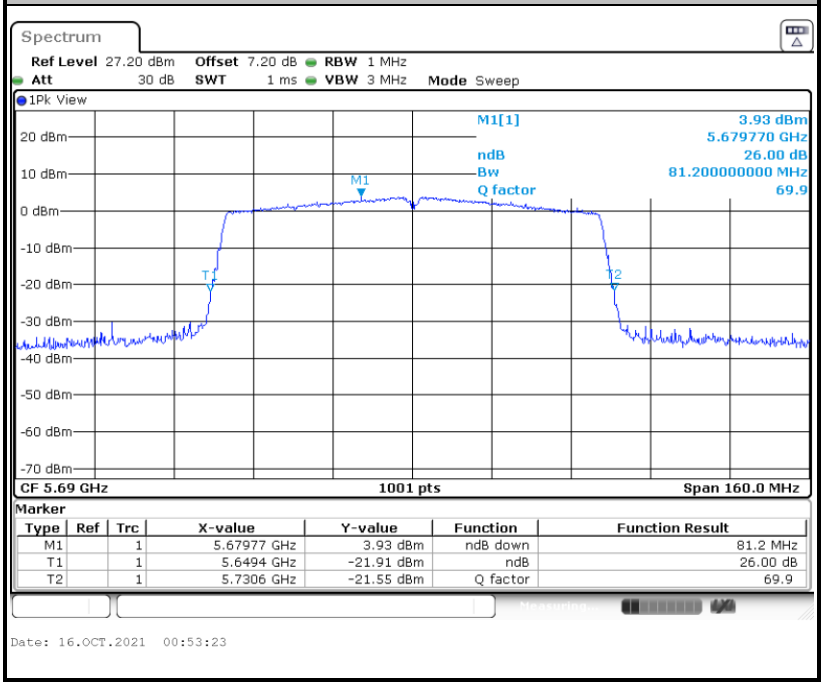

Maximum 99% Occupied Bandwidth

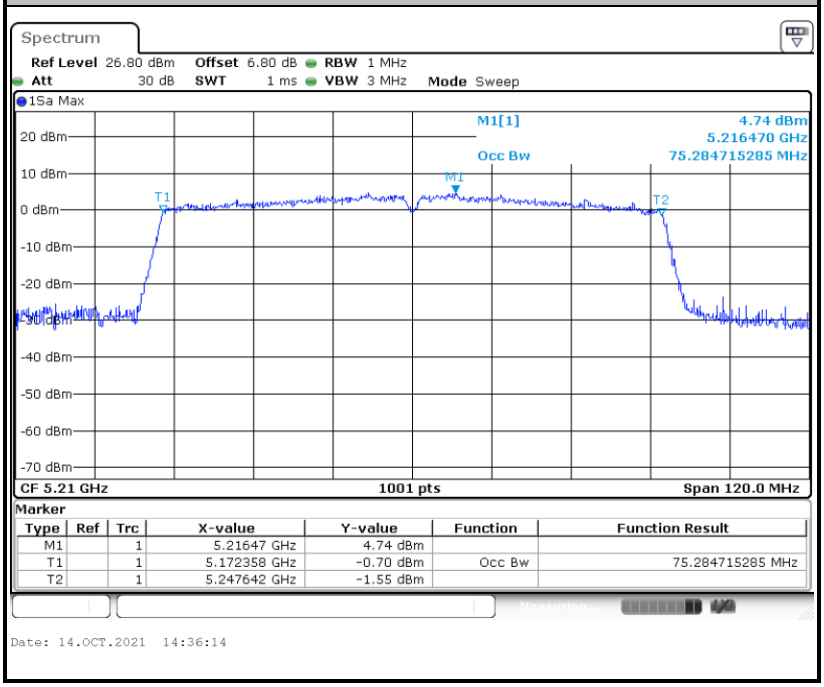

Note: The occupied channel bandwidth is maintained within the band of operation for all of the modulations.

3.2 Maximum Conducted Output Power Measurement

3.2.1 Limit of Maximum Conducted Output Power

<FCC 14-30 CFR 15.407>

For mobile and portable client devices in the 5.15–5.25 GHz band, the maximum conducted output power over the frequency band of operation shall not exceed 250 mW.

For the 5.25–5.725 GHz bands, the maximum conducted output power over the frequency bands of operation shall not exceed the lesser of 250 mW or 11 dBm 10 log B, where B is the 26 dB emission bandwidth in megahertz.

For the 5.47–5.6 GHz and 5.65–5.725 GHz band, the maximum conducted output power shall not exceed 250 mW or 11 + 10 log10 B, dBm, whichever power is less. The maximum e.i.r.p. shall not exceed 1.0 W or 17 + 10 log10B, dBm, whichever is less. B is the 99% emission bandwidth in megahertz.

For Straddle Channel, According to KDB 789033 D02 General UNII Test Procedures New Rules v02r01, If the power and PSD of the devices are uniform and comply with the lower limits specified for the U-NII-2 bands, a single measurement over the entire emission bandwidth can be performed to show compliance.

If transmitting antennas of directional gain greater than 6 dBi are used, the peak output power shall be reduced by the amount in dB that the directional gain of the antenna exceeds 6 dBi.

Note that U-NII-2 band, devices with a maximum e.i.r.p. greater than 500 mW shall implement TPC in order to have the capability to operate at least 6 dB below the maximum permitted e.i.r.p. of 1 W.

3.2.2 Measuring Instruments

The measuring equipment is listed in the section 4 of this test report.

3.2.3 Test Procedures

The testing follows Method PM of FCC KDB 789033 D02 General UNII Test Procedures New Rules v02r01.

Method PM (Measurement using an RF average power meter):

1. Measurement is performed using a wideband RF power meter.
2. The EUT is configured to transmit continuously with a consistent duty cycle at its maximum power control level.
3. Measure the average power of the transmitter, and the average power is corrected with duty factor, 10 log(1/x), where x is the duty cycle.
4. For MIMO mode, the measure-and-sum technique should be used for measuring the in-band transmit power of a device.

For Straddle Channel, According to KDB 789033 D02 General UNII Test Procedures New Rules v02r01, If the power and PSD of the devices are uniform and comply with the lower limits specified for the U-NII-2 bands, a single measurement over the entire emission bandwidth can be performed to show compliance.

3.2.4 Test Setup

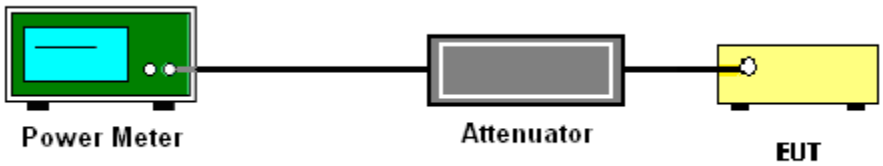

3.2.5 Test Result of Maximum Conducted Output Power

Please refer to Appendix A.

3.3 Power Spectral Density Measurement

3.3.1 Limit of Power Spectral Density

<FCC 14-30 CFR 15.407>

For mobile and portable client devices in the 5.15–5.25 GHz band, the maximum power spectral density shall not exceed 11dBm in any 1 megahertz band.

For the 5.25–5.725 GHz bands, the maximum power spectral density shall not exceed 11 dBm in any 1 megahertz band.

For Straddle Channel, According to KDB 789033 D02 General UNII Test Procedures New Rules v02r01, If the power and PSD of the devices are uniform and comply with the lower limits specified for the U-NII-2 bands, a single measurement over the entire emission bandwidth can be performed to show compliance.

If transmitting antennas of directional gain greater than 6 dBi are used, the peak output power shall be reduced by the amount in dB that the directional gain of the antenna exceeds 6 dBi.

3.3.2 Measuring Instruments

The measuring equipment is listed in the section 4 of this test report.

3.3.3 Test Procedures

The testing follows FCC KDB 789033 D02 General UNII Test Procedures New Rules v02r01. Section F) Maximum power spectral density.

 # Method SA-2 #

(trace averaging across on and off times of the EUT transmissions, followed by duty cycle correction).

- Measure the duty cycle.
- Set span to encompass the entire emission bandwidth (EBW) of the signal.
- Set RBW = 1 MHz.
- Set VBW ≥ 3 MHz.
- Number of points in sweep ≥ 2 Span / RBW.
- Sweep time = auto.
- Detector = RMS
- Trace average at least 100 traces in power averaging mode.
- Add 10 log(1/x), where x is the duty cycle, to the measured power in order to compute the average power during the actual transmission times. For example, add 10 log(1/0.25) = 6 dB if the duty cycle is 25 percent.

1. The RF output of EUT was connected to the spectrum analyzer by a low loss cable.
2. Each plot has already offset with cable loss, and attenuator loss. Measure the PPSD and record it.

3.3.4 Test Setup

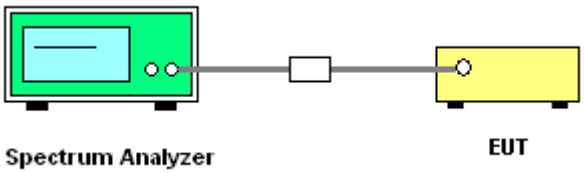

3.3.5 Test Result of Power Spectral Density

Please refer to Appendix A.

Worst Case Power Density (dBm/MHz) for Ant. 1

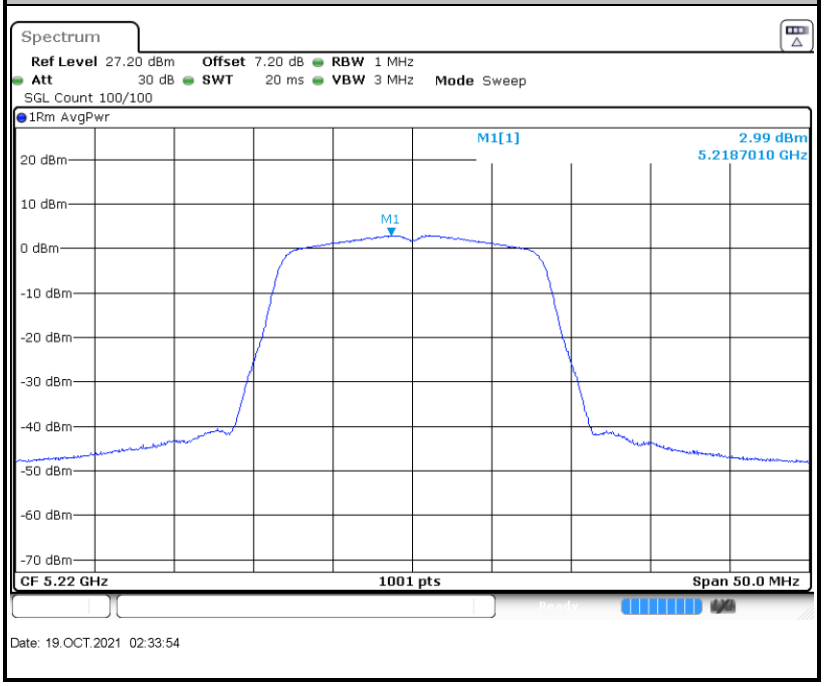

Worst Case Power Density (dBm/MHz) for Ant. 2

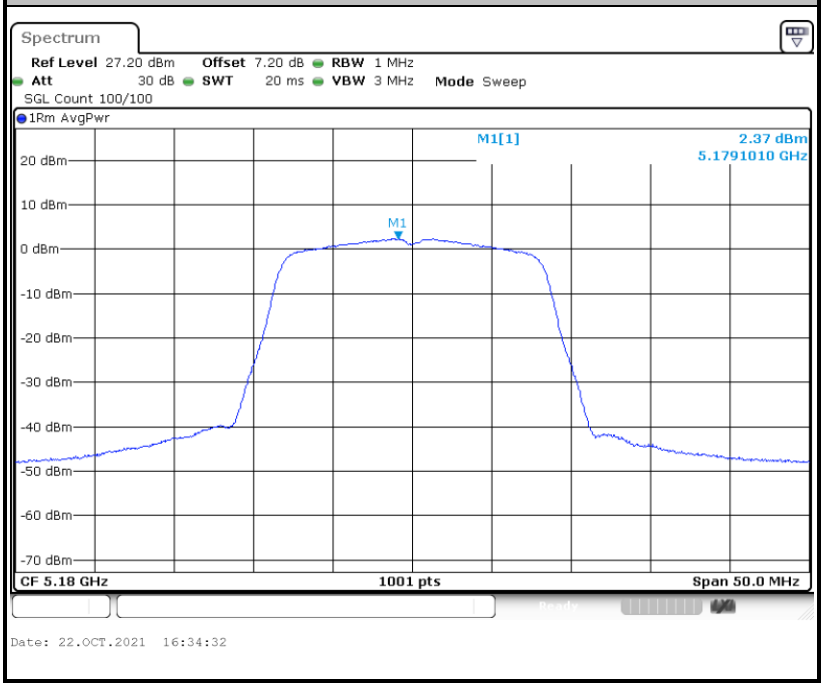

Note: Average Power Density (dB) = Measured value+ Duty Factor

3.4 Unwanted Emissions Measurement

This section is to measure unwanted emissions through radiated measurement for band edge spurious emissions and out of band emissions measurement.

3.4.1 Limit of Unwanted Emissions

(1) For transmitters operating in the 5150-5250 MHz band: all emissions outside of the 5150-5350 MHz band shall not exceed an EIRP of –27dBm/MHz.

For transmitters operating in the 5250-5350 MHz band: all emissions outside of the 5150-5350 MHz band shall not exceed an EIRP of -27 dBm/MHz. Devices operating in the 5250-5350 MHz band that generate emissions in the 5150-5250 MHz band must meet all applicable technical requirements for operation in the 5150-5250 MHz band (including indoor use) or alternatively meet an out-of-band emission EIRP limit of -27 dBm/MHz in the 5150-5250 MHz band.

For transmitters operating in the 5470-5725 MHz band: all emissions outside of the 5470-5725 MHz band shall not exceed an EIRP of -27 dBm/MHz.

(2) Unwanted spurious emissions fallen in restricted bands shall comply with the general field strength limits as below table,

Frequency (MHz)	Field Strength (microvolts/meter)	Measurement Distance (meters)
0.009 – 0.490	2400/F(kHz)	300
0.490 – 1.705	24000/F(kHz)	30
1.705 – 30.0	30	30
30 – 88	100	3
88 – 216	150	3
216 - 960	200	3
Above 960	500	3

EIRP (dBm)	Field Strength at 3m (dBμV/m)
- 27	68.3

Note: The following formula is used to convert the EIRP to field strength.

$$EIRP = E_{Meas} + 20\log(d_{Meas}) - 104.77$$

where

EIRP is the equivalent isotropically radiated power, in dBm

E_{Meas} is the field strength of the emission at the measurement distance, in dBμV/m

d_{Meas} is the measurement distance, in m

3.4.2 Measuring Instruments

The measuring equipment is listed in the section 4 of this test report.

3.4.3 Test Procedures

1. The testing follows FCC KDB 789033 D02 General UNII Test Procedures New Rules v02r01. Section G) Unwanted emissions measurement.

   (1) Procedure for Unwanted Emissions Measurements Below 1000MHz

   - RBW = 120 kHz
   - VBW = 300 kHz
   - Detector = Peak
   - Trace mode = max hold

   (2) Procedure for Peak Unwanted Emissions Measurements Above 1000 MHz

   - RBW = 1 MHz
   - VBW ≥ 3 MHz
   - Detector = Peak
   - Sweep time = auto
   - Trace mode = max hold

   (3) Procedures for Average Unwanted Emissions Measurements Above 1000MHz

   - RBW = 1 MHz
   - VBW = 10 Hz, when duty cycle is no less than 98 percent.
   - VBW ≥ 1/T, when duty cycle is less than 98 percent where T is the minimum transmission duration over which the transmitter is on and is transmitting at its maximum power control level for the tested mode of operation.

2. The EUT was placed on a turntable with 0.8 meter for frequency below 1GHz and 1.5 meter for frequency above 1GHz respectively above ground.
3. The EUT was set 3 meters from the interference receiving antenna which was mounted on the top of a variable height antenna tower.
4. The antenna is a broadband antenna and its height is adjusted between one meter and four meters above ground to find the maximum value of the field strength for both horizontal polarization and vertical polarization of the antenna.
5. For each suspected emission, the EUT was arranged to its worst case and then adjust the antenna tower (from 1 m to 4 m) and turntable (from 0 degree to 360 degrees) to find the maximum reading.
6. For testing below 1GHz, if the emission level of the EUT in peak mode was 3 dB lower than the limit specified, then peak values of EUT will be reported, otherwise, the emissions will be repeated one by one using the CISPR quasi-peak method and reported.
7. For testing above 1GHz, the emission level of the EUT in peak mode was 20dB lower than peak limit (that means the emission level in average mode also complies with the limit in average mode), then peak values of EUT will be reported, otherwise, the emissions will be measured in average mode again and reported.

3.4.4 Test Setup

For radiated emissions below 30MHz

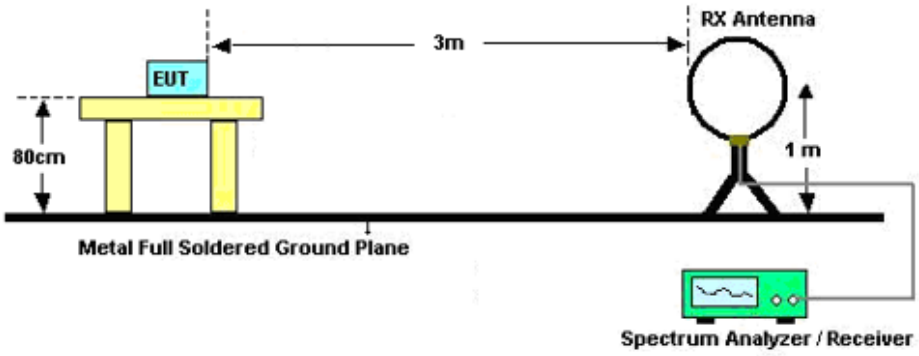

For radiated emissions from 30MHz to 1GHz

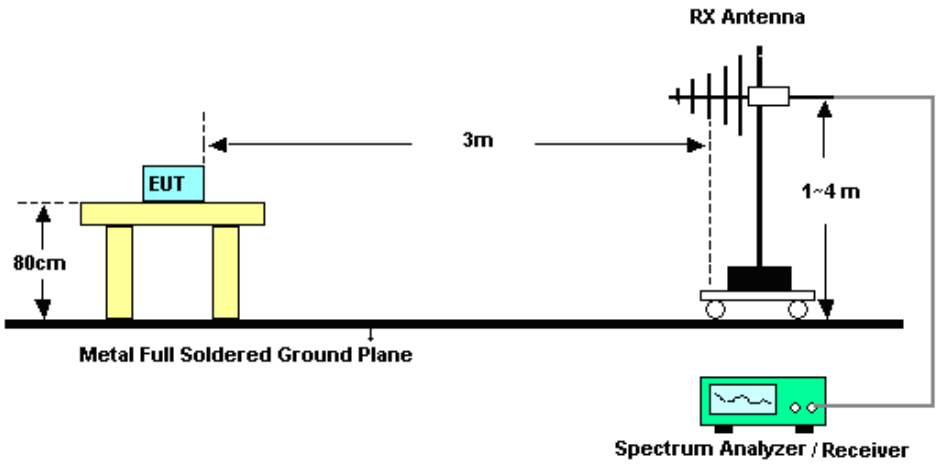

For radiated emissions above 1GHz

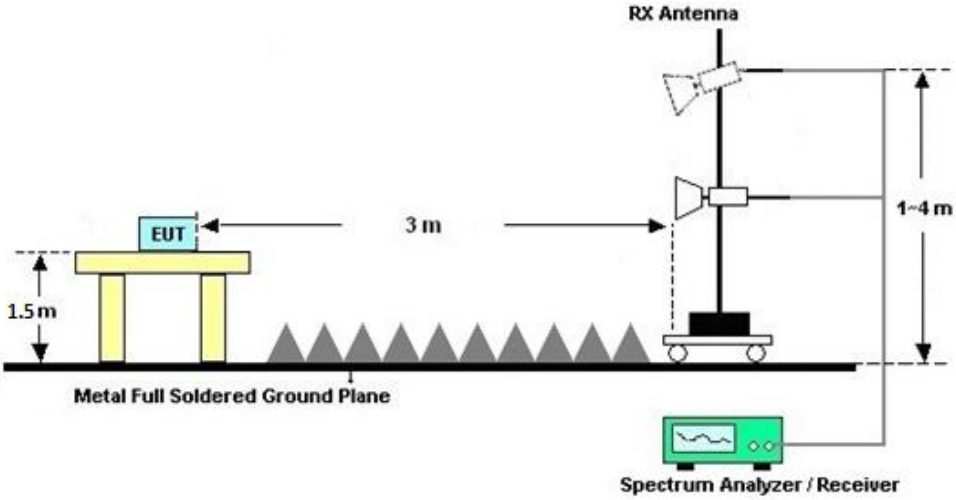

3.4.5 Test Results of Radiated Spurious Emissions (9 kHz ~ 30 MHz)

The low frequency, which started from 9 kHz to 30MHz, was pre-scanned and the result which was 20dB lower than the limit line was not reported.

There is a comparison data of both open-field test site and semi-Anechoic chamber, and the result came out very similar.

3.4.6 Test Result of Radiated Spurious at Band Edges

Please refer to Appendix C&D.

3.4.7 Duty Cycle

Please refer to Appendix E.

3.4.8 Test Result of Radiated Spurious Emissions (30MHz ~ 10th Harmonic or 40GHz, whichever is lower)

Please refer to Appendix C&D.

3.5 AC Conducted Emission Measurement

3.5.1 Limit of AC Conducted Emission

For equipment that is designed to be connected to the public utility (AC) power line, the radio frequency voltage that is conducted back onto the AC power line on any frequency or frequencies within the band 150 kHz to 30 MHz shall not exceed the limits in the following table.

Frequency of emission (MHz)	Conducted limit (dBμV)	
	Quasi-peak	Average
0.15-0.5	66 to 56*	56 to 46*
0.5-5	56	46
5-30	60	50

*Decreases with the logarithm of the frequency.

3.5.2 Measuring Instruments

The measuring equipment is listed in the section 4 of this test report.

3.5.3 Test Procedures

1. The EUT was placed 0.4 meter from the conducting wall of the shielding room was kept at least 80 centimeters from any other grounded conducting surface.
2. Connect EUT to the power mains through a line impedance stabilization network (LISN).
3. All the support units are connecting to the other LISN.
4. The LISN provides 50 ohm coupling impedance for the measuring instrument.
5. The FCC states that a 50 ohm, 50 microhenry LISN should be used.
6. Both sides of AC line were checked for maximum conducted interference.
7. The frequency range from 150 kHz to 30 MHz was searched.
8. Set the test-receiver system to Peak Detect Function and specified bandwidth with Maximum Hold Mode.

3.5.4 Test Setup

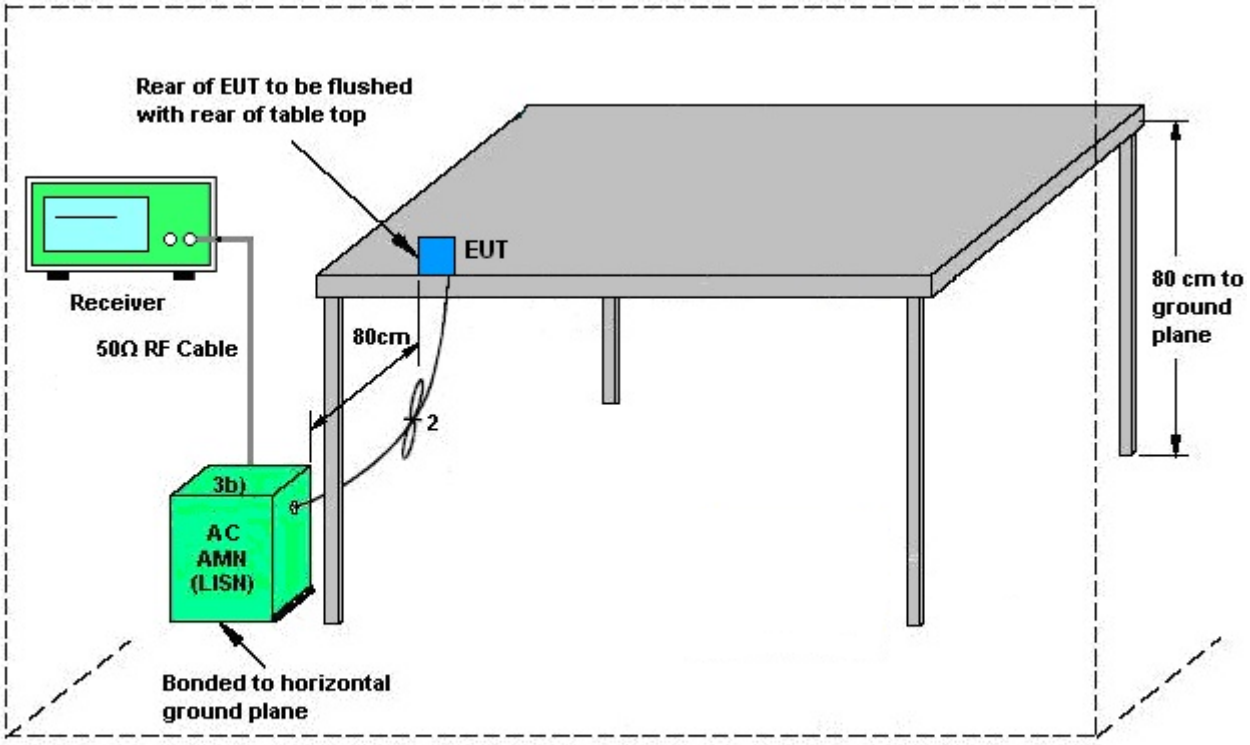

AMN = Artificial mains network (LISN)
AE = Associated equipment
EUT = Equipment under test
ISN = Impedance stabilization network

3.5.5 Test Result of AC Conducted Emission

Please refer to Appendix B.

3.6 Antenna Requirements

3.6.1 Standard Applicable

If transmitting antenna directional gain is greater than 6 dBi, both the peak transmit power and the peak power spectral density shall be reduced by the amount in dB that the directional gain of the antenna exceeds 6 dBi.

3.6.2 Antenna Anti-Replacement Construction

An embedded-in antenna design is used.

3.6.3 Antenna Gain

The antenna peak gain of EUT is less than 6 dBi. Therefore, it is not necessary to reduce maximum peak output power limit.

4 List of Measuring Equipment

Instrument	Manufacturer	Model No.	Serial No.	Characteristics	Calibration Date	Test Date	Due Date	Remark
Spectrum Analyzer	R&S	FSV40	101040	10Hz~40GHz	Oct. 15, 2020	Oct. 09, 2021~ Oct. 22, 2021	Oct. 14, 2021	Conducted (TH01-KS)
Spectrum Analyzer	R&S	FSV40	101040	10Hz~40GHz	Oct. 14, 2021		Oct. 13, 2022	Conducted (TH01-KS)
Pulse Power Senor	Anritsu	MA2411B	0917070	300MHz~40GHz	Jan. 07, 2021	Oct. 09, 2021~ Oct. 22, 2021	Jan. 06, 2022	Conducted (TH01-KS)
Power Meter	Anritsu	ML2495A	1005002	50MHz Bandwidth	Jan. 07, 2021	Oct. 09, 2021~ Oct. 22, 2021	Jan. 06, 2022	Conducted (TH01-KS)
EMI Test Receiver	Keysight	N9038A	MY56400004	3Hz~8.5GHz;Max 30dBm	Oct. 16, 2021	Jan. 06, 2022	Oct. 15, 2022	Radiation (03CH05-KS)
EXA Spectrum Analyzer	Keysight	N9010A	MY55150244	10Hz-44G,MAX 30dB	Apr. 13, 2021	Jan. 06, 2022	Apr. 12, 2022	Radiation (03CH05-KS)
Loop Antenna	R&S	HFH2-Z2	100321	9kHz~30MHz	Oct. 30, 2021	Jan. 06, 2022	Oct. 29, 2022	Radiation (03CH05-KS)
Bilog Antenna	TeseQ	CBL6111D	49922	30MHz-1GHz	Jun. 04, 2021	Jan. 06, 2022	Jun. 03, 2022	Radiation (03CH05-KS)
Double Ridge Horn Antenna	ETS-Lindgren	3117	00218652	1GHz~18GHz	Apr. 24, 2021	Jan. 06, 2022	Apr. 23, 2022	Radiation (03CH05-KS)
SHF-EHF Horn	Com-power	AH-840	101115	18GHz~40GHz	Jan. 06, 2021	Jan. 06, 2022	Jan. 05, 2022	Radiation (03CH05-KS)
Amplifier	SONOMA	310N	187289	9KHz-1GHz	Apr. 12, 2021	Jan. 06, 2022	Apr. 11, 2022	Radiation (03CH05-KS)
Amplifier	MITEQ	EM18G40GGA	060728	18~40GHz	Jan. 07, 2021	Jan. 06, 2022	Jan. 06, 2022	Radiation (03CH05-KS)
high gain Amplifier	MITEQ	AMF-7D-00101800-30-10P	2012228	1Ghz-18Ghz	Oct. 16, 2021	Jan. 06, 2022	Oct. 15, 2022	Radiation (03CH05-KS)
Amplifier	Keysight	83017A	MY53270316	500MHz~26.5GHz	Oct. 16, 2021	Jan. 06, 2022	Oct. 15, 2022	Radiation (03CH05-KS)
AC Power Source	Chroma	61601	F104090004	N/A	NCR	Jan. 06, 2022	NCR	Radiation (03CH05-KS)
Turn Table	ChamPro	EM 1000-T	060762-T	0~360 degree	NCR	Jan. 06, 2022	NCR	Radiation (03CH05-KS)
Antenna Mast	ChamPro	EM 1000-A	060762-A	1 m~4 m	NCR	Jan. 06, 2022	NCR	Radiation (03CH05-KS)
EMI Receiver	R&S	ESCI7	100768	9kHz~7GHz;	Apr. 21, 2021	Jan. 16, 2022	Apr. 20, 2022	Conduction (CO01-KS)
AC LISN (for auxiliary equipment)	MessTec	AN3016	060103	9kHz~30MHz	Oct. 14, 2021	Jan. 16, 2022	Oct. 13, 2022	Conduction (CO01-KS)
AC LISN	R&S	ENV216	100334	9kHz~30MHz	Oct. 14, 2021	Jan. 16, 2022	Oct. 13, 2022	Conduction (CO01-KS)
AC Power Source	Chroma	61602	ABP000000811	AC 0V~300V, 45Hz~1000Hz	Oct. 14, 2021	Jan. 16, 2022	Oct. 13, 2022	Conduction (CO01-KS)

NCR: No Calibration Required

5 Uncertainty of Evaluation

The measurement uncertainties shown below were calculated in accordance with the requirements of ANSI 63.10-2013. All the measurement uncertainty value were shown with a coverage K=2 to indicate 95% level of confidence. The measurement data show herein meets or exceeds the CISPR measurement uncertainty values specified in CISPR 16-4-2 and can be compared directly to specified limit to determine compliance.

Uncertainty of Conducted Emission Measurement (150kHz ~ 30MHz)

Measuring Uncertainty for a Level of Confidence of 95% (U = 2Uc(y))	**2.94dB**

Uncertainty of Radiated Emission Measurement (30 MHz ~ 1000 MHz)

Measuring Uncertainty for a Level of Confidence of 95% (U = 2Uc(y))	**5.0dB**

Uncertainty of Radiated Emission Measurement (1000 MHz ~ 18000 MHz)

Measuring Uncertainty for a Level of Confidence of 95% (U = 2Uc(y))	**5.0dB**

Uncertainty of Radiated Emission Measurement (18000 MHz ~ 40000 MHz)

Measuring Uncertainty for a Level of Confidence of 95% (U = 2Uc(y))	**5.0dB**

---------- THE END ----------

Appendix A. Conducted Test Results

Test Engineer:	Jack Fan	Temperature:	21~25	°C
Test Date:	2021/10/9~2021/10/22	Relative Humidity:	51~54	%

TEST RESULTS DATA
26dB and 99% OBW

U-NII-1														
Mod.	Data Rate	NTX	CH.	Freq. (MHz)	99% Bandwidth (MHz)		26 dB Bandwidth (MHz)		IC 99% Bandwidth Power Limit (dBm)		IC 99% Bandwidth EIRP Limit (dBm)			Note
					Ant 1	Ant 2	Ant 1	Ant 2	Ant 1	Ant 2	Ant 1	Ant 2		
11a	6Mbps	1	36	5180	17.88	17.53	21.03	20.98	-		22.52	22.44		
11a	6Mbps	1	44	5220	17.68	17.73	21.13	21.08	-		22.47	22.49		
11a	6Mbps	1	48	5240	17.73	17.68	21.18	20.98	-		22.49	22.47		
HT20	MCS0	1	36	5180	18.48	18.33	21.43	21.33	-		22.67	22.63		
HT20	MCS0	1	44	5220	18.43	18.48	21.33	21.38	-		22.66	22.67		
HT20	MCS0	1	48	5240	18.53	18.43	21.53	21.48	-		22.68	22.66		
HT40	MCS0	1	38	5190		36.66		41.36	-			23.01		
HT40	MCS0	1	46	5230		36.66		41.27	-			23.01		
VHT40	MCS0	1	38	5190	36.76		41.27		-		23.01			
VHT40	MCS0	1	46	5230	36.36		41.45		-		23.01			
VHT80	MCS0	1	42	5210	75.28	75.16	81.20	81.20	-		23.01	23.01		

TEST RESULTS DATA
Average Power Table

FCC U-NII-1															
Mod.	Data Rate	NTX	CH.	Freq. (MHz)	Duty Factor (dB)		Average Conducted Power (dBm)			FCC Conducted Power Limit (dBm)		DG (dBi)			Pass/Fail
					Ant 1	Ant 2	Ant 1	Ant 2	SUM	Ant 1	Ant 2	Ant 1	Ant 2		
11a	6Mbps	1	36	5180	0.13	0.13	13.28	13.01		24.00	24.00	1.00	-1.20		Pass
11a	6Mbps	1	44	5220	0.13	0.13	13.44	12.95		24.00	24.00	1.00	-1.20		Pass
11a	6Mbps	1	48	5240	0.13	0.13	13.42	13.04		24.00	24.00	1.00	-1.20		Pass
HT20	MCS0	1	36	5180	0.14	0.14	13.23	12.92		24.00	24.00	1.00	-1.20		Pass
HT20	MCS0	1	44	5220	0.14	0.14	13.35	12.95		24.00	24.00	1.00	-1.20		Pass
HT20	MCS0	1	48	5240	0.14	0.14	13.31	12.91		24.00	24.00	1.00	-1.20		Pass
HT40	MCS0	1	38	5190	0.29	0.29	13.44	13.20		24.00	24.00	1.00	-1.20		Pass
HT40	MCS0	1	46	5230	0.29	0.29	13.47	13.14		24.00	24.00	1.00	-1.20		Pass
VHT20	MCS0	1	36	5180	0.14	0.14	13.19	12.88		24.00	24.00	1.00	-1.20		Pass
VHT20	MCS0	1	44	5220	0.14	0.14	13.14	12.92		24.00	24.00	1.00	-1.20		Pass
VHT20	MCS0	1	48	5240	0.14	0.14	13.21	12.90		24.00	24.00	1.00	-1.20		Pass
VHT40	MCS0	1	38	5190	0.28	0.28	12.44	13.17		24.00	24.00	1.00	-1.20		Pass
VHT40	MCS0	1	46	5230	0.28	0.28	13.49	13.11		24.00	24.00	1.00	-1.20		Pass
VHT80	MCS0	1	42	5210	0.54	0.55	11.34	10.99		24.00	24.00	1.00	-1.20		Pass

TEST RESULTS DATA
Power Spectral Density

FCC U-NII-1															
Mod.	Data Rate	NTX	CH.	Freq. (MHz)	Duty Factor (dB)		Average Power Density (dBm/MHz)			Average PSD Limit (dBm/MHz)		DG (dBi)			Pass /Fail
					Ant 1	Ant 2	Ant 1	Ant 2	SUM	Ant 1	Ant 2	Ant 1	Ant 2		
11a	6Mbps	1	36	5180	0.13	0.13	2.72	2.50		11.00	11.00	1.00	-1.20		Pass
11a	6Mbps	1	44	5220	0.13	0.13	3.12	2.25		11.00	11.00	1.00	-1.20		Pass
11a	6Mbps	1	48	5240	0.13	0.13	2.92	2.25		11.00	11.00	1.00	-1.20		Pass
HT20	MCS0	1	36	5180	0.14	0.14	2.38	2.21		11.00	11.00	1.00	-1.20		Pass
HT20	MCS0	1	44	5220	0.14	0.14	2.36	2.19		11.00	11.00	1.00	-1.20		Pass
HT20	MCS0	1	48	5240	0.14	0.14	2.44	1.86		11.00	11.00	1.00	-1.20		Pass
VHT40	MCS0	1	38	5190	0.28	0.28	0.06	-0.95		11.00	11.00	1.00	-1.20		Pass
VHT40	MCS0	1	46	5230	0.28	0.28	0.06	-0.74		11.00	11.00	1.00	-1.20		Pass
VHT80	MCS0	1	42	5210	0.54	0.55	-4.90	-5.60		11.00	11.00	1.00	-1.20		Pass

TEST RESULTS DATA
26dB and 99% OBW

U-NII-2A															
Mod.	Data Rate	NTX	CH.	Freq. (MHz)	99% Bandwidth (MHz)		26 dB Bandwidth (MHz)		IC 99% Bandwidth Power Limit (dBm)		IC 99% Bandwidth EIRP Limit (dBm)		FCC 26dB Bandwidth Power Limit (dBm)		Note
					Ant 1	Ant 2	Ant 1	Ant 2	Ant 1	Ant 2	Ant 1	Ant 2	Ant 1	Ant 2	
11a	6Mbps	1	52	5260	17.68	17.78	21.13	20.98	23.47	23.50	29.47	29.50	23.98	23.98	
11a	6Mbps	1	60	5300	17.68	17.63	21.23	21.08	23.47	23.46	29.47	29.46	23.98	23.98	
11a	6Mbps	1	64	5320	17.73	17.68	20.98	21.08	23.49	23.47	29.49	29.47	23.98	23.98	
HT20	MCS0	1	52	5260	18.43	18.48	21.38	21.43	23.66	23.67	29.66	29.67	23.98	23.98	
HT20	MCS0	1	60	5300	18.48	18.43	21.13	21.53	23.67	23.66	29.67	29.66	23.98	23.98	
HT20	MCS0	1	64	5320	18.43	18.43	21.28	21.33	23.66	23.66	29.66	29.66	23.98	23.98	
HT40	MCS0	1	54	5270	36.36	36.26	41.09	41.36	23.98	23.98	30.00	30.00	23.98	23.98	
HT40	MCS0	1	62	5310	36.56	36.26	41.27	41.27	23.98	23.98	30.00	30.00	23.98	23.98	
VHT80	MCS0	1	58	5290	75.16	75.16	80.72	81.20	23.98	23.98	30.00	30.00	23.98	23.98	

TEST RESULTS DATA
Average Power Table

FCC U-NII-2A															
Mod.	Data Rate	NTX	CH.	Freq. (MHz)	Duty Factor (dB)		Average Conducted Power (dBm)			FCC Conducted Power Limit (dBm)		DG (dBi)		EIRP Power Limit (dBm)	Pass/Fail
					Ant 1	Ant 2	Ant 1	Ant 2	SUM	Ant 1	Ant 2	Ant 1	Ant 2		
11a	6Mbps	1	52	5260	0.13	0.13	13.36	13.02		23.98	23.98	0.10	-1.20	26.99	Pass
11a	6Mbps	1	60	5300	0.13	0.13	13.40	13.02		23.98	23.98	0.10	-1.20	26.99	Pass
11a	6Mbps	1	64	5320	0.13	0.13	13.28	13.29		23.98	23.98	0.10	-1.20	26.99	Pass
HT20	MCS0	1	52	5260	0.14	0.14	13.12	12.91		23.98	23.98	0.10	-1.20	26.99	Pass
HT20	MCS0	1	60	5300	0.14	0.14	13.29	12.97		23.98	23.98	0.10	-1.20	26.99	Pass
HT20	MCS0	1	64	5320	0.14	0.14	13.21	12.95		23.98	23.98	0.10	-1.20	26.99	Pass
HT40	MCS0	1	54	5270	0.29	0.29	13.38	12.96		23.98	23.98	0.10	-1.20	26.99	Pass
HT40	MCS0	1	62	5310	0.29	0.29	13.50	13.06		23.98	23.98	0.10	-1.20	26.99	Pass
VHT20	MCS0	1	52	5260	0.14	0.14	13.26	12.78		23.98	23.98	0.10	-1.20	26.99	Pass
VHT20	MCS0	1	60	5300	0.14	0.14	13.27	12.91		23.98	23.98	0.10	-1.20	26.99	Pass
VHT20	MCS0	1	64	5320	0.14	0.14	13.20	12.94		23.98	23.98	0.10	-1.20	26.99	Pass
VHT40	MCS0	1	54	5270	0.28	0.28	13.37	13.03		23.98	23.98	0.10	-1.20	26.99	Pass
VHT40	MCS0	1	62	5310	0.28	0.28	13.46	13.05		23.98	23.98	0.10	-1.20	26.99	Pass
VHT80	MCS0	1	58	5290	0.54	0.55	11.50	10.96		23.98	23.98	0.10	-1.20	26.99	Pass

TEST RESULTS DATA
Power Spectral Density

U-NII-2A															
Mod.	Data Rate	NTX	CH.	Freq. (MHz)	Duty Factor (dB)		Average Power Density (dBm/MHz)			Average PSD Limit (dBm/MHz)		DG (dBi)			Pass /Fail
					Ant 1	Ant 2	Ant 1	Ant 2	SUM	Ant 1	Ant 2	Ant 1	Ant 2		
11a	6Mbps	1	52	5260	0.13	0.13	2.83	2.26		11.00	11.00	0.10	-1.20		Pass
11a	6Mbps	1	60	5300	0.13	0.13	2.96	2.27		11.00	11.00	0.10	-1.20		Pass
11a	6Mbps	1	64	5320	0.13	0.13	2.79	2.75		11.00	11.00	0.10	-1.20		Pass
HT20	MCS0	1	52	5260	0.14	0.14	2.20	2.12		11.00	11.00	0.10	-1.20		Pass
HT20	MCS0	1	60	5300	0.14	0.14	2.40	2.21		11.00	11.00	0.10	-1.20		Pass
HT20	MCS0	1	64	5320	0.14	0.14	2.24	2.23		11.00	11.00	0.10	-1.20		Pass
HT40	MCS0	1	54	5270	0.29	0.29	-0.35	-0.64		11.00	11.00	0.10	-1.20		Pass
HT40	MCS0	1	62	5310	0.29	0.29	-0.46	-0.69		11.00	11.00	0.10	-1.20		Pass
VHT80	MCS0	1	58	5290	0.54	0.55	-4.86	-5.76		11.00	11.00	0.10	-1.20		Pass

TEST RESULTS DATA
26dB and 99% OBW

U-NII-2C															
Mod.	Data Rate	NTX	CH.	Freq. (MHz)	99% Bandwidth (MHz)		26 dB Bandwidth (MHz)		IC 99% Bandwidth Power Limit (dBm)		IC 99% Bandwidth EIRP Limit (dBm)		FCC 26dB Bandwidth Power Limit (dBm)		Note
					Ant 1	Ant 2	Ant 1	Ant 2	Ant 1	Ant 2	Ant 1	Ant 2	Ant 1	Ant 2	
11a	6Mbps	1	100	5500	17.73	17.73	21.03	21.13	23.49	23.49	29.49	29.49	23.98	23.98	
11a	6Mbps	1	116	5580	17.68	17.83	21.08	20.83	23.47	23.51	29.47	29.51	23.98	23.98	
11a	6Mbps	1	140	5700	17.78	17.68	21.13	20.98	23.50	23.47	29.50	29.47	23.98	23.98	
11a	6Mbps	1	144	5720	17.78	18.03	21.08	23.68	23.50	23.56	29.50	29.56	23.98	23.98	
HT20	MCS0	1	100	5500	18.48	18.43	21.53	21.38	23.67	23.66	29.67	29.66	23.98	23.98	
HT20	MCS0	1	116	5580	18.43	18.53	21.48	21.33	23.66	23.68	29.66	29.68	23.98	23.98	
HT20	MCS0	1	140	5700	18.48	18.53	21.68	21.33	23.67	23.68	29.67	29.68	23.98	23.98	
HT20	MCS0	1	144	5720	18.53	18.68	21.83	23.58	23.68	23.71	29.68	29.71	23.98	23.98	
VHT40	MCS0	1	102	5510	36.56	36.56	41.54	41.54	23.98	23.98	30.00	30.00	23.98	23.98	
VHT40	MCS0	1	110	5550	36.66	36.56	41.90	41.54	23.98	23.98	30.00	30.00	23.98	23.98	
VHT40	MCS0	1	134	5670	36.86	36.86	43.16	41.45	23.98	23.98	30.00	30.00	23.98	23.98	
VHT40	MCS0	1	142	5710	36.36	36.46	41.54	41.63	23.98	23.98	30.00	30.00	23.98	23.98	
VHT80	MCS0	1	106	5530	75.16	75.04	81.04	81.04	23.98	23.98	30.00	30.00	23.98	23.98	
VHT80	MCS0	1	122	5610	75.16	75.04	81.04	81.20	23.98	23.98	30.00	30.00	23.98	23.98	
VHT80	MCS0	1	138	5690	75.04	75.16	81.04	81.20	23.98	23.98	30.00	30.00	23.98	23.98	

TEST RESULTS DATA
Average Power Table

FCC U-NII-2C															
Mod.	Data Rate	NTX	CH.	Freq. (MHz)	Duty Factor (dB)		Average Conducted Power (dBm)			FCC Conducted Power Limit (dBm)		DG (dBi)		EIRP Power Limit (dBm)	Pass/Fail
					Ant 1	Ant 2	Ant 1	Ant 2	SUM	Ant 1	Ant 2	Ant 1	Ant 2		
11a	6Mbps	1	100	5500	0.13	0.13	13.30	12.96		23.98	23.98	1.10	0.80	26.99	Pass
11a	6Mbps	1	116	5580	0.13	0.13	13.11	12.98		23.98	23.98	1.10	0.80	26.99	Pass
11a	6Mbps	1	140	5700	0.13	0.13	12.74	12.92		23.98	23.98	1.10	0.80	26.99	Pass
11a	6Mbps	1	144	5720	0.13	0.13	13.10	12.97		23.98	23.98	1.10	0.80	26.99	Pass
HT20	MCS0	1	100	5500	0.14	0.14	13.37	12.77		23.98	23.98	1.10	0.80	26.99	Pass
HT20	MCS0	1	116	5580	0.14	0.14	13.10	12.99		23.98	23.98	1.10	0.80	26.99	Pass
HT20	MCS0	1	140	5700	0.14	0.14	12.82	12.91		23.98	23.98	1.10	0.80	26.99	Pass
HT20	MCS0	1	144	5720	0.14	0.14	13.12	12.95		23.98	23.98	1.10	0.80	26.99	Pass
HT40	MCS0	1	102	5510	0.29	0.29	13.38	12.98		23.98	23.98	1.10	0.80	26.99	Pass
HT40	MCS0	1	110	5550	0.29	0.29	13.31	13.12		23.98	23.98	1.10	0.80	26.99	Pass
HT40	MCS0	1	134	5670	0.29	0.29	13.26	12.87		23.98	23.98	1.10	0.80	26.99	Pass
HT40	MCS0	1	142	5710	0.29	0.29	13.02	13.02		23.98	23.98	1.10	0.80	26.99	Pass
VHT20	MCS0	1	100	5500	0.14	0.14	13.03	12.86		23.98	23.98	1.10	0.80	26.99	Pass
VHT20	MCS0	1	116	5580	0.14	0.14	12.96	12.92		23.98	23.98	1.10	0.80	26.99	Pass
VHT20	MCS0	1	140	5700	0.14	0.14	12.92	12.72		23.98	23.98	1.10	0.80	26.99	Pass
VHT20	MCS0	1	144	5720	0.14	0.14	12.91	12.80		23.98	23.98	1.10	0.80	26.99	Pass
VHT40	MCS0	1	102	5510	0.28	0.28	13.34	12.93		23.98	23.98	1.10	0.80	26.99	Pass
VHT40	MCS0	1	110	5550	0.28	0.28	13.41	13.16		23.98	23.98	1.10	0.80	26.99	Pass
VHT40	MCS0	1	134	5670	0.28	0.28	13.14	12.95		23.98	23.98	1.10	0.80	26.99	Pass
VHT40	MCS0	1	142	5710	0.28	0.28	13.04	12.84		23.98	23.98	1.10	0.80	26.99	Pass
VHT80	MCS0	1	106	5530	0.54	0.55	11.26	10.93		23.98	23.98	1.10	0.80	26.99	Pass
VHT80	MCS0	1	122	5610	0.54	0.55	11.02	11.10		23.98	23.98	1.10	0.80	26.99	Pass
VHT80	MCS0	1	138	5690	0.54	0.55	10.89	10.88		23.98	23.98	1.10	0.80	26.99	Pass

TEST RESULTS DATA
Power Spectral Density

U-NII-2C															
Mod.	Data Rate	NTX	CH.	Freq. (MHz)	Duty Factor (dB)		Average Power Density (dBm/MHz)			Average PSD Limit (dBm/MHz)		DG (dBi)			Pass /Fail
					Ant 1	Ant 2	Ant 1	Ant 2	SUM	Ant 1	Ant 2	Ant 1	Ant 2		
11a	6Mbps	1	100	5500	0.13	0.13	3.16	2.70		11.00	11.00	1.10	0.80		Pass
11a	6Mbps	1	116	5580	0.13	0.13	2.53	2.45		11.00	11.00	1.10	0.80		Pass
11a	6Mbps	1	140	5700	0.13	0.13	2.06	2.13		11.00	11.00	1.10	0.80		Pass
11a	6Mbps	1	144	5720	0.13	0.13	2.42	2.24		11.00	11.00	1.10	0.80		Pass
HT20	MCS0	1	100	5500	0.14	0.14	2.88	2.14		11.00	11.00	1.10	0.80		Pass
HT20	MCS0	1	116	5580	0.14	0.14	2.16	2.03		11.00	11.00	1.10	0.80		Pass
HT20	MCS0	1	140	5700	0.14	0.14	1.92	2.13		11.00	11.00	1.10	0.80		Pass
HT20	MCS0	1	144	5720	0.14	0.14	2.07	1.95		11.00	11.00	1.10	0.80		Pass
VHT40	MCS0	1	102	5510	0.29	0.29	-0.49	-0.61		11.00	11.00	1.10	0.80		Pass
VHT40	MCS0	1	110	5550	0.29	0.29	-0.35	-0.36		11.00	11.00	1.10	0.80		Pass
VHT40	MCS0	1	134	5670	0.29	0.29	-0.35	-0.84		11.00	11.00	1.10	0.80		Pass
VHT40	MCS0	1	142	5710	0.29	0.29	-0.64	-0.69		11.00	11.00	1.10	0.80		Pass
VHT80	MCS0	1	106	5530	0.54	0.55	-5.17	-5.74		11.00	11.00	1.10	0.80		Pass
VHT80	MCS0	1	122	5610	0.54	0.55	-6.04	-5.81		11.00	11.00	1.10	0.80		Pass
VHT80	MCS0	1	138	5690	0.54	0.55	-6.04	-5.97		11.00	11.00	1.10	0.80		Pass

Appendix B. AC Conducted Emission Test Results

Test Engineer :	Amos Zhang	**Temperature :**	25.3~26.2℃
		Relative Humidity :	38~40%
Test Voltage :	120Vac / 60Hz	**Phase :**	Line
Remark :	All emissions not reported here are more than 10 dB below the prescribed limit.		

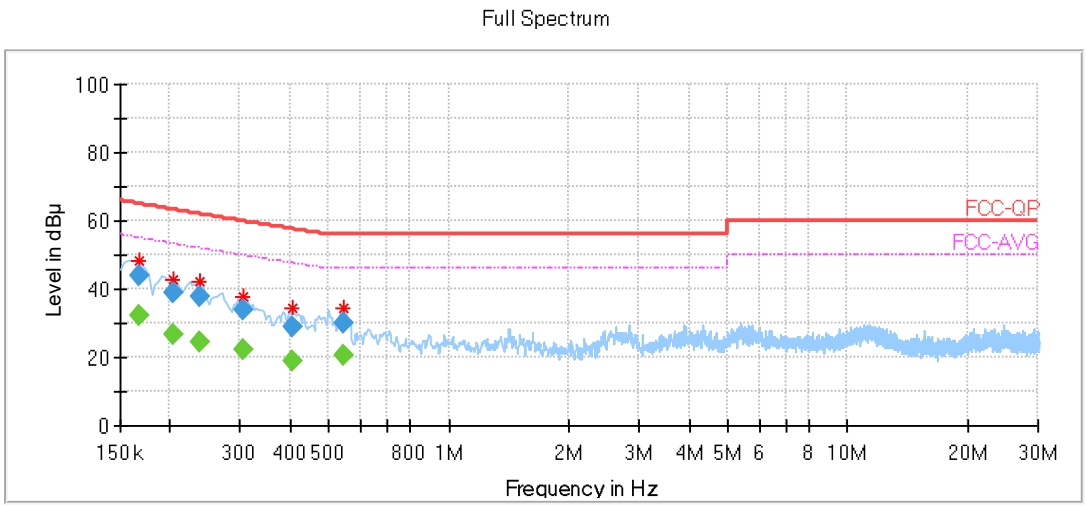

Final_Result

Frequency	QuasiPeak	CAverage	Limit	Margin	Line	Filter	Corr.
0.166462	---	31.97	55.06	23.08	L1	OFF	20.0
0.166462	44.14	---	65.07	20.93	L1	OFF	20.0
0.203006	---	26.79	53.30	26.51	L1	OFF	20.0
0.203006	38.98	---	63.33	24.35	L1	OFF	20.0
0.238069	---	24.60	51.93	27.32	L1	OFF	19.9
0.238069	37.84	---	61.97	24.13	L1	OFF	19.9
0.306000	---	22.04	49.84	27.80	L1	OFF	19.9
0.306000	33.95	---	59.88	25.93	L1	OFF	19.9
0.405975	---	18.89	47.59	28.70	L1	OFF	19.9
0.405975	28.91	---	57.62	28.70	L1	OFF	19.9
0.542494	---	20.46	46.00	25.54	L1	OFF	19.8
0.542494	30.02	---	56.00	25.98	L1	OFF	19.8

Test Engineer :	Amos Zhang	**Temperature :**	25.3~26.2℃
		Relative Humidity :	38~40%
Test Voltage :	120Vac / 60Hz	**Phase :**	Neutral
Remark :	All emissions not reported here are more than 10 dB below the prescribed limit.		

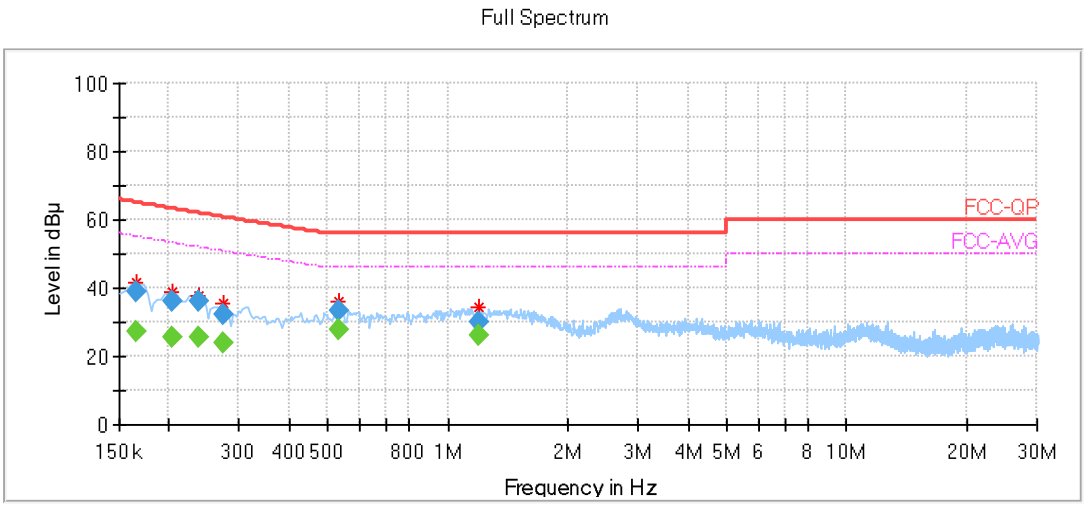

Final_Result

Frequency	QuasiPeak	CAverage	Limit	Margin	Line	Filter	Corr.
0.164925	---	26.95	55.14	28.19	N	OFF	20.2
0.164925	39.03	---	65.15	26.12	N	OFF	20.2
0.203719	---	25.80	53.27	27.47	N	OFF	20.2
0.203719	36.04	---	63.30	27.26	N	OFF	20.2
0.237300	---	25.38	51.96	26.57	N	OFF	20.1
0.237300	36.33	---	62.00	25.67	N	OFF	20.1
0.272362	---	24.10	50.80	26.70	N	OFF	20.1
0.272362	32.49	---	60.84	28.35	N	OFF	20.1
0.531356	---	27.70	46.00	18.30	N	OFF	19.9
0.531356	33.11	---	56.00	22.89	N	OFF	19.9
1.195526	---	25.95	46.00	20.05	N	OFF	19.8
1.195526	30.26	---	56.00	25.75	N	OFF	19.8

Note:

1. Level(dBµV) = Read Level(dBµV) + LISN Factor(dB) + Cable Loss(dB)
2. Over Limit(dB) = Level(dBµV) – Limit Line(dBµV)

Appendix C. Radiated Spurious Emission

WIFI Tx With AP16(US)

UNII-1 - 5150~5250MHz---ANT 1

WIFI 802.11a (Band Edge @ 3m)

WIFI Ant.	Note	Frequency	Level	Over Limit	Limit Line	Read Level	Antenna Factor	Path Loss	Preamp Factor	Ant Pos	Table Pos	Peak Avg.	Pol.
1		(MHz)	(dBμV/m)	(dB)	(dBμV/m)	(dBμV)	(dB/m)	(dB)	(dB)	(cm)	(deg)	(P/A)	(H/V)
802.11a CH 36 5180MHz		5148.32	57.03	-16.97	74	44.84	35.03	11.6	34.44	114	171	P	H
		5147.52	47	-7	54	34.81	35.03	11.6	34.44	114	171	A	H
	*	5182	106.46	-	-	94.1	35.06	11.63	34.33	114	171	P	H
		5182	98.72	-	-	86.36	35.06	11.63	34.33	114	171	A	H
		5143.84	55.04	-18.96	74	42.85	35.03	11.6	34.44	335	348	P	V
		5147.84	45.46	-8.54	54	33.27	35.03	11.6	34.44	335	348	A	V
	*	5182	101.89	-	-	89.53	35.06	11.63	34.33	335	348	P	V
		5182	94.28	-	-	81.92	35.06	11.63	34.33	335	348	A	V
802.11a CH 44 5220MHz		5110.72	56.45	-17.55	74	44.53	35	11.56	34.64	125	170	P	H
		5142.88	45.37	-8.63	54	33.18	35.03	11.6	34.44	125	170	A	H
	*	5224	105.02	-	-	92.39	35.09	11.67	34.13	125	170	P	H
		5224	97.35	-	-	84.72	35.09	11.67	34.13	125	170	A	H
		5386.14	54.76	-19.24	74	41.19	35.26	11.84	33.53	125	170	P	H
		5395.5	45.18	-8.82	54	31.58	35.27	11.86	33.53	125	170	A	H
		5145.28	55.09	-18.91	74	42.9	35.03	11.6	34.44	366	341	P	V
		5106.56	45.03	-8.97	54	33.11	35	11.56	34.64	366	341	A	V
		5224	102.81	-	-	90.18	35.09	11.67	34.13	366	341	P	V
		5224	95.19	-	-	82.56	35.09	11.67	34.13	366	341	A	V
		5388.3	54.93	-19.07	74	41.36	35.26	11.84	33.53	366	341	P	V
		5389.02	45.2	-8.8	54	31.63	35.26	11.84	33.53	366	341	A	V

802.11a CH 48 5240MHz		5372.46	55.6	-18.4	74	42.17	35.24	11.82	33.63	134	170	P	H
		5398.02	45.45	-8.55	54	31.85	35.27	11.86	33.53	134	170	A	H
	*	5242	104.55	-	-	91.85	35.13	11.7	34.13	134	170	P	H
		5242	96.86	-	-	84.16	35.13	11.7	34.13	134	170	A	H
		5392.62	55.39	-18.61	74	41.82	35.26	11.84	33.53	344	343	P	V
		5399.64	45.25	-8.75	54	31.65	35.27	11.86	33.53	344	343	A	V
	*	5236	102.44	-	-	89.78	35.11	11.68	34.13	344	343	P	V
		5236	95.23	-	-	82.57	35.11	11.68	34.13	344	343	A	V
Remark	1. No other spurious found. 2. All results are PASS against Peak and Average limit line.												

UNII-1 5150~5250MHz

WIFI 802.11a (Harmonic @ 3m)

WIFI Ant. 1	Note	Frequency (MHz)	Level (dBμV/m)	Over Limit (dB)	Limit Line (dBμV/m)	Read Level (dBμV)	Antenna Factor (dB/m)	Path Loss (dB)	Preamp Factor (dB)	Ant Pos (cm)	Table Pos (deg)	Peak Avg. (P/A)	Pol. (H/V)
802.11a CH 36 5180MHz		10358.36	43.98	-24.32	68.3	49.41	38.32	16.93	60.68	300	0	P	H
		10358.36	44.92	-23.38	68.3	50.35	38.32	16.93	60.68	300	0	P	V
802.11a CH 44 5220MHz		10438.44	44.49	-23.81	68.3	49.77	38.35	17.03	60.66	300	0	P	H
		10438.44	45.17	-23.13	68.3	50.45	38.35	17.03	60.66	300	0	P	V
802.11a CH 48 5240MHz		10478.47	45.03	-23.27	68.3	50.23	38.36	17.09	60.65	100	0	P	H
		10478.47	44.19	-24.11	68.3	49.39	38.36	17.09	60.65	100	0	P	V
Remark	1. No other spurious found. 2. All results are PASS against Peak and Average limit line.												

UNII-1 5150~5250MHz

WIFI 802.11n HT20 (Band Edge @ 3m)

WIFI Ant. 1	Note	Frequency (MHz)	Level (dBμV/m)	Over Limit (dB)	Limit Line (dBμV/m)	Read Level (dBμV)	Antenna Factor (dB/m)	Path Loss (dB)	Preamp Factor (dB)	Ant Pos (cm)	Table Pos (deg)	Peak Avg. (P/A)	Pol. (H/V)
802.11n HT20 CH 36 5180MHz		5149.6	57.8	-16.2	74	45.61	35.03	11.6	34.44	100	164	P	H
		5149.76	46.44	-7.56	54	34.25	35.03	11.6	34.44	100	164	A	H
	*	5182	104.76	-	-	92.4	35.06	11.63	34.33	100	164	P	H
		5182	97.28	-	-	84.92	35.06	11.63	34.33	100	164	A	H
		5136.16	55.87	-18.13	74	43.82	35.01	11.58	34.54	334	343	P	V
		5148.8	45.86	-8.14	54	33.67	35.03	11.6	34.44	334	343	A	V
	*	5176	102.4	-	-	90.04	35.06	11.63	34.33	334	343	P	V
		5176	94.91	-	-	82.55	35.06	11.63	34.33	334	343	A	V
802.11n HT20 CH 44 5220MHz		5113.6	55.87	-18.13	74	43.95	35	11.56	34.64	108	109	P	H
		5130.56	45.38	-8.62	54	33.33	35.01	11.58	34.54	108	109	A	H
	*	5224	105.26	-	-	92.63	35.09	11.67	34.13	108	109	P	H
		5224	97.87	-	-	85.24	35.09	11.67	34.13	108	109	A	H
		5395.68	55.48	-18.52	74	41.88	35.27	11.86	33.53	108	109	P	H
		5391.36	45.51	-8.49	54	31.94	35.26	11.84	33.53	108	109	A	H
		5106.08	55.1	-18.9	74	43.18	35	11.56	34.64	367	343	P	V
		5105.44	45.25	-8.75	54	33.37	34.98	11.54	34.64	367	343	A	V
	*	5224	103.79	-	-	91.16	35.09	11.67	34.13	367	343	P	V
		5224	96.1	-	-	83.47	35.09	11.67	34.13	367	343	A	V
		5389.02	54.34	-19.66	74	40.77	35.26	11.84	33.53	367	343	P	V
		5396.76	45.32	-8.68	54	31.72	35.27	11.86	33.53	367	343	A	V

802.11n HT20 CH 48 5240MHz		5365.26	55.27	-18.73	74	41.84	35.24	11.82	33.63	108	113	P	H
		5398.38	45.7	-8.3	54	32.1	35.27	11.86	33.53	108	113	A	H
	*	5236	104.5	-	-	91.84	35.11	11.68	34.13	108	113	P	H
		5236	97.03	-	-	84.37	35.11	11.68	34.13	108	113	A	H
		5398.92	55.24	-18.76	74	41.64	35.27	11.86	33.53	364	349	P	V
		5394.96	45.36	-8.64	54	31.76	35.27	11.86	33.53	364	349	A	V
	*	5242	100.58	-	-	87.88	35.13	11.7	34.13	364	349	P	V
		5242	93.26	-	-	80.56	35.13	11.7	34.13	364	349	A	V
Remark	1. No other spurious found. 2. All results are PASS against Peak and Average limit line.												

UNII-1 5150~5250MHz

WIFI 802.11n HT20 (Harmonic @ 3m)

WIFI Ant. 1	Note	Frequency (MHz)	Level (dBμV/m)	Over Limit (dB)	Limit Line (dBμV/m)	Read Level (dBμV)	Antenna Factor (dB/m)	Path Loss (dB)	Preamp Factor (dB)	Ant Pos (cm)	Table Pos (deg)	Peak Avg. (P/A)	Pol. (H/V)
802.11n HT20 CH 36 5180MHz		10358.36	44.87	-23.43	68.3	50.3	38.32	16.93	60.68	300	360	P	H
		10358.36	45.2	-23.1	68.3	50.63	38.32	16.93	60.68	100	0	P	V
802.11n HT20 CH 44 5220MHz		10438.44	44.16	-24.14	68.3	49.44	38.35	17.03	60.66	300	360	P	H
		10438.44	45.07	-23.23	68.3	50.35	38.35	17.03	60.66	100	0	P	V
802.11n HT20 CH 48 5240MHz		10478.47	44.93	-23.37	68.3	50.13	38.36	17.09	60.65	300	360	P	H
		10478.47	45.05	-23.25	68.3	50.25	38.36	17.09	60.65	100	0	P	V
Remark	1. No other spurious found. 2. All results are PASS against Peak and Average limit line.												

UNII-1 5150~5250MHz

WIFI 802.11n HT40 (Band Edge @ 3m)

WIFI Ant. 1	Note	Frequency (MHz)	Level (dBμV/m)	Over Limit (dB)	Limit Line (dBμV/m)	Read Level (dBμV)	Antenna Factor (dB/m)	Path Loss (dB)	Preamp Factor (dB)	Ant Pos (cm)	Table Pos (deg)	Peak Avg. (P/A)	Pol. (H/V)
802.11n HT40 CH 38 5190MHz		5149.12	67.01	-6.99	74	54.82	35.03	11.6	34.44	128	171	P	H
		5149.92	50.14	-3.86	54	37.95	35.03	11.6	34.44	128	171	A	H
	*	5188	103.93	-	-	91.57	35.06	11.63	34.33	128	171	P	H
		5188	95.43	-	-	83.07	35.06	11.63	34.33	128	171	A	H
		5375.52	54.99	-19.01	74	41.46	35.24	11.82	33.53	128	171	P	H
		5400	45.78	-8.22	54	32.18	35.27	11.86	33.53	128	171	A	H
		5149.92	63.18	-10.82	74	50.99	35.03	11.6	34.44	334	348	P	V
		5150	47.91	-6.09	54	35.72	35.03	11.6	34.44	334	348	A	V
	*	5188	100.41	-	-	88.05	35.06	11.63	34.33	334	348	P	V
		5188	92.52	-	-	80.16	35.06	11.63	34.33	334	348	A	V
		5371.56	54.33	-19.67	74	40.9	35.24	11.82	33.63	334	348	P	V
		5385.24	45.57	-8.43	54	32	35.26	11.84	33.53	334	348	A	V
802.11n HT40 CH 46 5230MHz		5117.92	54.95	-19.05	74	42.93	35	11.56	34.54	100	107	P	H
		5139.84	45.69	-8.31	54	33.6	35.03	11.6	34.54	100	107	A	H
	*	5230	103.07	-	-	90.41	35.11	11.68	34.13	100	107	P	H
		5230	95.47	-	-	82.81	35.11	11.68	34.13	100	107	A	H
		5363.82	54.44	-19.56	74	41.01	35.24	11.82	33.63	100	107	P	H
		5380.92	45.86	-8.14	54	32.29	35.26	11.84	33.53	100	107	A	H
		5114.56	55.14	-18.86	74	43.22	35	11.56	34.64	366	349	P	V
		5105.28	45.45	-8.55	54	33.57	34.98	11.54	34.64	366	349	A	V
	*	5230	100.39	-	-	87.73	35.11	11.68	34.13	366	349	P	V
		5230	92.43	-	-	79.77	35.11	11.68	34.13	366	349	A	V
		5397.3	54.19	-19.81	74	40.59	35.27	11.86	33.53	366	349	P	V
		5394.6	45.85	-8.15	54	32.25	35.27	11.86	33.53	366	349	A	V
Remark	1. No other spurious found. 2. All results are PASS against Peak and Average limit line.												

UNII-1 5150~5250MHz

WIFI 802.11n HT40 (Harmonic @ 3m)

WIFI Ant. 1	Note	Frequency (MHz)	Level (dBμV/m)	Over Limit (dB)	Limit Line (dBμV/m)	Read Level (dBμV)	Antenna Factor (dB/m)	Path Loss (dB)	Preamp Factor (dB)	Ant Pos (cm)	Table Pos (deg)	Peak Avg. (P/A)	Pol. (H/V)
802.11n HT40 CH 38 5190MHz		10378.38	44.43	-23.87	68.3	49.8	38.33	16.97	60.67	300	0	P	H
		10378.38	44.62	-23.68	68.3	49.99	38.33	16.97	60.67	300	0	P	V
802.11n HT40 CH 46 5230MHz		10458.46	44.34	-23.96	68.3	49.6	38.35	17.05	60.66	300	0	P	H
		10458.46	44.14	-24.16	68.3	49.4	38.35	17.05	60.66	300	0	P	V
Remark	1. No other spurious found. 2. All results are PASS against Peak and Average limit line.												

UNII-1 5150~5250MHz

WIFI 802.11ac VHT80 (Band Edge @ 3m)

WIFI Ant. 1	Note	Frequency (MHz)	Level (dBμV/m)	Over Limit (dB)	Limit Line (dBμV/m)	Read Level (dBμV)	Antenna Factor (dB/m)	Path Loss (dB)	Preamp Factor (dB)	Ant Pos (cm)	Table Pos (deg)	Peak Avg. (P/A)	Pol. (H/V)
802.11ac VHT80 CH 42 5210MHz		5147.04	59.05	-14.95	74	46.86	35.03	11.6	34.44	109	112	P	H
		5149.6	48.48	-5.52	54	36.29	35.03	11.6	34.44	109	112	A	H
	*	5206	97.53	-	-	85.03	35.08	11.65	34.23	109	112	P	H
		5206	89.56	-	-	77.06	35.08	11.65	34.23	109	112	A	H
		5375.7	55.3	-18.7	74	41.77	35.24	11.82	33.53	109	112	P	H
		5394.96	46.33	-7.67	54	32.73	35.27	11.86	33.53	109	112	A	H
		5148.96	55.18	-18.82	74	42.99	35.03	11.6	34.44	370	350	P	V
		5148.8	46.53	-7.47	54	34.34	35.03	11.6	34.44	370	350	A	V
	*	5218	93.04	-	-	80.51	35.09	11.67	34.23	370	350	P	V
		5218	85.43	-	-	72.9	35.09	11.67	34.23	370	350	A	V
		5385.6	55.33	-18.67	74	41.76	35.26	11.84	33.53	370	350	P	V
		5399.46	46.02	-7.98	54	32.42	35.27	11.86	33.53	370	350	A	V
Remark	1. No other spurious found. 2. All results are PASS against Peak and Average limit line.												

UNII-1 5150~5250MHz

WIFI 802.11ac VHT80 (Harmonic @ 3m)

WIFI Ant. 1	Note	Frequency (MHz)	Level (dBμV/m)	Over Limit (dB)	Limit Line (dBμV/m)	Read Level (dBμV)	Antenna Factor (dB/m)	Path Loss (dB)	Preamp Factor (dB)	Ant Pos (cm)	Table Pos (deg)	Peak Avg. (P/A)	Pol. (H/V)
802.11ac VHT80 CH 42 5210MHz		10418.42	45.05	-23.25	68.3	50.37	38.34	17.01	60.67	300	0	P	H
		10418.42	44.85	-23.45	68.3	50.17	38.34	17.01	60.67	300	0	P	V
Remark	1. No other spurious found. 2. All results are PASS against Peak and Average limit line.												

UNII-1 - 5150~5250MHz---ANT 2

WIFI 802.11a (Band Edge @ 3m)

WIFI Ant. 2	Note	Frequency (MHz)	Level (dBμV/m)	Over Limit (dB)	Limit Line (dBμV/m)	Read Level (dBμV)	Antenna Factor (dB/m)	Path Loss (dB)	Preamp Factor (dB)	Ant Pos (cm)	Table Pos (deg)	Peak Avg. (P/A)	Pol. (H/V)
802.11a CH 36 5180MHz		5110.56	56.08	-17.92	74	44.16	35	11.56	34.64	100	121	P	H
		5149.92	46.17	-7.83	54	33.98	35.03	11.6	34.44	100	121	A	H
	*	5176	104.42	-	-	92.06	35.06	11.63	34.33	100	121	P	H
		5176	96.65	-	-	84.29	35.06	11.63	34.33	100	121	A	H
		5131.84	55.39	-18.61	74	43.34	35.01	11.58	34.54	306	4	P	V
		5147.52	45.26	-8.74	54	33.07	35.03	11.6	34.44	306	4	A	V
	*	5176	101.55	-	-	89.19	35.06	11.63	34.33	306	4	P	V
		5176	94.06	-	-	81.7	35.06	11.63	34.33	306	4	A	V
802.11a CH 44 5220MHz		5135.04	54.89	-19.11	74	42.84	35.01	11.58	34.54	119	142	P	H
		5116	45.5	-8.5	54	33.48	35	11.56	34.54	119	142	A	H
	*	5218	104.91	-	-	92.38	35.09	11.67	34.23	119	142	P	H
		5218	97.32	-	-	84.79	35.09	11.67	34.23	119	142	A	H
		5393.7	55.12	-18.88	74	41.55	35.26	11.84	33.53	119	142	P	H
		5389.2	45.52	-8.48	54	31.95	35.26	11.84	33.53	119	142	A	H
		5123.68	54.97	-19.03	74	42.92	35.01	11.58	34.54	299	11	P	V
		5113.28	45.06	-8.94	54	33.14	35	11.56	34.64	299	11	A	V
	*	5224	100.67	-	-	88.04	35.09	11.67	34.13	299	11	P	V
		5224	93.61	-	-	80.98	35.09	11.67	34.13	299	11	A	V
		5395.5	55.12	-18.88	74	41.52	35.27	11.86	33.53	299	11	P	V
		5398.2	45.33	-8.67	54	31.73	35.27	11.86	33.53	299	11	A	V

802.11a CH 48 5240MHz		5378.4	54.9	-19.1	74	41.33	35.26	11.84	33.53	110	142	P	H
		5395.14	45.37	-8.63	54	31.77	35.27	11.86	33.53	110	142	A	H
	*	5242	103.96	-	-	91.26	35.13	11.7	34.13	110	142	P	H
		5242	96.45	-	-	83.75	35.13	11.7	34.13	110	142	A	H
		5394.42	55.62	-18.38	74	42.05	35.26	11.84	33.53	239	6	P	V
		5396.94	45.18	-8.82	54	31.58	35.27	11.86	33.53	239	6	A	V
	*	5242	100.93	-	-	88.23	35.13	11.7	34.13	239	6	P	V
		5242	93.64	-	-	80.94	35.13	11.7	34.13	239	6	A	V
Remark	1. No other spurious found. 2. All results are PASS against Peak and Average limit line.												

UNII-1 5150~5250MHz

WIFI 802.11a (Harmonic @ 3m)

WIFI Ant. 2	Note	Frequency (MHz)	Level (dBμV/m)	Over Limit (dB)	Limit Line (dBμV/m)	Read Level (dBμV)	Antenna Factor (dB/m)	Path Loss (dB)	Preamp Factor (dB)	Ant Pos (cm)	Table Pos (deg)	Peak Avg. (P/A)	Pol. (H/V)
802.11a CH 36 5180MHz		10358.36	43.91	-24.39	68.3	49.34	38.32	16.93	60.68	300	0	P	H
		10358.36	44.37	-23.93	68.3	49.8	38.32	16.93	60.68	300	0	P	V
802.11a CH 44 5220MHz		10438.44	43.88	-24.42	68.3	49.16	38.35	17.03	60.66	300	0	P	H
		10438.44	44.11	-24.19	68.3	49.39	38.35	17.03	60.66	300	0	P	V
802.11a CH 48 5240MHz		10478.47	43.65	-24.65	68.3	48.85	38.36	17.09	60.65	300	0	P	H
		10478.47	43.36	-24.94	68.3	48.56	38.36	17.09	60.65	300	0	P	V
Remark	1. No other spurious found. 2. All results are PASS against Peak and Average limit line.												

UNII-1 5150~5250MHz

WIFI 802.11n HT20 (Band Edge @ 3m)

WIFI Ant. 2	Note	Frequency (MHz)	Level (dBμV/m)	Over Limit (dB)	Limit Line (dBμV/m)	Read Level (dBμV)	Antenna Factor (dB/m)	Path Loss (dB)	Preamp Factor (dB)	Ant Pos (cm)	Table Pos (deg)	Peak Avg. (P/A)	Pol. (H/V)
802.11n HT20 CH 36 5180MHz		5126.56	55.86	-18.14	74	43.81	35.01	11.58	34.54	100	134	P	H
		5149.12	46.61	-7.39	54	34.42	35.03	11.6	34.44	100	134	A	H
	*	5176	105.03	-	-	92.67	35.06	11.63	34.33	100	134	P	H
		5176	97.15	-	-	84.79	35.06	11.63	34.33	100	134	A	H
		5136.16	55.19	-18.81	74	43.14	35.01	11.58	34.54	304	20	P	V
		5136	45.42	-8.58	54	33.37	35.01	11.58	34.54	304	20	A	V
	*	5176	100.46	-	-	88.1	35.06	11.63	34.33	304	20	P	V
		5176	92.78	-	-	80.42	35.06	11.63	34.33	304	20	A	V
802.11n HT20 CH 44 5220MHz		5121.28	55.59	-18.41	74	43.57	35	11.56	34.54	100	132	P	H
		5143.84	45.81	-8.19	54	33.62	35.03	11.6	34.44	100	132	A	H
	*	5218	105.75	-	-	93.22	35.09	11.67	34.23	100	132	P	H
		5218	97.8	-	-	85.27	35.09	11.67	34.23	100	132	A	H
		5369.58	55	-19	74	41.57	35.24	11.82	33.63	100	132	P	H
		5389.56	45.84	-8.16	54	32.27	35.26	11.84	33.53	100	132	A	H
		5147.84	55.43	-18.57	74	43.24	35.03	11.6	34.44	269	9	P	V
		5100.16	45.24	-8.76	54	33.36	34.98	11.54	34.64	269	9	A	V
	*	5218	99.63	-	-	87.1	35.09	11.67	34.23	269	9	P	V
		5218	91.99	-	-	79.46	35.09	11.67	34.23	269	9	A	V
		5370.3	55.25	-18.75	74	41.82	35.24	11.82	33.63	269	9	P	V
		5397.48	45.4	-8.6	54	31.8	35.27	11.86	33.53	269	9	A	V

802.11n HT20 CH 48 5240MHz		5395.68	55.43	-18.57	74	41.83	35.27	11.86	33.53	100	133	P	H
		5399.82	45.63	-8.37	54	32.03	35.27	11.86	33.53	100	133	A	H
	*	5242	104.85	-	-	92.15	35.13	11.7	34.13	100	133	P	H
		5242	96.9	-	-	84.2	35.13	11.7	34.13	100	133	A	H
		5373	55.9	-18.1	74	42.47	35.24	11.82	33.63	300	358	P	V
		5394.6	45.42	-8.58	54	31.82	35.27	11.86	33.53	300	358	A	V
	*	5242	99.79	-	-	87.09	35.13	11.7	34.13	300	358	P	V
		5242	92.58	-	-	79.88	35.13	11.7	34.13	300	358	A	V
Remark	1. No other spurious found. 2. All results are PASS against Peak and Average limit line.												

UNII-1 5150~5250MHz

WIFI 802.11n HT20 (Harmonic @ 3m)

WIFI Ant. 2	Note	Frequency (MHz)	Level (dBμV/m)	Over Limit (dB)	Limit Line (dBμV/m)	Read Level (dBμV)	Antenna Factor (dB/m)	Path Loss (dB)	Preamp Factor (dB)	Ant Pos (cm)	Table Pos (deg)	Peak Avg. (P/A)	Pol. (H/V)
802.11n HT20 CH 36 5180MHz		10358.36	44.71	-23.59	68.3	50.14	38.32	16.93	60.68	300	0	P	H
		10358.36	43.49	-24.81	68.3	48.92	38.32	16.93	60.68	300	0	P	V
802.11n HT20 CH 44 5220MHz		10438.44	43.81	-24.49	68.3	49.09	38.35	17.03	60.66	300	0	P	H
		10438.44	44.62	-23.68	68.3	49.9	38.35	17.03	60.66	300	0	P	V
802.11n HT20 CH 48 5240MHz		10478.47	45.67	-22.63	68.3	50.87	38.36	17.09	60.65	300	0	P	H
		10478.47	44.17	-24.13	68.3	49.37	38.36	17.09	60.65	300	0	P	V
Remark	1. No other spurious found. 2. All results are PASS against Peak and Average limit line.												

UNII-1 5150~5250MHz

WIFI 802.11n HT40 (Band Edge @ 3m)

WIFI Ant. 2	Note	Frequency (MHz)	Level (dBμV/m)	Over Limit (dB)	Limit Line (dBμV/m)	Read Level (dBμV)	Antenna Factor (dB/m)	Path Loss (dB)	Preamp Factor (dB)	Ant Pos (cm)	Table Pos (deg)	Peak Avg. (P/A)	Pol. (H/V)
802.11n HT40 CH 38 5190MHz		5149.6	64.18	-9.82	74	51.99	35.03	11.6	34.44	100	133	P	H
		5149.6	48.03	-5.97	54	35.84	35.03	11.6	34.44	100	133	A	H
	*	5188	101.96	-	-	89.6	35.06	11.63	34.33	100	133	P	H
		5188	94.24	-	-	81.88	35.06	11.63	34.33	100	133	A	H
		5361.66	54.89	-19.11	74	41.46	35.24	11.82	33.63	100	133	P	H
		5376.6	45.74	-8.26	54	32.21	35.24	11.82	33.53	100	133	A	H
		5141.92	58.17	-15.83	74	45.98	35.03	11.6	34.44	304	17	P	V
		5145.92	46.11	-7.89	54	33.92	35.03	11.6	34.44	304	17	A	V
	*	5188	97.05	-	-	84.69	35.06	11.63	34.33	304	17	P	V
		5188	89.2	-	-	76.84	35.06	11.63	34.33	304	17	A	V
		5362.56	55.57	-18.43	74	42.14	35.24	11.82	33.63	304	17	P	V
		5387.4	45.82	-8.18	54	32.25	35.26	11.84	33.53	304	17	A	V
802.11n HT40 CH 46 5230MHz		5138.56	55.66	-18.34	74	43.61	35.01	11.58	34.54	120	134	P	H
		5146.72	46.09	-7.91	54	33.9	35.03	11.6	34.44	120	134	A	H
	*	5230	102.48	-	-	89.82	35.11	11.68	34.13	120	134	P	H
		5230	94.75	-	-	82.09	35.11	11.68	34.13	120	134	A	H
		5385.96	55.3	-18.7	74	41.73	35.26	11.84	33.53	120	134	P	H
		5397.84	45.96	-8.04	54	32.36	35.27	11.86	33.53	120	134	A	H
		5109.92	55.11	-18.89	74	43.19	35	11.56	34.64	319	358	P	V
		5106.4	45.54	-8.46	54	33.62	35	11.56	34.64	319	358	A	V
	*	5230	97.92	-	-	85.26	35.11	11.68	34.13	319	358	P	V
		5230	90.28	-	-	77.62	35.11	11.68	34.13	319	358	A	V
		5368.86	54.59	-19.41	74	41.16	35.24	11.82	33.63	319	358	P	V
		5399.28	45.69	-8.31	54	32.09	35.27	11.86	33.53	319	358	A	V
Remark	1. No other spurious found. 2. All results are PASS against Peak and Average limit line.												

UNII-1 5150~5250MHz

WIFI 802.11n HT40 (Harmonic @ 3m)

WIFI Ant. 2	Note	Frequency (MHz)	Level (dBμV/m)	Over Limit (dB)	Limit Line (dBμV/m)	Read Level (dBμV)	Antenna Factor (dB/m)	Path Loss (dB)	Preamp Factor (dB)	Ant Pos (cm)	Table Pos (deg)	Peak Avg. (P/A)	Pol. (H/V)
802.11n HT40 CH 38 5190MHz		10378.38	45.08	-23.22	68.3	50.45	38.33	16.97	60.67	300	0	P	H
		10378.38	43.64	-24.66	68.3	49.01	38.33	16.97	60.67	300	0	P	V
802.11n HT40 CH 46 5230MHz		10458.46	44.71	-23.59	68.3	49.97	38.35	17.05	60.66	300	0	P	H
		10458.46	44.35	-23.95	68.3	49.61	38.35	17.05	60.66	300	0	P	V
Remark	1. No other spurious found. 2. All results are PASS against Peak and Average limit line.												

UNII-1 5150~5250MHz

WIFI 802.11ac VHT80 (Band Edge @ 3m)

WIFI Ant. 2	Note	Frequency (MHz)	Level (dBμV/m)	Over Limit (dB)	Limit Line (dBμV/m)	Read Level (dBμV)	Antenna Factor (dB/m)	Path Loss (dB)	Preamp Factor (dB)	Ant Pos (cm)	Table Pos (deg)	Peak Avg. (P/A)	Pol. (H/V)
802.11ac VHT80 CH 42 5210MHz		5144.32	56.89	-17.11	74	44.7	35.03	11.6	34.44	100	136	P	H
		5149.12	48.03	-5.97	54	35.84	35.03	11.6	34.44	100	136	A	H
	*	5218	97.54	-	-	85.01	35.09	11.67	34.23	100	136	P	H
		5218	90.01	-	-	77.48	35.09	11.67	34.23	100	136	A	H
		5364.18	55.24	-18.76	74	41.81	35.24	11.82	33.63	100	136	P	H
		5384.88	45.93	-8.07	54	32.36	35.26	11.84	33.53	100	136	A	H
		5137.76	55.43	-18.57	74	43.38	35.01	11.58	34.54	305	357	P	V
		5149.98	46.24	-7.76	54	35.05	35.03	10.6	34.44	305	357	A	V
	*	5218	92.56	-	-	80.03	35.09	11.67	34.23	305	357	P	V
		5218	84.71	-	-	72.18	35.09	11.67	34.23	305	357	A	V
		5399.64	54.35	-19.65	74	40.75	35.27	11.86	33.53	305	357	P	V
		5384.7	45.84	-8.16	54	32.27	35.26	11.84	33.53	305	357	A	V
Remark	1. No other spurious found. 2. All results are PASS against Peak and Average limit line.												

UNII-1 5150~5250MHz

WIFI 802.11ac VHT80 (Harmonic @ 3m)

WIFI Ant. 2	Note	Frequency (MHz)	Level (dBμV/m)	Over Limit (dB)	Limit Line (dBμV/m)	Read Level (dBμV)	Antenna Factor (dB/m)	Path Loss (dB)	Preamp Factor (dB)	Ant Pos (cm)	Table Pos (deg)	Peak Avg. (P/A)	Pol. (H/V)
802.11ac VHT80 CH 42 5210MHz		10418.42	44.46	-23.84	68.3	49.78	38.34	17.01	60.67	300	0	P	H
		10418.42	44.12	-24.18	68.3	49.44	38.34	17.01	60.67	300	0	P	V
Remark	1. No other spurious found. 2. All results are PASS against Peak and Average limit line.												

UNII-2A - 5250~5350MHz---ANT 1

WIFI 802.11a (Band Edge @ 3m)

WIFI Ant. 1	Note	Frequency (MHz)	Level (dBμV/m)	Over Limit (dB)	Limit Line (dBμV/m)	Read Level (dBμV)	Antenna Factor (dB/m)	Path Loss (dB)	Preamp Factor (dB)	Ant Pos (cm)	Table Pos (deg)	Peak Avg. (P/A)	Pol. (H/V)
802.11a CH 52 5260MHz		5116.32	55.19	-18.81	74	43.17	35	11.56	34.54	126	171	P	H
		5124.16	45.09	-8.91	54	33.04	35.01	11.58	34.54	126	171	A	H
	*	5260	104.71	-	-	91.88	35.14	11.72	34.03	126	171	P	H
		5260	97.28	-	-	84.45	35.14	11.72	34.03	126	171	A	H
		5127.84	55.26	-18.74	74	43.21	35.01	11.58	34.54	344	343	P	V
		5101.12	44.89	-9.11	54	33.01	34.98	11.54	34.64	344	343	A	V
	*	5260	102.06	-	-	89.23	35.14	11.72	34.03	344	343	P	V
		5260	95.03	-	-	82.2	35.14	11.72	34.03	344	343	A	V
802.11a CH 60 5300MHz		5123.36	54.86	-19.14	74	42.81	35.01	11.58	34.54	144	171	P	H
		5128.48	45	-9	54	32.95	35.01	11.58	34.54	144	171	A	H
	*	5296	104.43	-	-	91.43	35.18	11.75	33.93	144	171	P	H
		5296	96.88	-	-	83.88	35.18	11.75	33.93	144	171	A	H
		5380	55.41	-18.59	74	41.84	35.26	11.84	33.53	144	171	P	H
		5377.1	45.68	-8.32	54	32.15	35.24	11.82	33.53	144	171	A	H
		5102.08	54.71	-19.29	74	42.83	34.98	11.54	34.64	356	344	P	V
		5116.8	44.97	-9.03	54	32.95	35	11.56	34.54	356	344	A	V
	*	5296	102.66	-	-	89.66	35.18	11.75	33.93	356	344	P	V
		5296	95.11	-	-	82.11	35.18	11.75	33.93	356	344	A	V
		5385.1	55.18	-18.82	74	41.61	35.26	11.84	33.53	356	344	P	V
		5396.6	45.44	-8.56	54	31.84	35.27	11.86	33.53	356	344	A	V

802.11a CH 64 5320MHz		5351.1	55.47	-18.53	74	42.08	35.22	11.8	33.63	101	112	P	H
		5354.8	46.51	-7.49	54	33.12	35.22	11.8	33.63	101	112	A	H
	*	5320	105.37	-	-	92.24	35.19	11.77	33.83	101	112	P	H
		5320	97.31	-	-	84.18	35.19	11.77	33.83	101	112	A	H
		5378.7	55.41	-18.59	74	41.84	35.26	11.84	33.53	353	344	P	V
		5351.5	45.44	-8.56	54	32.05	35.22	11.8	33.63	353	344	A	V
	*	5320	103.27	-	-	90.14	35.19	11.77	33.83	353	344	P	V
		5320	95.49	-	-	82.36	35.19	11.77	33.83	353	344	A	V
Remark	1. No other spurious found. 2. All results are PASS against Peak and Average limit line.												

UNII-2A 5250~5350MHz

WIFI 802.11a (Harmonic @ 3m)

WIFI Ant. 1	Note	Frequency (MHz)	Level (dBμV/m)	Over Limit (dB)	Limit Line (dBμV/m)	Read Level (dBμV)	Antenna Factor (dB/m)	Path Loss (dB)	Preamp Factor (dB)	Ant Pos (cm)	Table Pos (deg)	Peak Avg. (P/A)	Pol. (H/V)
802.11a CH 52 5260MHz		10518.52	44.82	-23.48	68.3	49.98	38.37	17.12	60.65	300	360	P	H
		10518.52	45.76	-22.54	68.3	50.92	38.37	17.12	60.65	100	0	P	V
802.11a CH 60 5300MHz		10600	44.82	-29.18	74	49.88	38.4	17.17	60.63	300	0	P	H
		10600	45.38	-28.62	74	50.44	38.4	17.17	60.63	300	0	P	V
802.11a CH 64 5320MHz		10638.63	44.89	-29.11	74	49.9	38.41	17.2	60.62	300	0	P	H
		10638.63	45.37	-28.63	74	50.38	38.41	17.2	60.62	100	360	P	V
Remark	1. No other spurious found. 2. All results are PASS against Peak and Average limit line.												

UNII-2A 5250~5350MHz

WIFI 802.11n HT20 (Band Edge @ 3m)

WIFI Ant. 1	Note	Frequency (MHz)	Level (dBμV/m)	Over Limit (dB)	Limit Line (dBμV/m)	Read Level (dBμV)	Antenna Factor (dB/m)	Path Loss (dB)	Preamp Factor (dB)	Ant Pos (cm)	Table Pos (deg)	Peak Avg. (P/A)	Pol. (H/V)
802.11n HT20 CH 52 5260MHz		5131.04	55.53	-18.47	74	43.48	35.01	11.58	34.54	100	106	P	H
		5100.64	45.42	-8.58	54	33.54	34.98	11.54	34.64	100	106	A	H
	*	5260	105.33	-	-	92.5	35.14	11.72	34.03	100	106	P	H
		5260	97.74	-	-	84.91	35.14	11.72	34.03	100	106	A	H
		5127.68	54.93	-19.07	74	42.88	35.01	11.58	34.54	342	347	P	V
		5113.12	45.13	-8.87	54	33.21	35	11.56	34.64	342	347	A	V
	*	5260	102.99	-	-	90.16	35.14	11.72	34.03	342	347	P	V
		5260	95.22	-	-	82.39	35.14	11.72	34.03	342	347	A	V
802.11n HT20 CH 60 5300MHz		5142.72	55.5	-18.5	74	43.31	35.03	11.6	34.44	105	109	P	H
		5110.72	45.2	-8.8	54	33.28	35	11.56	34.64	105	109	A	H
	*	5302	105.24	-	-	92.14	35.18	11.75	33.83	105	109	P	H
		5302	97.79	-	-	84.69	35.18	11.75	33.83	105	109	A	H
		5394.3	56.54	-17.46	74	42.97	35.26	11.84	33.53	105	109	P	H
		5354.5	46.08	-7.92	54	32.69	35.22	11.8	33.63	105	109	A	H
		5126.72	55.29	-18.71	74	43.24	35.01	11.58	34.54	356	347	P	V
		5121.6	45.06	-8.94	54	33.04	35	11.56	34.54	356	347	A	V
	*	5296	102.8	-	-	89.8	35.18	11.75	33.93	356	347	P	V
		5296	94.87	-	-	81.87	35.18	11.75	33.93	356	347	A	V
		5363.5	55.56	-18.44	74	42.13	35.24	11.82	33.63	356	347	P	V
		5375.4	45.62	-8.38	54	32.09	35.24	11.82	33.53	356	347	A	V

802.11n HT20 CH 64 5320MHz		5351.1	62.78	-11.22	74	49.39	35.22	11.8	33.63	100	110	P	H
		5350.6	46.85	-7.15	54	33.46	35.22	11.8	33.63	100	110	A	H
	*	5320	104.89	-	-	91.76	35.19	11.77	33.83	100	110	P	H
		5320	97.43	-	-	84.3	35.19	11.77	33.83	100	110	A	H
		5373.6	55.89	-18.11	74	42.46	35.24	11.82	33.63	374	343	P	V
		5395.2	45.78	-8.22	54	32.18	35.27	11.86	33.53	374	343	A	V
	*	5320	103.33	-	-	90.2	35.19	11.77	33.83	374	343	P	V
		5320	94.87	-	-	81.74	35.19	11.77	33.83	374	343	A	V
Remark	1. No other spurious found. 2. All results are PASS against Peak and Average limit line.												

UNII-2A 5250~5350MHz

WIFI 802.11n HT20 (Harmonic @ 3m)

WIFI Ant. 1	Note	Frequency (MHz)	Level (dBμV/m)	Over Limit (dB)	Limit Line (dBμV/m)	Read Level (dBμV)	Antenna Factor (dB/m)	Path Loss (dB)	Preamp Factor (dB)	Ant Pos (cm)	Table Pos (deg)	Peak Avg. (P/A)	Pol. (H/V)
802.11n HT20 CH 52 5260MHz		10518.52	45.37	-22.93	68.3	50.53	38.37	17.12	60.65	300	360	P	H
		10518.52	44.12	-24.18	68.3	49.28	38.37	17.12	60.65	300	0	P	V
802.11n HT20 CH 60 5300MHz		10600	45.4	-28.6	74	50.46	38.4	17.17	60.63	300	360	P	H
		10600	46.06	-27.94	74	51.12	38.4	17.17	60.63	100	0	P	V
802.11n HT20 CH 64 5320MHz		10638.63	45	-29	74	50.01	38.41	17.2	60.62	300	360	P	H
		10640	44.6	-29.4	74	49.61	38.41	17.2	60.62	100	360	P	V
Remark	1. No other spurious found. 2. All results are PASS against Peak and Average limit line.												

UNII-2A 5250~5350MHz

WIFI 802.11n HT40 (Band Edge @ 3m)

WIFI Ant. 1	Note	Frequency (MHz)	Level (dBμV/m)	Over Limit (dB)	Limit Line (dBμV/m)	Read Level (dBμV)	Antenna Factor (dB/m)	Path Loss (dB)	Preamp Factor (dB)	Ant Pos (cm)	Table Pos (deg)	Peak Avg. (P/A)	Pol. (H/V)
802.11n HT40 CH 54 5270MHz		5129.44	54.55	-19.45	74	42.5	35.01	11.58	34.54	100	110	P	H
		5130.56	45.58	-8.42	54	33.53	35.01	11.58	34.54	100	110	A	H
	*	5272	103.38	-	-	90.45	35.14	11.72	33.93	100	110	P	H
		5272	96.05	-	-	83.12	35.14	11.72	33.93	100	110	A	H
		5365.98	55.37	-18.63	74	41.94	35.24	11.82	33.63	100	110	P	H
		5355.72	46.24	-7.76	54	32.85	35.22	11.8	33.63	100	110	A	H
		5140.32	54.74	-19.26	74	42.65	35.03	11.6	34.54	301	98	P	V
		5103.2	45.38	-8.62	54	33.5	34.98	11.54	34.64	301	98	A	V
	*	5272	99.22	-	-	86.29	35.14	11.72	33.93	301	98	P	V
		5272	91.42	-	-	78.49	35.14	11.72	33.93	301	98	A	V
		5371.4	54.95	-19.05	74	41.52	35.24	11.82	33.63	301	98	P	V
		5391.8	45.79	-8.21	54	32.22	35.26	11.84	33.53	301	98	A	V
802.11n HT40 CH 62 5310MHz		5148	54.95	-19.05	74	42.76	35.03	11.6	34.44	100	115	P	H
		5106.4	45.4	-8.6	54	33.48	35	11.56	34.64	100	115	A	H
	*	5308	102.54	-	-	89.44	35.18	11.75	33.83	100	115	P	H
		5308	94.05	-	-	80.95	35.18	11.75	33.83	100	115	A	H
		5351.8	64.77	-9.23	74	51.38	35.22	11.8	33.63	100	115	P	H
		5350.5	49.06	-4.94	54	35.67	35.22	11.8	33.63	100	115	A	H
		5111.2	55.64	-18.36	74	43.72	35	11.56	34.64	356	345	P	V
		5102.24	45.24	-8.76	54	33.36	34.98	11.54	34.64	356	345	A	V
	*	5308	99.12	-	-	86.02	35.18	11.75	33.83	356	345	P	V
		5308	91.34	-	-	78.24	35.18	11.75	33.83	356	345	A	V
		5353.6	60.57	-13.43	74	47.18	35.22	11.8	33.63	356	345	P	V
		5350.5	46.48	-7.52	54	33.09	35.22	11.8	33.63	356	345	A	V
Remark	1. No other spurious found. 2. All results are PASS against Peak and Average limit line.												

UNII-2A 5250~5350MHz

WIFI 802.11n HT40 (Harmonic @ 3m)

WIFI Ant. 1	Note	Frequency (MHz)	Level (dBμV/m)	Over Limit (dB)	Limit Line (dBμV/m)	Read Level (dBμV)	Antenna Factor (dB/m)	Path Loss (dB)	Preamp Factor (dB)	Ant Pos (cm)	Table Pos (deg)	Peak Avg. (P/A)	Pol. (H/V)
802.11n HT40 CH 54 5270MHz		10538.54	44.62	-23.68	68.3	49.75	38.38	17.13	60.64	300	0	P	H
		10538.54	44.14	-24.16	68.3	49.27	38.38	17.13	60.64	300	0	P	V
802.11n HT40 CH 62 5310MHz		10618.62	45.16	-28.84	74	50.19	38.41	17.18	60.62	300	0	P	H
		10618.62	44.97	-29.03	74	50	38.41	17.18	60.62	300	0	P	V
Remark	1. No other spurious found. 2. All results are PASS against Peak and Average limit line.												

UNII-2A 5250~5350MHz

WIFI 802.11ac VHT80 (Band Edge @ 3m)

WIFI Ant. 1	Note	Frequency (MHz)	Level (dBμV/m)	Over Limit (dB)	Limit Line (dBμV/m)	Read Level (dBμV)	Antenna Factor (dB/m)	Path Loss (dB)	Preamp Factor (dB)	Ant Pos (cm)	Table Pos (deg)	Peak Avg. (P/A)	Pol. (H/V)
802.11ac VHT80 CH 58 5290MHz		5142.56	55.12	-18.88	74	42.93	35.03	11.6	34.44	107	111	P	H
		5110.08	45.91	-8.09	54	33.99	35	11.56	34.64	107	111	A	H
	*	5290	97.01	-	-	84.05	35.16	11.73	33.93	107	111	P	H
		5290	89.38	-	-	76.42	35.16	11.73	33.93	107	111	A	H
		5351.6	56.85	-17.15	74	43.46	35.22	11.8	33.63	107	111	P	H
		5350.4	48.38	-5.62	54	34.99	35.22	11.8	33.63	107	111	A	H
		5119.52	54.9	-19.1	74	42.88	35	11.56	34.54	360	347	P	V
		5118.56	46	-8	54	33.98	35	11.56	34.54	360	347	A	V
	*	5284	94.46	-	-	81.5	35.16	11.73	33.93	360	347	P	V
		5284	86.12	-	-	73.16	35.16	11.73	33.93	360	347	A	V
		5386.4	55.46	-18.54	74	41.89	35.26	11.84	33.53	360	347	P	V
		5392.3	46.24	-7.76	54	32.67	35.26	11.84	33.53	360	347	A	V
Remark	1. No other spurious found. 2. All results are PASS against Peak and Average limit line.												

UNII-2A 5250~5350MHz

WIFI 802.11ac VHT80 (Harmonic @ 3m)

WIFI Ant. 1	Note	Frequency (MHz)	Level (dBμV/m)	Over Limit (dB)	Limit Line (dBμV/m)	Read Level (dBμV)	Antenna Factor (dB/m)	Path Loss (dB)	Preamp Factor (dB)	Ant Pos (cm)	Table Pos (deg)	Peak Avg. (P/A)	Pol. (H/V)
802.11ac VHT80 CH 58 5290MHz		10578.58	45.06	-23.24	68.3	50.15	38.39	17.15	60.63	300	0	P	H
		10578.58	46.74	-21.56	68.3	51.83	38.39	17.15	60.63	300	0	P	V
Remark	1. No other spurious found. 2. All results are PASS against Peak and Average limit line.												

UNII-2A - 5250~5350MHz---ANT 2

WIFI 802.11a (Band Edge @ 3m)

WIFI Ant. 2	Note	Frequency (MHz)	Level (dBμV/m)	Over Limit (dB)	Limit Line (dBμV/m)	Read Level (dBμV)	Antenna Factor (dB/m)	Path Loss (dB)	Preamp Factor (dB)	Ant Pos (cm)	Table Pos (deg)	Peak Avg. (P/A)	Pol. (H/V)
802.11a CH 52 5260MHz		5144.96	54.81	-19.19	74	42.62	35.03	11.6	34.44	109	136	P	H
		5121.6	44.95	-9.05	54	32.93	35	11.56	34.54	109	136	A	H
	*	5260	104.76	-	-	91.93	35.14	11.72	34.03	109	136	P	H
		5260	96.87	-	-	84.04	35.14	11.72	34.03	109	136	A	H
		5147.36	55.85	-18.15	74	43.66	35.03	11.6	34.44	354	349	P	V
		5127.52	45.15	-8.85	54	33.1	35.01	11.58	34.54	354	349	A	V
		5260	102.37	-	-	89.54	35.14	11.72	34.03	354	349	P	V
		5260	95.3	-	-	82.47	35.14	11.72	34.03	354	349	A	V
802.11a CH 60 5300MHz		5132.16	54.72	-19.28	74	42.67	35.01	11.58	34.54	109	138	P	H
		5120.64	44.9	-9.1	54	32.88	35	11.56	34.54	109	138	A	H
	*	5296	104.17	-	-	91.17	35.18	11.75	33.93	109	138	P	H
		5296	96.34	-	-	83.34	35.18	11.75	33.93	109	138	A	H
		5358.9	55.68	-18.32	74	42.29	35.22	11.8	33.63	109	138	P	H
		5381	45.74	-8.26	54	32.17	35.26	11.84	33.53	109	138	A	H
		5120.96	55.29	-18.71	74	43.27	35	11.56	34.54	334	325	P	V
		5117.28	44.9	-9.1	54	32.88	35	11.56	34.54	334	325	A	V
	*	5296	101.77	-	-	88.77	35.18	11.75	33.93	334	325	P	V
		5296	94.11	-	-	81.11	35.18	11.75	33.93	334	325	A	V
		5391.7	55.68	-18.32	74	42.11	35.26	11.84	33.53	334	325	P	V
		5396.9	45.29	-8.71	54	31.69	35.27	11.86	33.53	334	325	A	V

802.11a CH 64 5320MHz		5386.9	55.68	-18.32	74	42.11	35.26	11.84	33.53	119	134	P	H
		5353.9	46.15	-7.85	54	32.76	35.22	11.8	33.63	119	134	A	H
	*	5320	104.34	-	-	91.21	35.19	11.77	33.83	119	134	P	H
		5320	96.71	-	-	83.58	35.19	11.77	33.83	119	134	A	H
		5389.4	56.16	-17.84	74	42.59	35.26	11.84	33.53	370	324	P	V
		5397.3	45.31	-8.69	54	31.71	35.27	11.86	33.53	370	324	A	V
	*	5320	100.96	-	-	87.83	35.19	11.77	33.83	370	324	P	V
		5320	93.51	-	-	80.38	35.19	11.77	33.83	370	324	A	V
Remark	1. No other spurious found. 2. All results are PASS against Peak and Average limit line.												

UNII-2A 5250~5350MHz

WIFI 802.11a (Harmonic @ 3m)

WIFI Ant. 2	Note	Frequency (MHz)	Level (dBμV/m)	Over Limit (dB)	Limit Line (dBμV/m)	Read Level (dBμV)	Antenna Factor (dB/m)	Path Loss (dB)	Preamp Factor (dB)	Ant Pos (cm)	Table Pos (deg)	Peak Avg. (P/A)	Pol. (H/V)
802.11a CH 52 5260MHz		10518.52	44.74	-23.56	68.3	49.9	38.37	17.12	60.65	100	360	P	H
		10518.52	43.97	-24.33	68.3	49.13	38.37	17.12	60.65	100	360	P	V
802.11a CH 60 5300MHz		10600.01	44.84	-29.16	74	49.9	38.4	17.17	60.63	100	360	P	H
		10600.01	43.78	-30.22	74	48.84	38.4	17.17	60.63	100	360	P	V
802.11a CH 64 5320MHz		10638.63	43.91	-30.09	74	48.92	38.41	17.2	60.62	100	360	P	H
		10638.63	45.17	-28.83	74	50.18	38.41	17.2	60.62	100	360	P	V
Remark	1. No other spurious found. 2. All results are PASS against Peak and Average limit line.												

UNII-2A 5250~5350MHz

WIFI 802.11n HT20 (Band Edge @ 3m)

WIFI Ant. 2	Note	Frequency (MHz)	Level (dBμV/m)	Over Limit (dB)	Limit Line (dBμV/m)	Read Level (dBμV)	Antenna Factor (dB/m)	Path Loss (dB)	Preamp Factor (dB)	Ant Pos (cm)	Table Pos (deg)	Peak Avg. (P/A)	Pol. (H/V)
802.11n HT20 CH 52 5260MHz		5112.8	55.11	-18.89	74	43.19	35	11.56	34.64	112	137	P	H
		5103.68	45.35	-8.65	54	33.47	34.98	11.54	34.64	112	137	A	H
	*	5260	104.48	-	-	91.65	35.14	11.72	34.03	112	137	P	H
		5260	96.08	-	-	83.25	35.14	11.72	34.03	112	137	A	H
		5124.96	55.41	-18.59	74	43.36	35.01	11.58	34.54	317	356	P	V
		5115.84	45.21	-8.79	54	33.19	35	11.56	34.54	317	356	A	V
	*	5260	98.37	-	-	85.54	35.14	11.72	34.03	317	356	P	V
		5260	91.51	-	-	78.68	35.14	11.72	34.03	317	356	A	V
802.11n HT20 CH 60 5300MHz		5134.72	55.08	-18.92	74	43.03	35.01	11.58	34.54	100	133	P	H
		5107.04	45.3	-8.7	54	33.38	35	11.56	34.64	100	133	A	H
	*	5296	105.18	-	-	92.18	35.18	11.75	33.93	100	133	P	H
		5296	97.88	-	-	84.88	35.18	11.75	33.93	100	133	A	H
		5367.4	55.92	-18.08	74	42.49	35.24	11.82	33.63	100	133	P	H
		5359.6	46.48	-7.52	54	33.09	35.22	11.8	33.63	100	133	A	H
		5104.64	55.29	-18.71	74	43.41	34.98	11.54	34.64	297	331	P	V
		5109.92	45.18	-8.82	54	33.26	35	11.56	34.64	297	331	A	V
	*	5302	98.9	-	-	85.8	35.18	11.75	33.83	297	331	P	V
		5302	91.76	-	-	78.66	35.18	11.75	33.83	297	331	A	V
		5367.7	55.43	-18.57	74	42	35.24	11.82	33.63	297	331	P	V
		5394.3	45.46	-8.54	54	31.89	35.26	11.84	33.53	297	331	A	V

802.11n HT20 CH 64 5320MHz		5355.5	59.61	-14.39	74	46.22	35.22	11.8	33.63	121	133	P	H
		5350.3	47.07	-6.93	54	33.68	35.22	11.8	33.63	121	133	A	H
	*	5320	104.12	-	-	90.99	35.19	11.77	33.83	121	133	P	H
		5320	97.19	-	-	84.06	35.19	11.77	33.83	121	133	A	H
		5370.1	54.71	-19.29	74	41.28	35.24	11.82	33.63	387	336	P	V
		5390.4	45.43	-8.57	54	31.86	35.26	11.84	33.53	387	336	A	V
	*	5320	98.45	-	-	85.32	35.19	11.77	33.83	387	336	P	V
		5320	90.72	-	-	77.59	35.19	11.77	33.83	387	336	A	V
Remark	1. No other spurious found. 2. All results are PASS against Peak and Average limit line.												

UNII-2A 5250~5350MHz

WIFI 802.11n HT20 (Harmonic @ 3m)

WIFI Ant. 2	Note	Frequency (MHz)	Level (dBμV/m)	Over Limit (dB)	Limit Line (dBμV/m)	Read Level (dBμV)	Antenna Factor (dB/m)	Path Loss (dB)	Preamp Factor (dB)	Ant Pos (cm)	Table Pos (deg)	Peak Avg. (P/A)	Pol. (H/V)
802.11n HT20 CH 52 5260MHz		10518.52	44.25	-24.05	68.3	49.41	38.37	17.12	60.65	300	0	P	H
		10518.52	44.74	-23.56	68.3	49.9	38.37	17.12	60.65	300	0	P	V
802.11n HT20 CH 60 5300MHz		10600.01	45.19	-28.81	74	50.25	38.4	17.17	60.63	300	0	P	H
		10600.01	44.94	-29.06	74	50	38.4	17.17	60.63	300	0	P	V
802.11n HT20 CH 64 5320MHz		10638.63	45.74	-28.26	74	50.75	38.41	17.2	60.62	300	0	P	H
		10638.63	44.98	-29.02	74	49.99	38.41	17.2	60.62	300	0	P	V
Remark	1. No other spurious found. 2. All results are PASS against Peak and Average limit line.												

UNII-2A 5250~5350MHz

WIFI 802.11n HT40 (Band Edge @ 3m)

WIFI Ant. 2	Note	Frequency (MHz)	Level (dBμV/m)	Over Limit (dB)	Limit Line (dBμV/m)	Read Level (dBμV)	Antenna Factor (dB/m)	Path Loss (dB)	Preamp Factor (dB)	Ant Pos (cm)	Table Pos (deg)	Peak Avg. (P/A)	Pol. (H/V)
802.11n HT40 CH 54 5270MHz		5133.28	54.63	-19.37	74	42.58	35.01	11.58	34.54	100	128	P	H
		5110.56	45.36	-8.64	54	33.44	35	11.56	34.64	100	128	A	H
	*	5266	101.67	-	-	88.84	35.14	11.72	34.03	100	128	P	H
		5266	94.21	-	-	81.38	35.14	11.72	34.03	100	128	A	H
		5398.6	55.23	-18.77	74	41.63	35.27	11.86	33.53	100	128	P	H
		5392.3	45.75	-8.25	54	32.18	35.26	11.84	33.53	100	128	A	H
		5140.8	54.45	-19.55	74	42.36	35.03	11.6	34.54	329	14	P	V
		5101.76	45.15	-8.85	54	33.27	34.98	11.54	34.64	329	14	A	V
	*	5266	98.56	-	-	85.73	35.14	11.72	34.03	329	14	P	V
		5266	90.73	-	-	77.9	35.14	11.72	34.03	329	14	A	V
		5371.6	55.28	-18.72	74	41.85	35.24	11.82	33.63	329	14	P	V
		5399.3	45.57	-8.43	54	31.97	35.27	11.86	33.53	329	14	A	V
802.11n HT40 CH 62 5310MHz		5113.12	54.69	-19.31	74	42.77	35	11.56	34.64	121	134	P	H
		5105.92	45.18	-8.82	54	33.26	35	11.56	34.64	121	134	A	H
	*	5314	101.79	-	-	88.66	35.19	11.77	33.83	121	134	P	H
		5314	94.56	-	-	81.43	35.19	11.77	33.83	121	134	A	H
		5354.5	65.3	-8.7	74	51.91	35.22	11.8	33.63	121	134	P	H
		5351.2	49.03	-4.97	54	35.64	35.22	11.8	33.63	121	134	A	H
		5111.68	54.77	-19.23	74	42.85	35	11.56	34.64	279	6	P	V
		5110.24	45.19	-8.81	54	33.27	35	11.56	34.64	279	6	A	V
	*	5314	97.93	-	-	84.8	35.19	11.77	33.83	279	6	P	V
		5314	90.33	-	-	77.2	35.19	11.77	33.83	279	6	A	V
		5350.3	60.68	-13.32	74	47.29	35.22	11.8	33.63	279	6	P	V
		5351.4	45.72	-8.28	54	32.33	35.22	11.8	33.63	279	6	A	V
Remark	1. No other spurious found. 2. All results are PASS against Peak and Average limit line.												

UNII-2A 5250~5350MHz

WIFI 802.11n HT40 (Harmonic @ 3m)

WIFI Ant. 2	Note	Frequency (MHz)	Level (dBμV/m)	Over Limit (dB)	Limit Line (dBμV/m)	Read Level (dBμV)	Antenna Factor (dB/m)	Path Loss (dB)	Preamp Factor (dB)	Ant Pos (cm)	Table Pos (deg)	Peak Avg. (P/A)	Pol. (H/V)
802.11n HT40 CH 54 5270MHz		10538.54	45.62	-22.68	68.3	50.75	38.38	17.13	60.64	300	0	P	H
		10538.54	45.06	-23.24	68.3	50.19	38.38	17.13	60.64	300	0	P	V
802.11n HT40 CH 62 5310MHz		10618.62	44.62	-29.38	74	49.65	38.41	17.18	60.62	300	0	P	H
		10618.62	46.1	-27.9	74	51.13	38.41	17.18	60.62	300	0	P	V
Remark	1. No other spurious found. 2. All results are PASS against Peak and Average limit line.												

UNII-2A 5250~5350MHz

WIFI 802.11ac VHT80 (Band Edge @ 3m)

WIFI Ant. 2	Note	Frequency (MHz)	Level (dBμV/m)	Over Limit (dB)	Limit Line (dBμV/m)	Read Level (dBμV)	Antenna Factor (dB/m)	Path Loss (dB)	Preamp Factor (dB)	Ant Pos (cm)	Table Pos (deg)	Peak Avg. (P/A)	Pol. (H/V)
802.11ac VHT80 CH 58 5290MHz		5135.2	55.54	-18.46	74	43.49	35.01	11.58	34.54	109	139	P	H
		5122.24	45.9	-8.1	54	33.88	35	11.56	34.54	109	139	A	H
	*	5296	97.36	-	-	84.36	35.18	11.75	33.93	109	139	P	H
		5296	89.23	-	-	76.23	35.18	11.75	33.93	109	139	A	H
		5378.8	58.02	-15.98	74	44.45	35.26	11.84	33.53	109	139	P	H
		5350	48.3	-5.7	54	34.91	35.22	11.8	33.63	109	139	A	H
		5127.84	54.61	-19.39	74	42.56	35.01	11.58	34.54	371	350	P	V
		5113.76	45.86	-8.14	54	33.94	35	11.56	34.64	371	350	A	V
	*	5278	92.47	-	-	79.51	35.16	11.73	33.93	371	350	P	V
		5278	84.87	-	-	71.91	35.16	11.73	33.93	371	350	A	V
		5382.5	55.28	-18.72	74	41.71	35.26	11.84	33.53	371	350	P	V
		5383.8	46.29	-7.71	54	32.72	35.26	11.84	33.53	371	350	A	V
Remark	1. No other spurious found. 2. All results are PASS against Peak and Average limit line.												

UNII-2A 5250~5350MHz

WIFI 802.11ac VHT80 (Harmonic @ 3m)

WIFI Ant. 2	Note	Frequency (MHz)	Level (dBμV/m)	Over Limit (dB)	Limit Line (dBμV/m)	Read Level (dBμV)	Antenna Factor (dB/m)	Path Loss (dB)	Preamp Factor (dB)	Ant Pos (cm)	Table Pos (deg)	Peak Avg. (P/A)	Pol. (H/V)
802.11ac VHT80 CH 58 5290MHz		10578.58	44.21	-24.09	68.3	49.3	38.39	17.15	60.63	300	0	P	H
		10578.58	44.94	-23.36	68.3	50.03	38.39	17.15	60.63	300	0	P	V
Remark	1. No other spurious found. 2. All results are PASS against Peak and Average limit line.												

UNII-2C - 5470~5725MHz---ANT 1

WIFI 802.11a (Band Edge @ 3m)

WIFI Ant. 1	Note	Frequency (MHz)	Level (dBμV/m)	Over Limit (dB)	Limit Line (dBμV/m)	Read Level (dBμV)	Antenna Factor (dB/m)	Path Loss (dB)	Preamp Factor (dB)	Ant Pos (cm)	Table Pos (deg)	Peak Avg. (P/A)	Pol. (H/V)
802.11a CH 100 5500MHz		5392.24	56.61	-17.39	74	43.04	35.26	11.84	33.53	100	114	P	H
		5465.2	56.64	-11.66	68.3	42.6	35.34	11.93	33.23	100	114	P	H
		5459.44	47.34	-6.66	54	33.34	35.32	11.91	33.23	100	114	A	H
	*	5500	106.03	-	-	91.82	35.37	11.96	33.12	100	114	P	H
		5500	97.52	-	-	83.31	35.37	11.96	33.12	100	114	A	H
		5459.98	55.44	-18.56	74	41.44	35.32	11.91	33.23	387	334	P	V
		5465.84	56.18	-12.12	68.3	42.14	35.34	11.93	33.23	387	334	P	V
		5459.92	46.66	-7.34	54	32.66	35.32	11.91	33.23	387	334	A	V
	*	5500	103.49	-	-	89.28	35.37	11.96	33.12	387	334	P	V
		5500	95.65	-	-	81.44	35.37	11.96	33.12	387	334	A	V
802.11a CH 116 5580MHz		5450.8	56.06	-17.94	74	42.16	35.32	11.91	33.33	100	118	P	H
		5468.56	56.38	-11.92	68.3	42.34	35.34	11.93	33.23	100	118	P	H
		5458.64	46.34	-7.66	54	32.34	35.32	11.91	33.23	100	118	A	H
	*	5578	105.45	-	-	90.81	35.44	12.02	32.82	100	118	P	H
		5578	98.04	-	-	83.4	35.44	12.02	32.82	100	118	A	H
		5750.76	56.79	-11.51	68.3	41.92	35.68	12.16	32.97	100	118	P	H
		5410.16	55.88	-18.12	74	42.18	35.27	11.86	33.43	394	329	P	V
		5463.12	55.2	-13.1	68.3	41.16	35.34	11.93	33.23	394	329	P	V
		5458.64	46.27	-7.73	54	32.27	35.32	11.91	33.23	394	329	A	V
	*	5578	102.89	-	-	88.25	35.44	12.02	32.82	394	329	P	V
		5578	95.15	-	-	80.51	35.44	12.02	32.82	394	329	A	V
		5748.36	56.18	-12.12	68.3	41.31	35.68	12.16	32.97	394	329	P	V

802.11a CH 140 5700MHz		5726.04	59.06	-9.24	68.3	44.12	35.65	12.15	32.86	100	124	P	H
	*	5698	105.82	-	-	90.86	35.59	12.12	32.75	100	124	P	H
		5698	98.46	-	-	83.5	35.59	12.12	32.75	100	124	A	H
		5731.72	56.34	-11.96	68.3	41.4	35.65	12.15	32.86	329	340	P	V
	*	5704	100.15	-	-	85.15	35.62	12.13	32.75	329	340	P	V
		5704	92.81	-	-	77.81	35.62	12.13	32.75	329	340	A	V
Remark	1. No other spurious found. 2. All results are PASS against Peak and Average limit line.												

UNII-2C - 5470~5725MHz

WIFI 802.11a (Harmonic @ 3m)

WIFI Ant. 1	Note	Frequency (MHz)	Level (dBμV/m)	Over Limit (dB)	Limit Line (dBμV/m)	Read Level (dBμV)	Antenna Factor (dB/m)	Path Loss (dB)	Preamp Factor (dB)	Ant Pos (cm)	Table Pos (deg)	Peak Avg. (P/A)	Pol. (H/V)
802.11a CH 100 5500MHz		10999	44.74	-29.26	74	49.33	38.53	17.42	60.54	300	0	P	H
		10999	46.06	-27.94	74	50.65	38.53	17.42	60.54	100	360	P	V
802.11a CH 116 5580MHz		11159.16	45.15	-28.85	74	49.57	38.59	17.49	60.5	300	0	P	H
		11159.16	44.99	-29.01	74	49.41	38.59	17.49	60.5	100	0	P	V
802.11a CH 140 5700MHz		11399.39	45.1	-28.9	74	49.29	38.67	17.59	60.45	300	360	P	H
		11399.39	45.4	-28.6	74	49.59	38.67	17.59	60.45	100	0	P	V
Remark	1. No other spurious found. 2. All results are PASS against Peak and Average limit line.												

UNII-2C - 5470~5725MHz

WIFI 802.11n HT20 (Band Edge @ 3m)

WIFI Ant. 1	Note	Frequency (MHz)	Level (dBμV/m)	Over Limit (dB)	Limit Line (dBμV/m)	Read Level (dBμV)	Antenna Factor (dB/m)	Path Loss (dB)	Preamp Factor (dB)	Ant Pos (cm)	Table Pos (deg)	Peak Avg. (P/A)	Pol. (H/V)
802.11n HT20 CH 100 5500MHz		5458.64	59.23	-14.77	74	45.23	35.32	11.91	33.23	100	115	P	H
		5460.72	59.56	-8.74	68.3	45.56	35.32	11.91	33.23	100	115	P	H
		5456.72	47.14	-6.86	54	33.14	35.32	11.91	33.23	100	115	A	H
	*	5500	104.23	-	-	90.02	35.37	11.96	33.12	100	115	P	H
		5500	96.31	-	-	82.1	35.37	11.96	33.12	100	115	A	H
		5459.92	58.04	-15.96	74	44.04	35.32	11.91	33.23	366	338	P	V
		5466.8	57.23	-11.07	68.3	43.19	35.34	11.93	33.23	366	338	P	V
		5454	46.58	-7.42	54	32.58	35.32	11.91	33.23	366	338	A	V
	*	5500	103.46	-	-	89.25	35.37	11.96	33.12	366	338	P	V
		5500	95.44	-	-	81.23	35.37	11.96	33.12	366	338	A	V
802.11n HT20 CH 116 5580MHz		5457.68	56.24	-17.76	74	42.24	35.32	11.91	33.23	100	116	P	H
		5462.16	57.47	-10.83	68.3	43.47	35.32	11.91	33.23	100	116	P	H
		5456.72	46.49	-7.51	54	32.49	35.32	11.91	33.23	100	116	A	H
		5738.6	57.35	-10.95	68.3	42.37	35.68	12.16	32.86	100	116	P	H
	*	5584	105.63	-	-	90.87	35.45	12.03	32.72	100	116	P	H
		5584	97.21	-	-	82.45	35.45	12.03	32.72	100	116	A	H
		5366.96	55.58	-18.42	74	42.15	35.24	11.82	33.63	340	336	P	V
		5465.36	55.13	-13.17	68.3	41.09	35.34	11.93	33.23	340	336	P	V
		5454.48	46.26	-7.74	54	32.26	35.32	11.91	33.23	340	336	A	V
		5732.6	56.48	-11.82	68.3	41.54	35.65	12.15	32.86	340	336	P	V
	*	5578	102.48	-	-	87.84	35.44	12.02	32.82	340	336	P	V
		5578	95.01	-	-	80.37	35.44	12.02	32.82	340	336	A	V

802.11n HT20 CH 140 5700MHz		5725.56	63.26	-5.04	68.3	48.32	35.65	12.15	32.86	105	117	P	H
	*	5698	107.14	-	-	92.18	35.59	12.12	32.75	105	117	P	H
		5698	99.42	-	-	84.46	35.59	12.12	32.75	105	117	A	H
		5727.24	57.94	-10.36	68.3	43	35.65	12.15	32.86	398	325	P	V
	*	5704	101.4	-	-	86.4	35.62	12.13	32.75	398	325	P	V
		5704	93.56	-	-	78.56	35.62	12.13	32.75	398	325	A	V
Remark	1. No other spurious found. 2. All results are PASS against Peak and Average limit line.												

UNII-2C - 5470~5725MHz

WIFI 802.11n HT20 (Harmonic @ 3m)

WIFI Ant. 1	Note	Frequency (MHz)	Level (dBμV/m)	Over Limit (dB)	Limit Line (dBμV/m)	Read Level (dBμV)	Antenna Factor (dB/m)	Path Loss (dB)	Preamp Factor (dB)	Ant Pos (cm)	Table Pos (deg)	Peak Avg. (P/A)	Pol. (H/V)
802.11n HT20 CH 100 5500MHz		10999	45.82	-28.18	74	50.41	38.53	17.42	60.54	300	0	P	H
		10999	44.5	-29.5	74	49.09	38.53	17.42	60.54	100	360	P	V
802.11n HT20 CH 116 5580MHz		11159.16	44.55	-29.45	74	48.97	38.59	17.49	60.5	300	360	P	H
		11159.16	45.15	-28.85	74	49.57	38.59	17.49	60.5	300	360	P	V
802.11n HT20 CH 140 5700MHz		11399.39	44.23	-29.77	74	48.42	38.67	17.59	60.45	300	0	P	H
		11399.39	45.44	-28.56	74	49.63	38.67	17.59	60.45	300	0	P	V
Remark	1. No other spurious found. 2. All results are PASS against Peak and Average limit line.												

UNII-2C - 5470~5725MHz

WIFI 802.11n HT40 (Band Edge @ 3m)

WIFI Ant. 1	Note	Frequency (MHz)	Level (dBμV/m)	Over Limit (dB)	Limit Line (dBμV/m)	Read Level (dBμV)	Antenna Factor (dB/m)	Path Loss (dB)	Preamp Factor (dB)	Ant Pos (cm)	Table Pos (deg)	Peak Avg. (P/A)	Pol. (H/V)
802.11n HT40 CH 102 5510MHz		5450.8	58.33	-15.67	74	44.43	35.32	11.91	33.33	101	116	P	H
		5469.04	64.29	-4.01	68.3	50.25	35.34	11.93	33.23	101	116	P	H
		5458.8	47.95	-6.05	54	33.95	35.32	11.91	33.23	101	116	A	H
	*	5512	101.93	-	-	87.62	35.37	11.96	33.02	101	116	P	H
		5512	94.1	-	-	79.79	35.37	11.96	33.02	101	116	A	H
		5753.8	55.9	-12.4	68.3	40.97	35.72	12.18	32.97	101	116	P	H
		5452.72	58.76	-15.24	74	44.86	35.32	11.91	33.33	348	339	P	V
		5469.68	62.52	-5.78	68.3	48.48	35.34	11.93	33.23	348	339	P	V
		5458	46.97	-7.03	54	32.97	35.32	11.91	33.23	348	339	A	V
	*	5512	100.28	-	-	85.97	35.37	11.96	33.02	348	339	P	V
		5512	92.42	-	-	78.11	35.37	11.96	33.02	348	339	A	V
		5754.44	56.12	-12.18	68.3	41.19	35.72	12.18	32.97	348	339	P	V
802.11n HT40 CH 110 5550MHz		5455.12	57.23	-16.77	74	43.23	35.32	11.91	33.23	103	119	P	H
		5465.68	57.64	-10.66	68.3	43.6	35.34	11.93	33.23	103	119	P	H
		5454.32	47.22	-6.78	54	33.22	35.32	11.91	33.23	103	119	A	H
	*	5554	102.37	-	-	87.87	35.42	12	32.92	103	119	P	H
		5554	94.66	-	-	80.16	35.42	12	32.92	103	119	A	H
		5754.28	57.14	-11.16	68.3	42.21	35.72	12.18	32.97	103	119	P	H
		5459.28	55.91	-18.09	74	41.91	35.32	11.91	33.23	360	339	P	V
		5464.72	56.8	-11.5	68.3	42.76	35.34	11.93	33.23	360	339	P	V
		5459.12	46.87	-7.13	54	32.87	35.32	11.91	33.23	360	339	A	V
	*	5554	99.53	-	-	85.03	35.42	12	32.92	360	339	P	V
		5554	91.89	-	-	77.39	35.42	12	32.92	360	339	A	V
		5746.36	56.46	-11.84	68.3	41.59	35.68	12.16	32.97	360	339	P	V

802.11n HT40 CH 134 5670MHz		5425.84	55.88	-18.12	74	42.15	35.29	11.87	33.43	108	118	P	H
		5467.44	55.66	-12.64	68.3	41.62	35.34	11.93	33.23	108	118	P	H
		5455.92	46.65	-7.35	54	32.65	35.32	11.91	33.23	108	118	A	H
	*	5674	103.54	-	-	88.51	35.56	12.1	32.63	108	118	P	H
		5674	95.93	-	-	80.9	35.56	12.1	32.63	108	118	A	H
		5725.4	58.84	-9.46	68.3	43.9	35.65	12.15	32.86	108	118	P	H
		5400.4	55.54	-18.46	74	41.94	35.27	11.86	33.53	316	340	P	V
		5470	55.48	-12.82	68.3	41.44	35.34	11.93	33.23	316	340	P	V
		5455.76	46.48	-7.52	54	32.48	35.32	11.91	33.23	316	340	A	V
	*	5668	97.17	-	-	82.14	35.56	12.1	32.63	316	340	P	V
		5668	89.61	-	-	74.58	35.56	12.1	32.63	316	340	A	V
		5753.88	56.8	-11.5	68.3	41.87	35.72	12.18	32.97	316	340	P	V
Remark	1. No other spurious found. 2. All results are PASS against Peak and Average limit line.												

UNII-2C - 5470~5725MHz

WIFI 802.11n HT40 (Harmonic @ 3m)

WIFI Ant. 1	Note	Frequency (MHz)	Level (dBμV/m)	Over Limit (dB)	Limit Line (dBμV/m)	Read Level (dBμV)	Antenna Factor (dB/m)	Path Loss (dB)	Preamp Factor (dB)	Ant Pos (cm)	Table Pos (deg)	Peak Avg. (P/A)	Pol. (H/V)
802.11n HT40 CH 102 5510MHz		11019.02	45.4	-28.6	74	49.97	38.54	17.43	60.54	300	0	P	H
		11019.02	44.85	-29.15	74	49.42	38.54	17.43	60.54	300	0	P	V
802.11n HT40 CH 110 5550MHz		11099.1	44.71	-29.29	74	49.2	38.57	17.46	60.52	300	0	P	H
		11099.1	45.08	-28.92	74	49.57	38.57	17.46	60.52	300	0	P	V
802.11n HT40 CH 134 5670MHz		11339.33	45.77	-28.23	74	50.04	38.64	17.56	60.47	300	0	P	H
		11339.33	44.44	-29.56	74	48.71	38.64	17.56	60.47	300	0	P	V
Remark	1. No other spurious found. 2. All results are PASS against Peak and Average limit line.												

UNII-2C - 5470~5725MHz

WIFI 802.11ac VHT80 (Band Edge @ 3m)

WIFI Ant. 1	Note	Frequency (MHz)	Level (dBμV/m)	Over Limit (dB)	Limit Line (dBμV/m)	Read Level (dBμV)	Antenna Factor (dB/m)	Path Loss (dB)	Preamp Factor (dB)	Ant Pos (cm)	Table Pos (deg)	Peak Avg. (P/A)	Pol. (H/V)
802.11ac VHT80 CH 106 5530MHz		5457.68	56.37	-17.63	74	42.37	35.32	11.91	33.23	104	118	P	H
		5462.96	57.27	-11.03	68.3	43.23	35.34	11.93	33.23	104	118	P	H
		5457.84	48	-6	54	34	35.32	11.91	33.23	104	118	A	H
	*	5524	97.28	-	-	82.94	35.39	11.97	33.02	104	118	P	H
		5524	89.6	-	-	75.26	35.39	11.97	33.02	104	118	A	H
		5746.12	59.34	-8.96	68.3	44.47	35.68	12.16	32.97	104	118	P	H
		5428.24	56.13	-17.87	74	42.3	35.29	11.87	33.33	363	344	P	V
		5462.64	55.29	-13.01	68.3	41.25	35.34	11.93	33.23	363	344	P	V
		5458.32	47.23	-6.77	54	33.23	35.32	11.91	33.23	363	344	A	V
	*	5536	94.2	-	-	79.73	35.4	11.99	32.92	363	344	P	V
		5536	85.91	-	-	71.44	35.4	11.99	32.92	363	344	A	V
		5743.64	56.88	-11.42	68.3	42.01	35.68	12.16	32.97	363	344	P	V
802.11ac VHT80 CH 122 5610MHz		5444.72	56.14	-17.86	74	42.27	35.31	11.89	33.33	100	118	P	H
		5466.96	55.86	-12.44	68.3	41.82	35.34	11.93	33.23	100	118	P	H
		5456.24	47.06	-6.94	54	33.06	35.32	11.91	33.23	100	118	A	H
	*	5614	99.35	-	-	84.45	35.47	12.05	32.62	100	118	P	H
		5614	90.28	-	-	75.38	35.47	12.05	32.62	100	118	A	H
		5763.56	56.85	-11.45	68.3	41.92	35.72	12.18	32.97	100	118	P	H
		5434.8	55.2	-18.8	74	41.33	35.31	11.89	33.33	372	338	P	V
		5468.88	56.61	-11.69	68.3	42.57	35.34	11.93	33.23	372	338	P	V
		5458.16	46.98	-7.02	54	32.98	35.32	11.91	33.23	372	338	A	V
	*	5602	94.37	-	-	79.57	35.47	12.05	32.72	372	338	P	V
		5602	86.2	-	-	71.4	35.47	12.05	32.72	372	338	A	V
		5757.88	57.59	-10.71	68.3	42.66	35.72	12.18	32.97	372	338	P	V
Remark	1. No other spurious found. 2. All results are PASS against Peak and Average limit line.												

UNII-2C 5470~5725MHz

WIFI 802.11ac VHT80 (Harmonic @ 3m)

WIFI Ant. 1	Note	Frequency (MHz)	Level (dBμV/m)	Over Limit (dB)	Limit Line (dBμV/m)	Read Level (dBμV)	Antenna Factor (dB/m)	Path Loss (dB)	Preamp Factor (dB)	Ant Pos (cm)	Table Pos (deg)	Peak Avg. (P/A)	Pol. (H/V)
802.11ac VHT80 CH 106 5530MHz		11059.05	44.71	-29.29	74	49.24	38.55	17.45	60.53	300	0	P	H
		11059.05	44.87	-29.13	74	49.4	38.55	17.45	60.53	300	0	P	V
802.11ac VHT80 CH 122 5610MHz		11219.21	46.63	-27.37	74	51.01	38.6	17.51	60.49	100	360	P	H
		11219.21	44.68	-29.32	74	49.06	38.6	17.51	60.49	100	360	P	V
Remark	1. No other spurious found. 2. All results are PASS against Peak and Average limit line.												

UNII-2C - 5470~5725MHz---ANT 2

WIFI 802.11a (Band Edge @ 3m)

WIFI Ant. 2	Note	Frequency (MHz)	Level (dBμV/m)	Over Limit (dB)	Limit Line (dBμV/m)	Read Level (dBμV)	Antenna Factor (dB/m)	Path Loss (dB)	Preamp Factor (dB)	Ant Pos (cm)	Table Pos (deg)	Peak Avg. (P/A)	Pol. (H/V)
802.11a CH 100 5500MHz		5451.6	57.61	-16.39	74	43.71	35.32	11.91	33.33	100	131	P	H
		5469.2	57.85	-10.45	68.3	43.81	35.34	11.93	33.23	100	131	P	H
		5460	47.2	-6.8	54	33.2	35.32	11.91	33.23	100	131	A	H
	*	5500	104.53	-	-	90.32	35.37	11.96	33.12	100	131	P	H
		5500	97.03	-	-	82.82	35.37	11.96	33.12	100	131	A	H
		5456.72	56.58	-17.42	74	42.58	35.32	11.91	33.23	358	0	P	V
		5468.08	57.59	-10.71	68.3	43.55	35.34	11.93	33.23	358	0	P	V
		5453.36	46.4	-7.6	54	32.4	35.32	11.91	33.23	358	0	A	V
	*	5500	101.75	-	-	87.54	35.37	11.96	33.12	358	0	P	V
		5500	93.64	-	-	79.43	35.37	11.96	33.12	358	0	A	V
802.11a CH 116 5580MHz		5453.68	55.72	-18.28	74	41.72	35.32	11.91	33.23	105	137	P	H
		5467.28	56.22	-12.08	68.3	42.18	35.34	11.93	33.23	105	137	P	H
		5455.6	46.24	-7.76	54	32.24	35.32	11.91	33.23	105	137	A	H
	*	5578	105.06	-	-	90.42	35.44	12.02	32.82	105	137	P	H
		5578	97.35	-	-	82.71	35.44	12.02	32.82	105	137	A	H
		5748.2	57.04	-11.26	68.3	42.17	35.68	12.16	32.97	105	137	P	H
		5458.64	55.64	-18.36	74	41.64	35.32	11.91	33.23	332	352	P	V
		5464.08	56.53	-11.77	68.3	42.49	35.34	11.93	33.23	332	352	P	V
		5457.2	45.97	-8.03	54	31.97	35.32	11.91	33.23	332	352	A	V
	*	5584	101.74	-	-	86.98	35.45	12.03	32.72	332	352	P	V
		5584	94.16	-	-	79.4	35.45	12.03	32.72	332	352	A	V
		5749.56	55.86	-12.44	68.3	40.99	35.68	12.16	32.97	332	352	P	V

802.11a CH 140 5700MHz		5728.44	60.96	-7.34	68.3	46.02	35.65	12.15	32.86	108	138	P	H
	*	5704	104.9	-	-	89.9	35.62	12.13	32.75	108	138	P	H
		5704	97.17	-	-	82.17	35.62	12.13	32.75	108	138	A	H
		5732.6	57.9	-10.4	68.3	42.96	35.65	12.15	32.86	351	352	P	V
	*	5698	100.58	-	-	85.62	35.59	12.12	32.75	351	352	P	V
		5698	93.25	-	-	78.29	35.59	12.12	32.75	351	352	A	V
Remark	1. No other spurious found. 2. All results are PASS against Peak and Average limit line.												

UNII-2C - 5470~5725MHz

WIFI 802.11a (Harmonic @ 3m)

WIFI Ant. 2	Note	Frequency (MHz)	Level (dBμV/m)	Over Limit (dB)	Limit Line (dBμV/m)	Read Level (dBμV)	Antenna Factor (dB/m)	Path Loss (dB)	Preamp Factor (dB)	Ant Pos (cm)	Table Pos (deg)	Peak Avg. (P/A)	Pol. (H/V)
802.11a CH 100 5500MHz		10999	44.27	-29.73	74	48.86	38.53	17.42	60.54	300	0	P	H
		10999	44.68	-29.32	74	49.27	38.53	17.42	60.54	300	0	P	V
802.11a CH 116 5580MHz		11159.16	45.14	-28.86	74	49.56	38.59	17.49	60.5	300	0	P	H
		11159.16	44.31	-29.69	74	48.73	38.59	17.49	60.5	300	0	P	V
802.11a CH 140 5700MHz		11399.39	43.99	-30.01	74	48.18	38.67	17.59	60.45	300	0	P	H
		11399.39	44.95	-29.05	74	49.14	38.67	17.59	60.45	300	0	P	V
Remark	1. No other spurious found. 2. All results are PASS against Peak and Average limit line.												

UNII-2C - 5470~5725MHz

WIFI 802.11n HT20 (Band Edge @ 3m)

WIFI Ant. 2	Note	Frequency (MHz)	Level (dBμV/m)	Over Limit (dB)	Limit Line (dBμV/m)	Read Level (dBμV)	Antenna Factor (dB/m)	Path Loss (dB)	Preamp Factor (dB)	Ant Pos (cm)	Table Pos (deg)	Peak Avg. (P/A)	Pol. (H/V)
802.11n HT20 CH 100 5500MHz		5458.8	57.13	-16.87	74	43.13	35.32	11.91	33.23	100	136	P	H
		5469.84	57.11	-11.19	68.3	43.07	35.34	11.93	33.23	100	136	P	H
		5457.36	47.34	-6.66	54	33.34	35.32	11.91	33.23	100	136	A	H
	*	5500	104.98	-	-	90.77	35.37	11.96	33.12	100	136	P	H
		5500	97.65	-	-	83.44	35.37	11.96	33.12	100	136	A	H
		5447.44	55.59	-18.41	74	41.69	35.32	11.91	33.33	303	30	P	V
		5460.88	56.42	-11.88	68.3	42.42	35.32	11.91	33.23	303	30	P	V
		5460	46.64	-7.36	54	32.64	35.32	11.91	33.23	303	30	A	V
	*	5500	98.57	-	-	84.36	35.37	11.96	33.12	303	30	P	V
		5500	91.2	-	-	76.99	35.37	11.96	33.12	303	30	A	V
802.11n HT20 CH 116 5580MHz		5364.4	56.44	-17.56	74	43.01	35.24	11.82	33.63	103	138	P	H
		5469.52	55.77	-12.53	68.3	41.73	35.34	11.93	33.23	103	138	P	H
		5455.12	46.66	-7.34	54	32.66	35.32	11.91	33.23	103	138	A	H
	*	5578	104.65	-	-	90.01	35.44	12.02	32.82	103	138	P	H
		5578	97.08	-	-	82.44	35.44	12.02	32.82	103	138	A	H
		5729	57.87	-10.43	68.3	42.93	35.65	12.15	32.86	103	138	P	H
		5430.48	55.86	-18.14	74	41.99	35.31	11.89	33.33	314	6	P	V
		5468.24	54.78	-13.52	68.3	40.74	35.34	11.93	33.23	314	6	P	V
		5455.6	46.31	-7.69	54	32.31	35.32	11.91	33.23	314	6	A	V
	*	5578	99.92	-	-	85.28	35.44	12.02	32.82	314	6	P	V
		5578	92.23	-	-	77.59	35.44	12.02	32.82	314	6	A	V
		5746.04	56.28	-12.02	68.3	41.41	35.68	12.16	32.97	314	6	P	V

802.11n HT20 CH 140 5700MHz		5725.56	62.54	-5.76	68.3	47.6	35.65	12.15	32.86	100	137	P	H
		5704	106.49	-	-	91.49	35.62	12.13	32.75	100	137	P	H
		5704	98.51	-	-	83.51	35.62	12.13	32.75	100	137	A	H
		5739.08	57.33	-10.97	68.3	42.46	35.68	12.16	32.97	100	330	P	V
		5704	99.82	-	-	84.82	35.62	12.13	32.75	100	330	P	V
		5704	92	-	-	77	35.62	12.13	32.75	100	330	A	V
Remark	1. No other spurious found. 2. All results are PASS against Peak and Average limit line.												

UNII-2C - 5470~5725MHz

WIFI 802.11n HT20 (Harmonic @ 3m)

WIFI Ant. 2	Note	Frequency (MHz)	Level (dBμV/m)	Over Limit (dB)	Limit Line (dBμV/m)	Read Level (dBμV)	Antenna Factor (dB/m)	Path Loss (dB)	Preamp Factor (dB)	Ant Pos (cm)	Table Pos (deg)	Peak Avg. (P/A)	Pol. (H/V)
802.11n HT20 CH 100 5500MHz		10999	46.36	-27.64	74	50.95	38.53	17.42	60.54	300	0	P	H
		10999	44.62	-29.38	74	49.21	38.53	17.42	60.54	300	0	P	V
802.11n HT20 CH 116 5580MHz		11159.16	45.86	-28.14	74	50.28	38.59	17.49	60.5	300	0	P	H
		11159.16	44.4	-29.6	74	48.82	38.59	17.49	60.5	300	0	P	V
802.11n HT20 CH 140 5700MHz		11399.39	45.46	-28.54	74	49.65	38.67	17.59	60.45	300	0	P	H
		11399.39	44.72	-29.28	74	48.91	38.67	17.59	60.45	300	0	P	V
Remark	1. No other spurious found. 2. All results are PASS against Peak and Average limit line.												

UNII-2C - 5470~5725MHz

WIFI 802.11n HT40 (Band Edge @ 3m)

WIFI Ant. 2	Note	Frequency (MHz)	Level (dBμV/m)	Over Limit (dB)	Limit Line (dBμV/m)	Read Level (dBμV)	Antenna Factor (dB/m)	Path Loss (dB)	Preamp Factor (dB)	Ant Pos (cm)	Table Pos (deg)	Peak Avg. (P/A)	Pol. (H/V)
802.11n HT40 CH 102 5510MHz		5459.44	58.03	-15.97	74	44.03	35.32	11.91	33.23	114	137	P	H
		5465.36	63.06	-5.24	68.3	49.02	35.34	11.93	33.23	114	137	P	H
		5460	47.72	-6.28	54	33.72	35.32	11.91	33.23	114	137	A	H
	*	5512	102.92	-	-	88.61	35.37	11.96	33.02	114	137	P	H
		5512	94.9	-	-	80.59	35.37	11.96	33.02	114	137	A	H
		5762.04	56.78	-11.52	68.3	41.85	35.72	12.18	32.97	114	137	P	H
		5431.12	55.77	-18.23	74	41.9	35.31	11.89	33.33	301	28	P	V
		5460.4	55.64	-12.66	68.3	41.64	35.32	11.91	33.23	301	28	P	V
		5458	46.69	-7.31	54	32.69	35.32	11.91	33.23	301	28	A	V
	*	5512	95.89	-	-	81.58	35.37	11.96	33.02	301	28	P	V
		5512	88.46	-	-	74.15	35.37	11.96	33.02	301	28	A	V
		5726.28	56.16	-12.14	68.3	41.22	35.65	12.15	32.86	301	28	P	V
802.11n HT40 CH 110 5550MHz		5452.72	56.34	-17.66	74	42.44	35.32	11.91	33.33	116	138	P	H
		5464.88	56.56	-11.74	68.3	42.52	35.34	11.93	33.23	116	138	P	H
		5459.92	47.09	-6.91	54	33.09	35.32	11.91	33.23	116	138	A	H
	*	5548	102.55	-	-	88.05	35.42	12	32.92	116	138	P	H
		5548	95.04	-	-	80.54	35.42	12	32.92	116	138	A	H
		5752.6	56.57	-11.73	68.3	41.64	35.72	12.18	32.97	116	138	P	H
		5446.8	55.77	-18.23	74	41.87	35.32	11.91	33.33	100	333	P	V
		5460.72	55.82	-12.48	68.3	41.82	35.32	11.91	33.23	100	333	P	V
		5457.2	46.62	-7.38	54	32.62	35.32	11.91	33.23	100	333	A	V
	*	5554	95.89	-	-	81.39	35.42	12	32.92	100	333	P	V
		5554	88.41	-	-	73.91	35.42	12	32.92	100	333	A	V
		5741.4	56.56	-11.74	68.3	41.69	35.68	12.16	32.97	100	333	P	V

802.11n HT40 CH 134 5670MHz		5456.72	56.05	-17.95	74	42.05	35.32	11.91	33.23	100	137	P	H
		5464.88	55.9	-12.4	68.3	41.86	35.34	11.93	33.23	100	137	P	H
		5458.8	46.69	-7.31	54	32.69	35.32	11.91	33.23	100	137	A	H
	*	5674	103.64	-	-	88.61	35.56	12.1	32.63	100	137	P	H
		5674	93.6	-	-	78.57	35.56	12.1	32.63	100	137	A	H
		5729.48	57.43	-10.87	68.3	42.49	35.65	12.15	32.86	100	137	P	H
		5433.68	55.16	-18.84	74	41.29	35.31	11.89	33.33	105	330	P	V
		5466	55	-13.3	68.3	40.96	35.34	11.93	33.23	105	330	P	V
		5451.44	46.43	-7.57	54	32.53	35.32	11.91	33.33	105	330	A	V
	*	5668	96.49	-	-	81.46	35.56	12.1	32.63	105	330	P	V
		5668	89.28	-	-	74.25	35.56	12.1	32.63	105	330	A	V
		5750.2	56.79	-11.51	68.3	41.92	35.68	12.16	32.97	105	330	P	V
Remark	1. No other spurious found. 2. All results are PASS against Peak and Average limit line.												

UNII-2C - 5470~5725MHz

WIFI 802.11n HT40 (Harmonic @ 3m)

WIFI Ant. 2	Note	Frequency (MHz)	Level (dBμV/m)	Over Limit (dB)	Limit Line (dBμV/m)	Read Level (dBμV)	Antenna Factor (dB/m)	Path Loss (dB)	Preamp Factor (dB)	Ant Pos (cm)	Table Pos (deg)	Peak Avg. (P/A)	Pol. (H/V)
802.11n HT40 CH 102 5510MHz		11019.02	44.52	-29.48	74	49.09	38.54	17.43	60.54	300	0	P	H
		11019.02	44.28	-29.72	74	48.85	38.54	17.43	60.54	300	0	P	V
802.11n HT40 CH 110 5550MHz		11099.1	44.59	-29.41	74	49.08	38.57	17.46	60.52	300	0	P	H
		11099.1	44.65	-29.35	74	49.14	38.57	17.46	60.52	300	0	P	V
802.11n HT40 CH 134 5670MHz		11339.33	44.97	-29.03	74	49.24	38.64	17.56	60.47	300	0	P	H
		11339.33	45.62	-28.38	74	49.89	38.64	17.56	60.47	300	0	P	V
Remark	1. No other spurious found. 2. All results are PASS against Peak and Average limit line.												

UNII-2C - 5470~5725MHz

WIFI 802.11ac VHT80 (Band Edge @ 3m)

WIFI Ant. 2	Note	Frequency (MHz)	Level (dBμV/m)	Over Limit (dB)	Limit Line (dBμV/m)	Read Level (dBμV)	Antenna Factor (dB/m)	Path Loss (dB)	Preamp Factor (dB)	Ant Pos (cm)	Table Pos (deg)	Peak Avg. (P/A)	Pol. (H/V)
802.11ac VHT80 CH 106 5530MHz		5451.28	56.98	-17.02	74	43.08	35.32	11.91	33.33	104	140	P	H
		5465.52	57.09	-11.21	68.3	43.05	35.34	11.93	33.23	104	140	P	H
		5457.84	48.04	-5.96	54	34.04	35.32	11.91	33.23	104	140	A	H
	*	5530	98.46	-	-	84.12	35.39	11.97	33.02	104	140	P	H
		5530	90.39	-	-	76.05	35.39	11.97	33.02	104	140	A	H
		5751.88	56.63	-11.67	68.3	41.7	35.72	12.18	32.97	104	140	P	H
		5458.8	55.56	-18.44	74	41.56	35.32	11.91	33.23	397	2	P	V
		5469.52	55.53	-12.77	68.3	41.49	35.34	11.93	33.23	397	2	P	V
		5453.52	47.02	-6.98	54	33.02	35.32	11.91	33.23	397	2	A	V
	*	5536	92.96	-	-	78.49	35.4	11.99	32.92	397	2	P	V
		5536	85.35	-	-	70.88	35.4	11.99	32.92	397	2	A	V
		5760.52	56.98	-11.32	68.3	42.05	35.72	12.18	32.97	397	2	P	V
802.11ac VHT80 CH 122 5610MHz		5422.16	56.01	-17.99	74	42.28	35.29	11.87	33.43	104	137	P	H
		5460.24	56.02	-12.28	68.3	42.02	35.32	11.91	33.23	104	137	P	H
		5459.28	47.41	-6.59	54	33.41	35.32	11.91	33.23	104	137	A	H
	*	5614	99.79	-	-	84.89	35.47	12.05	32.62	104	137	P	H
		5614	91.64	-	-	76.74	35.47	12.05	32.62	104	137	A	H
		5750.28	57.85	-10.45	68.3	42.98	35.68	12.16	32.97	104	137	P	H
		5451.6	55.12	-18.88	74	41.22	35.32	11.91	33.33	314	359	P	V
		5460.56	55.01	-13.29	68.3	41.01	35.32	11.91	33.23	314	359	P	V
		5452.08	47.04	-6.96	54	33.14	35.32	11.91	33.33	314	359	A	V
	*	5596	93.56	-	-	78.8	35.45	12.03	32.72	314	359	P	V
		5596	85.17	-	-	70.41	35.45	12.03	32.72	314	359	A	V
		5734.92	57.22	-11.08	68.3	42.24	35.68	12.16	32.86	314	359	P	V
Remark	1. No other spurious found. 2. All results are PASS against Peak and Average limit line.												

UNII-2C 5470~5725MHz

WIFI 802.11ac VHT80 (Harmonic @ 3m)

WIFI Ant. 2	Note	Frequency (MHz)	Level (dBμV/m)	Over Limit (dB)	Limit Line (dBμV/m)	Read Level (dBμV)	Antenna Factor (dB/m)	Path Loss (dB)	Preamp Factor (dB)	Ant Pos (cm)	Table Pos (deg)	Peak Avg. (P/A)	Pol. (H/V)
802.11ac VHT80 CH 106 5530MHz		11059.05	44.16	-29.84	74	48.69	38.55	17.45	60.53	300	0	P	H
		11059.05	44.44	-29.56	74	48.97	38.55	17.45	60.53	300	0	P	V
802.11ac VHT80 CH 122 5610MHz		11219.21	45.35	-28.65	74	49.73	38.6	17.51	60.49	300	0	P	H
		11219.21	44.94	-29.06	74	49.32	38.6	17.51	60.49	300	0	P	V
Remark	1. No other spurious found. 2. All results are PASS against Peak and Average limit line.												

UNII-2C - Straddle Channel---ANT 1

WIFI 802.11a (Band Edge @ 3m)

WIFI	Note	Frequency	Level	Over	Limit	Read	Antenna	Path	Preamp	Ant	Table	Peak	Pol.
Ant.				Limit	Line	Level	Factor	Loss	Factor	Pos	Pos	Avg.	
1		(MHz)	(dBμV/m)	(dB)	(dBμV/m)	(dBμV)	(dB/m)	(dB)	(dB)	(cm)	(deg)	(P/A)	(H/V)
802.11a CH 144 5720MHz		5722	105.68	-	-	90.74	35.65	12.15	32.86	300	0	P	H
		5722	96.39	-	-	81.45	35.65	12.15	32.86	300	0	A	H
		5716	98.92	-	-	84.03	35.62	12.13	32.86	100	0	P	V
		5716	91.22	-	-	76.33	35.62	12.13	32.86	100	0	A	V
Remark	1. No other spurious found. 2. All results are PASS against Peak and Average limit line.												

UNII-2C - Straddle Channel

WIFI 802.11a (Harmonic @ 3m)

WIFI Ant. 1	Note	Frequency (MHz)	Level (dBμV/m)	Over Limit (dB)	Limit Line (dBμV/m)	Read Level (dBμV)	Antenna Factor (dB/m)	Path Loss (dB)	Preamp Factor (dB)	Ant Pos (cm)	Table Pos (deg)	Peak Avg. (P/A)	Pol. (H/V)
802.11a CH 144 5720MHz		11439.44	45.17	-28.83	74	49.33	38.68	17.6	60.44	300	0	P	H
		11439.44	45.05	-28.95	74	49.21	38.68	17.6	60.44	300	0	P	V
Remark	1. No other spurious found. 2. All results are PASS against Peak and Average limit line.												

UNII-2C - Straddle Channel

WIFI 802.11n HT20 (Band Edge @ 3m)

WIFI Ant. 1	Note	Frequency (MHz)	Level (dBµV/m)	Over Limit (dB)	Limit Line (dBµV/m)	Read Level (dBµV)	Antenna Factor (dB/m)	Path Loss (dB)	Preamp Factor (dB)	Ant Pos (cm)	Table Pos (deg)	Peak Avg. (P/A)	Pol. (H/V)
802.11n	*	5722	104.91	-	-	89.97	35.65	12.15	32.86	300	0	P	H
HT20		5722	96.46	-	-	81.52	35.65	12.15	32.86	300	0	A	H
CH 144	*	5716	98.4	-	-	83.51	35.62	12.13	32.86	100	0	P	V
5720MHz		5716	90.24	-	-	75.35	35.62	12.13	32.86	100	0	A	V
Remark	1. No other spurious found. 2. All results are PASS against Peak and Average limit line.												

UNII-2C - Straddle Channel

WIFI 802.11n HT20 (Harmonic @ 3m)

WIFI Ant. 1	Note	Frequency (MHz)	Level (dBμV/m)	Over Limit (dB)	Limit Line (dBμV/m)	Read Level (dBμV)	Antenna Factor (dB/m)	Path Loss (dB)	Preamp Factor (dB)	Ant Pos (cm)	Table Pos (deg)	Peak Avg. (P/A)	Pol. (H/V)
802.11n HT20 CH 144 5720MHz		11439.44	45.33	-28.67	74	49.49	38.68	17.6	60.44	300	0	P	H
		11439.44	45.28	-28.72	74	49.44	38.68	17.6	60.44	300	0	P	V
Remark	1. No other spurious found. 2. All results are PASS against Peak and Average limit line.												

UNII-2C - Straddle Channel

WIFI 802.11n HT40 (Band Edge @ 3m)

WIFI Ant. 1	Note	Frequency (MHz)	Level (dBμV/m)	Over Limit (dB)	Limit Line (dBμV/m)	Read Level (dBμV)	Antenna Factor (dB/m)	Path Loss (dB)	Preamp Factor (dB)	Ant Pos (cm)	Table Pos (deg)	Peak Avg. (P/A)	Pol. (H/V)
802.11n	*	5722	102.38	-	-	87.44	35.65	12.15	32.86	300	0	P	H
HT40		5722	94.77	-	-	79.83	35.65	12.15	32.86	300	0	A	H
CH 142	*	5704	96.63	-	-	81.63	35.62	12.13	32.75	100	0	P	V
5710MHz		5704	89.66	-	-	74.66	35.62	12.13	32.75	100	0	A	V
Remark	1. No other spurious found. 2. All results are PASS against Peak and Average limit line.												

UNII-2C - Straddle Channel

WIFI 802.11n HT40 (Harmonic @ 3m)

WIFI Ant. 1	Note	Frequency (MHz)	Level (dBμV/m)	Over Limit (dB)	Limit Line (dBμV/m)	Read Level (dBμV)	Antenna Factor (dB/m)	Path Loss (dB)	Preamp Factor (dB)	Ant Pos (cm)	Table Pos (deg)	Peak Avg. (P/A)	Pol. (H/V)
802.11n HT40 CH 142 5710MHz		11419.42	44.6	-29.4	74	48.79	38.67	17.59	60.45	300	0	P	H
		11419.42	44.93	-29.07	74	49.12	38.67	17.59	60.45	300	0	P	V
Remark	1. No other spurious found. 2. All results are PASS against Peak and Average limit line.												

UNII-2C - Straddle Channel

WIFI 802.11ac VHT80 (Band Edge @ 3m)

WIFI Ant. 1	Note	Frequency (MHz)	Level (dBµV/m)	Over Limit (dB)	Limit Line (dBµV/m)	Read Level (dBµV)	Antenna Factor (dB/m)	Path Loss (dB)	Preamp Factor (dB)	Ant Pos (cm)	Table Pos (deg)	Peak Avg. (P/A)	Pol. (H/V)
802.11ac	*	5698	97.24	-	-	82.28	35.59	12.12	32.75	300	0	P	H
VHT80		5698	90.25	-	-	75.29	35.59	12.12	32.75	300	0	A	H
CH 138	*	5692	90.87	-	-	75.91	35.59	12.12	32.75	100	0	P	V
5690MHz		5692	84.28	-	-	69.32	35.59	12.12	32.75	100	0	A	V
Remark	1. No other spurious found. 2. All results are PASS against Peak and Average limit line.												

UNII-2C - Straddle Channel

WIFI 802.11ac VHT80 (Harmonic @ 3m)

WIFI Ant. 1	Note	Frequency (MHz)	Level (dBμV/m)	Over Limit (dB)	Limit Line (dBμV/m)	Read Level (dBμV)	Antenna Factor (dB/m)	Path Loss (dB)	Preamp Factor (dB)	Ant Pos (cm)	Table Pos (deg)	Peak Avg. (P/A)	Pol. (H/V)
802.11ac VHT80 CH 138 5690MHz		11379.38	43.79	-30.21	74	48.01	38.66	17.58	60.46	100	360	P	H
		11379.38	43.57	-30.43	74	47.79	38.66	17.58	60.46	100	360	P	V
Remark	1. No other spurious found. 2. All results are PASS against Peak and Average limit line.												

UNII-2C - Straddle Channel---ANT 2

WIFI 802.11a (Band Edge @ 3m)

WIFI	Note	Frequency	Level	Over	Limit	Read	Antenna	Path	Preamp	Ant	Table	Peak	Pol.
Ant.				Limit	Line	Level	Factor	Loss	Factor	Pos	Pos	Avg.	
2		(MHz)	(dBμV/m)	(dB)	(dBμV/m)	(dBμV)	(dB/m)	(dB)	(dB)	(cm)	(deg)	(P/A)	(H/V)
802.11a CH 144 5720MHz	*	5722	105.67	-	-	90.73	35.65	12.15	32.86	300	0	P	H
		5722	97.31	-	-	82.37	35.65	12.15	32.86	300	0	A	H
	*	5722	98.99	-	-	84.05	35.65	12.15	32.86	100	0	P	V
		5722	91.36	-	-	76.42	35.65	12.15	32.86	100	0	A	V
Remark	1. No other spurious found. 2. All results are PASS against Peak and Average limit line.												

UNII-2C - Straddle Channel

WIFI 802.11a (Harmonic @ 3m)

WIFI Ant. 2	Note	Frequency (MHz)	Level (dBμV/m)	Over Limit (dB)	Limit Line (dBμV/m)	Read Level (dBμV)	Antenna Factor (dB/m)	Path Loss (dB)	Preamp Factor (dB)	Ant Pos (cm)	Table Pos (deg)	Peak Avg. (P/A)	Pol. (H/V)
802.11a CH 144 5720MHz		11439.44	44.66	-29.34	74	48.82	38.68	17.6	60.44	300	0	P	H
		11439.44	44.63	-29.37	74	48.79	38.68	17.6	60.44	300	0	P	V
Remark	1. No other spurious found. 2. All results are PASS against Peak and Average limit line.												

UNII-2C - Straddle Channel

WIFI 802.11n HT20 (Band Edge @ 3m)

WIFI Ant. 2	Note	Frequency (MHz)	Level (dBμV/m)	Over Limit (dB)	Limit Line (dBμV/m)	Read Level (dBμV)	Antenna Factor (dB/m)	Path Loss (dB)	Preamp Factor (dB)	Ant Pos (cm)	Table Pos (deg)	Peak Avg. (P/A)	Pol. (H/V)
802.11n		5722	104.83	-	-	89.89	35.65	12.15	32.86	300	0	P	H
HT20		5722	96.98	-	-	82.04	35.65	12.15	32.86	300	0	A	H
CH 144		5722	99.42	-	-	84.48	35.65	12.15	32.86	100	0	P	V
5720MHz		5722	91.08	-	-	76.14	35.65	12.15	32.86	100	0	A	V
Remark	1. No other spurious found. 2. All results are PASS against Peak and Average limit line.												

UNII-2C - Straddle Channel

WIFI 802.11n HT20 (Harmonic @ 3m)

WIFI Ant. 2	Note	Frequency (MHz)	Level (dBμV/m)	Over Limit (dB)	Limit Line (dBμV/m)	Read Level (dBμV)	Antenna Factor (dB/m)	Path Loss (dB)	Preamp Factor (dB)	Ant Pos (cm)	Table Pos (deg)	Peak Avg. (P/A)	Pol. (H/V)
802.11n HT20 CH 144 5720MHz		11439.44	46.16	-27.84	74	50.32	38.68	17.6	60.44	300	0	P	H
		11439.44	44.81	-29.19	74	48.97	38.68	17.6	60.44	300	0	P	V
Remark	1. No other spurious found. 2. All results are PASS against Peak and Average limit line.												

UNII-2C - Straddle Channel

WIFI 802.11n HT40 (Band Edge @ 3m)

WIFI Ant. 2	Note	Frequency (MHz)	Level (dBµV/m)	Over Limit (dB)	Limit Line (dBµV/m)	Read Level (dBµV)	Antenna Factor (dB/m)	Path Loss (dB)	Preamp Factor (dB)	Ant Pos (cm)	Table Pos (deg)	Peak Avg. (P/A)	Pol. (H/V)
802.11n		5710	101.5	-	-	86.5	35.62	12.13	32.75	300	0	P	H
HT40		5710	94.49	-	-	79.49	35.62	12.13	32.75	300	0	A	H
CH 142		5704	95.74	-	-	80.74	35.62	12.13	32.75	100	0	P	V
5710MHz		5704	87.15	-	-	72.15	35.62	12.13	32.75	100	0	A	V
Remark	1. No other spurious found. 2. All results are PASS against Peak and Average limit line.												

UNII-2C - Straddle Channel

WIFI 802.11n HT40 (Harmonic @ 3m)

WIFI Ant. 2	Note	Frequency (MHz)	Level (dBμV/m)	Over Limit (dB)	Limit Line (dBμV/m)	Read Level (dBμV)	Antenna Factor (dB/m)	Path Loss (dB)	Preamp Factor (dB)	Ant Pos (cm)	Table Pos (deg)	Peak Avg. (P/A)	Pol. (H/V)
802.11n HT40 CH 142 5710MHz		11419.42	44.33	-29.67	74	48.52	38.67	17.59	60.45	300	0	P	H
		11419.42	43.78	-30.22	74	47.97	38.67	17.59	60.45	300	0	P	V
Remark	1. No other spurious found. 2. All results are PASS against Peak and Average limit line.												

UNII-2C - Straddle Channel

WIFI 802.11ac VHT80 (Band Edge @ 3m)

WIFI Ant. 2	Note	Frequency (MHz)	Level (dBµV/m)	Over Limit (dB)	Limit Line (dBµV/m)	Read Level (dBµV)	Antenna Factor (dB/m)	Path Loss (dB)	Preamp Factor (dB)	Ant Pos (cm)	Table Pos (deg)	Peak Avg. (P/A)	Pol. (H/V)
802.11ac	*	5680	98.15	-	-	83.12	35.56	12.1	32.63	300	0	P	H
VHT80		5680	94.7	-	-	79.67	35.56	12.1	32.63	300	0	A	H
CH 138	*	5686	90.48	-	-	75.4	35.59	12.12	32.63	100	0	P	V
5690MHz		5686	86.68	-	-	71.6	35.59	12.12	32.63	100	0	A	V
Remark	1. No other spurious found. 2. All results are PASS against Peak and Average limit line.												

UNII-2C - Straddle Channel

WIFI 802.11ac VHT80 (Harmonic @ 3m)

WIFI Ant. 2	Note	Frequency (MHz)	Level (dBμV/m)	Over Limit (dB)	Limit Line (dBμV/m)	Read Level (dBμV)	Antenna Factor (dB/m)	Path Loss (dB)	Preamp Factor (dB)	Ant Pos (cm)	Table Pos (deg)	Peak Avg. (P/A)	Pol. (H/V)
802.11ac VHT80 CH 138 5690MHz		11379.38	44.42	-29.58	74	48.64	38.66	17.58	60.46	300	0	P	H
		11379.38	43.88	-30.12	74	48.1	38.66	17.58	60.46	300	0	P	V
Remark	1. No other spurious found. 2. All results are PASS against Peak and Average limit line.												

WIFI Tx With AP15(US)

UNII-1 - 5150~5250MHz---ANT 1

WIFI 802.11n HT40 (Band Edge @ 3m)

WIFI Ant. 1	Note	Frequency (MHz)	Level (dBμV/m)	Over Limit (dB)	Limit Line (dBμV/m)	Read Level (dBμV)	Antenna Factor (dB/m)	Path Loss (dB)	Preamp Factor (dB)	Ant Pos (cm)	Table Pos (deg)	Peak Avg. (P/A)	Pol. (H/V)
802.11n HT40 CH 38 5190MHz		5146.24	61.61	-12.39	74	49.42	35.03	11.6	34.44	102	171	P	H
		5149.76	49.37	-4.63	54	37.18	35.03	11.6	34.44	102	171	A	H
	*	5194	103	-	-	90.5	35.08	11.65	34.23	102	171	P	H
		5194	95.66	-	-	83.16	35.08	11.65	34.23	102	171	A	H
		5396.58	55.68	-18.32	74	42.08	35.27	11.86	33.53	102	171	P	H
		5396.04	45.91	-8.09	54	32.31	35.27	11.86	33.53	102	171	A	H
		5149.92	58.77	-15.23	74	46.58	35.03	11.6	34.44	334	348	P	V
		5149.92	46.33	-7.67	54	34.14	35.03	11.6	34.44	334	348	A	V
	*	5188	99.49	-	-	87.13	35.06	11.63	34.33	334	348	P	V
		5188	91.39	-	-	79.03	35.06	11.63	34.33	334	348	A	V
		5350.14	54.71	-19.29	74	41.32	35.22	11.8	33.63	334	348	P	V
		5397.3	45.6	-8.4	54	32	35.27	11.86	33.53	334	348	A	V
Remark	1. No other spurious found. 2. All results are PASS against Peak and Average limit line.												

UNII-1 5150~5250MHz

WIFI 802.11n HT40 (Harmonic @ 3m)

WIFI Ant. 1	Note	Frequency (MHz)	Level (dBμV/m)	Over Limit (dB)	Limit Line (dBμV/m)	Read Level (dBμV)	Antenna Factor (dB/m)	Path Loss (dB)	Preamp Factor (dB)	Ant Pos (cm)	Table Pos (deg)	Peak Avg. (P/A)	Pol. (H/V)
802.11n HT40 CH 38 5190MHz		10380	44.65	-23.65	68.3	50.02	38.33	16.97	60.67	300	0	P	H
		10380	45.08	-23.22	68.3	50.45	38.33	16.97	60.67	300	0	P	V
Remark	1. No other spurious found. 2. All results are PASS against Peak and Average limit line.												

Emission below 1GHz---ANT 1

WIFI 802.11n HT40 (LF @ 3m)

WIFI Ant. 1	Note	Frequency (MHz)	Level (dBμV/m)	Over Limit (dB)	Limit Line (dBμV/m)	Read Level (dBμV)	Antenna Factor (dB/m)	Path Loss (dB)	Preamp Factor (dB)	Ant Pos (cm)	Table Pos (deg)	Peak Avg. (P/A)	Pol. (H/V)
802.11n HT40 LF		30.97	21.64	-18.36	40	28.26	24.04	0.59	31.25	-	-	P	H
		155.13	17.93	-25.57	43.5	30.99	16.25	2.01	31.32	-	-	P	H
		186.17	21.36	-22.14	43.5	35.36	15.12	2.21	31.33	-	-	P	H
		289.96	25.2	-20.8	46	34.68	19.35	2.76	31.59	-	-	P	H
		762.35	28.39	-17.61	46	29.31	25.73	4.49	31.14	-	-	P	H
		899.12	28.73	-17.27	46	28.3	26.69	4.89	31.15	-	-	P	H
		30	27.7	-12.3	40	33.75	24.6	0.58	31.23	-	-	P	V
		53.28	20.82	-19.18	40	37.62	13.62	0.93	31.35	-	-	P	V
		281.23	20.49	-25.51	46	29.93	19.39	2.71	31.54	-	-	P	V
		485.9	24	-22	46	28.55	23.17	3.58	31.3	-	-	P	V
		765.26	29.14	-16.86	46	30.06	25.73	4.5	31.15	-	-	P	V
		953.44	30.53	-15.47	46	28.89	26.94	5.03	30.33	-	-	P	V
Remark	1. No other spurious found. 2. All results are PASS against limit line.												

Co-location

2.4GHz 2400~2483.5MHz

WIFI 802.11n HT40 + BLE_Tx_Ch39 (Band Edge @ 3m)

BLE	Note	Frequency (MHz)	Level (dBμV/m)	Over Limit (dB)	Limit Line (dBμV/m)	Read Level (dBμV)	Antenna Factor (dB/m)	Path Loss (dB)	Preamp Factor (dB)	Ant Pos (cm)	Table Pos (deg)	Peak Avg. (P/A)	Pol. (H/V)
BLE CH 39 2480MHz		2495.38	54.05	-19.95	74	50.07	30.93	7.28	34.23	113	50	P	H
		2490.4	43.02	-10.98	54	39.07	30.93	7.25	34.23	113	50	A	H
		2480	87.21	-	-	83.36	30.86	7.25	34.26	113	50	P	H
		2480	86.42	-	-	82.57	30.86	7.25	34.26	113	50	A	H
		2490.58	54.14	-19.86	74	50.19	30.93	7.25	34.23	199	246	P	V
		2491.06	42.93	-11.07	54	38.98	30.93	7.25	34.23	199	246	A	V
		2480	89.83	-	-	85.98	30.86	7.25	34.26	199	246	P	V
		2480	89.17	-	-	85.32	30.86	7.25	34.26	199	246	A	V
Remark	1. No other spurious found. 2. All results are PASS against Peak and Average limit line.												

2.4GHz 2400~2483.5MHz

WIFI 802.11n HT40 + BLE_Tx_Ch39 (Harmonic @ 3m)

BLE	Note	Frequency (MHz)	Level (dBμV/m)	Over Limit (dB)	Limit Line (dBμV/m)	Read Level (dBμV)	Antenna Factor (dB/m)	Path Loss (dB)	Preamp Factor (dB)	Ant Pos (cm)	Table Pos (deg)	Peak Avg. (P/A)	Pol. (H/V)
BLE CH 39 2480MHz		4960	41.79	-32.21	74	55.59	34.82	11.39	60.01	100	360	P	H
		7440	44.53	-29.47	74	54.6	36.62	13.85	60.54	100	360	P	H
		4960	41.81	-32.19	74	55.61	34.82	11.39	60.01	100	360	P	V
		7440	44.88	-29.12	74	54.95	36.62	13.85	60.54	100	360	P	V
Remark	1. No other spurious found. 2. All results are PASS against Peak and Average limit line.												

Band 1 - 5150~5250MHz

WIFI 802.11n HT40 + BLE_Tx_Ch39 (Band Edge @ 3m)

WIFI Ant.	Note	Frequency	Level	Over Limit	Limit Line	Read Level	Antenna Factor	Path Loss	Preamp Factor	Ant Pos	Table Pos	Peak Avg.	Pol.
1		(MHz)	(dBμV/m)	(dB)	(dBμV/m)	(dBμV)	(dB/m)	(dB)	(dB)	(cm)	(deg)	(P/A)	(H/V)
802.11n HT40 CH 38 5190MHz		5148.8	62.07	-11.93	74	50.88	35.03	10.6	34.44	100	20	P	H
		5149.92	48.27	-5.73	54	37.08	35.03	10.6	34.44	100	20	A	H
	*	5188	102.25	-	-	90.88	35.06	10.64	34.33	100	20	P	H
		5188	95	-	-	83.63	35.06	10.64	34.33	100	20	A	H
		5380.02	54.48	-19.52	74	41.98	35.26	10.77	33.53	100	20	P	H
		5380.56	45.46	-8.54	54	32.96	35.26	10.77	33.53	100	20	A	H
		5148.96	59.84	-14.16	74	48.65	35.03	10.6	34.44	150	180	P	V
		5150	46.58	-7.42	54	35.39	35.03	10.6	34.44	150	180	A	V
	*	5188	98.77	-	-	87.4	35.06	10.64	34.33	150	180	P	V
		5188	90.84	-	-	79.47	35.06	10.64	34.33	150	180	A	V
		5391.54	54.06	-19.94	74	41.56	35.26	10.77	33.53	150	180	P	V
		5395.14	45.27	-8.73	54	32.76	35.27	10.77	33.53	150	180	A	V
Remark	1. No other spurious found. 2. All results are PASS against Peak and Average limit line.												

Band 1 5150~5250MHz

WIFI 802.11n HT40 + BLE_Tx_Ch39 (Harmonic @ 3m)

WIFI Ant. 1	Note	Frequency (MHz)	Level (dBμV/m)	Over Limit (dB)	Limit Line (dBμV/m)	Read Level (dBμV)	Antenna Factor (dB/m)	Path Loss (dB)	Preamp Factor (dB)	Ant Pos (cm)	Table Pos (deg)	Peak Avg. (P/A)	Pol. (H/V)
802.11n HT40 CH 38 5190MHz		10378.38	43.7	-24.6	68.3	49.07	38.33	16.97	60.67	100	360	P	H
		10378.38	44.59	-23.71	68.3	49.96	38.33	16.97	60.67	100	360	P	V
Remark	1. No other spurious found. 2. All results are PASS against Peak and Average limit line.												

Note symbol

*	**Fundamental Frequency** which can be ignored. However, the level of any unwanted emissions shall not exceed the level of the fundamental frequency.
!	Test result is **over limit** line.
P/A	**P**eak or **A**verage
H/V	**H**orizontal or **V**ertical

A calculation example for radiated spurious emission is shown as below:

WIFI	Note	Frequency	Level	Over	Limit	Read	Antenna	Path	Preamp	Ant	Table	Peak	Pol.
Ant.				Limit	Line	Level	Factor	Loss	Factor	Pos	Pos	Avg.	
1		(MHz)	(dBμV/m)	(dB)	(dBμV/m)	(dBμV)	(dB/m)	(dB)	(dB)	(cm)	(deg)	(P/A)	(H/V)
802.11b CH 01 2412MHz		2390	55.45	-18.55	74	54.51	32.22	4.58	35.86	103	308	P	H
		2390	43.54	-10.46	54	42.6	32.22	4.58	35.86	103	308	A	H

1. Path Loss(dB) = Cable loss(dB) + Filter loss(dB) + Attenuator loss(dB)
2. Level(dBμV/m) = Antenna Factor(dB/m) + Path Loss(dB) + Read Level(dBμV) - Preamp Factor(dB)
3. Over Limit(dB) = Level(dBμV/m) – Limit Line(dBμV/m)

For Peak Limit @ 2390MHz:

1. Level(dBμV/m)

= Antenna Factor(dB/m) + Path Loss(dB) + Read Level(dBμV) - Preamp Factor(dB)

= 32.22(dB/m) + 4.58(dB) + 54.51(dBμV) – 35.86 (dB)

= 55.45 (dBμV/m)

2. Over Limit(dB)

= Level(dBμV/m) – Limit Line(dBμV/m)

= 55.45(dBμV/m) – 74(dBμV/m)

= -18.55(dB)

For Average Limit @ 2390MHz:

1. Level(dBμV/m)

= Antenna Factor(dB/m) + Path Loss(dB) + Read Level(dBμV) - Preamp Factor(dB)

= 32.22(dB/m) + 4.58(dB) + 42.6(dBμV) – 35.86 (dB)

= 43.54 (dBμV/m)

2. Over Limit(dB) = Level(dBμV/m) – Limit Line(dBμV/m)

= 43.54(dBμV/m) – 54(dBμV/m)

= -10.46(dB)

Both peak and average measured complies with the limit line, so test result is “PASS”.

Appendix D. Radiated Spurious Emission Plots

Note symbol

-L	**Low channel location**
-R	**High channel location**

WIFI Tx With AP16(US)

UNII-1 - 5150~5250MHz---ANT 1

WIFI 802.11a (Band Edge @ 3m)

WIFI	UNII-1 5150~5250MHz Band Edge @ 3m	
ANT	802.11a CH36 5180MHz	
1	Horizontal	Fundamental
Peak	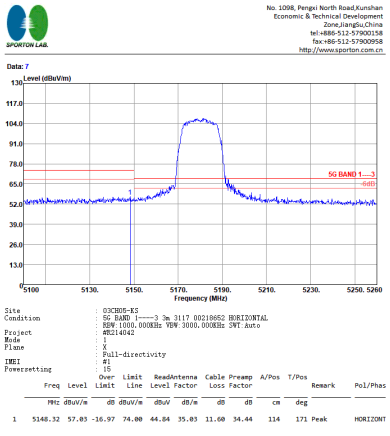	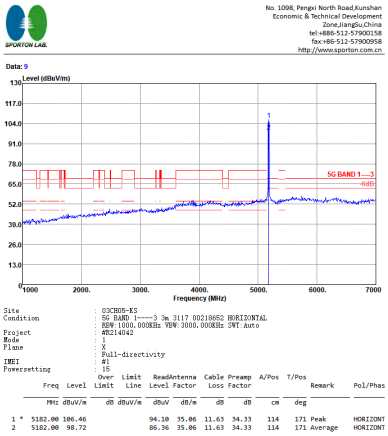
Avg.	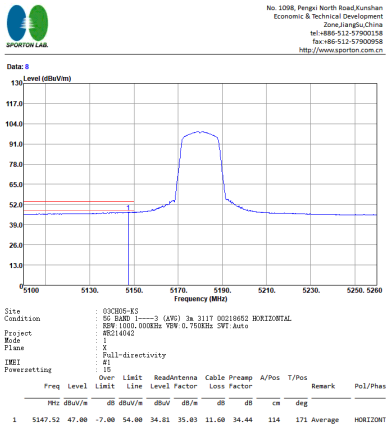	Left blank

WIFI	UNII-1 5150~5250MHz Band Edge @ 3m	
ANT	802.11a CH36 5180MHz	
1	Vertical	Fundamental
Peak	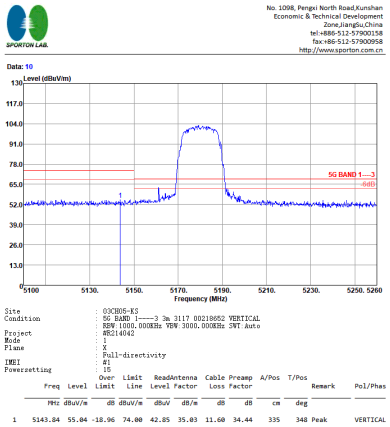	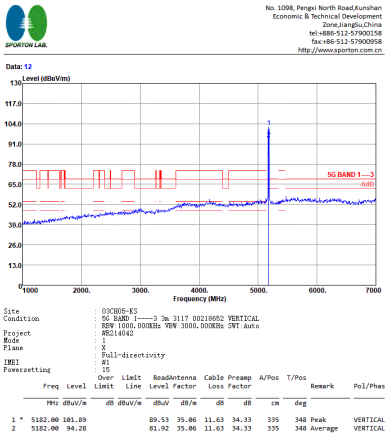
Avg.	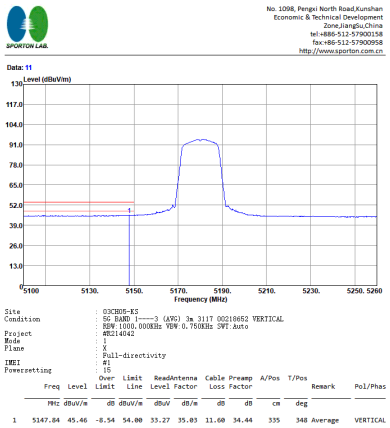	Left blank

WIFI	UNII-1 5150~5250MHz Band Edge @ 3m	
ANT	802.11a CH44 5220MHz - L	
1	Horizontal	Fundamental
Peak	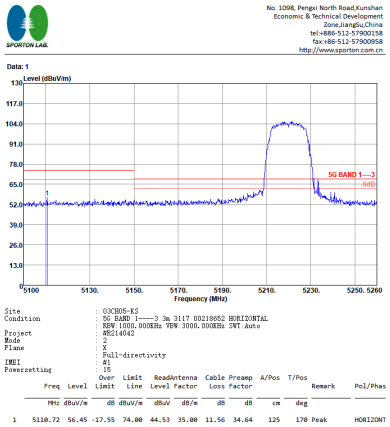	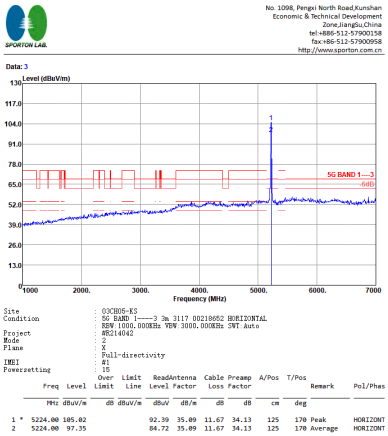
Avg.	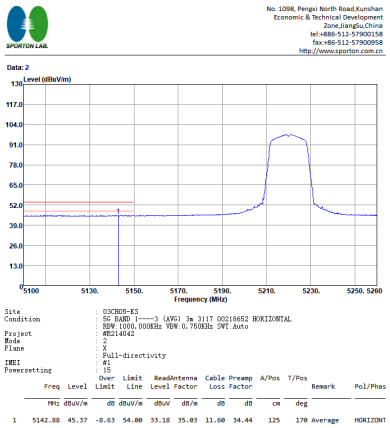	Left blank

WIFI	UNII-1 5150~5250MHz Band Edge @ 3m	
ANT	802.11a CH44 5220MHz - R	
1	Horizontal	Fundamental
Peak	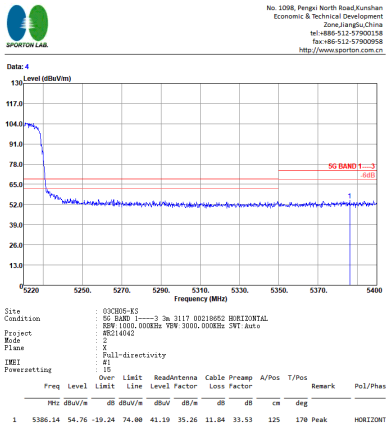	Left blank
Avg.	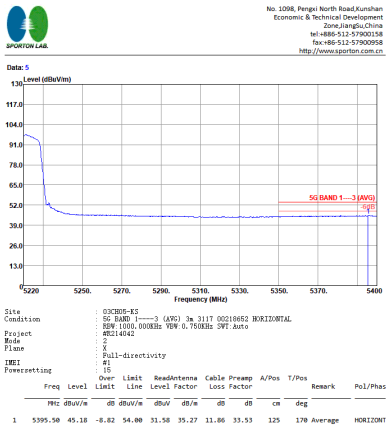	Left blank

WIFI	UNII-1 5150~5250MHz Band Edge @ 3m	
ANT	802.11a CH44 5220MHz - L	
1	Vertical	Fundamental
Peak	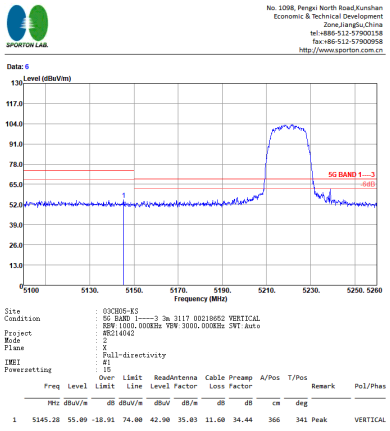	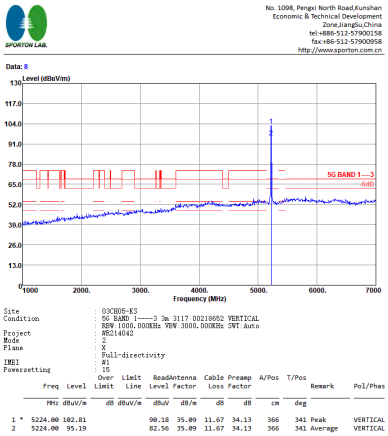
Avg.	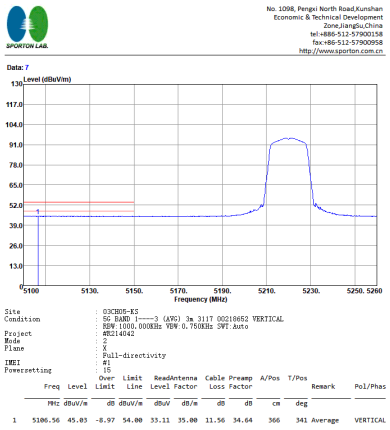	Left blank

WIFI	UNII-1 5150~5250MHz Band Edge @ 3m	
ANT	802.11a CH44 5220MHz - R	
1	Vertical	Fundamental
Peak	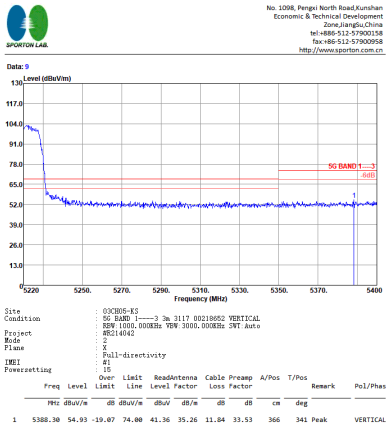	Left blank
Avg.	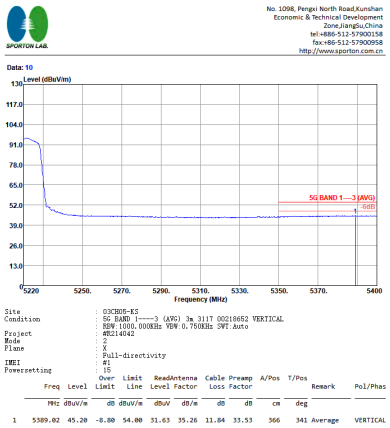	Left blank

WIFI	UNII-1 5150~5250MHz Band Edge @ 3m	
ANT	802.11a CH48 5240MHz	
1	Horizontal	Fundamental
Peak	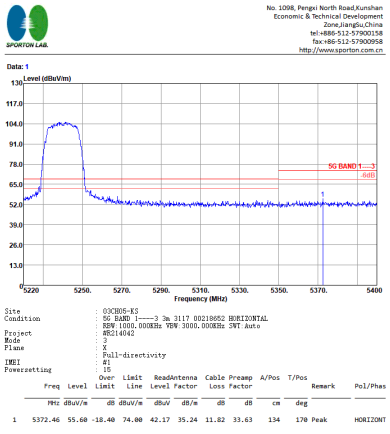	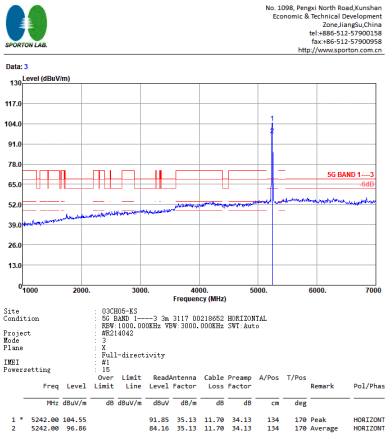
Avg.	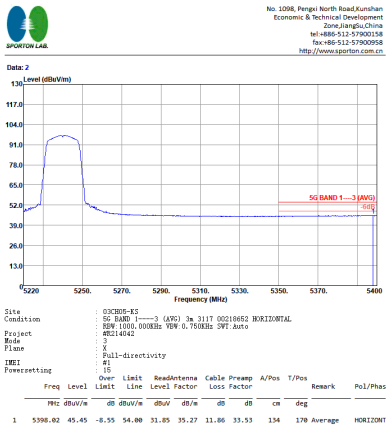	Left blank

WIFI	UNII-1 5150~5250MHz Band Edge @ 3m	
ANT	802.11a CH48 5240MHz	
1	Vertical	Fundamental
Peak	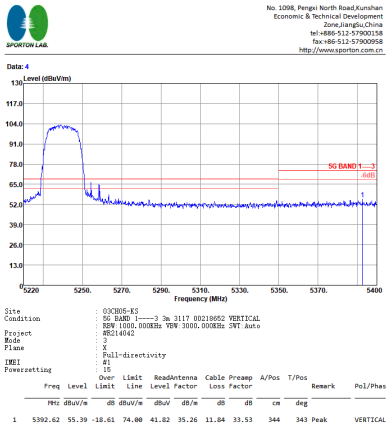	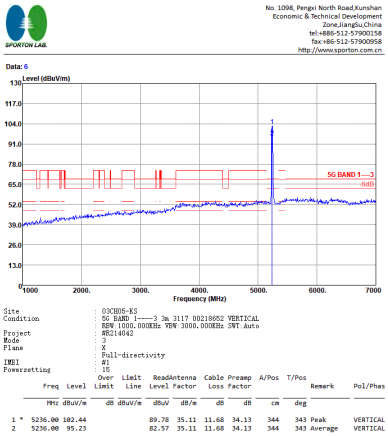
Avg.	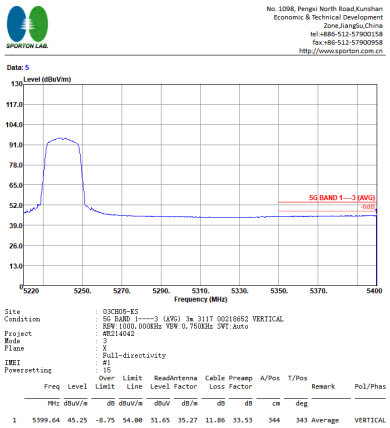	Left blank

UNII-1 5150~5250MHz

WIFI 802.11n HT20 (Band Edge @ 3m)

WIFI	UNII-1 5150~5250MHz Band Edge @ 3m	
ANT	802.11n HT20 CH36 5180MHz	
1	Horizontal	Fundamental
Peak	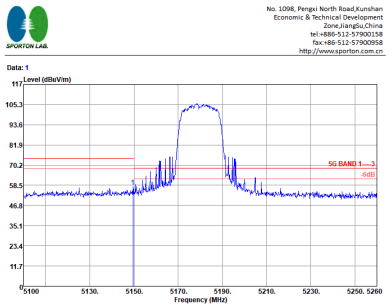	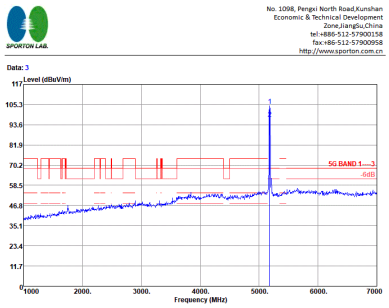
Avg.	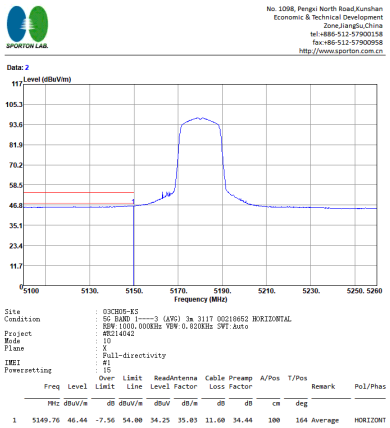	Left blank

WIFI	UNII-1 5150~5250MHz Band Edge @ 3m	
ANT	802.11n HT20 CH36 5180MHz	
1	Vertical	Fundamental
Peak	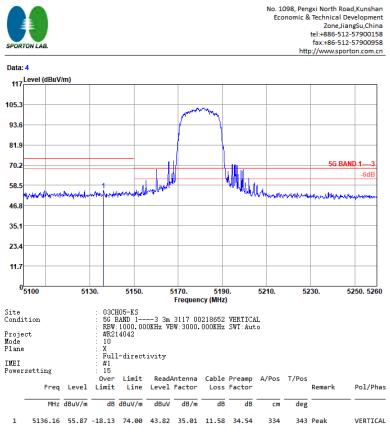	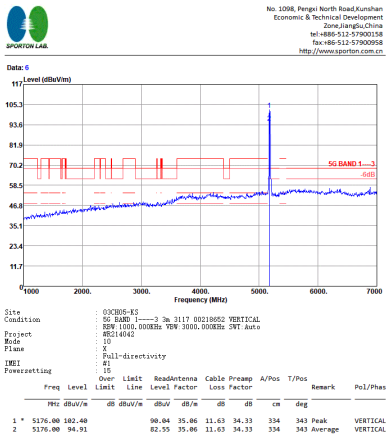
Avg.	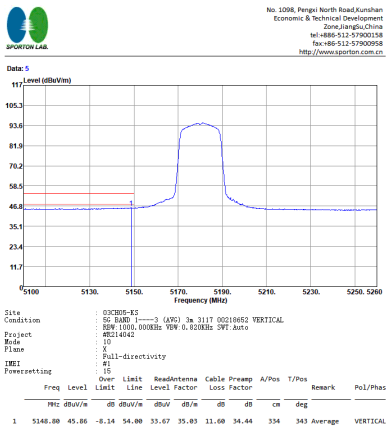	Left blank

WIFI	UNII-1 5150~5250MHz Band Edge @ 3m	
ANT	802.11n HT20 CH44 5220MHz - L	
1	Horizontal	Fundamental
Peak	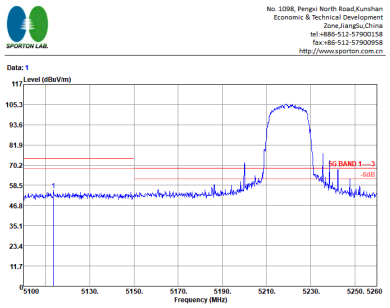 Site : 03CH05-KS Condition : 5G BAND 1----3 3m 3117 00218652 HORIZONTAL RBW:1000.000KHz VBW:3000.000KHz SWT:Auto Project : #R214042 Mode : 11 Plane : X IMEI : Full-directivity Powersetting : #1 : 15 Freq Level Over Limit Limit Line ReadAntenna Level Factor Cable Loss Preamp Factor A/Pos T/Pos Remark Pol/Phas MHz dBuV/m dB dBuV/m dBuV dB/m dB dB cm deg 1 5113.60 55.87 -18.13 74.00 43.95 35.00 11.56 34.64 108 109 Peak HORIZONT	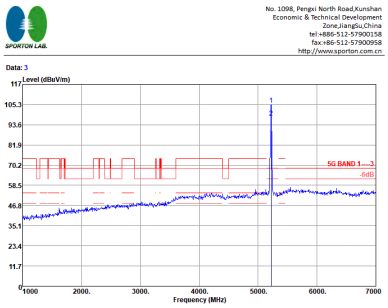 Site : 03CH05-KS Condition : 5G BAND 1----3 3m 3117 00218652 HORIZONTAL RBW:1000.000KHz VBW:3000.000KHz SWT:Auto Project : #R214042 Mode : 11 Plane : X IMEI : Full-directivity Powersetting : #1 : 15 Freq Level Over Limit Limit Line ReadAntenna Level Factor Cable Loss Preamp Factor A/Pos T/Pos Remark Pol/Phas MHz dBuV/m dB dBuV/m dBuV dB/m dB dB cm deg 1 * 5224.00 105.26 92.63 35.09 11.67 34.13 108 109 Peak HORIZONT 2 5224.00 97.87 85.24 35.09 11.67 34.13 108 109 Average HORIZONT
Avg.	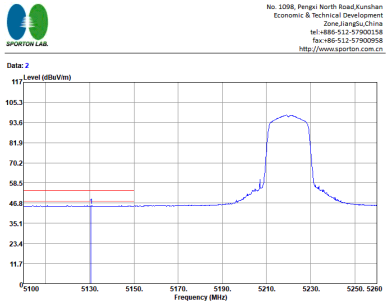 Site : 03CH05-KS Condition : 5G BAND 1----3 (AVG) 3m 3117 00218652 HORIZONTAL RBW:1000.000KHz VBW:0.820KHz SWT:Auto Project : #R214042 Mode : 11 Plane : X IMEI : Full-directivity Powersetting : #1 : 15 Freq Level Over Limit Limit Line ReadAntenna Level Factor Cable Loss Preamp Factor A/Pos T/Pos Remark Pol/Phas MHz dBuV/m dB dBuV/m dBuV dB/m dB dB cm deg 1 5150.56 45.38 -8.62 54.00 33.33 35.01 11.58 34.54 108 109 Average HORIZONT	Left blank

WIFI	UNII-1 5150~5250MHz Band Edge @ 3m	
ANT	802.11n HT20 CH44 5220MHz - R	
1	Horizontal	Fundamental
Peak	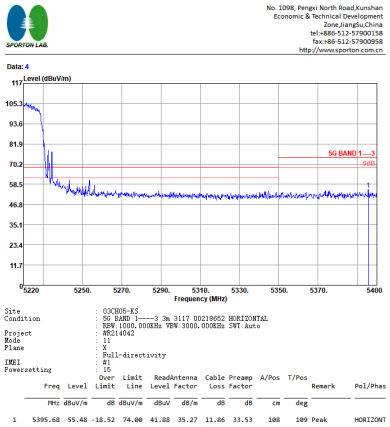	Left blank
Avg.	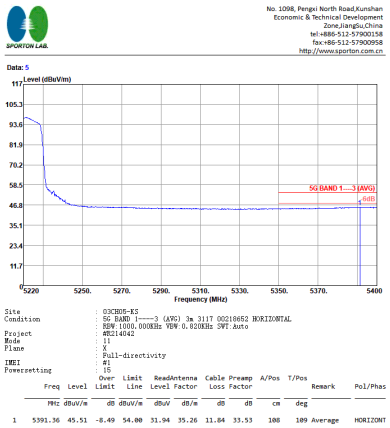	Left blank

WIFI	UNII-1 5150~5250MHz Band Edge @ 3m	
ANT	802.11n HT20 CH44 5220MHz - L	
1	Vertical	Fundamental
Peak	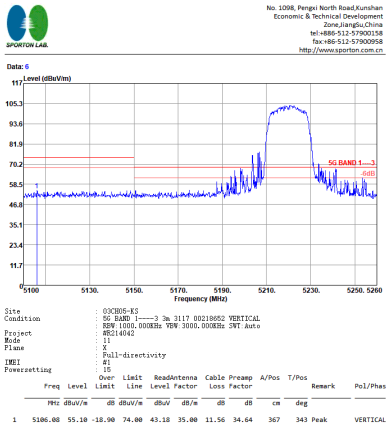	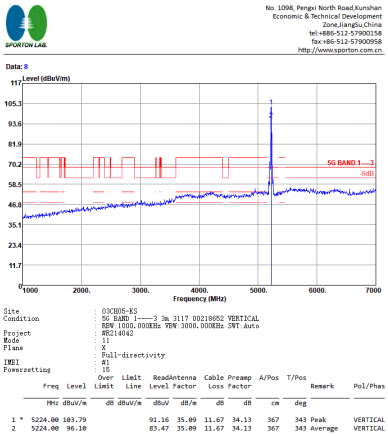
Avg.	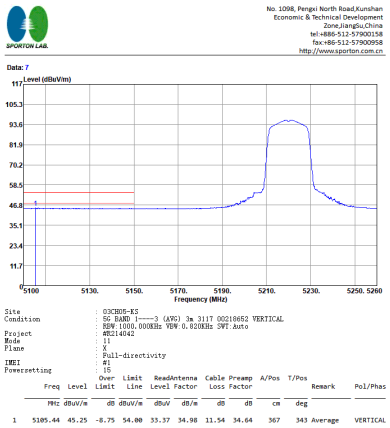	Left blank

WIFI	UNII-1 5150~5250MHz Band Edge @ 3m	
ANT	802.11n HT20 CH44 5220MHz - R	
1	Vertical	Fundamental
Peak	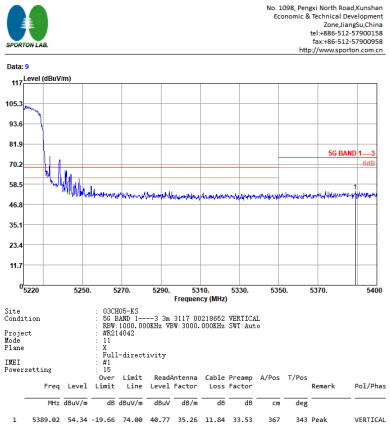	Left blank
Avg.	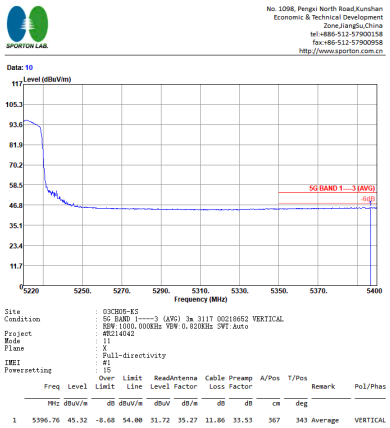	Left blank

WIFI	UNII-1 5150~5250MHz Band Edge @ 3m	
ANT	802.11n HT20 CH48 5240MHz	
1	Horizontal	Fundamental
Peak	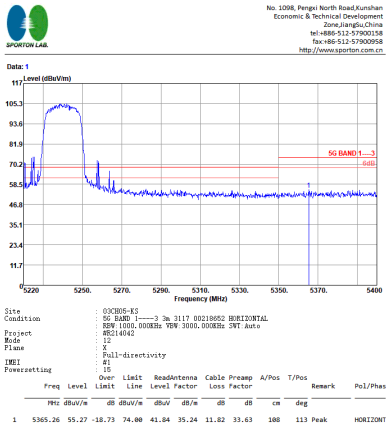	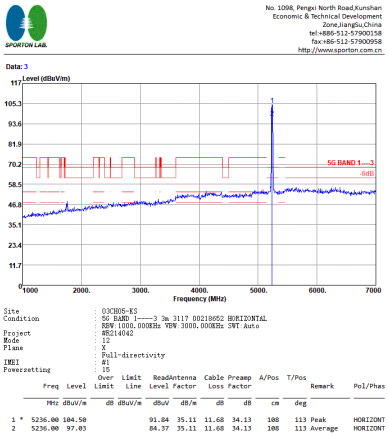
Avg.	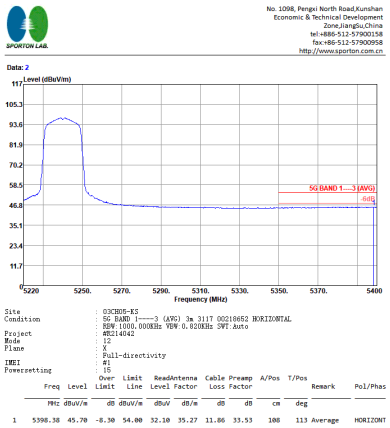	Left blank

WIFI	UNII-1 5150~5250MHz Band Edge @ 3m	
ANT	802.11n HT20 CH48 5240MHz - L	
1	Vertical	Fundamental
Peak	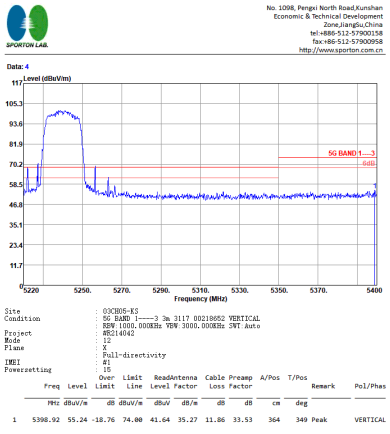	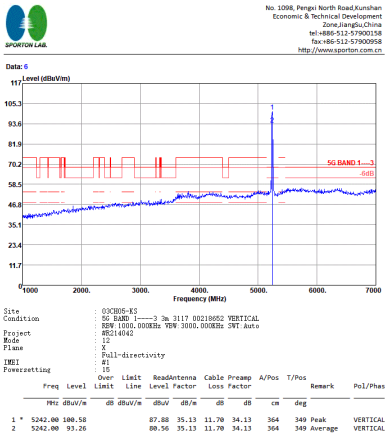
Avg.	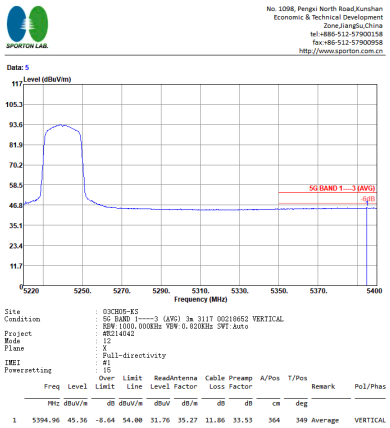	Left blank

UNII-1 5150~5250MHz

WIFI 802.11n HT40 (Band Edge @ 3m)

WIFI	UNII-1 5150~5250MHz Band Edge @ 3m	
ANT	802.11n HT40 CH38 5190MHz - L	
1	Horizontal	Fundamental
Peak	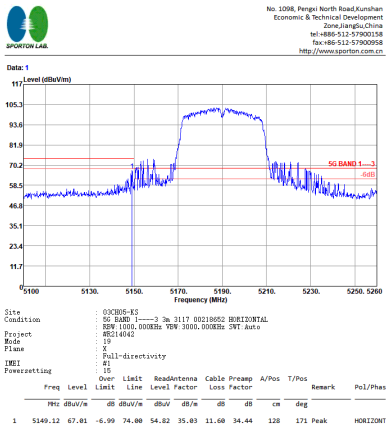	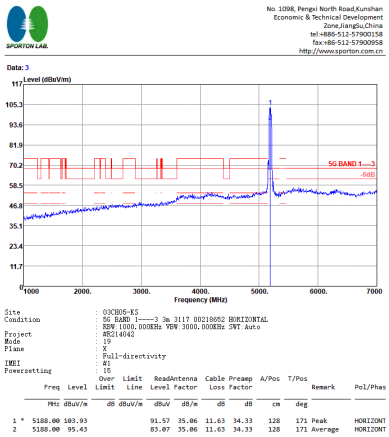
Avg.	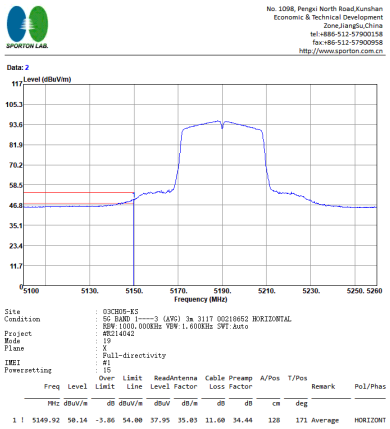	Left blank

WIFI	UNII-1 5150~5250MHz Band Edge @ 3m	
ANT	802.11n HT40 CH38 5190MHz - R	
1	Horizontal	Fundamental
Peak	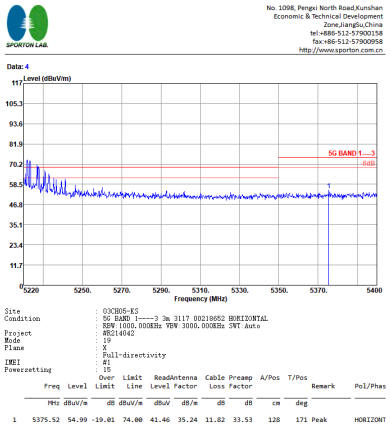	Left blank
Avg.	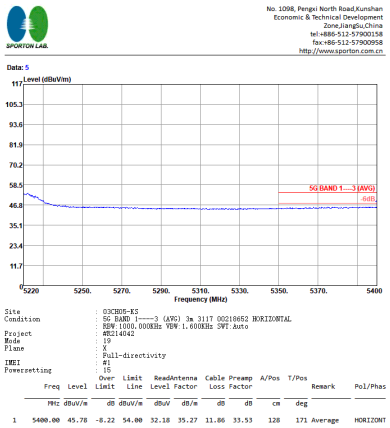	Left blank

WIFI	UNII-1 5150~5250MHz Band Edge @ 3m	
ANT	802.11n HT40 CH38 5190MHz - L	
1	Vertical	Fundamental
Peak	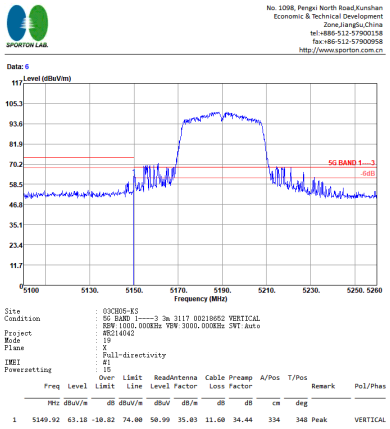	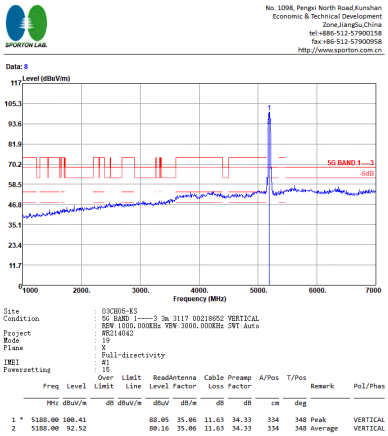
Avg.	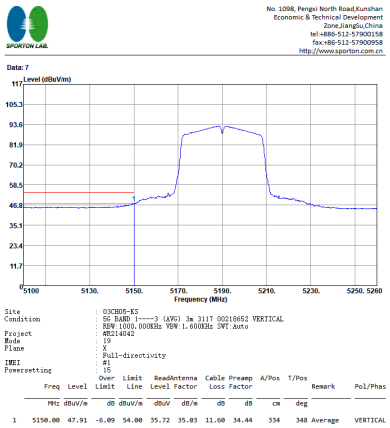	Left blank

WIFI	UNII-1 5150~5250MHz Band Edge @ 3m	
ANT	802.11n HT40 CH38 5190MHz - R	
1	Vertical	Fundamental
Peak	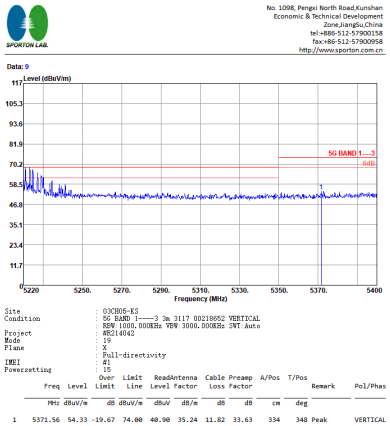	Left blank
Avg.	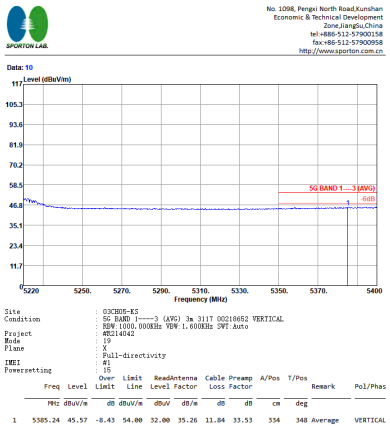	Left blank

WIFI	UNII-1 5150~5250MHz Band Edge @ 3m	
ANT	802.11n HT40 CH46 5230MHz - L	
1	Horizontal	Fundamental
Peak	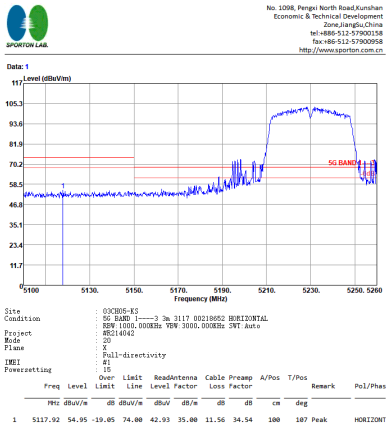	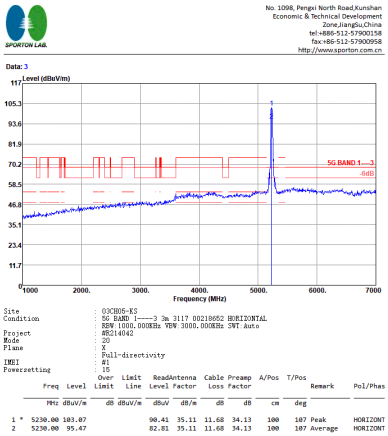
Avg.	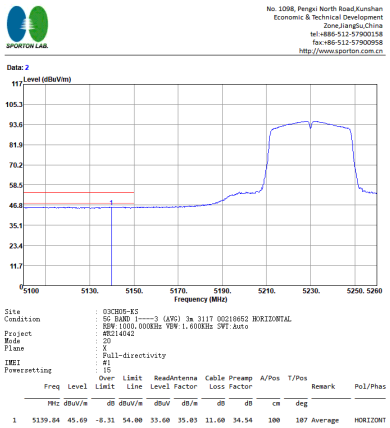	Left blank

WIFI	UNII-1 5150~5250MHz Band Edge @ 3m	
ANT	802.11n HT40 CH46 5230MHz - R	
1	Horizontal	Fundamental
Peak	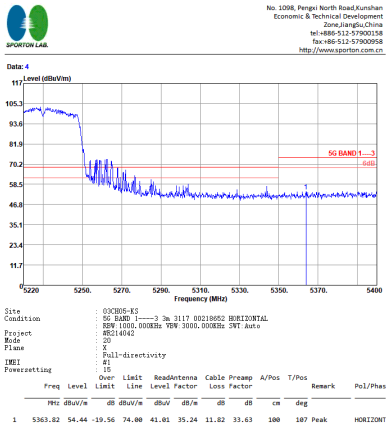	Left blank
Avg.	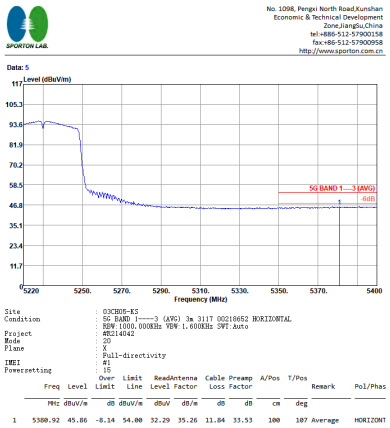	Left blank

WIFI	UNII-1 5150~5250MHz Band Edge @ 3m	
ANT	802.11n HT40 CH46 5230MHz - L	
1	Vertical	Fundamental
Peak	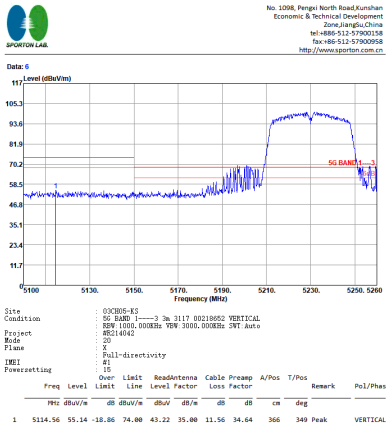	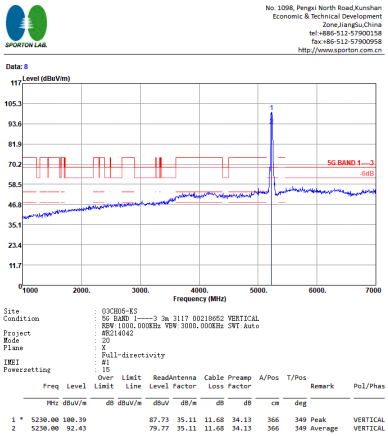
Avg.	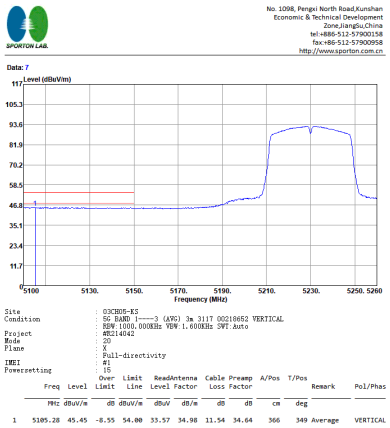	Left blank

WIFI	UNII-1 5150~5250MHz Band Edge @ 3m	
ANT	802.11n HT40 CH46 5230MHz - R	
1	Vertical	Fundamental
Peak	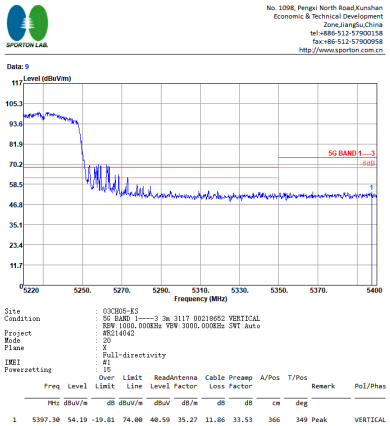	Left blank
Avg.	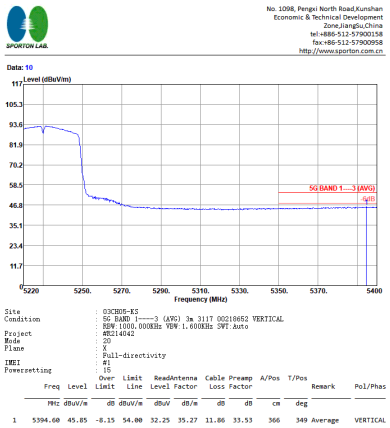	Left blank

UNII-1 5150~5250MHz
WIFI 802.11ac VHT80 (Band Edge @ 3m)

WIFI	UNII-1 5150~5250MHz Band Edge @ 3m	
ANT	802.11ac VHT80 CH42 5210MHz - L	
1	Horizontal	Fundamental
Peak	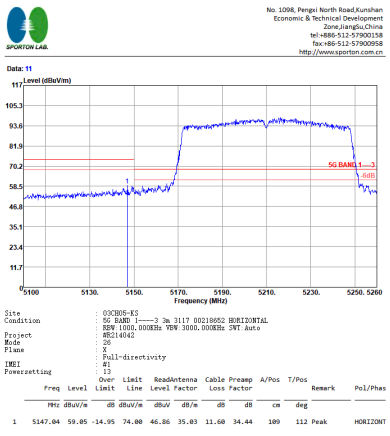	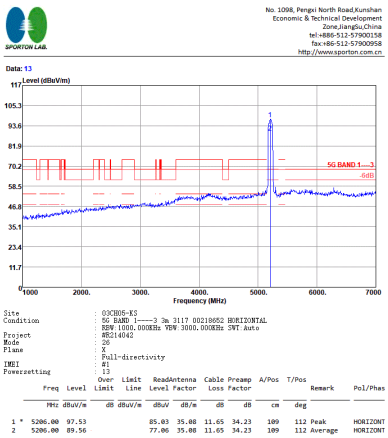
Avg.	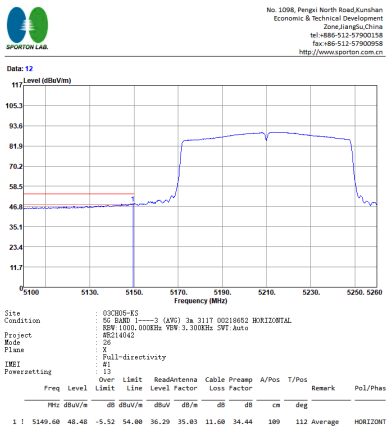	Left blank

WIFI	UNII-1 5150~5250MHz Band Edge @ 3m	
ANT	802.11ac VHT80 CH42 5210MHz - R	
1	Horizontal	Fundamental
Peak	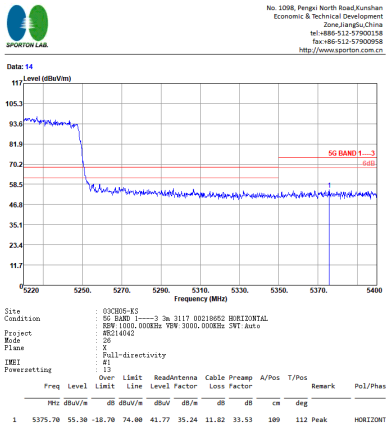	Left blank
Avg.	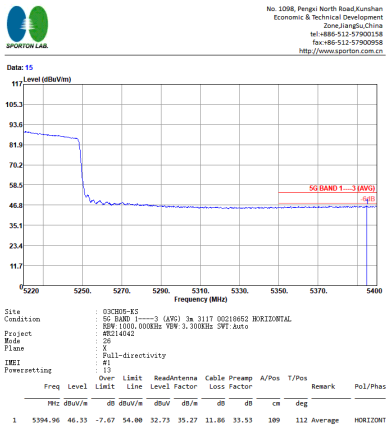	Left blank

WIFI	UNII-1 5150~5250MHz Band Edge @ 3m	
ANT	802.11ac VHT80 CH42 5210MHz - L	
1	Vertical	Fundamental
Peak	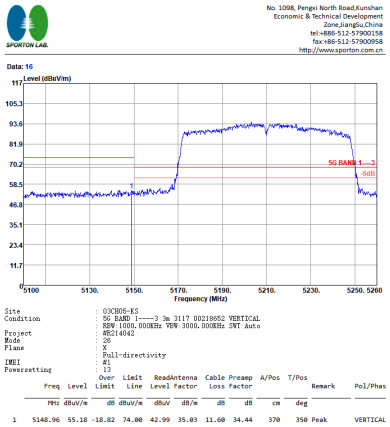	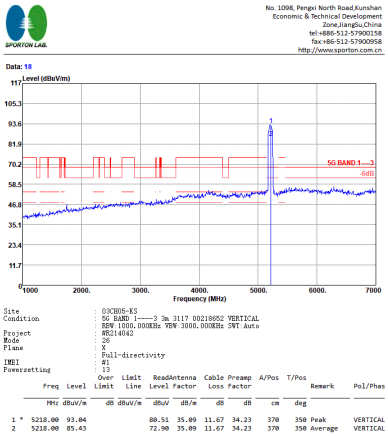
Avg.	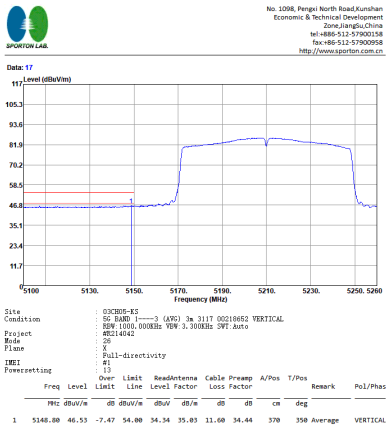	Left blank

WIFI	UNII-1 5150~5250MHz Band Edge @ 3m	
ANT	802.11ac VHT80 CH42 5210MHz - R	
1	Vertical	Fundamental
Peak	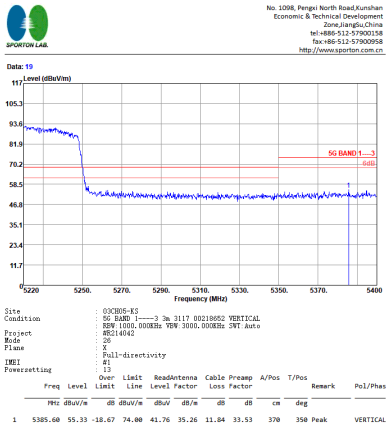	Left blank
Avg.	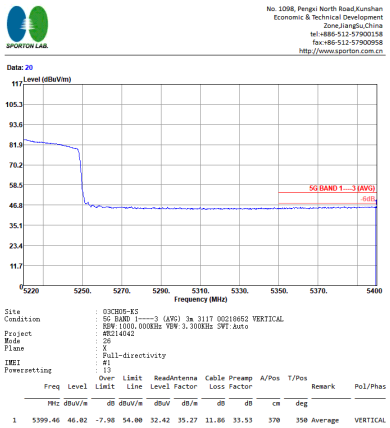	Left blank

UNII-1 - 5150~5250MHz---ANT 2

WIFI 802.11a (Band Edge @ 3m)

WIFI	UNII-1 5150~5250MHz Band Edge @ 3m	
ANT	802.11a CH36 5180MHz	
2	Horizontal	Fundamental
Peak	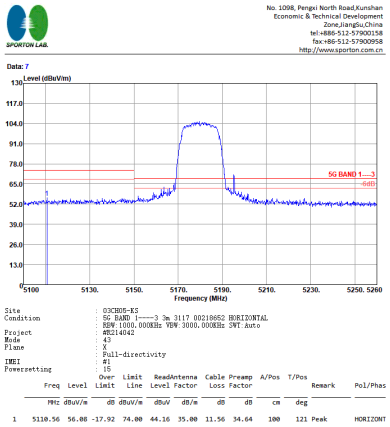	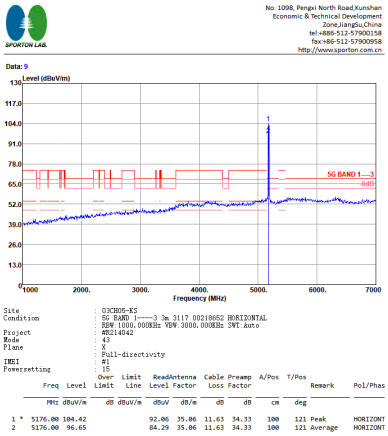
Avg.	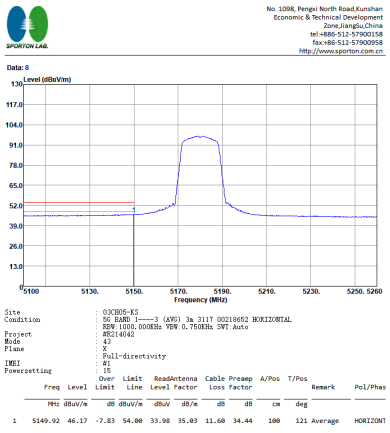	Left blank

WIFI	UNII-1 5150~5250MHz Band Edge @ 3m	
ANT	802.11a CH36 5180MHz	
2	Vertical	Fundamental
Peak	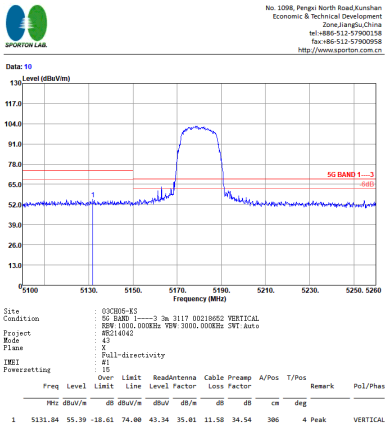	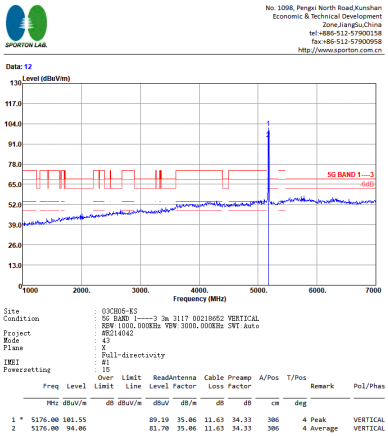
Avg.	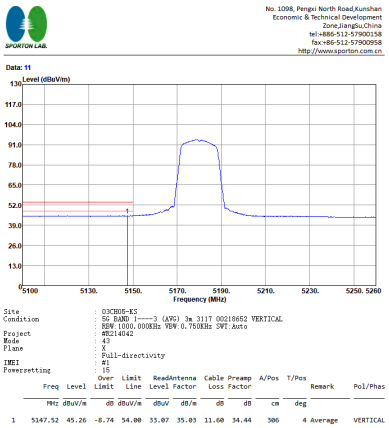	Left blank

WIFI	UNII-1 5150~5250MHz Band Edge @ 3m	
ANT	802.11a CH44 5220MHz - L	
2	Horizontal	Fundamental
Peak	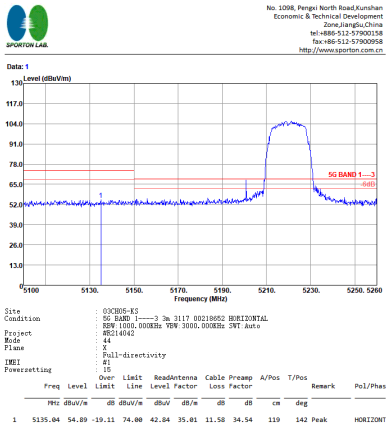	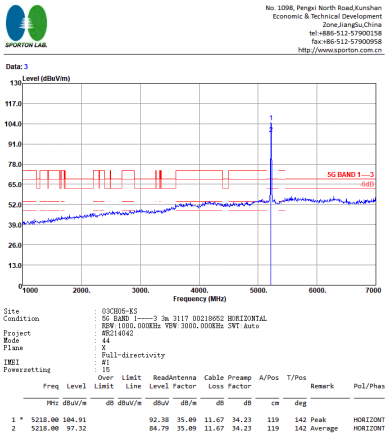
Avg.	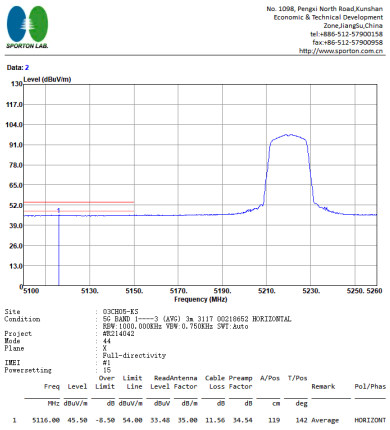	Left blank

WIFI	UNII-1 5150~5250MHz Band Edge @ 3m	
ANT	802.11a CH44 5220MHz - R	
2	Horizontal	Fundamental
Peak	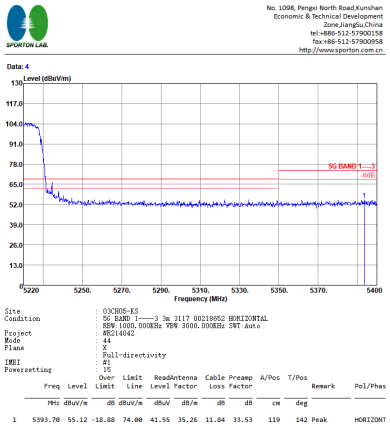	Left blank
Avg.	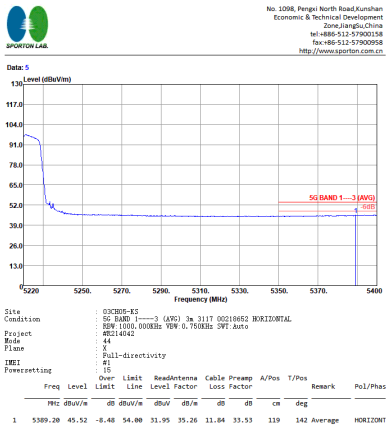	Left blank

WIFI	UNII-1 5150~5250MHz Band Edge @ 3m	
ANT	802.11a CH44 5220MHz - L	
2	Vertical	Fundamental
Peak	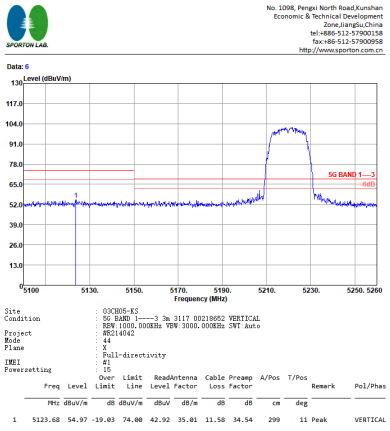	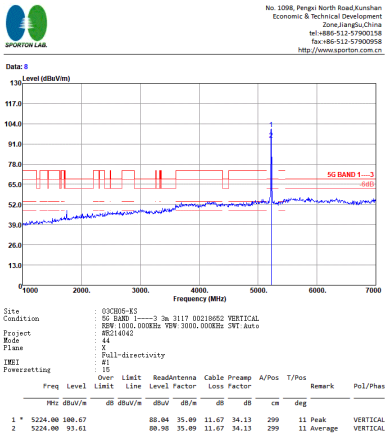
Avg.	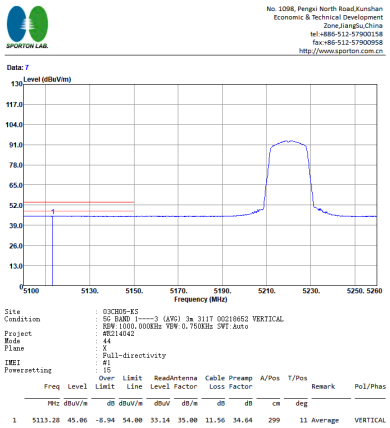	Left blank

WIFI	UNII-1 5150~5250MHz Band Edge @ 3m	
ANT	802.11a CH44 5220MHz - R	
2	Vertical	Fundamental
Peak	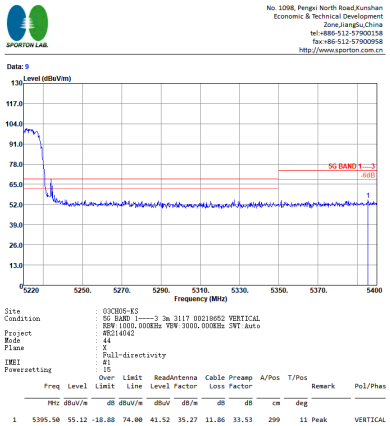	Left blank
Avg.	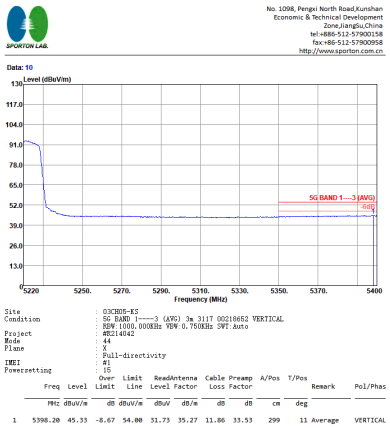	Left blank

WIFI	UNII-1 5150~5250MHz Band Edge @ 3m	
ANT	802.11a CH48 5240MHz - L	
2	Horizontal	Fundamental
Peak	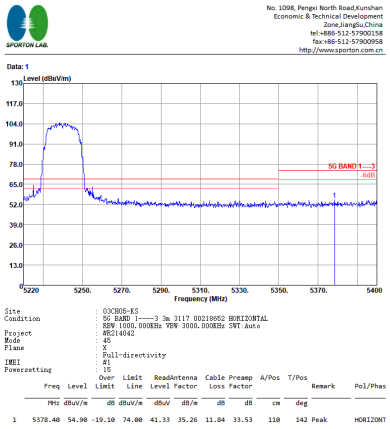	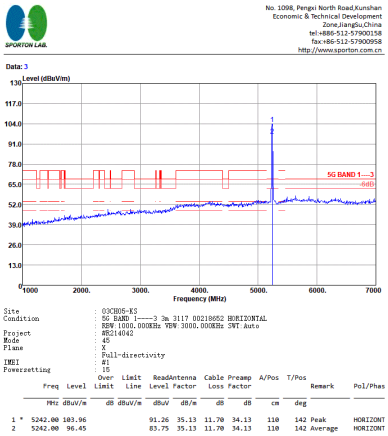
Avg.	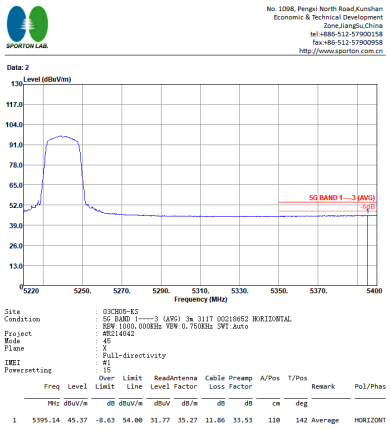	Left blank

WIFI	UNII-1 5150~5250MHz Band Edge @ 3m	
ANT	802.11a CH48 5240MHz	
2	Vertical	Fundamental
Peak	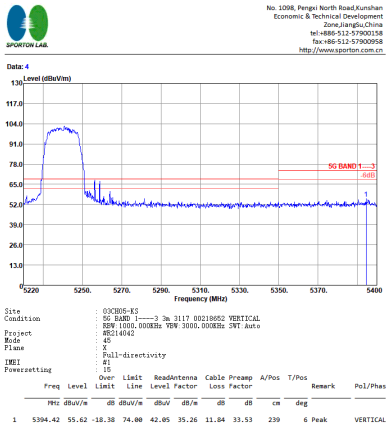	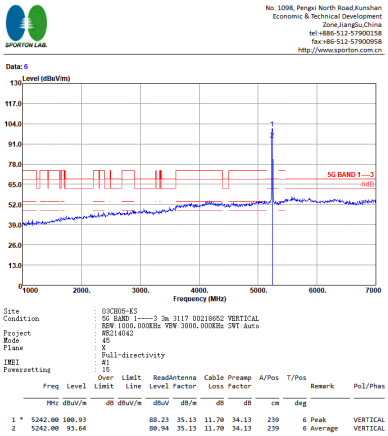
Avg.	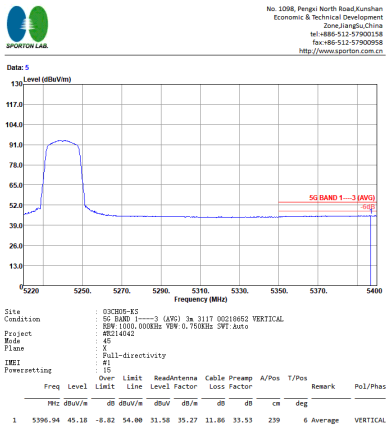	Left blank

UNII-1 5150~5250MHz

WIFI 802.11n HT20 (Band Edge @ 3m)

WIFI	UNII-1 5150~5250MHz Band Edge @ 3m	
ANT	802.11n HT20 CH36 5180MHz	
2	Horizontal	Fundamental
Peak	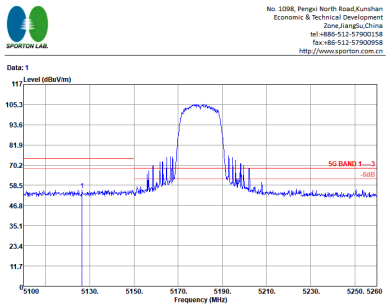	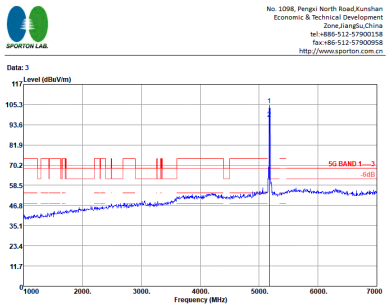
Avg.	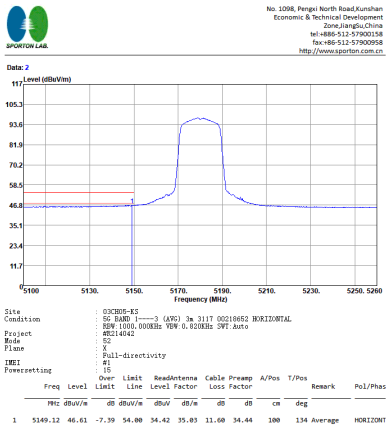	Left blank

WIFI	UNII-1 5150~5250MHz Band Edge @ 3m	
ANT	802.11n HT20 CH36 5180MHz	
2	Vertical	Fundamental
Peak	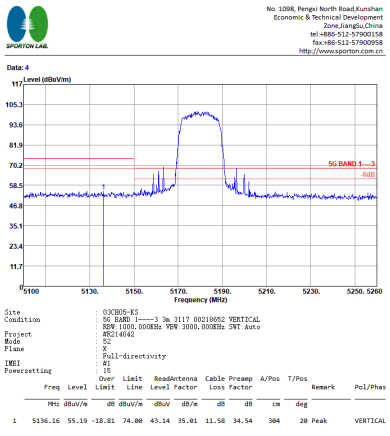	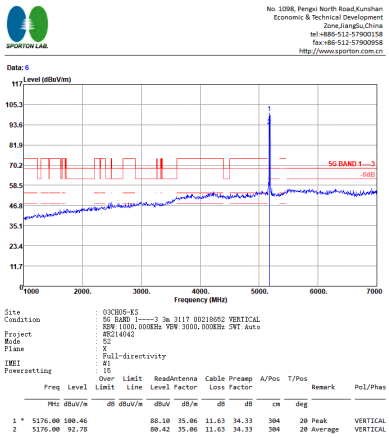
Avg.	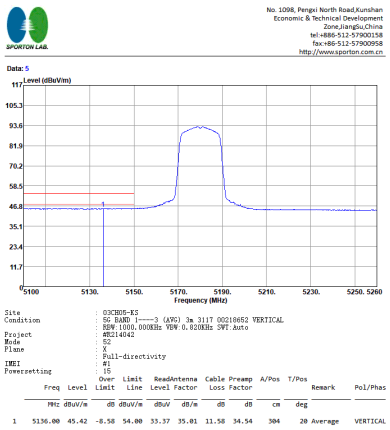	Left blank

WIFI	UNII-1 5150~5250MHz Band Edge @ 3m	
ANT	802.11n HT20 CH44 5220MHz - L	
2	Horizontal	Fundamental
Peak	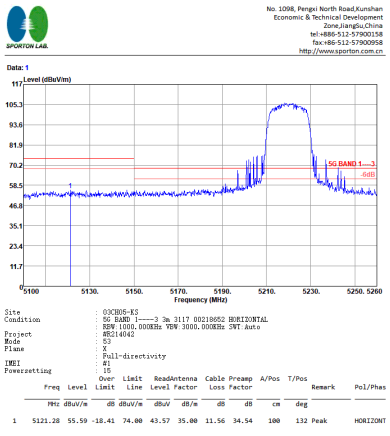	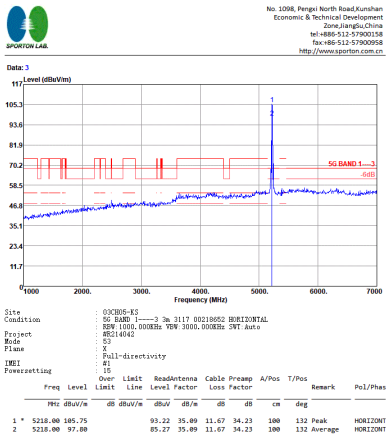
Avg.	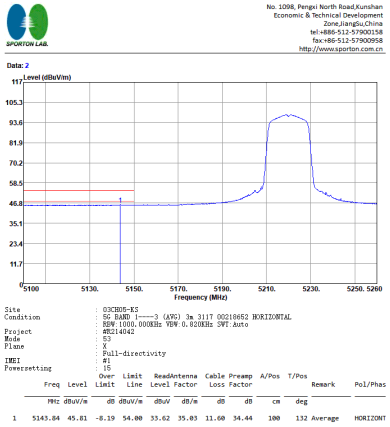	Left blank

WIFI	UNII-1 5150~5250MHz Band Edge @ 3m	
ANT	802.11n HT20 CH44 5220MHz - R	
2	Horizontal	Fundamental
Peak	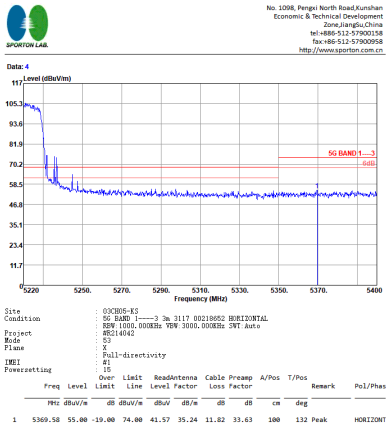	Left blank
Avg.	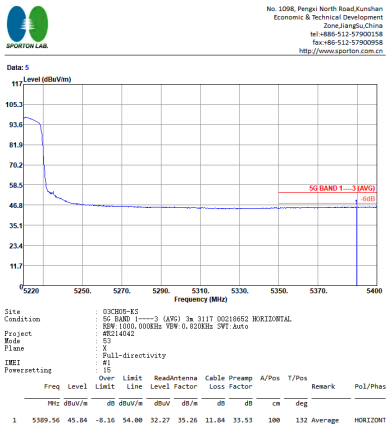	Left blank

WIFI	UNII-1 5150~5250MHz Band Edge @ 3m	
ANT	802.11n HT20 CH44 5220MHz - L	
2	Vertical	Fundamental
Peak	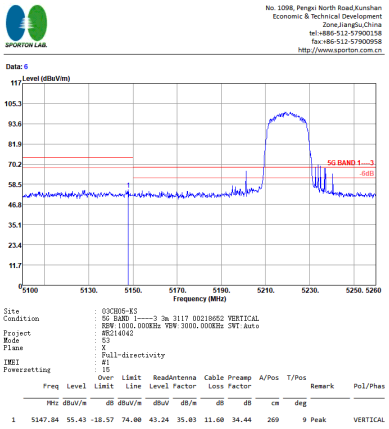	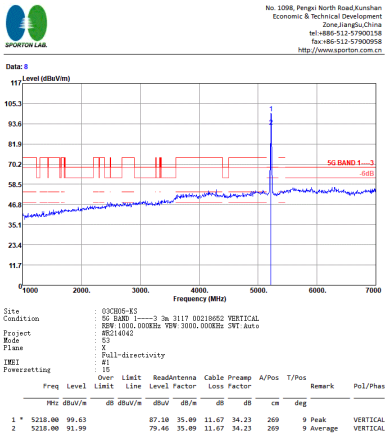
Avg.	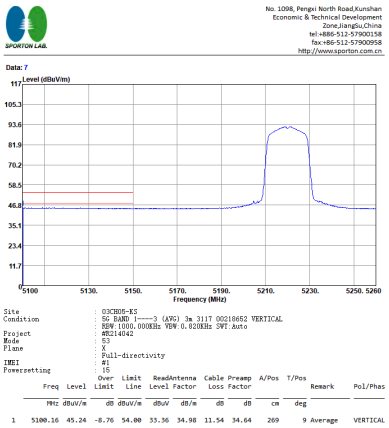	Left blank

WIFI	UNII-1 5150~5250MHz Band Edge @ 3m	
ANT	802.11n HT20 CH44 5220MHz - R	
2	Vertical	Fundamental
Peak	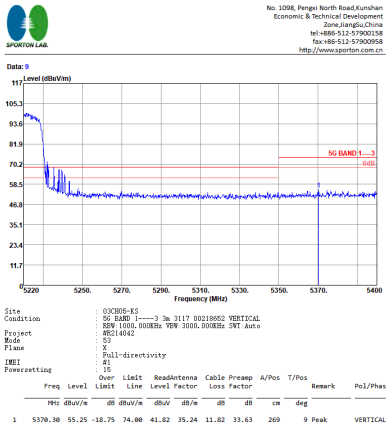	Left blank
Avg.	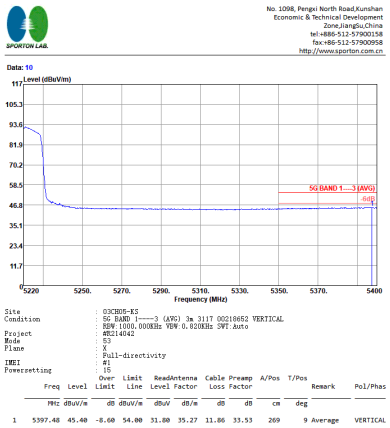	Left blank

WIFI	UNII-1 5150~5250MHz Band Edge @ 3m	
ANT	802.11n HT20 CH48 5240MHz - L	
2	Horizontal	Fundamental
Peak	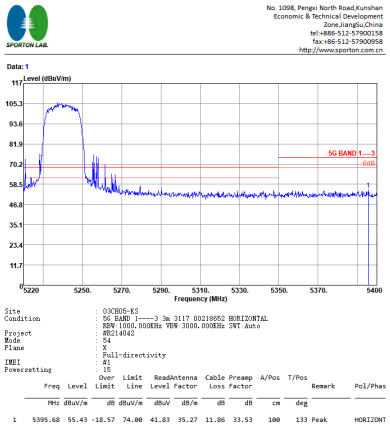	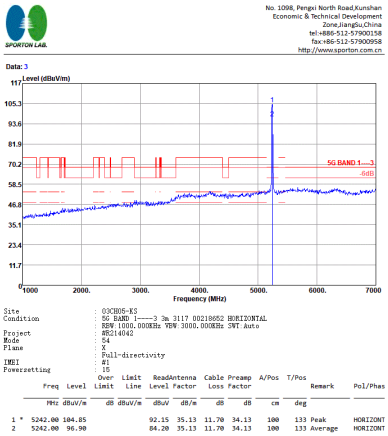
Avg.	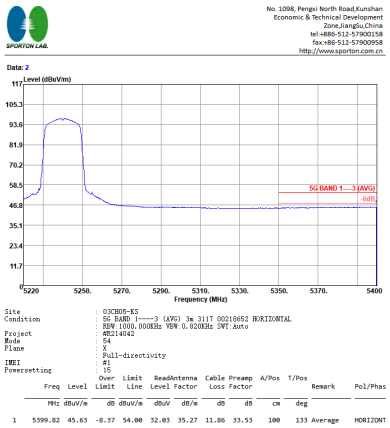	Left blank

WIFI	UNII-1 5150~5250MHz Band Edge @ 3m	
ANT	802.11n HT20 CH48 5240MHz - L	
2	Vertical	Fundamental
Peak	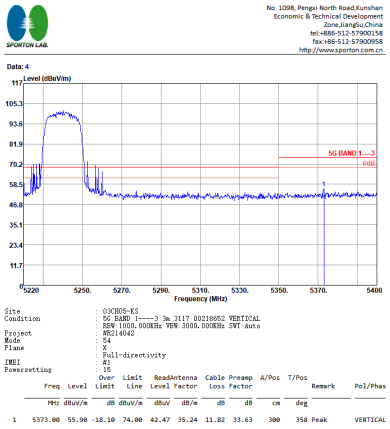	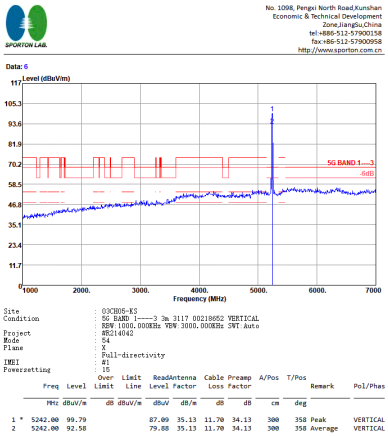
Avg.	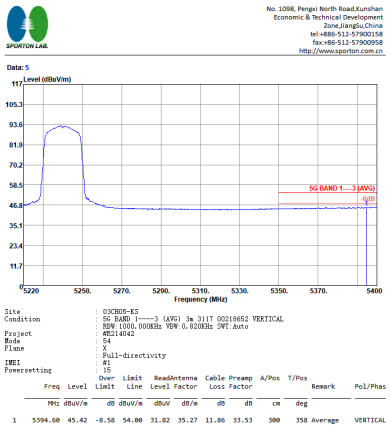	Left blank

UNII-1 5150~5250MHz

WIFI 802.11n HT40 (Band Edge @ 3m)

WIFI	UNII-1 5150~5250MHz Band Edge @ 3m	
ANT	802.11n HT40 CH38 5190MHz - L	
2	Horizontal	Fundamental
Peak	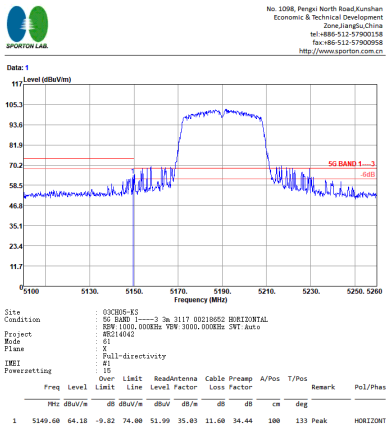	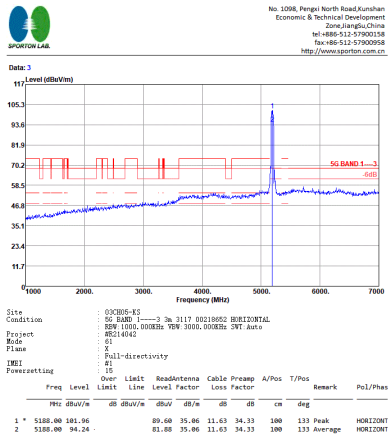
Avg.	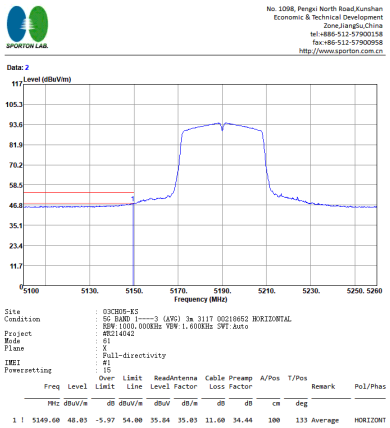	Left blank

WIFI	UNII-1 5150~5250MHz Band Edge @ 3m	
ANT	802.11n HT40 CH38 5190MHz - R	
2	Horizontal	Fundamental
Peak	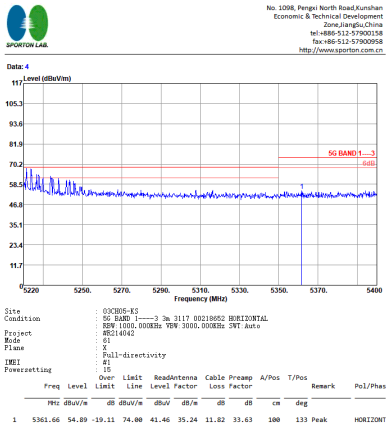	Left blank
Avg.	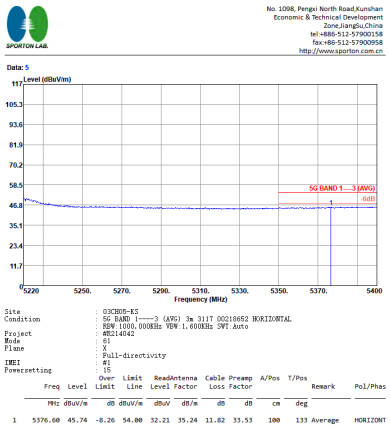	Left blank

WIFI	UNII-1 5150~5250MHz Band Edge @ 3m	
ANT	802.11n HT40 CH38 5190MHz - L	
2	Vertical	Fundamental
Peak	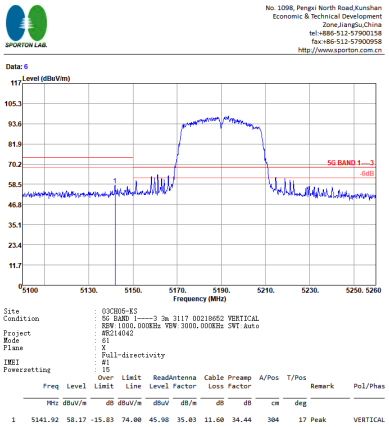	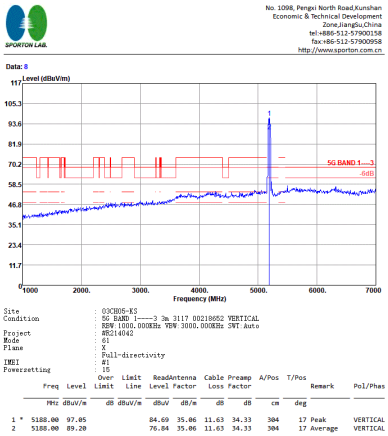
Avg.	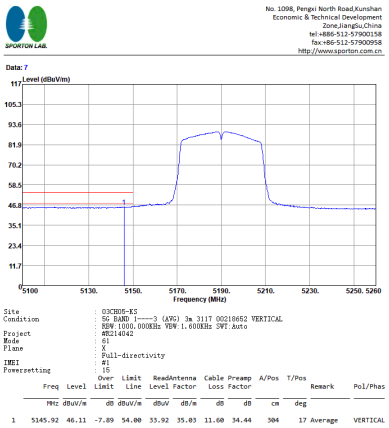	Left blank

WIFI	UNII-1 5150~5250MHz Band Edge @ 3m	
ANT	802.11n HT40 CH38 5190MHz - R	
2	Vertical	Fundamental
Peak	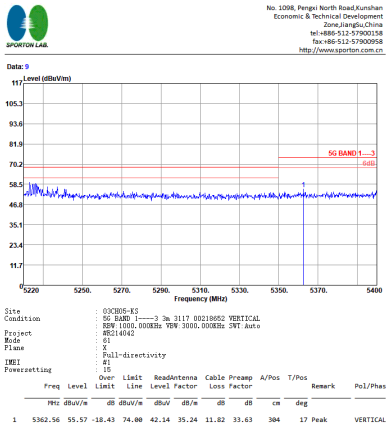	Left blank
Avg.	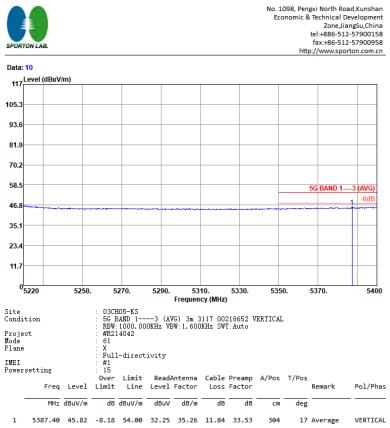	Left blank

WIFI	UNII-1 5150~5250MHz Band Edge @ 3m	
ANT	802.11n HT40 CH46 5230MHz - L	
2	Horizontal	Fundamental
Peak	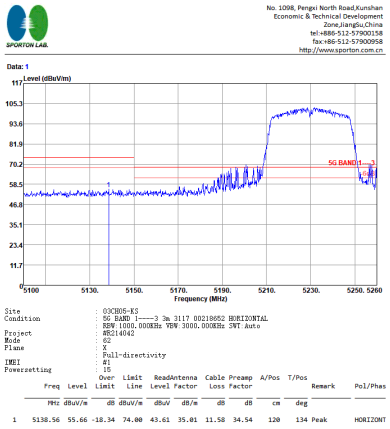	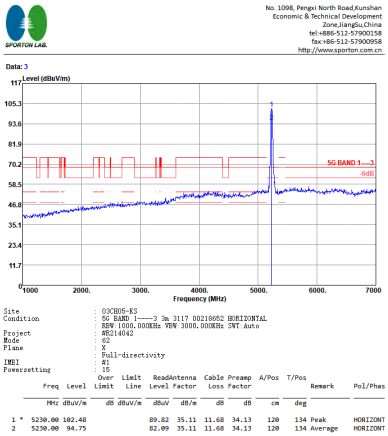
Avg.	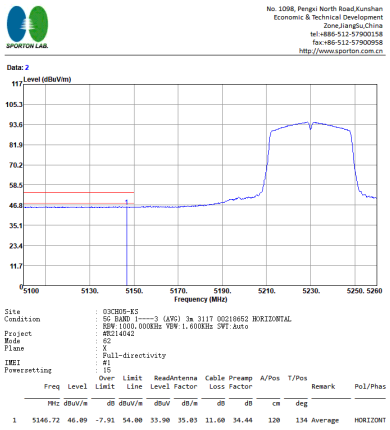	Left blank

WIFI	UNII-1 5150~5250MHz Band Edge @ 3m	
ANT	802.11n HT40 CH46 5230MHz - R	
2	Horizontal	Fundamental
Peak	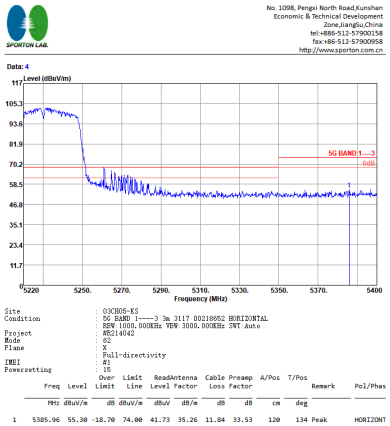	Left blank
Avg.	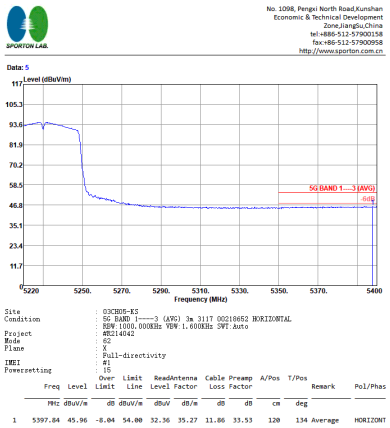	Left blank