CONTENTS
ABOUT THIS MANUAL
GETTING STARTED
SYSTEM OVERVIEW
SYSTEM SETUP
LIVE OPERATIONS
ANALYSIS OPERATIONS
ANALYSIS IMPACT PROCESSING
ANALYSIS REPORTS
LOG DATA
OMNISENSE™ WEB PORTAL
OMNISENSE™ MOBILE
OMNISENSE™ TOOLS
BASELINE FITNESS TESTING
FITNESS PARAMETERS
APPENDICES
> BioModule Firmware Upgrade
> BioModule Firmware Versions
> BioModule Log Data Descriptions
> BioModule Log Data Parameters
> Security Advice
EULA
SUPPORT
INDEX

APPENDIX 4
BioModule Log Data Parameters (44/53)

Average Step Period

Log Format	Enhanced Summary
Timestamp	DD/MM/YYYY hh:mm:ss.000
Reporting Frequency	1 Hz
Sample Data	0.655, 0.651, 0.647...
Range	0 - 1023
Units	Seconds
Invalid Value	None specified.
Sample Graph	
Notes	Time duration of a step, averaged over previous 10 steps. Zero if no steps detected for 5 seconds.

Jump Flight Time

Log Format	Summary & Enhanced Summary
Timestamp	DD/MM/YYYY hh:mm:ss.000
Reporting Frequency	1 Hz
Sample Data	0, 0, 0.58
Range	0 - 255
Units	Seconds
Invalid Value	None specified
Sample Graph	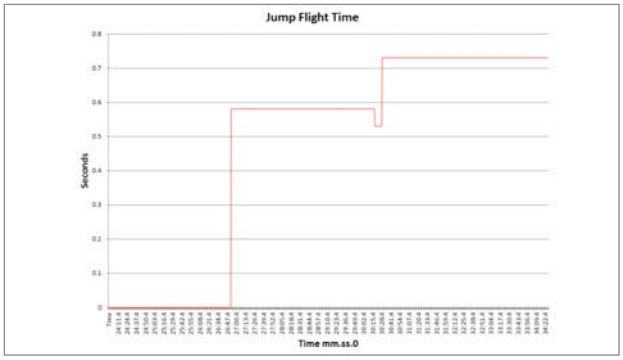
Notes	Last known value repeated until a new jump is detected.

CONTENTS
ABOUT THIS MANUAL
GETTING STARTED
SYSTEM OVERVIEW
SYSTEM SETUP
LIVE OPERATIONS
ANALYSIS OPERATIONS
ANALYSIS IMPACT PROCESSING
ANALYSIS REPORTS
LOG DATA
OMNISENSE™ WEB PORTAL
OMNISENSE™ MOBILE
OMNISENSE™ TOOLS
BASELINE FITNESS TESTING
FITNESS PARAMETERS
APPENDICES
> BioModule Firmware Upgrade
> BioModule Firmware Versions
> BioModule Log Data Descriptions
> BioModule Log Data Parameters
> Security Advice
EULA
SUPPORT
INDEX

APPENDIX 4
BioModule Log Data Parameters (45/53)

Peak Acceleration Phi Angle

Log Format	Enhanced Summary
Timestamp	DD/MM/YYYY hh:mm:ss.000
Reporting Frequency	1 Hz
Sample Data	167, 154, 72
Range	0 – 180
Units	Degrees from vertical
Invalid Value	None specified
Sample Graph	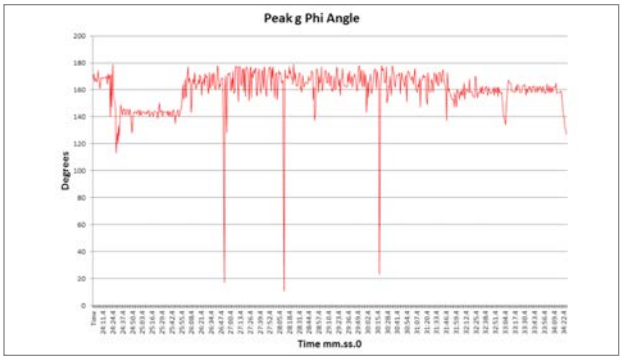
Notes	Direction of peak magnitude from vertical during previous epoch

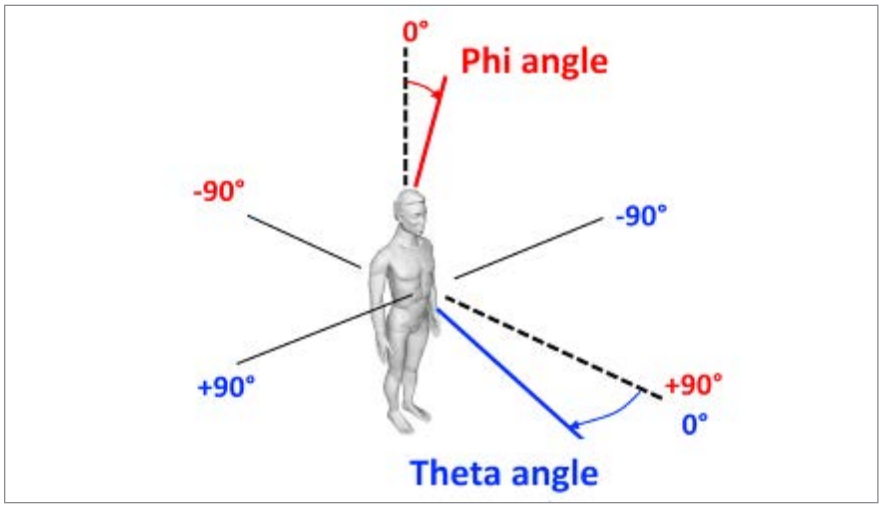

CONTENTS
ABOUT THIS MANUAL
GETTING STARTED
SYSTEM OVERVIEW
SYSTEM SETUP
LIVE OPERATIONS
ANALYSIS OPERATIONS
ANALYSIS IMPACT PROCESSING
ANALYSIS REPORTS
LOG DATA
OMNISENSE™ WEB PORTAL
OMNISENSE™ MOBILE
OMNISENSE™ TOOLS
BASELINE FITNESS TESTING
FITNESS PARAMETERS
APPENDICES
> BioModule Firmware Upgrade
> BioModule Firmware Versions
> BioModule Log Data Descriptions
> BioModule Log Data Parameters
> Security Advice
EULA
SUPPORT
INDEX

Peak Acceleration Theta Angle

Log Format	Enhanced Summary
Timestamp	DD/MM/YYYY hh:mm:ss.000
Reporting Frequency	1 Hz
Sample Data	167, 154, 72
Range	-180 to +180
Units	Degrees from subject heading
Invalid Value	None specified
Sample Graph	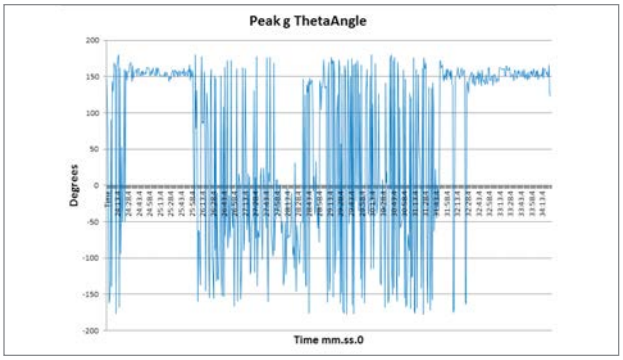
Notes	Direction of peak magnitude from horizontal (zero as shown below) during previous epoch.

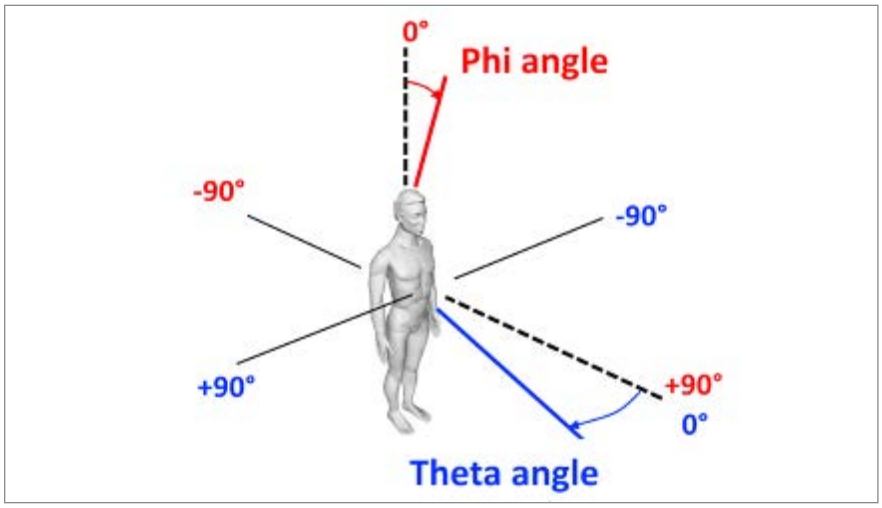

CONTENTS
ABOUT THIS MANUAL
GETTING STARTED
SYSTEM OVERVIEW
SYSTEM SETUP
LIVE OPERATIONS
ANALYSIS OPERATIONS
ANALYSIS IMPACT PROCESSING
ANALYSIS REPORTS
LOG DATA
OMNISENSE™ WEB PORTAL
OMNISENSE™ MOBILE
OMNISENSE™ TOOLS
BASELINE FITNESS TESTING
FITNESS PARAMETERS
APPENDICES
> BioModule Firmware Upgrade
> BioModule Firmware Versions
> BioModule Log Data Descriptions
> BioModule Log Data Parameters
> Security Advice
EULA
SUPPORT
INDEX

Heart R-R

Log Format	Summary & Enhanced Summary
Timestamp	DD/MM/YYYY hh:mm:ss.000
Reporting Frequency	Per R detection
Sample Data	891, 904, 1332...
Range	0 - 32767
Units	Milliseconds
Invalid Value	
Sample Graph	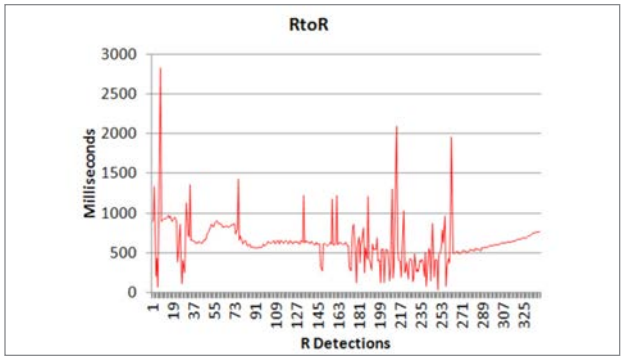
Notes	R events are not timestamped. If necessary, a timestamp can be created by initializing the first detection at the time indicated by the file name, and accumulating RR values to this baseline.

CONTENTS
ABOUT THIS MANUAL
GETTING STARTED
SYSTEM OVERVIEW
SYSTEM SETUP
LIVE OPERATIONS
ANALYSIS OPERATIONS
ANALYSIS IMPACT PROCESSING
ANALYSIS REPORTS
LOG DATA
OMNISENSE™ WEB PORTAL
OMNISENSE™ MOBILE
OMNISENSE™ TOOLS
BASELINE FITNESS TESTING
FITNESS PARAMETERS
APPENDICES
> BioModule Firmware Upgrade
> BioModule Firmware Versions
> BioModule Log Data Descriptions
> BioModule Log Data Parameters
> Security Advice
EULA
SUPPORT
INDEX

APPENDIX 4
BioModule Log Data Parameters (48/53)

Breath B-B

Log Format	Summary & Enhanced Summary
Timestamp	DD/MM/YYYY hh:mm:ss.000
Reporting Frequency	Per breath detection
Sample Data	6000, 2300, 2460...
Range	
Units	Milliseconds
Invalid Value	
Sample Graph	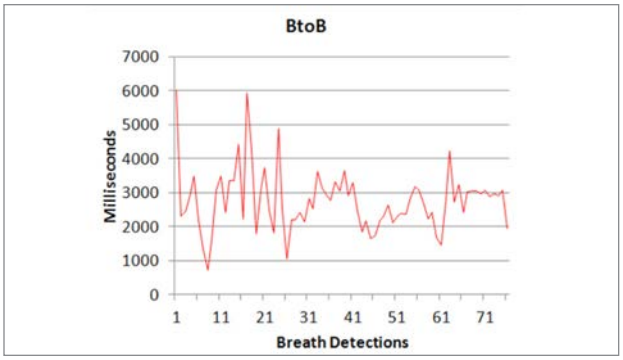
Notes	Breath events are not timestamped. If necessary, a timestamp can be created by initializing the first detection at the time indicated by the file name, and accumulating BB values to this. BB detections are unfiltered, so values outside the 850 – 15000 range generated by a breathing rate of 4 – 70 breaths/minute can be expected.

CONTENTS
ABOUT THIS MANUAL
GETTING STARTED
SYSTEM OVERVIEW
SYSTEM SETUP
LIVE OPERATIONS
ANALYSIS OPERATIONS
ANALYSIS IMPACT PROCESSING
ANALYSIS REPORTS
LOG DATA
OMNISENSE™ WEB PORTAL
OMNISENSE™ MOBILE
OMNISENSE™ TOOLS
BASELINE FITNESS TESTING
FITNESS PARAMETERS
APPENDICES
> BioModule Firmware Upgrade
> BioModule Firmware Versions
> BioModule Log Data Descriptions
> BioModule Log Data Parameters
> Security Advice
EULA
SUPPORT
INDEX

APPENDIX 4
BioModule Log Data Parameters (49/53)

Accel

Log Format	Summary & Waveform Enhanced Summary & Waveform
Timestamp	DD/MM/YYYY hh:mm:ss.000
Reporting Frequency	100 Hz
Sample Data	2061, 2063, 2063...
Range	0 - 4095
Units	
Invalid Value	4095
Sample Graph	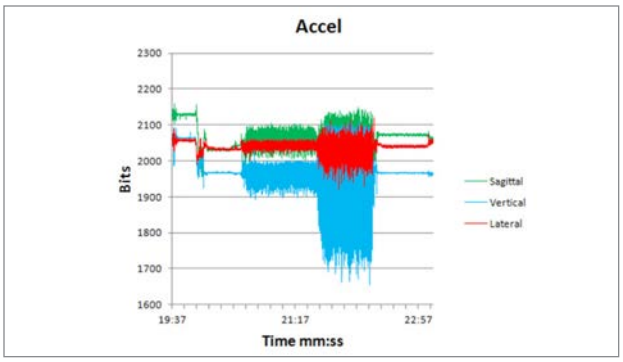
Notes	Raw 12 bit unfiltered accelerometer output, a separate value for each axis. Axes refer to subject orientation, if device is configured for the appropriate garment type. Centered at 2048, 1 g = 83 bits 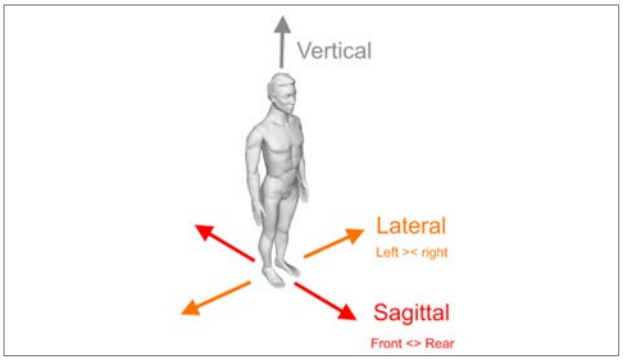

CONTENTS
ABOUT THIS MANUAL
GETTING STARTED
SYSTEM OVERVIEW
SYSTEM SETUP
LIVE OPERATIONS
ANALYSIS OPERATIONS
ANALYSIS IMPACT PROCESSING
ANALYSIS REPORTS
LOG DATA
OMNISENSE™ WEB PORTAL
OMNISENSE™ MOBILE
OMNISENSE™ TOOLS
BASELINE FITNESS TESTING
FITNESS PARAMETERS
APPENDICES
> BioModule Firmware Upgrade
> BioModule Firmware Versions
> BioModule Log Data Descriptions
> BioModule Log Data Parameters
> Security Advice
EULA
SUPPORT
INDEX

APPENDIX 4
BioModule Log Data Parameters (50/53)

Breathing Waveform

Log Format	Summary & Waveform Enhanced Summary & Waveform
Timestamp	DD/MM/YYYY hh:mm:ss.000
Reporting Frequency	25 Hz
Sample Data	7506772, 7490787, 7490787...
Range	1 - 16777215
Units	Bits
Invalid Value	0, 16777216
Sample Graph	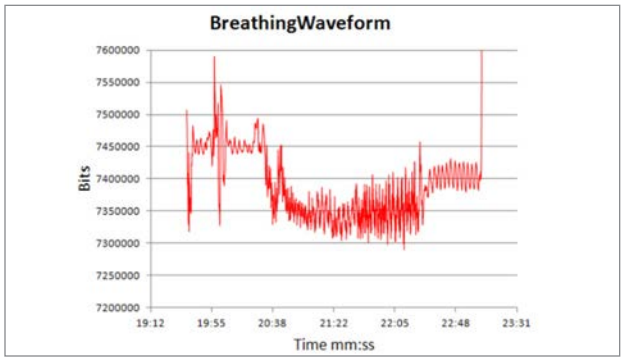
Notes	A 24-bit un-calibrated representation of the breathing sensor output

CONTENTS
ABOUT THIS MANUAL
GETTING STARTED
SYSTEM OVERVIEW
SYSTEM SETUP
LIVE OPERATIONS
ANALYSIS OPERATIONS
ANALYSIS IMPACT PROCESSING
ANALYSIS REPORTS
LOG DATA
OMNISENSE™ WEB PORTAL
OMNISENSE™ MOBILE
OMNISENSE™ TOOLS
BASELINE FITNESS TESTING
FITNESS PARAMETERS
APPENDICES
> BioModule Firmware Upgrade
> BioModule Firmware Versions
> BioModule Log Data Descriptions
> BioModule Log Data Parameters
> Security Advice
EULA
SUPPORT
INDEX

APPENDIX 4
BioModule Log Data Parameters (51/53)

ECG

Log Format	Summary & Waveform Enhanced Summary & Waveform
Timestamp	DD/MM/YYYY hh:mm:ss.000
Reporting Frequency	250 Hz
Sample Data	2167, 2167, 2166...
Range	0 - 4095
Units	Bits
Invalid Value	4095
Sample Graph	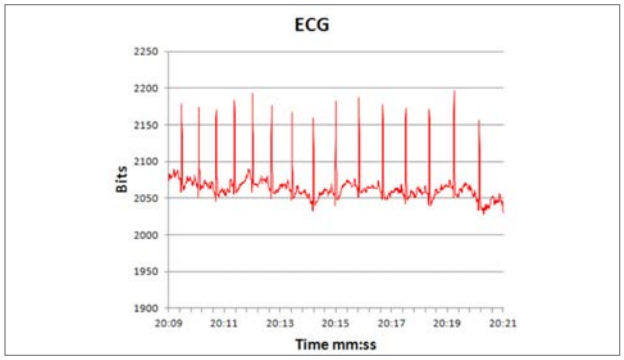
Notes	A 12-bit filtered ECG sensor output 1 bit = 0.0067025 mV (indicative)

CONTENTS
ABOUT THIS MANUAL
GETTING STARTED
SYSTEM OVERVIEW
SYSTEM SETUP
LIVE OPERATIONS
ANALYSIS OPERATIONS
ANALYSIS IMPACT PROCESSING
ANALYSIS REPORTS
LOG DATA
OMNISENSE™ WEB PORTAL
OMNISENSE™ MOBILE
OMNISENSE™ TOOLS
BASELINE FITNESS TESTING
FITNESS PARAMETERS
APPENDICES
> BioModule Firmware Upgrade
> BioModule Firmware Versions
> BioModule Log Data Descriptions
> BioModule Log Data Parameters
> Security Advice
EULA
SUPPORT
INDEX

APPENDIX 4
BioModule Log Data Parameters (52/53)

Accel

Log Format	Summary & Development Enhanced Summary & Development
Timestamp	DD/MM/YYYY hh:mm:ss.000
Reporting Frequency	100 Hz
Sample Data	491, 516, 514...
Range	0 - 1023
Units	Bits
Invalid Value	1023
Sample Graph	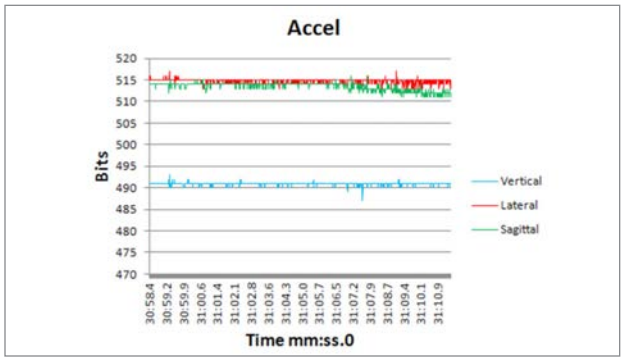
Notes	Raw 10 bit unfiltered accelerometer output. Axes refer to subject orientation, if device is configured for the appropriate garment type. The 12-bit resolution of Accel in the Summary & Waveform log format is reduced to 10-bit to provide additional space. Values are centered on 512 bits, 1g = 20.75 bits

CONTENTS
ABOUT THIS MANUAL
GETTING STARTED
SYSTEM OVERVIEW
SYSTEM SETUP
LIVE OPERATIONS
ANALYSIS OPERATIONS
ANALYSIS IMPACT PROCESSING
ANALYSIS REPORTS
LOG DATA
OMNISENSE™ WEB PORTAL
OMNISENSE™ MOBILE
OMNISENSE™ TOOLS
BASELINE FITNESS TESTING
FITNESS PARAMETERS
APPENDICES
> BioModule Firmware Upgrade
> BioModule Firmware Versions
> BioModule Log Data Descriptions
> BioModule Log Data Parameters
> Security Advice
EULA
SUPPORT
INDEX

APPENDIX 4
BioModule Log Data Parameters (53/53)

ECG

Log Format	Summary & Development Enhanced Summary & Development
Timestamp	DD/MM/YYYY hh:mm:ss.000
Reporting Frequency	1000 Hz
Sample Data	2167, 2167, 2166...
Range	0 - 4095
Units	Bits
Invalid Value	4095
Sample Graph	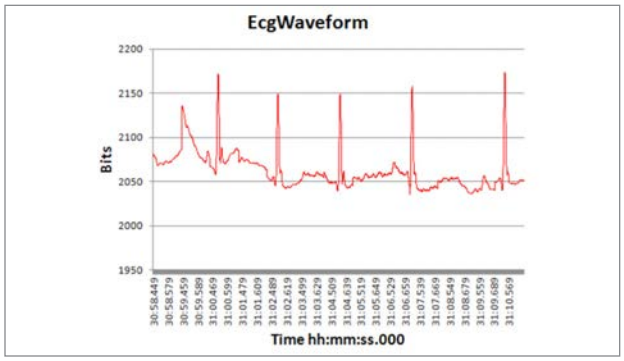
Notes	A 12-bit filtered ECG sensor output 1 bit = 0.0067025 mV indicative

CONTENTS
ABOUT THIS MANUAL
GETTING STARTED
SYSTEM OVERVIEW
SYSTEM SETUP
LIVE OPERATIONS
ANALYSIS OPERATIONS
ANALYSIS IMPACT PROCESSING
ANALYSIS REPORTS
LOG DATA
OMNISENSE™ WEB PORTAL
OMNISENSE™ MOBILE
OMNISENSE™ TOOLS
BASELINE FITNESS TESTING
FITNESS PARAMETERS
APPENDICES
> BioModule Firmware Upgrade
> BioModule Firmware Versions
> BioModule Log Data Descriptions
> BioModule Log Data Parameters
> Security Advice
EULA
SUPPORT
INDEX

APPENDIX 5
Security Advice (1/2)

Theft & Hacking

- Theft of and hacking into desktop PCs, laptop, tablets and mobile phones is a legitimate concern.
- There are a number of steps which can be taken to protect and prevent access to sensitive data held on any of these devices.

Desktop and Laptop Computers

- Lock your computer with a strong and unique password.
- Safeguard all passwords. Use a password manager. Change passwords regularly. Don't have them written down near your computer.
- Consistently lock your screen when you step away.
- Encrypt your hard drive - there are many 3rd party software options which can do this.
- Regularly back up your encrypted hard drive to another location.
- Keep your antivirus software, and operating system up to date.
- When online, don't open files or follow hyperlinks unless you are confident they are legitimate.
- When floating your mouse cursor over a hyperlink, its destination should appear in a tool tip at the bottom left of your browser window, showing the destination without you clicking on the link.

- Enable a firewall. All current Microsoft™* Windows™* versions - post XP - have a built-in firewall.
- Adjust the privacy and security settings of your chosen web browser. Browser Help will guide you through this. There are privacy-focussed browsers available as alternatives to the mainstream browsers in common use.
- Consider using a VPN (Virtual Private Network) internet connection. There are many free and low-cost options available. They will offer encrypted internet connections via intermediary servers.

CONTENTS
ABOUT THIS MANUAL
GETTING STARTED
SYSTEM OVERVIEW
SYSTEM SETUP
LIVE OPERATIONS
ANALYSIS OPERATIONS
ANALYSIS IMPACT PROCESSING
ANALYSIS REPORTS
LOG DATA
OMNISENSE™ WEB PORTAL
OMNISENSE™ MOBILE
OMNISENSE™ TOOLS
BASELINE FITNESS TESTING
FITNESS PARAMETERS
APPENDICES
> BioModule Firmware Upgrade
> BioModule Firmware Versions
> BioModule Log Data Descriptions
> BioModule Log Data Parameters
> Security Advice
EULA
SUPPORT
INDEX

APPENDIX 5
Security Advice (2/2)

Mobile Devices

- Lock your phone with a PIN, password or fingerprint detection. Set the password lock to be short (i.e. 30 seconds)
- Encrypt your phone - only necessary for older phones. Current iOS™* and Android™* phones already employ data encryption, though this may not apply to the phone's SD Card by default. Check your phone's security settings.
- Set up remote wipe and phone location. These services are available from all major phone manufacturers and will be available in the phone's settings or a pre-installed application.
- Back up your phone data to its associated cloud service.
- Avoid 3rd-party apps stay with Google Play™* apps for Android™* phones, and if an app requests access to too much data, then reject it. Check app reviews for integrity.
- Beware of phishing texts and emails - most are obvious and can be deleted without opening, but remain alert to their possibility.
- Avoid jail breaking or rooting your phone - this bypasses the phone's intended security protection.
- Use public Wi-Fi carefully.
- Download anti-malware software for your device.

CONTENTS
ABOUT THIS MANUAL
GETTING STARTED
SYSTEM OVERVIEW
SYSTEM SETUP
LIVE OPERATIONS
ANALYSIS OPERATIONS
ANALYSIS IMPACT PROCESSING
ANALYSIS REPORTS
LOG DATA
OMNISENSE™ WEB PORTAL
OMNISENSE™ MOBILE
OMNISENSE™ TOOLS
BASELINE FITNESS TESTING
FITNESS PARAMETERS
APPENDICES
EULA
SUPPORT
INDEX

EULA
End User License Agreement (1/6)

Zephyr OmniSense Software Application End-User License Agreement

PLEASE READ THIS END-USER LICENSE AGREEMENT ("EULA") CAREFULLY. BY INSTALLING OR USING THE SOFTWARE THAT ACCOMPANIES THIS EULA ("SOFTWARE"), YOU AGREE TO THE TERMS OF THIS EULA. IF YOU DO NOT AGREE, DO NOT USE THE SOFTWARE AND, IF APPLICABLE, RETURN IT TO THE PLACE OF PURCHASE FOR A FULL REFUND.

1. GENERAL.

This EULA is a legal agreement between you (either an individual or a single entity) and Zephyr Technology Corporation ("Zephyr"). This EULA governs the Software, which includes computer software (including online and electronic documentation) and any associated media and printed materials. This EULA applies to updates, supplements, and add-on components, that Zephyr may provide or make available to you unless Zephyr provides other terms with the update, supplement, or add-on component.

This Software contains the following:

- "Application Software" provides services or functionality on your PC or Server; and
- "Client Software/firmware" which allows a device to access or use the Server Application Software.

2. GRANT OF LICENSE.

Zephyr grants you the following rights, conditioned on your compliance with all the terms and conditions of this EULA:

1. Application Software. You may install a copy of the Application Software on up to 3 PC's or Servers. An additional license is required if you install another copy of the Application Software on more than 3 PC's or Servers.
2. Client Software/Firmware. You may install and use the Client Software/ Firmware on Zephyr devices only, and so long as these devices are connecting only with Zephyr Application Software.
3. DESCRIPTION OF OTHER RIGHTS AND LIMITATIONS. Reservation of Rights; Other Restrictions. The Software is protected by copyright and other intellectual property laws and treaties. Zephyr or its suppliers own the title, copyright, and other intellectual property rights in the Software. The Software is licensed, not sold. Zephyr reserves all rights not expressly granted to you in this EULA. Notwithstanding any other provision in this EULA, this EULA does not grant a license, under any Zephyr intellectual property, to implement any functionality contained in the Software (including without limitation communication protocols used by the Software) in any software installed on a device accessing or utilizing the Application Software. Reverse engineering, de-compiling, or disassembling the Software is prohibited, except and only to the extent that such activity is expressly permitted by applicable law notwithstanding this limitation.
4. PRODUCT SUPPORT SERVICES. Zephyr may provide you with produce services related to the Software. Use of any such support services is governed by the Zephyr policies. Any software Zephyr may provide you as part of support services are governed by this EULA, unless separate terms are provided. This EULA does not obligate Zephyr to provide any support services or to support any software provided as part of those services.

CONTENTS
ABOUT THIS MANUAL
GETTING STARTED
SYSTEM OVERVIEW
SYSTEM SETUP
LIVE OPERATIONS
ANALYSIS OPERATIONS
ANALYSIS IMPACT PROCESSING
ANALYSIS REPORTS
LOG DATA
OMNISENSE™ WEB PORTAL
OMNISENSE™ MOBILE
OMNISENSE™ TOOLS
BASELINE FITNESS TESTING
FITNESS PARAMETERS
APPENDICES
EULA
SUPPORT
INDEX

5. CONSENT TO USE OF DATA. You agree that Zephyr may collect and use technical information gathered as part of the support services provided to you, if any, related to the Software. Zephyr may use this information solely to improve our products or to provide customized services or technologies to you and will not disclose this information in a form that personally identifies you.
6. TERMINATION. Without prejudice to any other rights, Zephyr may terminate this EULA if you are not in compliance with all the terms and conditions of this EULA. In such event, you must destroy all copies of the Software and all of its component parts.

The following Limited Warranty applies if you acquired this Software in the United States:

LIMITED WARRANTY FOR SOFTWARE ACQUIRED IN THE US.

Zephyr warrants that the Software will perform substantially in accordance with the accompanying materials for a period of ninety (90) days from the date of receipt.

If an implied warranty or condition is created by your state/jurisdiction and federal or state law prohibits disclaimer of it, you also have an implied warranty or condition, BUT ONLY AS TO DEFECTS DISCOVERED DURING THE PERIOD OF THIS LIMITED WARRANTY (NINETY DAYS). AS TO ANY DEFECTS DISCOVERED AFTER THE NINETY-DAY PERIOD, THERE IS NO WARRANTY OR CONDITION OF ANY KIND. Some states/jurisdictions do not allow limitations on how long an implied warranty or condition lasts, so the above limitation may not apply to you.

Any supplements or updates to the Software, including without limitation, any (if any) service packs or fixes provided to you after the expiration of the ninety-day Limited Warranty period are not covered by any warranty or condition, express, implied or statutory.

LIMITATION ON REMEDIES; NO CONSEQUENTIAL OR OTHER DAMAGES.

Your exclusive remedy for any breach of this Limited Warranty is as set forth below. Except for any refund elected by Zephyr, YOU ARE NOT ENTITLED TO ANY DAMAGES, INCLUDING BUT NOT LIMITED TO CONSEQUENTIAL DAMAGES, if the Software does not meet Zephyr's Limited Warranty, and, to the maximum extent allowed by applicable law, even if any remedy fails of its essential purpose. This Limited Warranty gives you specific legal rights. You may have other rights which vary from state/jurisdiction to state/jurisdiction.

YOUR EXCLUSIVE REMEDY. Zephyr's and its suppliers' entire liability and your exclusive remedy for any breach of this Limited Warranty or for any other breach of this EULA or for any other liability relating to the Software shall be, at Zephyr's option from time to time exercised subject to applicable law, (a) return of the amount paid (if any) for the Software, or (b) repair or replacement of the Software, that does not meet this Limited Warranty and that is returned to Zephyr. You will receive the remedy elected by Zephyr without charge, except that you are responsible for any expenses you may incur (e.g., cost of shipping the Software to Zephyr). This Limited Warranty is void if failure of the Software has resulted from accident, abuse, misapplication, abnormal use or a virus. Any replacement Software will be warranted for the remainder

CONTENTS
ABOUT THIS MANUAL
GETTING STARTED
SYSTEM OVERVIEW
SYSTEM SETUP
LIVE OPERATIONS
ANALYSIS OPERATIONS
ANALYSIS IMPACT PROCESSING
ANALYSIS REPORTS
LOG DATA
OMNISENSE™ WEB PORTAL
OMNISENSE™ MOBILE
OMNISENSE™ TOOLS
BASELINE FITNESS TESTING
FITNESS PARAMETERS
APPENDICES
EULA
SUPPORT
INDEX

of the original warranty period or thirty (30) days, whichever is longer, and Zephyr will use commercially reasonable efforts to provide your remedy within a commercially reasonable time of your compliance with Zephyr's warranty remedy procedures. Outside the United States, neither these remedies nor any product support services offered by Zephyr are available without proof of purchase from an authorized international source. To exercise your remedy, contact: Zephyr Technology Corporation, Attn. Zephyr Warranty Information / 1 Annapolis Street, Suite 200 / Annapolis, MD 21401, or the Zephyr reseller / distributor serving your country.

The following ZEPHYR GUARANTEE applies to you if you acquired this Software in any other country:

Statutory rights not affected.

The following guarantee is not restricted to any territory and does not affect any statutory rights that you may have from your reseller or from Zephyr if you acquired the Software directly from Zephyr. If you acquired the Software or any support services in Australia, New Zealand or Malaysia, please see the "Consumer rights" section below.

The guarantee.

The Software is designed and offered as a general-purpose software, not for any user's particular purpose. You accept that no Software is error free and you are strongly advised to back-up your files regularly. Provided that you have a valid license, Zephyr guarantees that (a) for a period of 90 days from the date of receipt of your license to use the Software or the shortest period permitted by applicable law it will perform substantially in accordance with the written materials that accompany the Software; and (b) any support services provided by Zephyr shall be substantially as described in applicable written materials provided to you by Zephyr and Zephyr support engineers will use reasonable efforts, care and skill to solve any problem issues. In the event that the Software fails to comply with this guarantee, Zephyr will either (a) repair or replace the Software or (b) return the price you paid. This guarantee is void if failure of the Software results from accident, abuse or misapplication. Any replacement Software will be guaranteed for the remainder of the original guarantee period or 30 days, whichever period is longer. You agree that the above guarantee is your sole guarantee in relation to the Software and any support services.

Exclusion of All Other Terms.

To the maximum extent permitted by applicable law and subject to the guarantee above, Zephyr disclaims all warranties, conditions and other terms, either express or implied (whether by statute, common law, collaterally or otherwise) including but not limited to implied warranties of satisfactory quality and fitness for particular purpose with respect to the Software and the written materials that accompany the Software. Any implied warranties that cannot be excluded are limited to 90 days or to the shortest period permitted by applicable law, whichever is greater.

Limitation of Liability.

To the maximum extent permitted by applicable law and except as provided in the Zephyr Guarantee, Zephyr and its suppliers shall not be liable for any damages whatsoever (including without limitation, damages for loss of business profits, business interruption, loss of business information or other

CONTENTS
ABOUT THIS MANUAL
GETTING STARTED
SYSTEM OVERVIEW
SYSTEM SETUP
LIVE OPERATIONS
ANALYSIS OPERATIONS
ANALYSIS IMPACT PROCESSING
ANALYSIS REPORTS
LOG DATA
OMNISENSE™ WEB PORTAL
OMNISENSE™ MOBILE
OMNISENSE™ TOOLS
BASELINE FITNESS TESTING
FITNESS PARAMETERS
APPENDICES
EULA
SUPPORT
INDEX

pecuniary loss) arising out of the use or inability to use the Software, even if Zephyr has been advised of the possibility of such damages. In any case Zephyr's entire liability under any provision of this Agreement shall be limited to the amount actually paid by you for the Software. These limitations do not apply to any liabilities that cannot be excluded or limited by applicable laws.

Consumer Rights.

Consumers in Australia, New Zealand or Malaysia may have the benefit of certain rights and remedies by reason of the Trade Practices Act and similar state and territory laws in Australia, the Consumer Guarantees Act in New Zealand and the Consumer Protection Act in Malaysia in respect of which liability cannot lawfully be modified or excluded. If you acquired the Software in New Zealand for the purposes of a business, you confirm that the Consumer Guarantees Act does not apply. If you acquired the Software in Australia and if Zephyr breaches a condition or warranty implied under any law which cannot lawfully be modified or excluded by this agreement then, to the extent permitted by law, Zephyr's liability is limited, at Zephyr's option, to: (i) in the case of the Software: (a) repairing or replacing the Software; or (b) the cost of such repair or replacement; and (ii) in the case of support services: (a) re-supply of the services; or (b) the cost of having the services supplied again.

1. **DISCLAIMER OF WARRANTIES**
   The Limited Warranty that appears above is the only express warranty made to you and is provided in lieu of any other express warranties or similar obligations (if any) created by any advertising, documentation, packaging, or other communications. EXCEPT FOR THE LIMITED WARRANTY AND TO THE MAXIMUM EXTENT PERMITTED BY APPLICABLE LAW, ZEPHYR AND ITS SUPPLIERS PROVIDE THE SOFTWARE AND SUPPORT SERVICES (IF ANY) AS IS AND WITH ALL FAULTS, AND HEREBY DISCLAIM ALL OTHER WARRANTIES AND CONDITIONS, WHETHER EXPRESS, IMPLIED OR STATUTORY, INCLUDING, BUT NOT LIMITED TO, ANY (IF ANY) IMPLIED WARRANTIES, DUTIES OR CONDITIONS OF MERCHANTABILITY, OF FITNESS FOR A PARTICULAR PURPOSE, OF RELIABILITY OR AVAILABILITY, OF ACCURACY OR COMPLETENESS OF RESPONSES, OF RESULTS, OF WORKMANLIKE EFFORT, OF LACK OF VIRUSES, AND OF LACK OF NEGLIGENCE, ALL WITH REGARD TO THE SOFTWARE, AND THE PROVISION OF OR FAILURE TO PROVIDE SUPPORT OR OTHER SERVICES, INFORMATION, SOFTWARE, AND RELATED CONTENT THROUGH THE SOFTWARE OR OTHERWISE ARISING OUT OF THE USE OF THE SOFTWARE. ALSO, THERE IS NO WARRANTY OR CONDITION OF TITLE, QUIET ENJOYMENT, QUIET POSSESSION, CORRESPONDENCE TO DESCRIPTION OR NON-INFRINGEMENT WITH REGARD TO THE SOFTWARE.

2. **EXCLUSION OF INCIDENTAL, CONSEQUENTIAL AND CERTAIN OTHER DAMAGES**
   TO THE MAXIMUM EXTENT PERMITTED BY APPLICABLE LAW, IN NO EVENT SHALL ZEPHYR OR ITS SUPPLIERS BE LIABLE FOR ANY SPECIAL, INCIDENTAL, PUNITIVE, INDIRECT, OR CONSEQUENTIAL DAMAGES WHATSOEVER (INCLUDING, BUT NOT LIMITED TO, DAMAGES FOR LOSS OF PROFITS OR CONFIDENTIAL OR OTHER INFORMATION, FOR BUSINESS INTERRUPTION, FOR PERSONAL INJURY, FOR LOSS OF PRIVACY, FOR FAILURE TO MEET ANY DUTY OF GOOD FAITH OR

CONTENTS
ABOUT THIS MANUAL
GETTING STARTED
SYSTEM OVERVIEW
SYSTEM SETUP
LIVE OPERATIONS
ANALYSIS OPERATIONS
ANALYSIS IMPACT PROCESSING
ANALYSIS REPORTS
LOG DATA
OMNISENSE™ WEB PORTAL
OMNISENSE™ MOBILE
OMNISENSE™ TOOLS
BASELINE FITNESS TESTING
FITNESS PARAMETERS
APPENDICES
EULA
SUPPORT
INDEX

OF REASONABLE CARE, FOR NEGLIGENCE, AND FOR ANY OTHER PECUNIARY OR OTHER LOSS WHATSOEVER) ARISING OUT OF OR IN ANY WAY RELATED TO THE USE OF OR INABILITY TO USE THE SOFTWARE, THE PROVISION OF OR FAILURE TO PROVIDE SUPPORT OR OTHER SERVICES, INFORMATION, SOFTWARE, AND RELATED CONTENT THROUGH THE SOFTWARE, OR OTHERWISE UNDER OR IN CONNECTION WITH ANY PROVISION OF THIS EULA, EVEN IN THE EVENT OF THE FAULT, TORT (INCLUDING NEGLIGENCE), MISREPRESENTATION, STRICT LIABILITY, BREACH OF CONTRACT OR BREACH OF WARRANTY OF ZEPHYR OR ANY SUPPLIER, AND EVEN IF ZEPHYR OR ANY SUPPLIER HAS BEEN ADVISED OF THE POSSIBILITY OF SUCH DAMAGES.

3. **LIMITATION OF LIABILITY AND REMEDIES**
NOTWITHSTANDING ANY DAMAGES THAT YOU MIGHT INCUR FOR ANY REASON WHATSOEVER (INCLUDING, WITHOUT LIMITATION, ALL DAMAGES REFERENCED HEREIN AND ALL DIRECT OR GENERAL DAMAGES IN CONTRACT OR ANYTHING ELSE), THE ENTIRE LIABILITY OF ZEPHYR AND ANY OF ITS SUPPLIERS UNDER ANY PROVISION OF THIS EULA AND YOUR EXCLUSIVE REMEDY HEREUNDER (EXCEPT FOR ANY REMEDY OF REPAIR OR REPLACEMENT ELECTED BY ZEPHYR WITH RESPECT TO ANY BREACH OF THE LIMITED WARRANTY) SHALL BE LIMITED TO THE GREATER OF THE ACTUAL DAMAGES YOU INCUR IN REASONABLE RELIANCE ON THE SOFTWARE UP TO THE AMOUNT ACTUALLY PAID BY YOU FOR THE SOFTWARE OR US$5.00. THE FOREGOING LIMITATIONS, EXCLUSIONS SHALL APPLY TO THE MAXIMUM EXTENT PERMITTED BY APPLICABLE LAW, EVEN IF ANY REMEDY FAILS ITS ESSENTIAL PURPOSE.

4. **U.S. GOVERNMENT LICENSE RIGHTS**
All Software provided to the U.S. Government pursuant to solicitations issued on or after December 1, 1995, is provided with the commercial license rights and restrictions described elsewhere herein. All Software provided to the U.S. Government pursuant to solicitations issued prior to December 1, 1995, is provided with “Restricted Rights” as provided for in FAR, 48 CFR 52.227-114 (JUNE 1987) or DFAR, 48 CFR 252.227-7013 (OCT 1988), as applicable.

5. **APPLICABLE LAW**
If you acquired this Software in the United States, this EULA is governed by the laws of the State of Delaware. If you acquired this Software in Canada, unless expressly prohibited by local law, this EULA is governed by the laws in force in the Province of Ontario, Canada; and, in respect of any dispute which may arise hereunder; you consent to the jurisdiction of the federal and provincial courts sitting in Toronto, Ontario. If you acquired this Software in the European Union, Iceland, Norway, or Switzerland, then local law applies. If you acquired this Software in any other country, then local law may apply.

6. **ENTIRE AGREEMENT; SEVERABILITY**
This EULA (including any addendum or amendment to this EULA which is included with the Software) are the entire agreement between you and Zephyr relating to the Software and the support services (if any) and they supersede all prior or contemporaneous oral or written communications, proposals and representations with respect to the Software or any other subject matter covered by this EULA. To the extent the terms of any

CONTENTS
ABOUT THIS MANUAL
GETTING STARTED
SYSTEM OVERVIEW
SYSTEM SETUP
LIVE OPERATIONS
ANALYSIS OPERATIONS
ANALYSIS IMPACT PROCESSING
ANALYSIS REPORTS
LOG DATA
OMNISENSE™ WEB PORTAL
OMNISENSE™ MOBILE
OMNISENSE™ TOOLS
BASELINE FITNESS TESTING
FITNESS PARAMETERS
APPENDICES
EULA
SUPPORT
INDEX

EULA
End User License Agreement (6/6)

Zephyr policies or programs for support services conflict with the terms of this EULA, the terms of this EULA shall control unless the parties otherwise agree in writing. If any provision of this EULA is held to be void, invalid, unenforceable or illegal, the other provisions shall continue in full force and effect.

CONTENTS
ABOUT THIS MANUAL
GETTING STARTED
SYSTEM OVERVIEW
SYSTEM SETUP
LIVE OPERATIONS
ANALYSIS OPERATIONS
ANALYSIS IMPACT PROCESSING
ANALYSIS REPORTS
LOG DATA
OMNISENSE™ WEB PORTAL
OMNISENSE™ MOBILE
OMNISENSE™ TOOLS
BASELINE FITNESS TESTING
FITNESS PARAMETERS
APPENDICES
EULA
SUPPORT
INDEX

SUPPORT

Zephyr™ Performance Systems

Physical Address: Medtronic
6135 Gunbarrel Ave
Boulder
CO 80301
USA

Email: zephyrperformancesupport@medtronic.com
Web: www.zephyranywhere.com
Phone: (+1) 443-569-3603

Zephyr™ Performance Systems is a Division of Medtronic.

CONTENTS
ABOUT THIS MANUAL
GETTING STARTED
SYSTEM OVERVIEW
SYSTEM SETUP
LIVE OPERATIONS
ANALYSIS OPERATIONS
ANALYSIS IMPACT PROCESSING
ANALYSIS REPORTS
LOG DATA
OMNISENSE™ WEB PORTAL
OMNISENSE™ MOBILE
OMNISENSE™ TOOLS
BASELINE FITNESS TESTING
FITNESS PARAMETERS
APPENDICES
EULA
SUPPORT
INDEX

INDEX
(1/8)

A

Accel
- Log Data Description 405, 408

Acceleration Magnitude
- Log Data Description 373

Accelerometer Axis Mapping 349

Accelerometer Magnitude 151

AccelPro Impact Report
- Accelerometry Stream Parameters 165
- Accelerometry Stream Tab 164
- Anatomy of an Impulse 165
- Impact Parameters 160
- Impulse Data Lines 162
- Summary Parameters 161
- Summary Tab 160
- Summary Tab Data Filters 163

Accel Waveform Data 153

ACSM 320

Activate 190

Activity Level
- Log Data Description 361

Activity Type 260

ACWR 247

Add/Edit BioModules 45
- from a Database .FDB File 48
- from an XML File 47

Add GPS Devices 49

Add New Subject 41

Anaerobic Threshold (AT) 321

Analysis. See OmniSense™ Analysis

Android™* App. See also OmniSense™ Mobile

Anxiety 343

Archive data 110

Assign Devices to Subject 51

Athlete Status
- Web portal 239

Aux ADC 1/2/3
- Log Data Description 383

Average Force Development Rate 161
- Log Data Description 398

Average Step Impulse
- Log Data Description 399

Average Step Period
- Log Data Description 400

B

Background Shading. See also Time Variables
- Set 113
- Speed Zone 136
- Training Zone 135

Barcode Scanner 29

Barcode Scanner Operations 59
- Print Pick Lists 59
- Scanning Operations 60

Barcode Scanner Support. See also Software Installation

Baseline Fitness Testing
- Beep Test Protocol 316
- Orthostatic Hypotension Test Protocol 317
- Treadmill/Beep Test Analysis 319
  - Automatic Test Analysis 320
  - Manual AT Threshold Selection 322
  - Manual Test Analysis 321
  - Save Fitness Test Parameters 323
- Treadmill Test Protocol 315

Battery Care 33

Battery Level
- Log Data Description 374

Battery Voltage
- Log Data Description 363

BioGauge
- PC 73
  - Settings 75
- Web portal 214
  - Settings 215

BioModule 25
- Assign Devices to Subject 51
- Battery Duration 33
- Charge Cradle 28
- Configure. See Zephyr™ Config Tool
- Deassign Devices from Subject 52
- Default Configuration 31
- Feature List 25
- Firmware Updates 308, 344
- Firmware Versions 348
- Hardware generation 346
- LED Indications 63
- Log Enable 183
- Log File Formats 349
- Logging Capacity 182
- Logging Formats 350
- Log GPS Data 31
- LoRa Network Address 31
- LoRa Transmit Power Level 32
- Memory Capacity 351
- Power On/Off 62
- Removal 65

BLE 276

INDEX
(2/8)

Bluetooth™* Link Quality
Log Data Description 381

Bluetooth™* Received Signal Strength Indication - RSSI
Log Data Description 381

Bluetooth™* Tx Power
Log Data Description 382

Bound Count
Log Data Description 394

Box and Whisker 132

BR @ AT 107

Breath B-B
Log Data Description 404

Breathing Confidence
Log Data Description 375

Breathing Noise Level
Log Data Description 374

Breathing Rate
Log Data Description 359

Breathing Wave Amplitude
Log Data Description 364

Breathing Waveform
Log Data Description 370, 406

BRmax 107

C

Calendar
Mobile Application 292

Calories 341

Clear all graph data 112

Cloud Portal. See also Web portal

Comms Error Indications 80

Conconi test 315

Configure BioModule. See also Zephyr™ Config Tool

Core Temperature
Safe Limits 339
Safety 339

Cursor values. See also Time Variables

D

DaDISP™* 180

Dashboard 197

Database
Refresh 112

Data Plotter 310

Demo Mode 103
Demo Team Setup 104

Demonstration Data 109
Access (Analysis) 116

Deploy Team 57

Device Temperature
Log Data Description 379

Distance in Speed Zone 107, 130

E

ECG
ECG Amplitude
Log Data Description 365
ECG Noise
Log Data Description 366
ECG Waveform
Log Data Description 372
Log Data Description 407, 409

Effectiveness Margin 270

Efficiency Settings 269

Elevation 107

Enhanced Summary 179

Enhanced Summary Data 152

Estimated Core Temperature
Log Data Description 382

EULA - End User License Agreement
OmniSense™ Application 412

Event Data
Log Data Description 384

Export
Export session to .zsf 118, 143
GPS data to external kml file 118, 147
Graph 113, 142

Exposure Index 155

External Load 269

F

50 BioModule Charge Case 27

Filter Data 145
Create a Data Filter 146
Interpolate or Null? 145

Fitness Assessments. See also Baseline Fitness Testing
OmniSense™ Mobile 293

Fitness Level 107

Fitness parameters 332

Flight Time 161

INDEX
(3/8)

G

Galvanic Skin Response (GSR)
- Log Data Description 378

Garment Options 26
- Compression Shirt 26
- Loose Shirt 26
- Sports Bra 26

Goals 251
- Create a Goal 252

Google Earth™* 180

GPS 28
- MAC address 183
- Manually Pair a GPS 53
  - Get GPS MAC Address 53

GPS Altitude
- Log Data Description 386

GPS Fix Quality
- Log Data Description 387

GPS HDOP (Horizontal Dilution of Precision)
- Log Data Description 390

GPS Location
- Log Data Description 385

GPS Location (.kml)
- Log Data Description 391

GPS Speed Over Ground
- Log Data Description 388

GPS Track angle
- Log Data Description 389

Graph
- Clear 124
- Fullscreen 140
- Interpretation 335
- Remove Sessions 124
- Zoom and Pan 138

Graph Type
- Select 115
- Time & Summary 122

H

Heart Rate
- Log Data description 358

Heart Rate Confidence
- Log Data Description 375

Heart Rate Recovery 107

Heart Rate Variability
- Log Data Description 376

Heart R-R
- Log Data Description 371, 403

HR @ AT 107

HRmax 107

HRR 321

HR Zones
- Time in 340

HxM Smart 276
- Firmware Upgrade 282
- Store and Forward 283

I

Impact Angle 156

Impact Events 154

Impact Processing
- Accelerometer Magnitude 151
- Accelerometry Overview 150
- Accelerometry Stream 159
- AccelPro Impact Report 157
- Accel Waveform Data 153
- Impact Angle 156
- Impulse Data Lines 159
- Zones of Severity 155

Impact Processor
- Impact Processor Tool 158
  - File Options 158
- Start 112

Import
- Files 112

Import Session Data 144

Impulse
- Types of 154

Impulse Load
- Log Data Description 392

Intensity Thresholds 268

Internal Load 269

iOS™* App. See also OmniSense™ Mobile

J

Jump Count
- Log Data Description 395

Jump Flight Time
- Log Data Description 400

Jump height 107

Jump time in air 107

K

KML 180

KML file 147
- Open Location Data 147
- View Physiological Data 148

Kubios 309

INDEX
(4/8)

L

Legend 124

Live Screen
- Web portal 213

Loads for Periodization Planning 271

Lock Screen 289

Log Data 179
- BioModule Logging Capacity 182
- CSV 180
- DaDISP™* 180
- Default log format 179
- Download Data. See Zephyr™ Downloader
- Download Times 181
- External files 180
- Index of Parameters. See also Individual Parameters
- Log Data Descriptions 349
- Logging Formats 350
  - Enhanced Summary 355
  - General 352
  - Summary 353
- Session Info 349

Log Data Descriptions 349

Log Data Parameters. See also Individual Parameters
- Index of 357

Log Format
- Enhanced Summary 355
- Enhanced Summary & Development 356
- Enhanced Summary & Waveform 356
- General 352
- Summary 353

Log GPS Data 31

LoRa
- Gateway 27
- LoRa Network Address 31
- LoRa Setting 38
- Range 27
- Set LoRa Mode 36
- Startup Time 67

M

Major Impact Count
- Log Data Description 397

Manage Users
- Web portal 243

Map
- Open in Analysis 112
- Web portal 217

Markers 113
- Add a marker 112
- OmniSense™ Mobile 290

Matlab™* 180

Max/Min/Avg 127

Mechanical Intensity 334

Mechanical Load 334

Minor Impact Count
- Log Data Description 396

Mobile Application 276
- Delete workout 285
- Fitness Assessments 293
- Free Workout 287
- Home 285
- Install 278
- Link Device 281
- Lock Screen 289
- Lock/unlock screen 294
- Log out 286
- Menu 286
- Notifications 277
- Overview 276
- Perform Fitness Assessment 294
- Screens 279
- Settings 280
- Store and Forward 283
- Workout history 295

N

Notification Area 96

O

OmniSense™ Analysis 105
- Database Rules 110
- Demonstration Data 109
- Features 106
- Overview 105
- Physiological Parameters 107
- Recording Logic 111
- Toolbar 112

OmniSense™ Cloud 189

OmniSense™ Live 66
- Accel Tab 78
- BioGauge Parameters 76
- Comms Tab 79
- Configure BioGauge 75
- Connection to Cloud Portal 102
- Demo Mode 103
- Details Tab 77
- General Preferences 37
  - Comms Counter retries 37
  - General Application Settings 37
  - Medic Tab Settings 38
- GPS Tab 81
- Live Screen Components 68
- Live Toolbar 70
- Map Window 91
  - Heat Map 92
  - Snail Trail 91

INDEX
(5/8)

Medic Tab 89
Multiple Recordings 72
Notification Area 96
Preferences 97
General Application Settings 37
Heart Rate Recovery Algorithm Settings 38
LoRa Mode 37
Polling Cycle 37
Slot Time 37
Recording Session 71
Safety Tab 88
Safety Thresholds 88
Send Team Workouts from Web Portal 87
Session Markers 94
Session Names 71, 93
Set Garment Type 54
Standard BioGauge 73
Startup Sequence 66
Training BioGauge 74
Training Tab 90
Workout Tab 82

OmniSense™ Local 189

OmniSense™ Mobile. See also Mobile Application

OmniSense™ Tools. See also Zephyr™ Config Tool

OmniSense™ Web Portal 23. See also Software Installation
Cloud Account Definitions 24

Orthostatic Hypotension 326

Orthostatic Hypotension Readiness Test 149, 317
Analysis 324
Readiness History 328
Import 330
Readiness Score 326, 327
Readiness Survey 326
Weightings 329

P

Password. See Web portal

PC System Requirements 8

Peak Acceleration
Log Data Description 362

Peak Acceleration Phi Angle
Log Data Description 401

Peak Acceleration Theta Angle
Log Data Description 402

Peak Accelerometer Magnitude 154

Perform Fitness Assessment
OmniSense™ Mobile 294

Periodization Plans 253. See also Goals

Phi 156

Physiological Intensity 333

Physiological Load 333

Physiological Load & Intensity 332

Physiological Parameters
OmniSense™ Analysis 107

Portal. See Web portal

Posture
Log Data Description 360

Preferences 97
Intensity & Load 98
OmniSense™ Live 97
Physiological Intensity 98
Speed Zones 101
Training Thresholds 100

Print
Graph 112, 141

PSM50 System Case 27

PSM System 21
Features 21, 22

R

Radar Chart
Analysis Reports 166
Athlete Status, portal 239
Web portal 202

Radio Network Options 34

Rate of Force Development 152

Readiness
History 328, 330
Orthostatic Hypotension Test 149
Analysis 324, 325
Overview 149
Readiness Calculation 324
Readiness Score 326
Survey 149, 326
Weightings 329
Web portal 228

Readiness Assessment 317

Readiness Graph
Web portal 228

Readiness Survey 326

Readiness Test. See also Orthostatic Hypotension Readiness Test

Record data 111

Recording Logic 111

INDEX
(6/8)

Recovery & Fatigue 338

Reports
- Create Report 171
- Edit Report 173
- Export Report 172
- Fitness Overview 123
- Fitness Reports 166
- Group Consolidated Summary 174
- Parameters 169
- Periodization Report 175
- Print Report 172
- Radar Plot 166
- Summary GPS 176
- Summary Physiological 177
- Table Coloring 170
- Team Fitness Report 167
- Training Monotony 175
- Training Overview 123
- Training Reports 168
- Workout Compliance 178

ROG Subject Status
- Background Shading 134
- Log Data Description 378

ROG Time
- Log Data Description 379

Run Step Count
- Log Data Description 394

S

Safety Alarm Limits 44
- Defaults 44

Session Info 349
- Log Files 349

Session Markers 94
- Create Marker 94

Session Names 93, 114
- Create Session Name 93
- OmniSense™ Live 93
- Zephyr™ Downloader 114

Sessions (PC Analysis Application)
- Archive All Filtered Sessions to ZSF 118, 143
- Change Team 118
- Change Time 118
- Copy Sessions/Subsession 118
- Delete 118
- Filter 116
- Filter Data 145
- Import Session Data 144
- Merge 118
- Move to another person 118
- Options 117
- Permanently Delete 118
- Populate Legend 117
- Save Filtered Session 118

Set Garment Type 54

Setup
- Add /Edit/Remove Team 55
- Checklist 30
- Database Setup 39
- Set LoRa Mode 36
- Set Radio Network Type 35

Shuttle Run 316

Skin Temperature
- Log Data Description 360

Snail Trail
- Web portal 225

Software Installation 8
- Barcode Scanner Support 17
- Hardware Installation 20
- Installation Procedure 10
- Installed Components 9
- License Key 16
- System Requirements 8
- Troubleshooting 14

Speed 107

Stacked Total Charts 128
- Distance in Speed Zone 130
- Time in HR Zones 128
- Time in Training Zone 129

Status Info
- Log Data Description 380

Step Events 154

Step Period 154

Store and Forward 283

Strain & Stress 342

Strap. See also Zephyr™ Strap

Subject Parameters 42

Subsession
- by Mouse 120
- by Wizard 121
- Create 112, 118
- OmniSense™ Mobile 290
- Overview 119

Summary Graph
- Web portal 226

Summary Graphs 126
- Box and Whisker 132
- Max/Min/Avg 127
- Negative Values 127
- Preferences 133
- Select Summary Variables 126
- Stacked Total Charts 128
- Summary 132
- Total 128

INDEX
(7/8)

Synchronize Device Clocks 185

System Confidence
- Log Data Description 377

System Startup 66
- OmniSense™ Live 67
  - Startup Times 67

T

Team 55
- Add /Edit/Remove 55
- Deploy Team 57
- Populate Teams 56
- Remove Subject 56
- Undeploy a Team 58
- Web portal 237

Theft & Hacking 410

Theta 156

Threshold Settings (Web Portal) 268
- Efficiency Settings 269
- Intensity & Load 268
- Loads for Periodization Planning 271

Time
- Real/Elapsed 113, 139

Time in HR Zones 107

Time in Speed Zone 131

Time in Speed Zones 107

Time in Training Zone 129

Time in Training Zones 107

Timestamp
- vertical cursor 137

Time Variables
- Background Shading 134
- Cursor Values 137
- Select 125
- vertical cursor 137

Training Efficiency 269

Training Plans
- Overview 245
- Steps to Create a Periodization Plan 250
- Web portal 245, 246
- Workflow 248

Training Zone Thresholds 83
- %HR@AT 83
- %HR Max 84

Treadmill Test 125

U

Undefined User 195, 241

User Roles
- Web portal 241

V

View Devices
- Web portal 236

VO2max 107, 315

W

Walking Step Count
- Log Data Description 393

Web portal 189
- Account Definitions 193
- Activate account 190
- Add/Configure Widget 200
- Additional Customer Account 212
- Analysis 216
  - Create a Report 218
  - Map 224
  - Workflow 219
- Athlete Status 204, 239
- Calendar 235
- Create New User 243
  - Physiological Parameters 244
- Custom Widget 209
  - Update/Delete 211
- Dashboard 197
  - Configure 199
- Forecast 201
- Goals 251
- Live Screen 213
- Login 191
- Manage Teams 237
- Manage Users 243
- Map 217, 224
  - Snail Trail 225
- My Profile 212
- My Status 202
- Navigation 198
- Over Time Graph 221
- Password 190
  - Lost Password 192
- Periodization Plans 253
- Periodization Report 230
- Permissions 241
- Permissions table 196
- Portal Access 190
- Send Team Assignments to PC Application 264
- Subject BioGauge 214
- Summary Graph Widget 208
- Table Style Report 233
- Team Status 203
- Templates 216
- Time Graph Widget 206
  - Graph Zoom 206
  - Select Sessions 207
- Training Plans 245, 246
- User Roles 241
- User Roles and Permissions 195
- View Devices 236
- Web address 190
- Workouts 258

INDEX
(8/8)

Widget
Web portal 197

Workouts 83
Web portal 258
Workout Files 86

X

X Acceleration Minimum (VerticalMin)
Log Data Description 367

X Acceleration Peak (VerticalPeak)
Log Data Description 367

Y

Y Acceleration Minimum (LateralMin)
Log Data Description 368

Y Acceleration Peak (LateralPeak)
Log Data Description 368

Z

Z Acceleration Minimum (SagittalMin)
Log Data Description 369

Z Acceleration Peak (SagittalPeak)
Log Data Description 369

Zephyr™ Config Tool 299
Accelerometer 306
Audit File Location 299
Bluetooth™* 302
Configure From a Template 300
LoRa 307
Operation 299
Polling 303
Read-Only Data 301
Subject Info 303
Time 305
User Config 304

Zephyr™ Downloader 184. See also Log Data
Auto Download 188
Log Detail 187
Menu Options 185
Operation 186

Zephyr™ Strap 26
BioModule Removal 65
Fitting 64

Zones of Severity 154

US-PM-2000073

Medtronic, Medtronic with logo and Medtronic logo are trademarks of Medtronic.
™* Third party brands are trademarks of their respective owners. All other brands are trademarks of a Medtronic company.

U.S. patents:
www.medtronic.com/patents

© 2021 Medtronic.

Covidien llc,
15 Hampshire Street, Mansfield, MA 02048 USA

www.medtronic.com [T] 1 800 635 5267

Medtronic