FR1 n48 / 20MHz / Middle Channel / MASK

QPSK

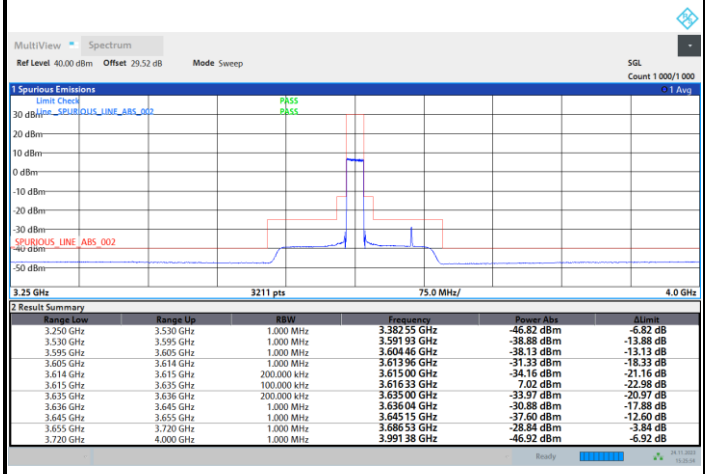

Range Low	Range Up	RBW	Frequency	Power Abs	ΔLimit
3.250 GHz	3.530 GHz	1.000 MHz	3.382 55 GHz	-46.82 dBm	-6.82 dB
3.530 GHz	3.595 GHz	1.000 MHz	3.591 93 GHz	-38.88 dBm	-13.88 dB
3.595 GHz	3.605 GHz	1.000 MHz	3.604 46 GHz	-38.13 dBm	-13.13 dB
3.605 GHz	3.614 GHz	1.000 MHz	3.613 96 GHz	-31.33 dBm	-18.33 dB
3.614 GHz	3.615 GHz	200.000 kHz	3.615 00 GHz	-34.16 dBm	-21.16 dB
3.615 GHz	3.635 GHz	100.000 kHz	3.616 33 GHz	7.02 dBm	-22.98 dB
3.635 GHz	3.636 GHz	200.000 kHz	3.635 00 GHz	-33.97 dBm	-20.97 dB
3.636 GHz	3.645 GHz	1.000 MHz	3.636 04 GHz	-30.88 dBm	-17.88 dB
3.645 GHz	3.655 GHz	1.000 MHz	3.645 15 GHz	-37.60 dBm	-12.60 dB
3.655 GHz	3.720 GHz	1.000 MHz	3.686 53 GHz	-28.84 dBm	-3.84 dB
3.720 GHz	4.000 GHz	1.000 MHz	3.991 38 GHz	-46.92 dBm	-6.92 dB

15:25:55 24.11.2023

16QAM

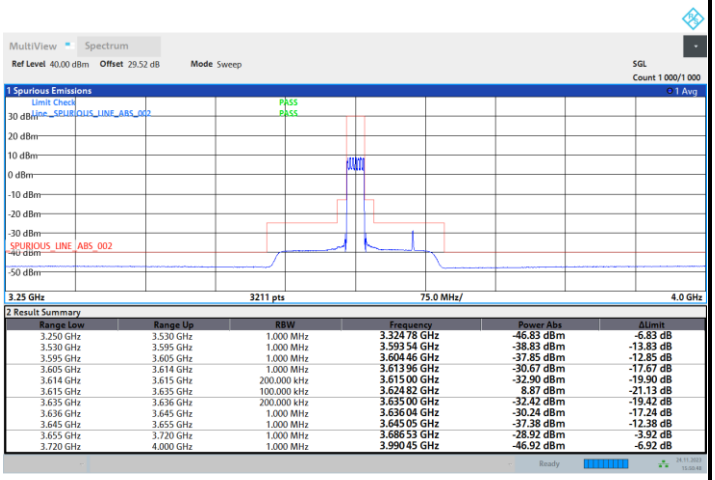

Range Low	Range Up	RBW	Frequency	Power Abs	ΔLimit
3.250 GHz	3.530 GHz	1.000 MHz	3.324 78 GHz	-46.83 dBm	-6.83 dB
3.530 GHz	3.595 GHz	1.000 MHz	3.593 54 GHz	-38.83 dBm	-13.83 dB
3.595 GHz	3.605 GHz	1.000 MHz	3.604 46 GHz	-37.85 dBm	-12.85 dB
3.605 GHz	3.614 GHz	1.000 MHz	3.613 96 GHz	-30.67 dBm	-17.67 dB
3.614 GHz	3.615 GHz	200.000 kHz	3.615 00 GHz	-32.90 dBm	-19.90 dB
3.615 GHz	3.635 GHz	100.000 kHz	3.624 82 GHz	8.87 dBm	-21.13 dB
3.635 GHz	3.636 GHz	200.000 kHz	3.635 00 GHz	-32.42 dBm	-19.42 dB
3.636 GHz	3.645 GHz	1.000 MHz	3.636 04 GHz	-30.24 dBm	-17.24 dB
3.645 GHz	3.655 GHz	1.000 MHz	3.645 05 GHz	-37.38 dBm	-12.38 dB
3.655 GHz	3.720 GHz	1.000 MHz	3.686 53 GHz	-28.92 dBm	-3.92 dB
3.720 GHz	4.000 GHz	1.000 MHz	3.990 45 GHz	-46.92 dBm	-6.92 dB

15:50:49 24.11.2023

64QAM

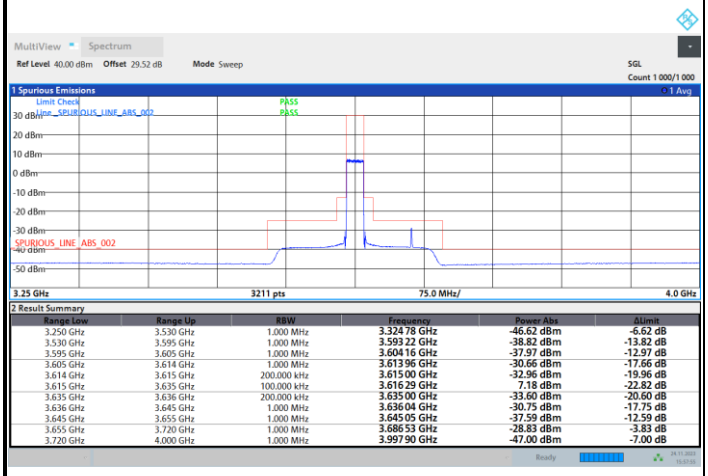

Range Low	Range Up	RBW	Frequency	Power Abs	ΔLimit
3.250 GHz	3.530 GHz	1.000 MHz	3.324 78 GHz	-46.62 dBm	-6.62 dB
3.530 GHz	3.595 GHz	1.000 MHz	3.593 22 GHz	-38.82 dBm	-13.82 dB
3.595 GHz	3.605 GHz	1.000 MHz	3.604 16 GHz	-37.97 dBm	-12.97 dB
3.605 GHz	3.614 GHz	1.000 MHz	3.613 96 GHz	-30.66 dBm	-17.66 dB
3.614 GHz	3.615 GHz	200.000 kHz	3.615 00 GHz	-32.96 dBm	-19.96 dB
3.615 GHz	3.635 GHz	100.000 kHz	3.616 29 GHz	7.18 dBm	-22.82 dB
3.635 GHz	3.636 GHz	200.000 kHz	3.635 00 GHz	-33.60 dBm	-20.60 dB
3.636 GHz	3.645 GHz	1.000 MHz	3.636 04 GHz	-30.75 dBm	-17.75 dB
3.645 GHz	3.655 GHz	1.000 MHz	3.645 05 GHz	-37.59 dBm	-12.59 dB
3.655 GHz	3.720 GHz	1.000 MHz	3.686 53 GHz	-28.83 dBm	-3.83 dB
3.720 GHz	4.000 GHz	1.000 MHz	3.997 90 GHz	-47.00 dBm	-7.00 dB

15:57:56 24.11.2023

256QAM

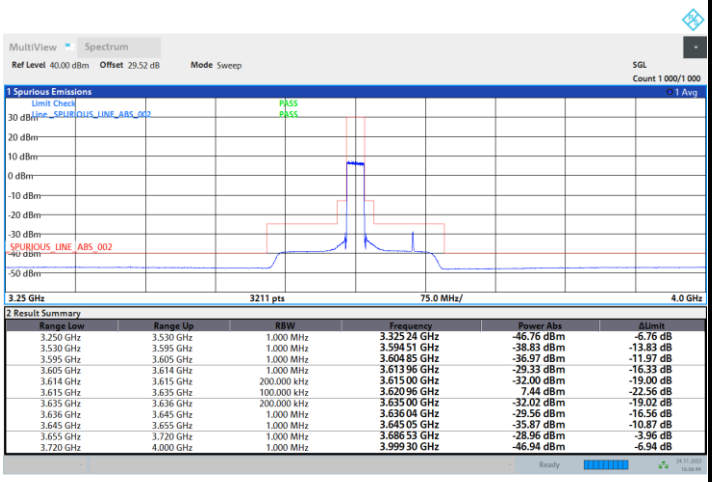

Range Low	Range Up	RBW	Frequency	Power Abs	ΔLimit
3.250 GHz	3.530 GHz	1.000 MHz	3.325 24 GHz	-46.76 dBm	-6.76 dB
3.530 GHz	3.595 GHz	1.000 MHz	3.594 51 GHz	-38.83 dBm	-13.83 dB
3.595 GHz	3.605 GHz	1.000 MHz	3.604 85 GHz	-36.97 dBm	-11.97 dB
3.605 GHz	3.614 GHz	1.000 MHz	3.613 96 GHz	-29.33 dBm	-16.33 dB
3.614 GHz	3.615 GHz	200.000 kHz	3.615 00 GHz	-32.00 dBm	-19.00 dB
3.615 GHz	3.635 GHz	100.000 kHz	3.620 96 GHz	7.44 dBm	-22.56 dB
3.635 GHz	3.636 GHz	200.000 kHz	3.635 00 GHz	-32.02 dBm	-19.02 dB
3.636 GHz	3.645 GHz	1.000 MHz	3.636 04 GHz	-29.56 dBm	-16.56 dB
3.645 GHz	3.655 GHz	1.000 MHz	3.645 05 GHz	-35.87 dBm	-10.87 dB
3.655 GHz	3.720 GHz	1.000 MHz	3.686 53 GHz	-28.96 dBm	-3.96 dB
3.720 GHz	4.000 GHz	1.000 MHz	3.999 30 GHz	-46.94 dBm	-6.94 dB

16:06:45 24.11.2023

FR1 n48 / 20MHz / Highest Channel / MASK

QPSK

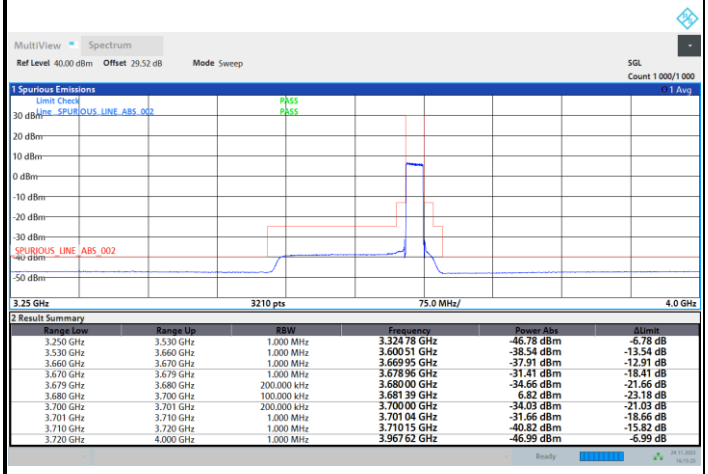

Range Low	Range Up	RBW	Frequency	Power Abs	ΔLimit
3.250 GHz	3.530 GHz	1.000 MHz	3.324 78 GHz	-46.78 dBm	-6.78 dB
3.530 GHz	3.660 GHz	1.000 MHz	3.600 51 GHz	-38.54 dBm	-13.54 dB
3.660 GHz	3.670 GHz	1.000 MHz	3.669 95 GHz	-37.91 dBm	-12.91 dB
3.670 GHz	3.679 GHz	1.000 MHz	3.678 96 GHz	-31.41 dBm	-18.41 dB
3.679 GHz	3.680 GHz	200.000 kHz	3.680 00 GHz	-34.66 dBm	-21.66 dB
3.680 GHz	3.700 GHz	100.000 kHz	3.681 39 GHz	6.82 dBm	-23.18 dB
3.700 GHz	3.701 GHz	200.000 kHz	3.700 00 GHz	-34.03 dBm	-21.03 dB
3.701 GHz	3.710 GHz	1.000 MHz	3.701 04 GHz	-31.66 dBm	-18.66 dB
3.710 GHz	3.720 GHz	1.000 MHz	3.710 15 GHz	-40.82 dBm	-15.82 dB
3.720 GHz	4.000 GHz	1.000 MHz	3.967 62 GHz	-46.99 dBm	-6.99 dB

16QAM

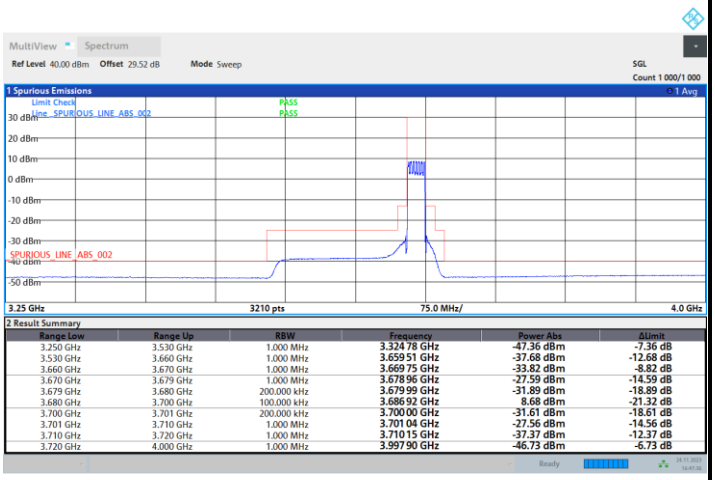

Range Low	Range Up	RBW	Frequency	Power Abs	ΔLimit
3.250 GHz	3.530 GHz	1.000 MHz	3.324 78 GHz	-47.36 dBm	-7.36 dB
3.530 GHz	3.660 GHz	1.000 MHz	3.659 51 GHz	-37.68 dBm	-12.68 dB
3.660 GHz	3.670 GHz	1.000 MHz	3.669 75 GHz	-33.82 dBm	-8.82 dB
3.670 GHz	3.679 GHz	1.000 MHz	3.678 96 GHz	-27.59 dBm	-14.59 dB
3.679 GHz	3.680 GHz	200.000 kHz	3.679 99 GHz	-31.89 dBm	-18.89 dB
3.680 GHz	3.700 GHz	100.000 kHz	3.686 92 GHz	8.68 dBm	-21.32 dB
3.700 GHz	3.701 GHz	200.000 kHz	3.700 00 GHz	-31.61 dBm	-18.61 dB
3.701 GHz	3.710 GHz	1.000 MHz	3.701 04 GHz	-27.56 dBm	-14.56 dB
3.710 GHz	3.720 GHz	1.000 MHz	3.710 15 GHz	-37.37 dBm	-12.37 dB
3.720 GHz	4.000 GHz	1.000 MHz	3.997 90 GHz	-46.73 dBm	-6.73 dB

64QAM

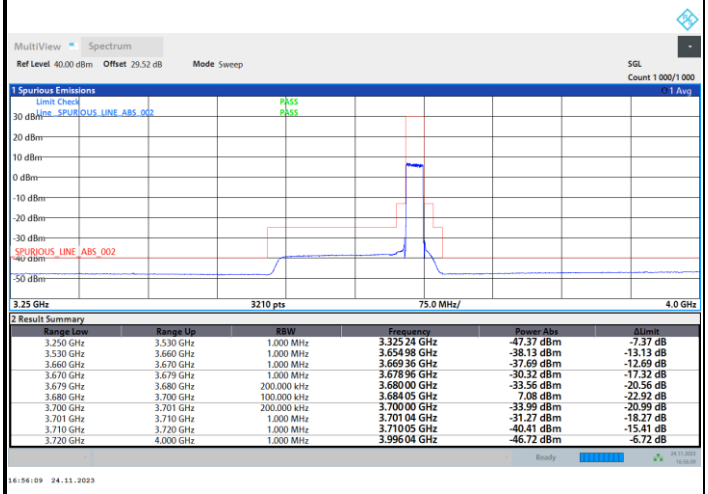

Range Low	Range Up	RBW	Frequency	Power Abs	ΔLimit
3.250 GHz	3.530 GHz	1.000 MHz	3.325 24 GHz	-47.37 dBm	-7.37 dB
3.530 GHz	3.660 GHz	1.000 MHz	3.654 98 GHz	-38.13 dBm	-13.13 dB
3.660 GHz	3.670 GHz	1.000 MHz	3.669 36 GHz	-37.69 dBm	-12.69 dB
3.670 GHz	3.679 GHz	1.000 MHz	3.678 96 GHz	-30.32 dBm	-17.32 dB
3.679 GHz	3.680 GHz	200.000 kHz	3.680 00 GHz	-33.56 dBm	-20.56 dB
3.680 GHz	3.700 GHz	100.000 kHz	3.684 05 GHz	7.08 dBm	-22.92 dB
3.700 GHz	3.701 GHz	200.000 kHz	3.700 00 GHz	-33.99 dBm	-20.99 dB
3.701 GHz	3.710 GHz	1.000 MHz	3.701 04 GHz	-31.27 dBm	-18.27 dB
3.710 GHz	3.720 GHz	1.000 MHz	3.710 05 GHz	-40.41 dBm	-15.41 dB
3.720 GHz	4.000 GHz	1.000 MHz	3.996 04 GHz	-46.72 dBm	-6.72 dB

256QAM

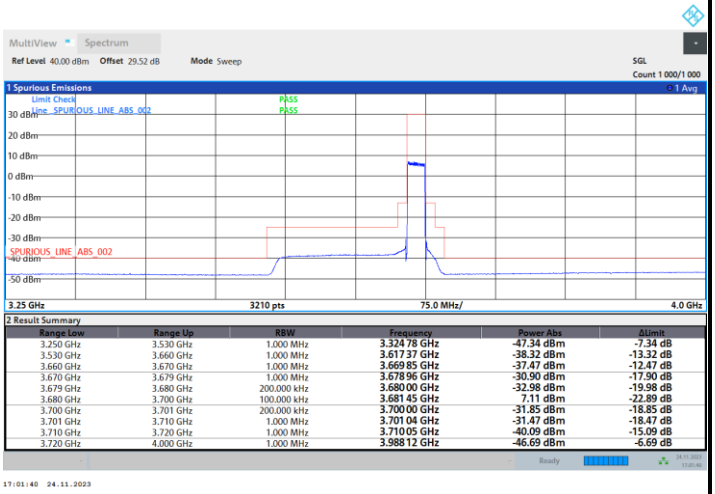

Range Low	Range Up	RBW	Frequency	Power Abs	ΔLimit
3.250 GHz	3.530 GHz	1.000 MHz	3.324 78 GHz	-47.34 dBm	-7.34 dB
3.530 GHz	3.660 GHz	1.000 MHz	3.617 37 GHz	-38.32 dBm	-13.32 dB
3.660 GHz	3.670 GHz	1.000 MHz	3.669 85 GHz	-37.47 dBm	-12.47 dB
3.670 GHz	3.679 GHz	1.000 MHz	3.678 96 GHz	-30.90 dBm	-17.90 dB
3.679 GHz	3.680 GHz	200.000 kHz	3.680 00 GHz	-32.98 dBm	-19.98 dB
3.680 GHz	3.700 GHz	100.000 kHz	3.681 45 GHz	7.11 dBm	-22.89 dB
3.700 GHz	3.701 GHz	200.000 kHz	3.700 00 GHz	-31.85 dBm	-18.85 dB
3.701 GHz	3.710 GHz	1.000 MHz	3.701 04 GHz	-31.47 dBm	-18.47 dB
3.710 GHz	3.720 GHz	1.000 MHz	3.710 05 GHz	-40.09 dBm	-15.09 dB
3.720 GHz	4.000 GHz	1.000 MHz	3.988 12 GHz	-46.69 dBm	-6.69 dB

FR1 n48 / 40MHz / Lowest Channel / MASK

QPSK

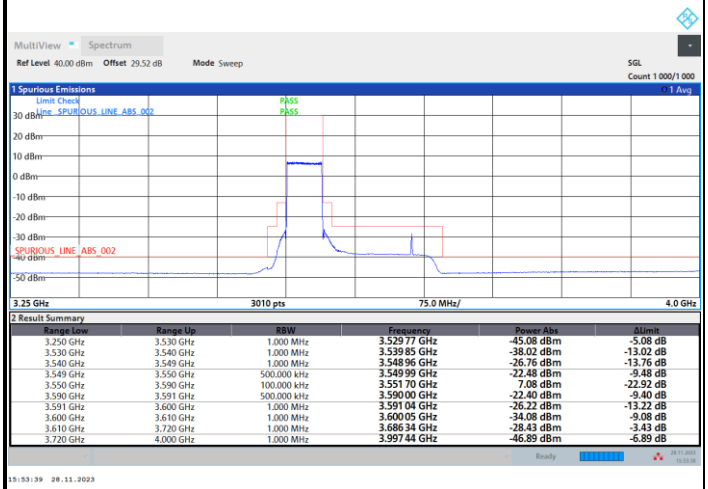

Range Low	Range Up	RBW	Frequency	Power Abs	ΔLimit
3.250 GHz	3.530 GHz	1.000 MHz	3.529 77 GHz	-45.08 dBm	-5.08 dB
3.530 GHz	3.540 GHz	1.000 MHz	3.539 85 GHz	-38.02 dBm	-13.02 dB
3.540 GHz	3.549 GHz	1.000 MHz	3.548 96 GHz	-26.76 dBm	-13.76 dB
3.549 GHz	3.550 GHz	500.000 kHz	3.549 99 GHz	-22.48 dBm	-9.48 dB
3.550 GHz	3.590 GHz	100.000 kHz	3.551 70 GHz	7.08 dBm	-22.92 dB
3.590 GHz	3.591 GHz	500.000 kHz	3.590 00 GHz	-22.40 dBm	-9.40 dB
3.591 GHz	3.600 GHz	1.000 MHz	3.591 04 GHz	-26.22 dBm	-13.22 dB
3.600 GHz	3.610 GHz	1.000 MHz	3.600 05 GHz	-34.08 dBm	-9.08 dB
3.610 GHz	3.720 GHz	1.000 MHz	3.686 34 GHz	-28.43 dBm	-3.43 dB
3.720 GHz	4.000 GHz	1.000 MHz	3.997 44 GHz	-46.89 dBm	-6.89 dB

16QAM

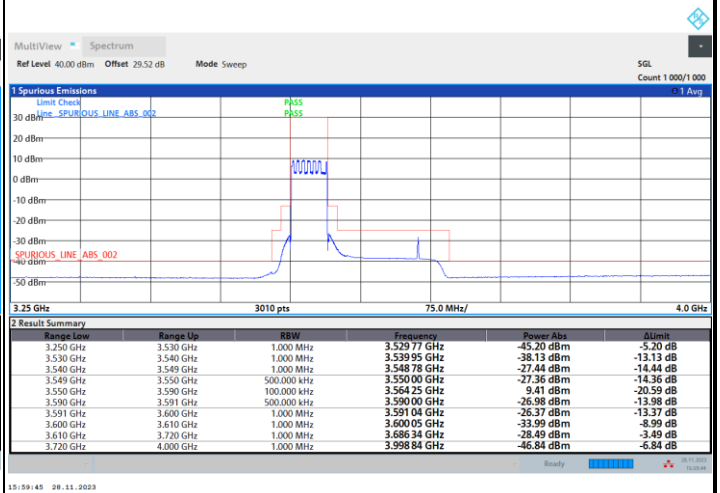

Range Low	Range Up	RBW	Frequency	Power Abs	ΔLimit
3.250 GHz	3.530 GHz	1.000 MHz	3.529 77 GHz	-45.20 dBm	-5.20 dB
3.530 GHz	3.540 GHz	1.000 MHz	3.539 95 GHz	-38.13 dBm	-13.13 dB
3.540 GHz	3.549 GHz	1.000 MHz	3.548 78 GHz	-27.44 dBm	-14.44 dB
3.549 GHz	3.550 GHz	500.000 kHz	3.550 00 GHz	-27.36 dBm	-14.36 dB
3.550 GHz	3.590 GHz	100.000 kHz	3.564 25 GHz	9.41 dBm	-20.59 dB
3.590 GHz	3.591 GHz	500.000 kHz	3.590 00 GHz	-26.98 dBm	-13.98 dB
3.591 GHz	3.600 GHz	1.000 MHz	3.591 04 GHz	-26.37 dBm	-13.37 dB
3.600 GHz	3.610 GHz	1.000 MHz	3.600 05 GHz	-33.99 dBm	-8.99 dB
3.610 GHz	3.720 GHz	1.000 MHz	3.686 34 GHz	-28.49 dBm	-3.49 dB
3.720 GHz	4.000 GHz	1.000 MHz	3.998 84 GHz	-46.84 dBm	-6.84 dB

64QAM

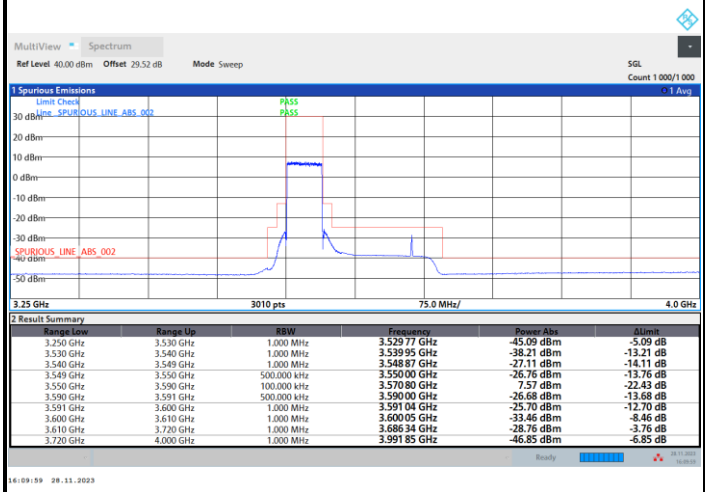

Range Low	Range Up	RBW	Frequency	Power Abs	ΔLimit
3.250 GHz	3.530 GHz	1.000 MHz	3.529 77 GHz	-45.09 dBm	-5.09 dB
3.530 GHz	3.540 GHz	1.000 MHz	3.539 95 GHz	-38.21 dBm	-13.21 dB
3.540 GHz	3.549 GHz	1.000 MHz	3.548 87 GHz	-27.11 dBm	-14.11 dB
3.549 GHz	3.550 GHz	500.000 kHz	3.550 00 GHz	-26.76 dBm	-13.76 dB
3.550 GHz	3.590 GHz	100.000 kHz	3.570 80 GHz	7.57 dBm	-22.43 dB
3.590 GHz	3.591 GHz	500.000 kHz	3.590 00 GHz	-26.68 dBm	-13.68 dB
3.591 GHz	3.600 GHz	1.000 MHz	3.591 04 GHz	-25.70 dBm	-12.70 dB
3.600 GHz	3.610 GHz	1.000 MHz	3.600 05 GHz	-33.46 dBm	-8.46 dB
3.610 GHz	3.720 GHz	1.000 MHz	3.686 34 GHz	-28.76 dBm	-3.76 dB
3.720 GHz	4.000 GHz	1.000 MHz	3.991 85 GHz	-46.85 dBm	-6.85 dB

256QAM

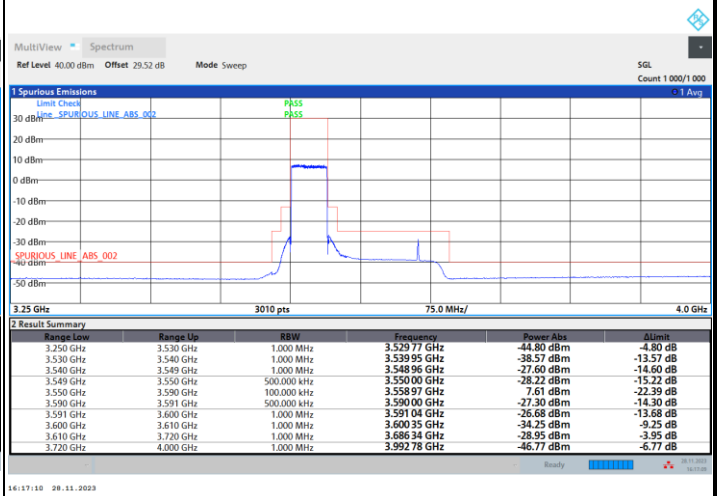

Range Low	Range Up	RBW	Frequency	Power Abs	ΔLimit
3.250 GHz	3.530 GHz	1.000 MHz	3.529 77 GHz	-44.80 dBm	-4.80 dB
3.530 GHz	3.540 GHz	1.000 MHz	3.539 95 GHz	-38.57 dBm	-13.57 dB
3.540 GHz	3.549 GHz	1.000 MHz	3.548 96 GHz	-27.60 dBm	-14.60 dB
3.549 GHz	3.550 GHz	500.000 kHz	3.550 00 GHz	-28.22 dBm	-15.22 dB
3.550 GHz	3.590 GHz	100.000 kHz	3.558 97 GHz	7.61 dBm	-22.39 dB
3.590 GHz	3.591 GHz	500.000 kHz	3.590 00 GHz	-27.30 dBm	-14.30 dB
3.591 GHz	3.600 GHz	1.000 MHz	3.591 04 GHz	-26.68 dBm	-13.68 dB
3.600 GHz	3.610 GHz	1.000 MHz	3.600 35 GHz	-34.25 dBm	-9.25 dB
3.610 GHz	3.720 GHz	1.000 MHz	3.686 34 GHz	-28.95 dBm	-3.95 dB
3.720 GHz	4.000 GHz	1.000 MHz	3.992 78 GHz	-46.77 dBm	-6.77 dB

FR1 n48 / 40MHz / Middle Channel / MASK

QPSK

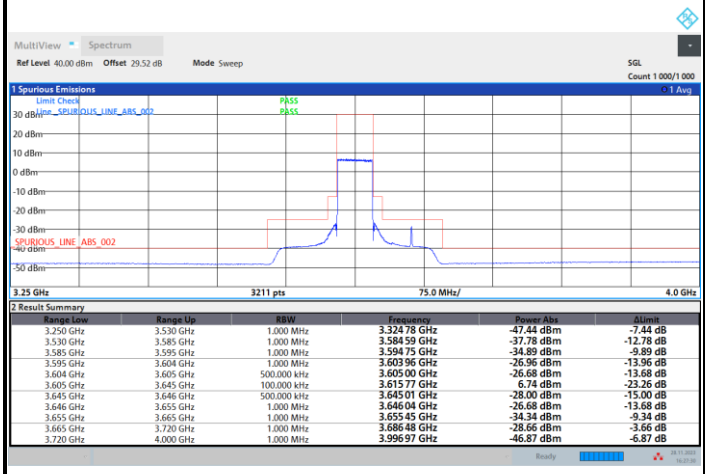

Range Low	Range Up	RBW	Frequency	Power Abs	ΔLimit
3.250 GHz	3.530 GHz	1.000 MHz	3.324 78 GHz	-47.44 dBm	-7.44 dB
3.530 GHz	3.585 GHz	1.000 MHz	3.584 59 GHz	-37.78 dBm	-12.78 dB
3.585 GHz	3.595 GHz	1.000 MHz	3.594 75 GHz	-34.89 dBm	-9.89 dB
3.595 GHz	3.604 GHz	1.000 MHz	3.603 96 GHz	-26.96 dBm	-13.96 dB
3.604 GHz	3.605 GHz	500.000 kHz	3.605 00 GHz	-26.68 dBm	-13.68 dB
3.605 GHz	3.645 GHz	100.000 kHz	3.615 77 GHz	6.74 dBm	-23.26 dB
3.645 GHz	3.646 GHz	500.000 kHz	3.645 01 GHz	-28.00 dBm	-15.00 dB
3.646 GHz	3.655 GHz	1.000 MHz	3.646 04 GHz	-26.68 dBm	-13.68 dB
3.655 GHz	3.665 GHz	1.000 MHz	3.655 45 GHz	-34.34 dBm	-9.34 dB
3.665 GHz	3.720 GHz	1.000 MHz	3.686 48 GHz	-28.66 dBm	-3.66 dB
3.720 GHz	4.000 GHz	1.000 MHz	3.996 97 GHz	-46.87 dBm	-6.87 dB

16QAM

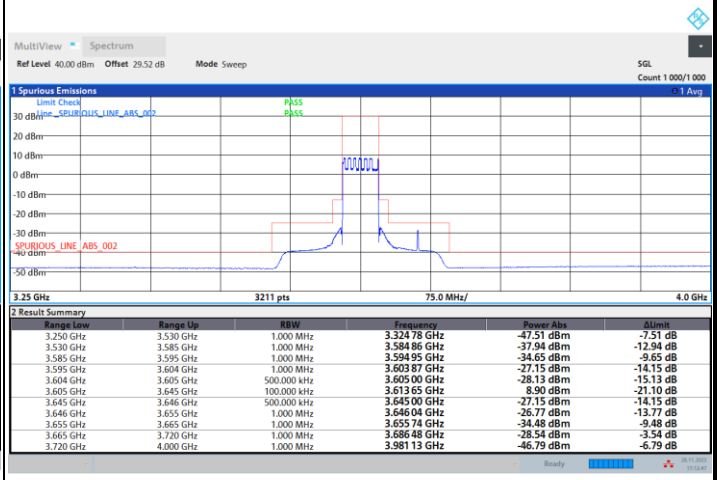

Range Low	Range Up	RBW	Frequency	Power Abs	ΔLimit
3.250 GHz	3.530 GHz	1.000 MHz	3.324 78 GHz	-47.51 dBm	-7.51 dB
3.530 GHz	3.585 GHz	1.000 MHz	3.584 86 GHz	-37.94 dBm	-12.94 dB
3.585 GHz	3.595 GHz	1.000 MHz	3.594 95 GHz	-34.65 dBm	-9.65 dB
3.595 GHz	3.604 GHz	1.000 MHz	3.603 87 GHz	-27.15 dBm	-14.15 dB
3.604 GHz	3.605 GHz	500.000 kHz	3.605 00 GHz	-28.13 dBm	-15.13 dB
3.605 GHz	3.645 GHz	100.000 kHz	3.613 65 GHz	8.90 dBm	-21.10 dB
3.645 GHz	3.646 GHz	500.000 kHz	3.645 00 GHz	-27.15 dBm	-14.15 dB
3.646 GHz	3.655 GHz	1.000 MHz	3.646 04 GHz	-26.77 dBm	-13.77 dB
3.655 GHz	3.665 GHz	1.000 MHz	3.655 74 GHz	-34.48 dBm	-9.48 dB
3.665 GHz	3.720 GHz	1.000 MHz	3.686 48 GHz	-28.54 dBm	-3.54 dB
3.720 GHz	4.000 GHz	1.000 MHz	3.981 13 GHz	-46.79 dBm	-6.79 dB

64QAM

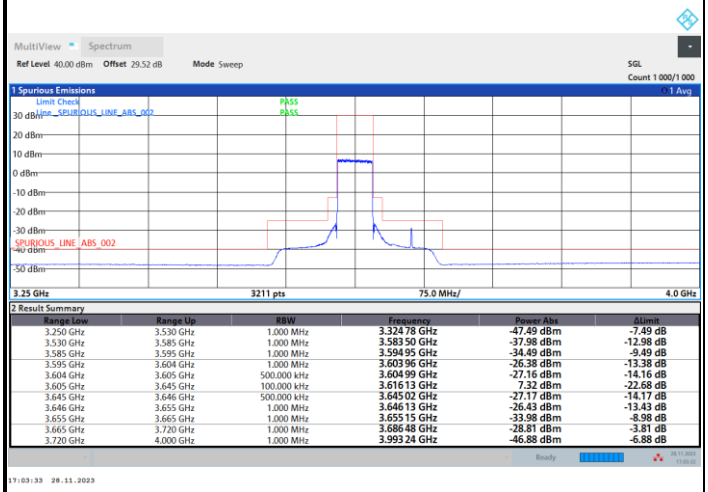

Range Low	Range Up	RBW	Frequency	Power Abs	ΔLimit
3.250 GHz	3.530 GHz	1.000 MHz	3.324 78 GHz	-47.49 dBm	-7.49 dB
3.530 GHz	3.585 GHz	1.000 MHz	3.583 50 GHz	-37.98 dBm	-12.98 dB
3.585 GHz	3.595 GHz	1.000 MHz	3.594 95 GHz	-34.49 dBm	-9.49 dB
3.595 GHz	3.604 GHz	1.000 MHz	3.603 96 GHz	-26.38 dBm	-13.38 dB
3.604 GHz	3.605 GHz	500.000 kHz	3.604 99 GHz	-27.16 dBm	-14.16 dB
3.605 GHz	3.645 GHz	100.000 kHz	3.616 13 GHz	7.32 dBm	-22.68 dB
3.645 GHz	3.646 GHz	500.000 kHz	3.645 02 GHz	-27.17 dBm	-14.17 dB
3.646 GHz	3.655 GHz	1.000 MHz	3.646 13 GHz	-26.43 dBm	-13.43 dB
3.655 GHz	3.665 GHz	1.000 MHz	3.655 15 GHz	-33.98 dBm	-8.98 dB
3.665 GHz	3.720 GHz	1.000 MHz	3.686 48 GHz	-28.81 dBm	-3.81 dB
3.720 GHz	4.000 GHz	1.000 MHz	3.993 24 GHz	-46.88 dBm	-6.88 dB

256QAM

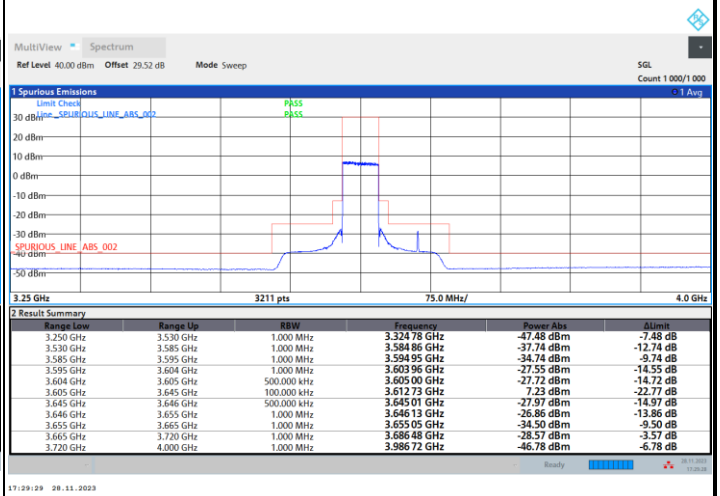

Range Low	Range Up	RBW	Frequency	Power Abs	ΔLimit
3.250 GHz	3.530 GHz	1.000 MHz	3.324 78 GHz	-47.48 dBm	-7.48 dB
3.530 GHz	3.585 GHz	1.000 MHz	3.584 86 GHz	-37.74 dBm	-12.74 dB
3.585 GHz	3.595 GHz	1.000 MHz	3.594 95 GHz	-34.74 dBm	-9.74 dB
3.595 GHz	3.604 GHz	1.000 MHz	3.603 96 GHz	-27.55 dBm	-14.55 dB
3.604 GHz	3.605 GHz	500.000 kHz	3.605 00 GHz	-27.72 dBm	-14.72 dB
3.605 GHz	3.645 GHz	100.000 kHz	3.612 73 GHz	7.23 dBm	-22.77 dB
3.645 GHz	3.646 GHz	500.000 kHz	3.645 01 GHz	-27.97 dBm	-14.97 dB
3.646 GHz	3.655 GHz	1.000 MHz	3.646 13 GHz	-26.86 dBm	-13.86 dB
3.655 GHz	3.665 GHz	1.000 MHz	3.655 05 GHz	-34.50 dBm	-9.50 dB
3.665 GHz	3.720 GHz	1.000 MHz	3.686 48 GHz	-28.57 dBm	-3.57 dB
3.720 GHz	4.000 GHz	1.000 MHz	3.986 72 GHz	-46.78 dBm	-6.78 dB

FR1 n48 / 40MHz / Highest Channel / MASK

QPSK

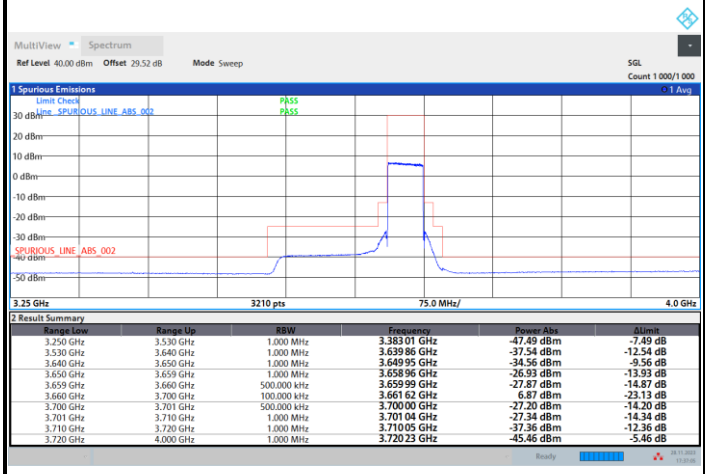

Range Low	Range Up	RBW	Frequency	Power Abs	ΔLimit
3.250 GHz	3.530 GHz	1.000 MHz	3.383 01 GHz	-47.49 dBm	-7.49 dB
3.530 GHz	3.640 GHz	1.000 MHz	3.639 86 GHz	-37.54 dBm	-12.54 dB
3.640 GHz	3.650 GHz	1.000 MHz	3.649 95 GHz	-34.56 dBm	-9.56 dB
3.650 GHz	3.659 GHz	1.000 MHz	3.658 96 GHz	-26.93 dBm	-13.93 dB
3.659 GHz	3.660 GHz	500.000 kHz	3.659 99 GHz	-27.87 dBm	-14.87 dB
3.660 GHz	3.700 GHz	100.000 kHz	3.661 62 GHz	6.87 dBm	-23.13 dB
3.700 GHz	3.701 GHz	500.000 kHz	3.700 00 GHz	-27.20 dBm	-14.20 dB
3.701 GHz	3.710 GHz	1.000 MHz	3.701 04 GHz	-27.34 dBm	-14.34 dB
3.710 GHz	3.720 GHz	1.000 MHz	3.710 05 GHz	-37.36 dBm	-12.36 dB
3.720 GHz	4.000 GHz	1.000 MHz	3.720 23 GHz	-45.46 dBm	-5.46 dB

17:37:06 28.11.2023

16QAM

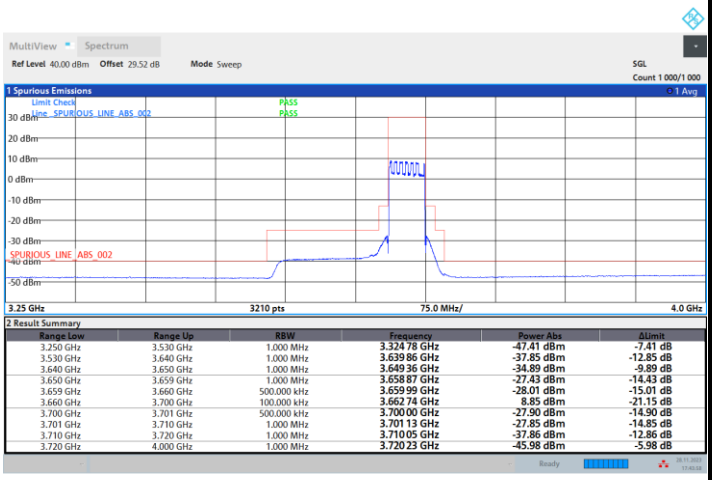

Range Low	Range Up	RBW	Frequency	Power Abs	ΔLimit
3.250 GHz	3.530 GHz	1.000 MHz	3.324 78 GHz	-47.41 dBm	-7.41 dB
3.530 GHz	3.640 GHz	1.000 MHz	3.639 86 GHz	-37.85 dBm	-12.85 dB
3.640 GHz	3.650 GHz	1.000 MHz	3.649 36 GHz	-34.89 dBm	-9.89 dB
3.650 GHz	3.659 GHz	1.000 MHz	3.658 87 GHz	-27.43 dBm	-14.43 dB
3.659 GHz	3.660 GHz	500.000 kHz	3.659 99 GHz	-28.01 dBm	-15.01 dB
3.660 GHz	3.700 GHz	100.000 kHz	3.662 74 GHz	8.85 dBm	-21.15 dB
3.700 GHz	3.701 GHz	500.000 kHz	3.700 00 GHz	-27.90 dBm	-14.90 dB
3.701 GHz	3.710 GHz	1.000 MHz	3.701 13 GHz	-27.85 dBm	-14.85 dB
3.710 GHz	3.720 GHz	1.000 MHz	3.710 05 GHz	-37.86 dBm	-12.86 dB
3.720 GHz	4.000 GHz	1.000 MHz	3.720 23 GHz	-45.98 dBm	-5.98 dB

17:44:00 28.11.2023

64QAM

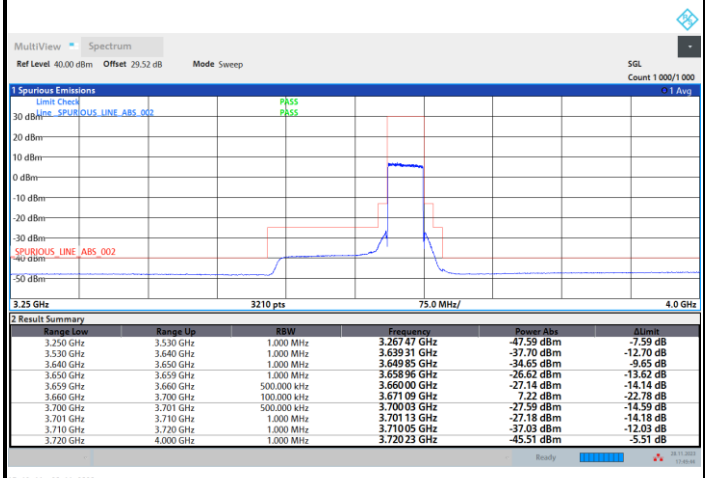

Range Low	Range Up	RBW	Frequency	Power Abs	ΔLimit
3.250 GHz	3.530 GHz	1.000 MHz	3.267 47 GHz	-47.59 dBm	-7.59 dB
3.530 GHz	3.640 GHz	1.000 MHz	3.639 31 GHz	-37.70 dBm	-12.70 dB
3.640 GHz	3.650 GHz	1.000 MHz	3.649 85 GHz	-34.65 dBm	-9.65 dB
3.650 GHz	3.659 GHz	1.000 MHz	3.658 96 GHz	-26.62 dBm	-13.62 dB
3.659 GHz	3.660 GHz	500.000 kHz	3.660 00 GHz	-27.14 dBm	-14.14 dB
3.660 GHz	3.700 GHz	100.000 kHz	3.671 09 GHz	7.22 dBm	-22.78 dB
3.700 GHz	3.701 GHz	500.000 kHz	3.700 03 GHz	-27.59 dBm	-14.59 dB
3.701 GHz	3.710 GHz	1.000 MHz	3.701 13 GHz	-27.18 dBm	-14.18 dB
3.710 GHz	3.720 GHz	1.000 MHz	3.710 05 GHz	-37.03 dBm	-12.03 dB
3.720 GHz	4.000 GHz	1.000 MHz	3.720 23 GHz	-45.51 dBm	-5.51 dB

17:49:44 28.11.2023

256QAM

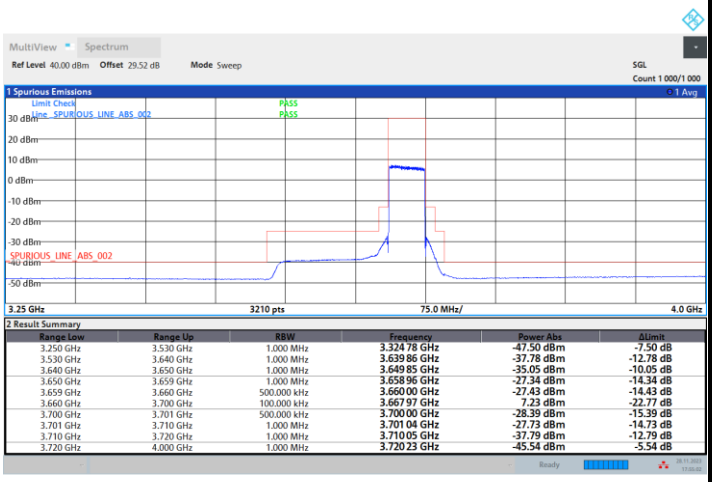

Range Low	Range Up	RBW	Frequency	Power Abs	ΔLimit
3.250 GHz	3.530 GHz	1.000 MHz	3.324 78 GHz	-47.50 dBm	-7.50 dB
3.530 GHz	3.640 GHz	1.000 MHz	3.639 86 GHz	-37.78 dBm	-12.78 dB
3.640 GHz	3.650 GHz	1.000 MHz	3.649 85 GHz	-35.05 dBm	-10.05 dB
3.650 GHz	3.659 GHz	1.000 MHz	3.658 96 GHz	-27.34 dBm	-14.34 dB
3.659 GHz	3.660 GHz	500.000 kHz	3.660 00 GHz	-27.43 dBm	-14.43 dB
3.660 GHz	3.700 GHz	100.000 kHz	3.667 97 GHz	7.23 dBm	-22.77 dB
3.700 GHz	3.701 GHz	500.000 kHz	3.700 00 GHz	-28.39 dBm	-15.39 dB
3.701 GHz	3.710 GHz	1.000 MHz	3.701 04 GHz	-27.73 dBm	-14.73 dB
3.710 GHz	3.720 GHz	1.000 MHz	3.710 05 GHz	-37.79 dBm	-12.79 dB
3.720 GHz	4.000 GHz	1.000 MHz	3.720 23 GHz	-45.54 dBm	-5.54 dB

17:55:03 28.11.2023

Conducted Spurious Emission

FR1 n48 / 10MHz / QPSK / CSE

Lowest Channel

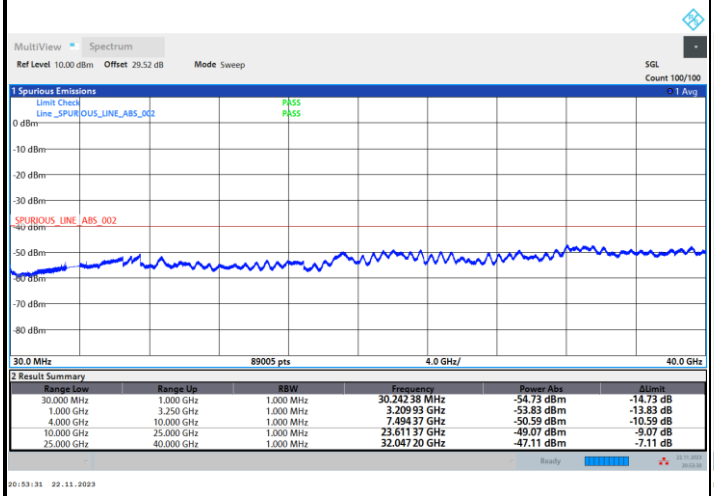

Middle Channel

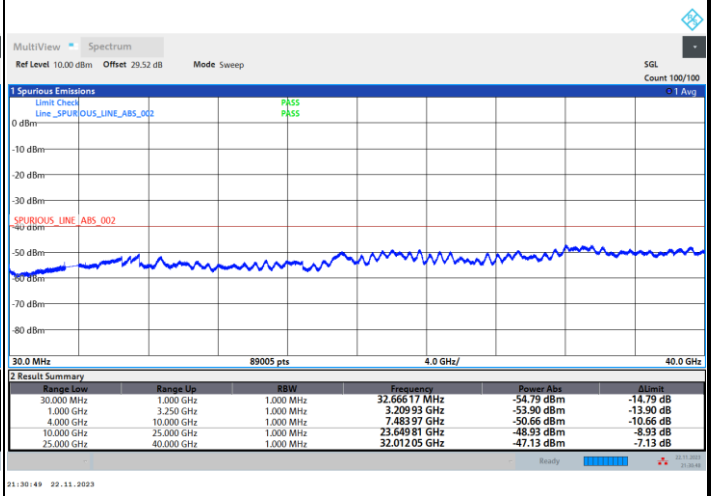

Highest Channel

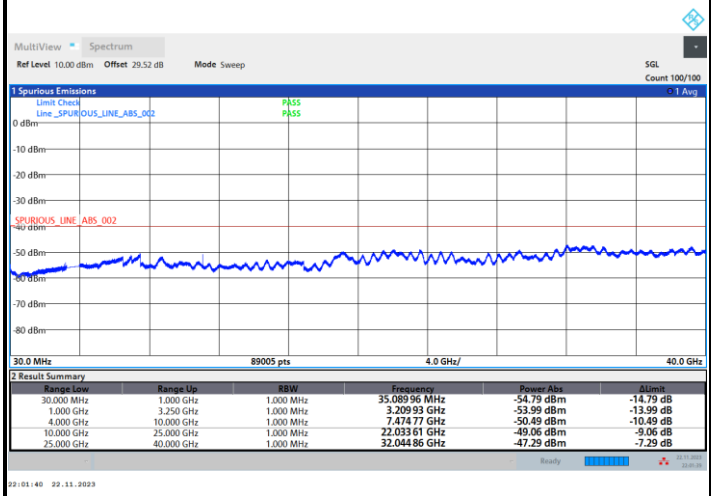

FR1 n48 / 20MHz / QPSK / CSE

Lowest Channel

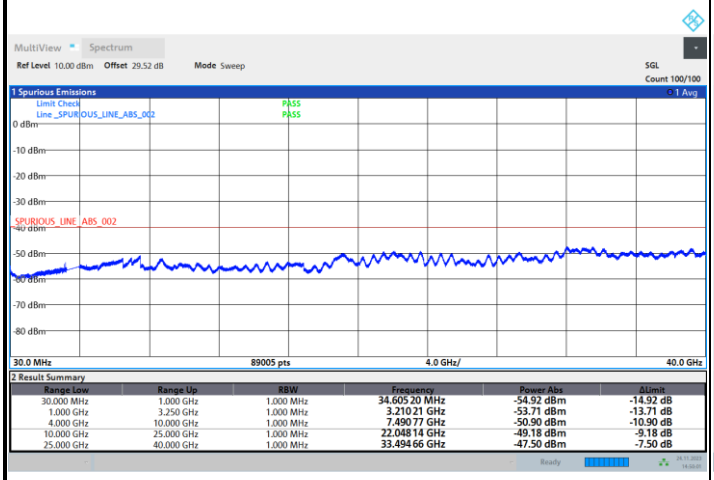

Middle Channel

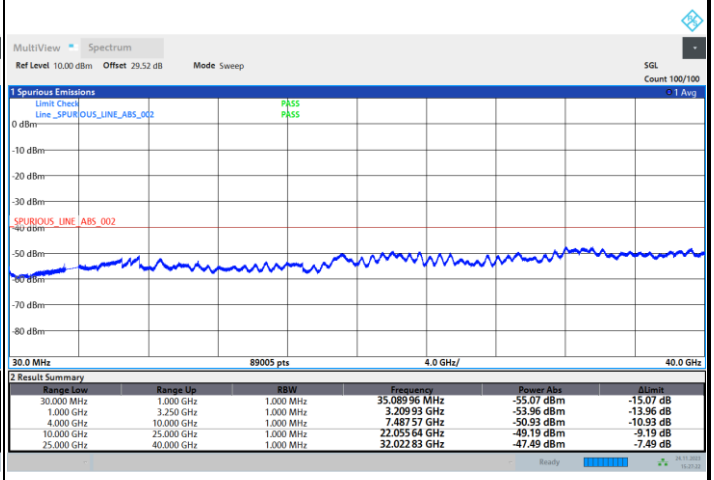

Highest Channel

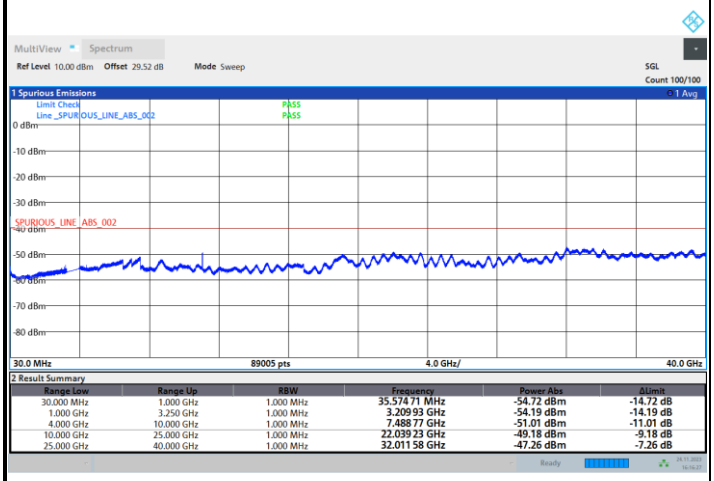

FR1 n48 / 40MHz / QPSK / CSE

Lowest Channel

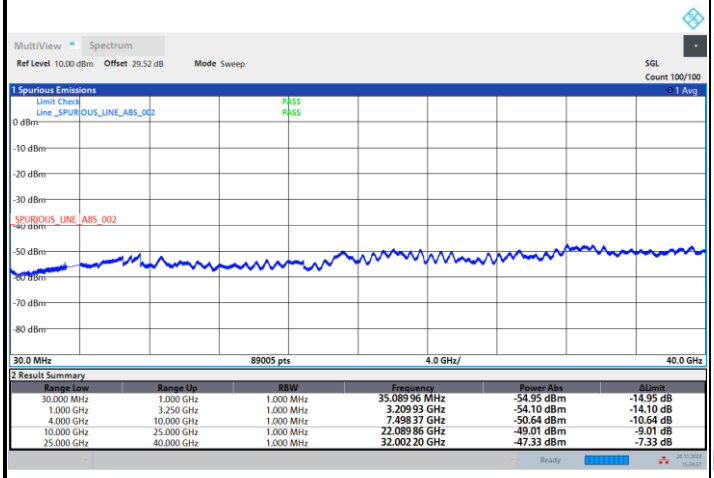

Middle Channel

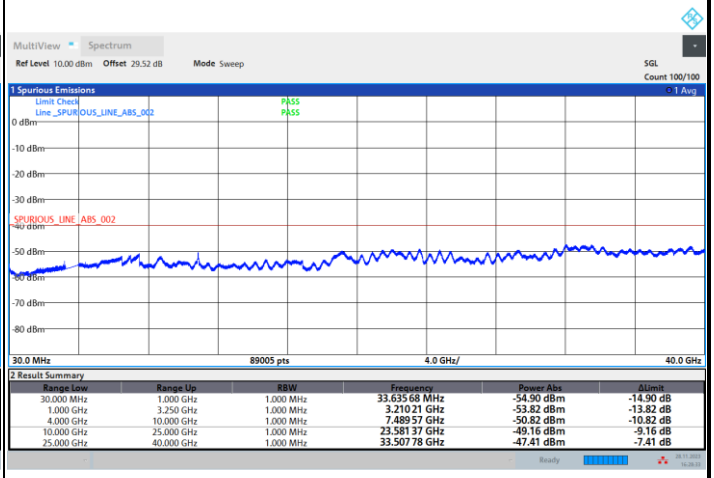

Highest Channel

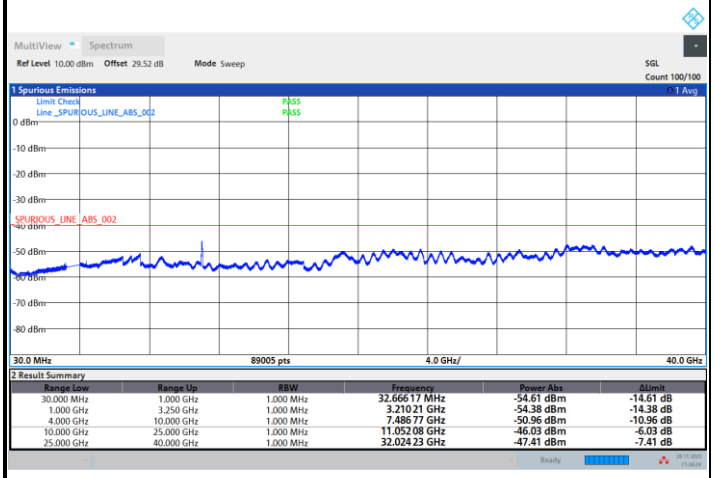

Frequency Stability

Test Conditions		FR1 n48 (QPSK) / Middle Channel	Limit
Temperature (°C)	Voltage (Volt)	BW 10MHz	Note 2.
		Frequency offset (ppm)	Result
50	Normal Voltage	0.2207	PASS
40	Normal Voltage	0.1655	
30	Normal Voltage	1.0483	
20(Ref.)	Normal Voltage	0.0000	
10	Normal Voltage	0.3862	
0	Normal Voltage	0.8828	
-10	Normal Voltage	0.0552	
-20	Normal Voltage	0.3862	
-30	Normal Voltage	0.0552	
20	Maximum Voltage	0.4414	
20	Normal Voltage	0.1103	
20	Minimum Voltage	0.5517	

Note:

1. Normal Voltage = 115 V.；Minimum Voltage = 100 V.；Maximum Voltage = 240 V.
2. The frequency fundamental emissions stay within the authorized frequency block.

From Sporton Test Report FG3N0925-03A

Conducted Output Power

M_Channel (dBm)				
ANT1	**QPSK**	**16QAM**	**64QAM**	**256QAM**
10M	20.53	20.71	20.45	20.48
40M	25.47	25.43	25.64	25.60

M_Channel (dBm)				
ANT2	**QPSK**	**16QAM**	**64QAM**	**256QAM**
10M	20.13	20.32	20.04	20.29
40M	25.33	25.23	25.36	25.31

M_Channel (dBm)				
ANT3	**QPSK**	**16QAM**	**64QAM**	**256QAM**
10M	20.42	20.70	20.51	20.46
40M	25.46	25.22	25.45	25.56

M_Channel (dBm)				
ANT4	**QPSK**	**16QAM**	**64QAM**	**256QAM**
10M	20.79	20.75	20.53	20.77
40M	25.58	25.56	25.73	25.69

Appendix B. Test Results of Radiated Test

From Sporton Test Report FG3N0925A

B1. Summary of each worse mode

Mode	Part	Band	Ch	Freq (MHz)	Level (dBm)	Det	Ant Factor (dB)	Amp\Cbl (dB)	Filter (dB)	EIRPCF (dB)	Reading (dBuV)	Limit (dBm)	Margin (dB)	Pol	Ant
1	Part 96	5G NR n48	M	14500	-48.48	RMS	40.80	-45.50	0.78	-95.23	50.67	-40.00	-8.48	H	MIMO

MIMO Antenna

Part 96 Mode 1

NR SA n48 40M Ch638000 106RB0 QPSK

L

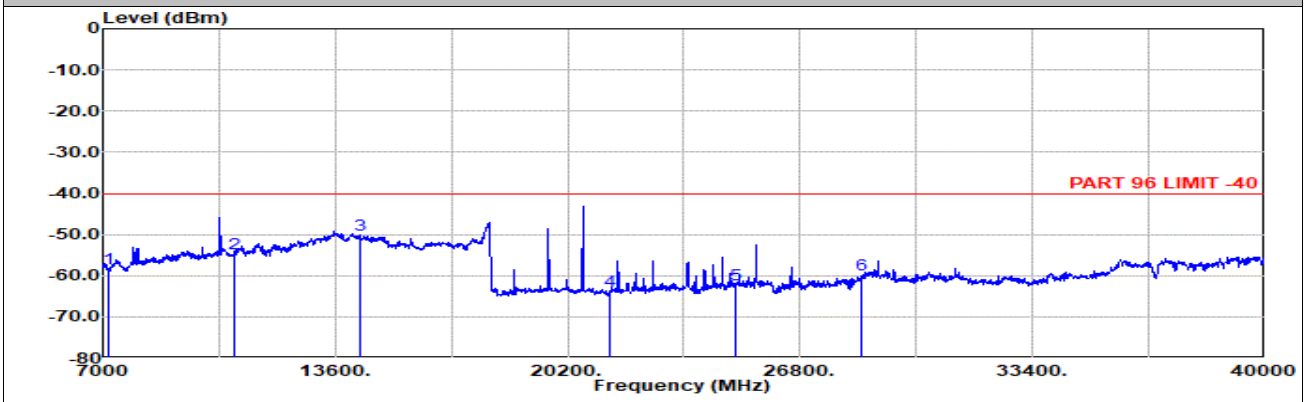

Site : 03CH12-HY
Condition: PART 96 LIMIT -40 3m 9120D-02114-230731 Horizontal
: SA n48 40M Ch638000 106RB0 QPSK

	Freq	Level	Detector	Ant Factor	Amp\Cb l	Filter	EIRPCF	Readin g	Limit	Margin	Pol
	MHz	dBm		dB/m	dB	dB	dB	dBuV	dBm	dB	
1	7140.00	-58.35	RMS	36.82	-51.96	1.11	-95.23	50.92	-40.00	-18.35	Horizontal
2	10710.00	-54.50	RMS	39.28	-49.86	0.54	-95.23	50.77	-40.00	-14.50	Horizontal
3	14280.00	-50.23	RMS	40.94	-45.73	0.77	-95.23	49.02	-40.00	-10.23	Horizontal
4	21420.00	-63.70	RMS	38.04	-40.34	-9.54	-95.23	43.37	-40.00	-23.70	Horizontal
5	24990.00	-62.18	RMS	39.14	-35.79	-9.54	-95.23	39.24	-40.00	-22.18	Horizontal
6	28560.00	-59.77	RMS	40.56	-33.85	-9.54	-95.23	38.29	-40.00	-19.77	Horizontal

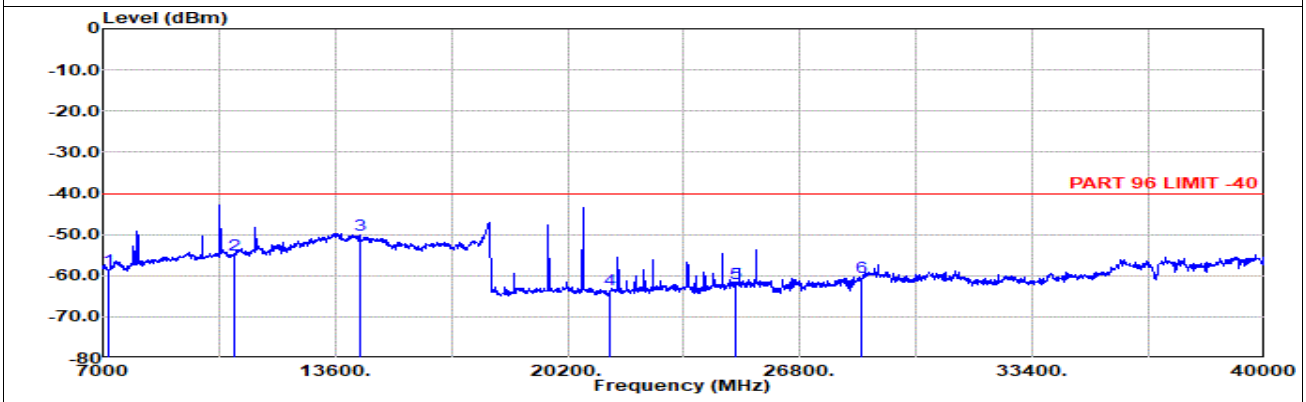

Site : 03CH12-HY
Condition: PART 96 LIMIT -40 3m 9120D-02114-230731 Vertical
: SA n48 40M Ch638000 106RB0 QPSK

	Freq	Level	Detector	Ant Factor	Amp\Cb l	Filter	EIRPCF	Readin g	Limit	Margin	Pol
	MHz	dBm		dB/m	dB	dB	dB	dBuV	dBm	dB	
1	7140.00	-58.42	RMS	36.82	-51.96	1.11	-95.23	50.85	-40.00	-18.42	Vertical
2	10710.00	-54.82	RMS	39.28	-49.86	0.54	-95.23	50.45	-40.00	-14.82	Vertical
3	14280.00	-50.13	RMS	40.94	-45.73	0.77	-95.23	49.12	-40.00	-10.13	Vertical
4	21420.00	-63.52	RMS	38.04	-40.34	-9.54	-95.23	43.55	-40.00	-23.52	Vertical
5	24990.00	-61.79	RMS	39.14	-35.79	-9.54	-95.23	39.63	-40.00	-21.79	Vertical
6	28560.00	-60.24	RMS	40.56	-33.85	-9.54	-95.23	37.82	-40.00	-20.24	Vertical

MIMO Antenna

Part 96 Mode 1

NR SA n48 40M Ch641666 106RB0 QPSK

M

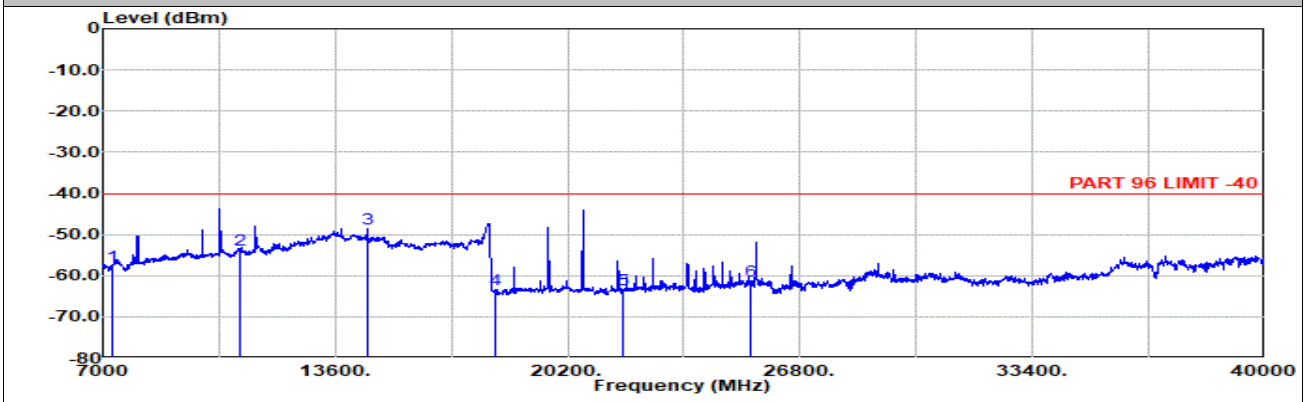

Site : 03CH12-HY
Condition: PART 96 LIMIT -40 3m 9120D-02114-230731 Horizontal
: SA n48 40M Ch641666 106RB0 QPSK

	Freq	Level	Detector	Ant Factor	Amp\Cb l	Filter	EIRPCF	Readin g	Limit	Margin	Pol
	MHz	dBm		dB/m	dB	dB	dB	dBuV	dBm	dB	
1	7250.00	-57.66	RMS	37.20	-51.94	0.99	-95.23	51.32	-40.00	-17.66	Horizontal
2	10875.00	-53.68	RMS	39.60	-49.62	0.55	-95.23	51.02	-40.00	-13.68	Horizontal
3	14500.00	-48.48	RMS	40.80	-45.50	0.78	-95.23	50.67	-40.00	-8.48	Horizontal
4	18125.00	-63.50	RMS	37.90	-42.86	-9.54	-95.23	46.23	-40.00	-23.50	Horizontal
5	21750.00	-63.31	RMS	38.00	-39.57	-9.54	-95.23	43.03	-40.00	-23.31	Horizontal
6	25375.00	-61.31	RMS	39.15	-34.68	-9.54	-95.23	38.99	-40.00	-21.31	Horizontal

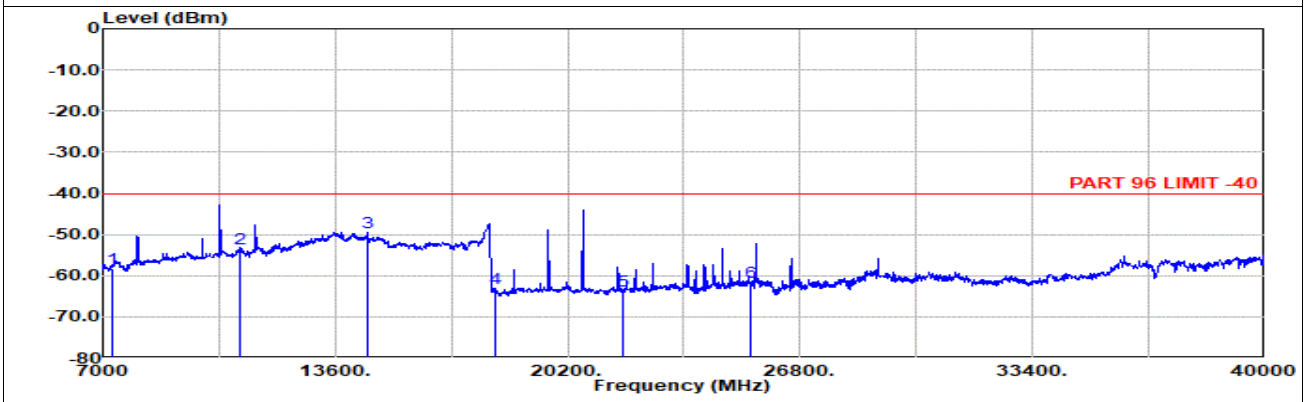

Site : 03CH12-HY
Condition: PART 96 LIMIT -40 3m 9120D-02114-230731 Vertical
: SA n48 40M Ch641666 106RB0 QPSK

	Freq	Level	Detector	Ant Factor	Amp\Cb l	Filter	EIRPCF	Readin g	Limit	Margin	Pol
	MHz	dBm		dB/m	dB	dB	dB	dBuV	dBm	dB	
1	7250.00	-58.27	RMS	37.20	-51.94	0.99	-95.23	50.71	-40.00	-18.27	Vertical
2	10875.00	-53.50	RMS	39.60	-49.62	0.55	-95.23	51.20	-40.00	-13.50	Vertical
3	14500.00	-49.54	RMS	40.80	-45.50	0.78	-95.23	49.61	-40.00	-9.54	Vertical
4	18125.00	-63.07	RMS	37.90	-42.86	0.00	-95.23	37.12	-40.00	-23.07	Vertical
5	21750.00	-63.76	RMS	38.00	-39.57	0.00	-95.23	33.04	-40.00	-23.76	Vertical
6	25375.00	-61.58	RMS	39.15	-34.68	0.00	-95.23	29.18	-40.00	-21.58	Vertical

MIMO Antenna

Part 96 Mode 1

NR SA n48 40M Ch645332 106RB0 QPSK

H

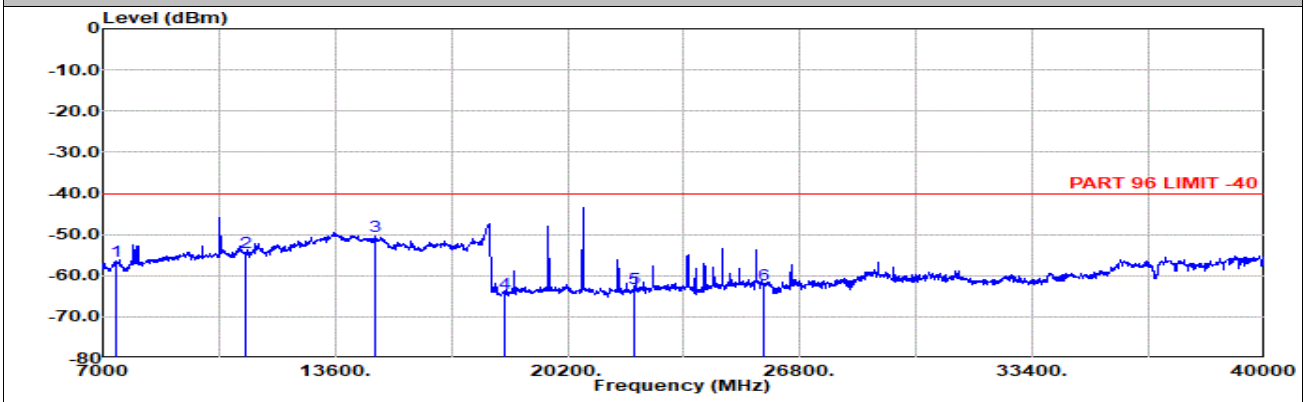

Site : 03CH12-HY
Condition: PART 96 LIMIT -40 3m 9120D-02114-230731 Horizontal
: SA n48 40M Ch645332 106RB0 QPSK

	Freq	Level	Detector	Ant Factor	Amp\Cb l	Filter	EIRPCF	Readin g	Limit	Margin	Pol
	MHz	dBm		dB/m	dB	dB	dB	dBuV	dBm	dB	
1	7363.00	-56.60	RMS	36.92	-51.74	0.96	-95.23	52.49	-40.00	-16.60	Horizontal
2	11040.00	-54.47	RMS	38.92	-49.31	0.55	-95.23	50.60	-40.00	-14.47	Horizontal
3	14720.00	-50.38	RMS	40.66	-45.53	0.79	-95.23	48.93	-40.00	-10.38	Horizontal
4	18407.00	-64.21	RMS	37.71	-43.09	-9.54	-95.23	45.94	-40.00	-24.21	Horizontal
5	22089.00	-62.97	RMS	37.90	-38.85	-9.54	-95.23	42.75	-40.00	-22.97	Horizontal
6	25770.00	-62.19	RMS	39.00	-34.81	-9.54	-95.23	38.39	-40.00	-22.19	Horizontal

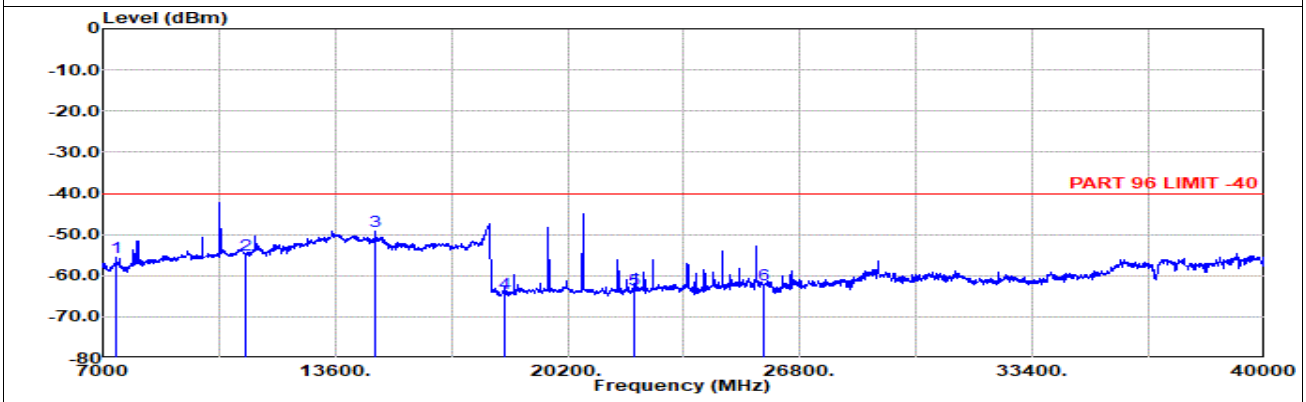

Site : 03CH12-HY
Condition: PART 96 LIMIT -40 3m 9120D-02114-230731 Vertical
: SA n48 40M Ch645332 106RB0 QPSK

	Freq	Level	Detector	Ant Factor	Amp\Cb l	Filter	EIRPCF	Readin g	Limit	Margin	Pol
	MHz	dBm		dB/m	dB	dB	dB	dBuV	dBm	dB	
1	7363.00	-55.68	RMS	36.92	-51.74	0.96	-95.23	53.41	-40.00	-15.68	Vertical
2	11040.00	-54.99	RMS	38.92	-49.31	0.55	-95.23	50.08	-40.00	-14.99	Vertical
3	14720.00	-49.31	RMS	40.66	-45.53	0.79	-95.23	50.00	-40.00	-9.31	Vertical
4	18407.00	-64.32	RMS	37.71	-43.09	-9.54	-95.23	45.83	-40.00	-24.32	Vertical
5	22089.00	-63.36	RMS	37.90	-38.85	-9.54	-95.23	42.36	-40.00	-23.36	Vertical
6	25770.00	-62.23	RMS	39.00	-34.81	-9.54	-95.23	38.35	-40.00	-22.23	Vertical

MIMO Antenna

Part 96 Mode 1

NR SA n48 40M Ch641666 1RB1 BPSK

M

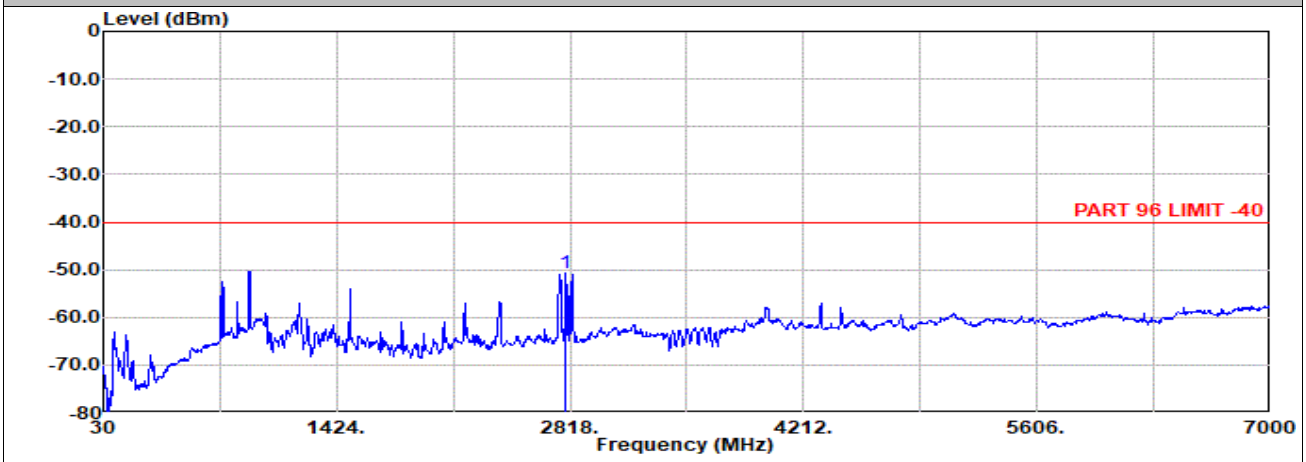

Site : 03CH12-HY
Condition: PART 96 LIMIT -40 3m 9120D-02114-230731 Horizontal
: SA n48 20M Ch641666 106RB0 QPSK

	Freq	Level	Detector	Ant Factor	Amp\Cb l	Filter	EIRPCF	Readin g	Limit	Margin	Pol
	MHz	dBm		dB/m	dB	dB	dB	dBuV	dBm	dB	
1	2793.61	-50.57	RMS	28.50	-58.26	0.86	-95.23	73.56	-40.00	-10.57	Horizontal

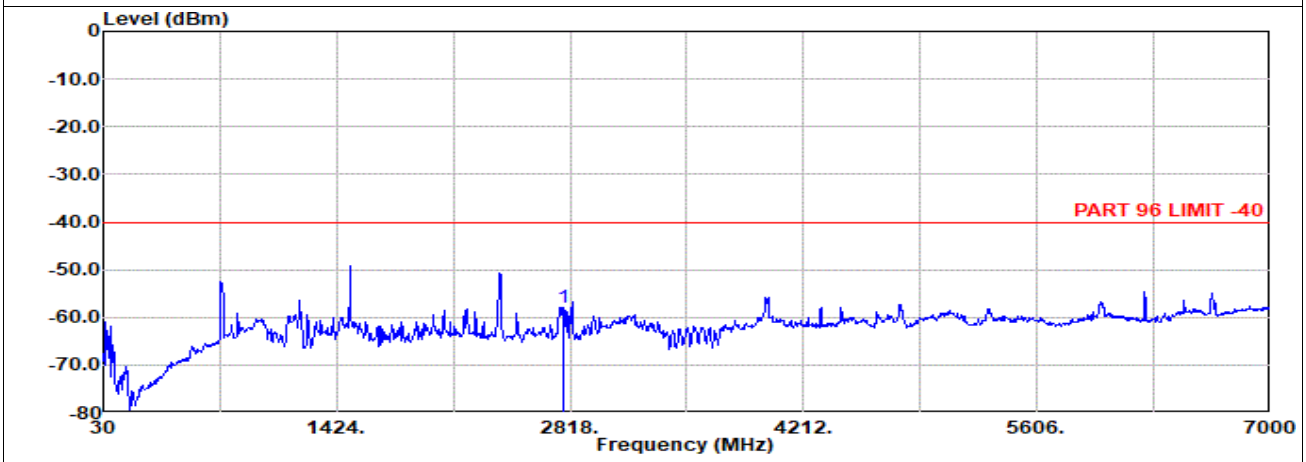

Site : 03CH12-HY
Condition: PART 96 LIMIT -40 3m 9120D-02114-230731 Vertical
: SA n48 20M Ch641666 106RB0 QPSK

	Freq	Level	Detector	Ant Factor	Amp\Cb l	Filter	EIRPCF	Readin g	Limit	Margin	Pol
	MHz	dBm		dB/m	dB	dB	dB	dBuV	dBm	dB	
1	2779.67	-57.98	RMS	28.60	-58.32	0.87	-95.23	66.10	-40.00	-17.98	Vertical

From Sporton Test Report FG3N0925-03A

B2. Summary of each worse mode

Mode	Part	Band	Ch	Freq (MHz)	Level (dBm)	Det	Ant Factor (dB)	Amp\Cbl (dB)	Filter (dB)	EIRPCF (dB)	Reading (dBuV)	Limit (dBm)	Margin (dB)	Pol	Ant
1	Part 96	NR SA n48	M	14466	-51.03	RMS	40.80	-45.45	0.78	-95.23	48.07	-40.00	-11.03	V	0+1+2+3

Antenna 0+1+2+3

Part 96 Mode 1

NR SA n48 40M Ch641666 106RB0 QPSK

M

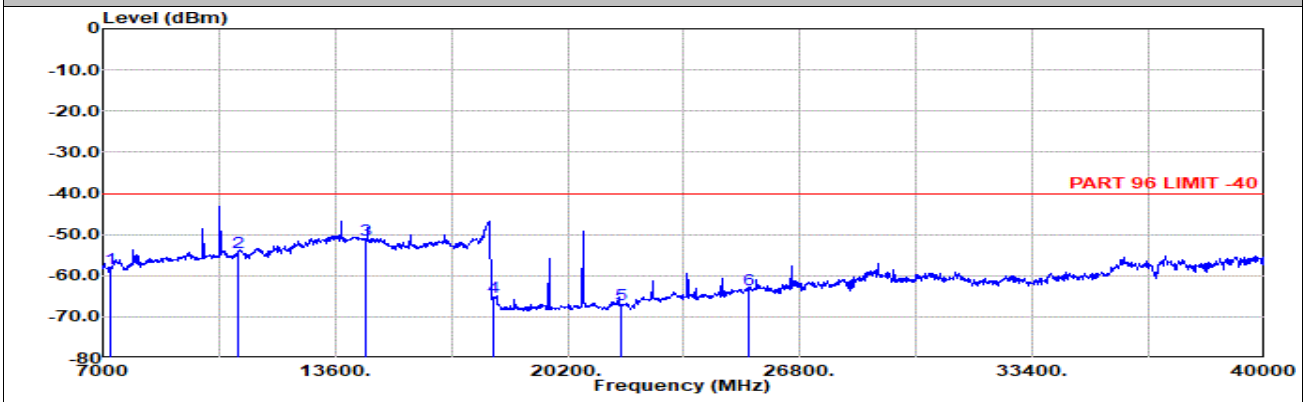

Site : 03CH12-HY
Condition: PART 96 LIMIT -40 1m SHF_00993_231124 Horizontal
: NR SA n48 40M Ch641666 106RB0 QPSK

	Freq	Level	Detector	Ant Factor	Amp\Cb l	Filter	EIRPCF	Readin g	Limit	Margin	Pol
	MHz	dBm		dB/m	dB	dB	dB	dBuV	dBm	dB	
1	7233.00	-58.12	RMS	37.17	-51.92	0.99	-95.23	50.87	-40.00	-18.12	Horizontal
2	10850.00	-54.21	RMS	39.30	-49.81	0.55	-95.23	50.97	-40.00	-14.21	Horizontal
3	14466.00	-51.33	RMS	40.80	-45.45	0.78	-95.23	47.77	-40.00	-11.33	Horizontal
4	18080.00	-65.13	RMS	37.80	-32.09	-9.54	-95.23	33.93	-40.00	-25.13	Horizontal
5	21699.00	-66.90	RMS	37.90	-29.60	-9.54	-95.23	29.57	-40.00	-26.90	Horizontal
6	25315.00	-63.26	RMS	39.10	-26.29	-9.54	-95.23	28.70	-40.00	-23.26	Horizontal

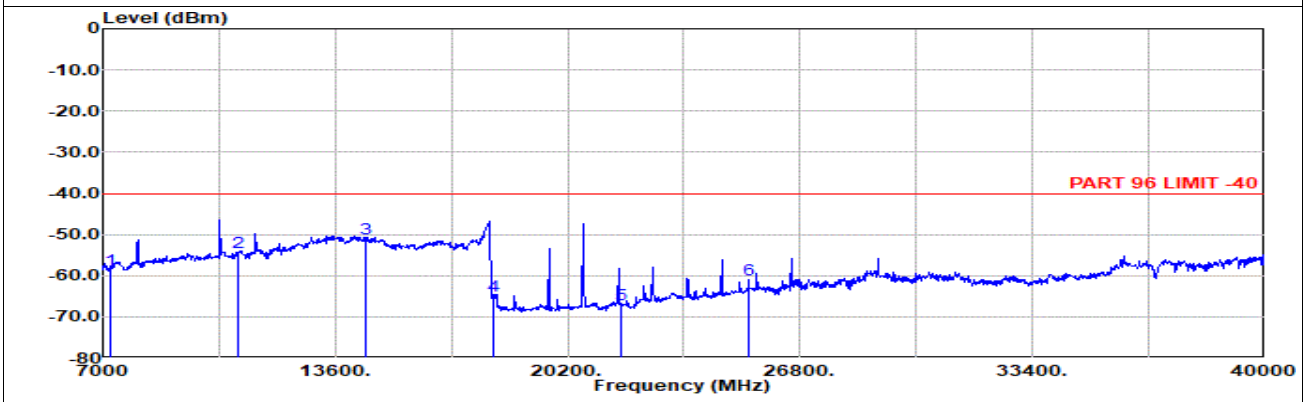

Site : 03CH12-HY
Condition: PART 96 LIMIT -40 1m SHF_00993_231124 Vertical
: NR SA n48 40M Ch641666 106RB0 QPSK

	Freq	Level	Detector	Ant Factor	Amp\Cb l	Filter	EIRPCF	Readin g	Limit	Margin	Pol
	MHz	dBm		dB/m	dB	dB	dB	dBuV	dBm	dB	
1	7233.00	-58.50	RMS	37.17	-51.92	0.99	-95.23	50.49	-40.00	-18.50	Vertical
2	10850.00	-54.34	RMS	39.30	-49.81	0.55	-95.23	50.84	-40.00	-14.34	Vertical
3	14466.00	-51.03	RMS	40.80	-45.45	0.78	-95.23	48.07	-40.00	-11.03	Vertical
4	18080.00	-64.99	RMS	37.80	-32.09	-9.54	-95.23	34.07	-40.00	-24.99	Vertical
5	21699.00	-66.88	RMS	37.90	-29.60	-9.54	-95.23	29.59	-40.00	-26.88	Vertical
6	25315.00	-60.94	RMS	39.10	-26.29	-9.54	-95.23	31.02	-40.00	-20.94	Vertical

Antenna 0+1+2+3

Part 96 Mode 1
NR SA n48 40M Ch641666 106RB0 QPSK
M

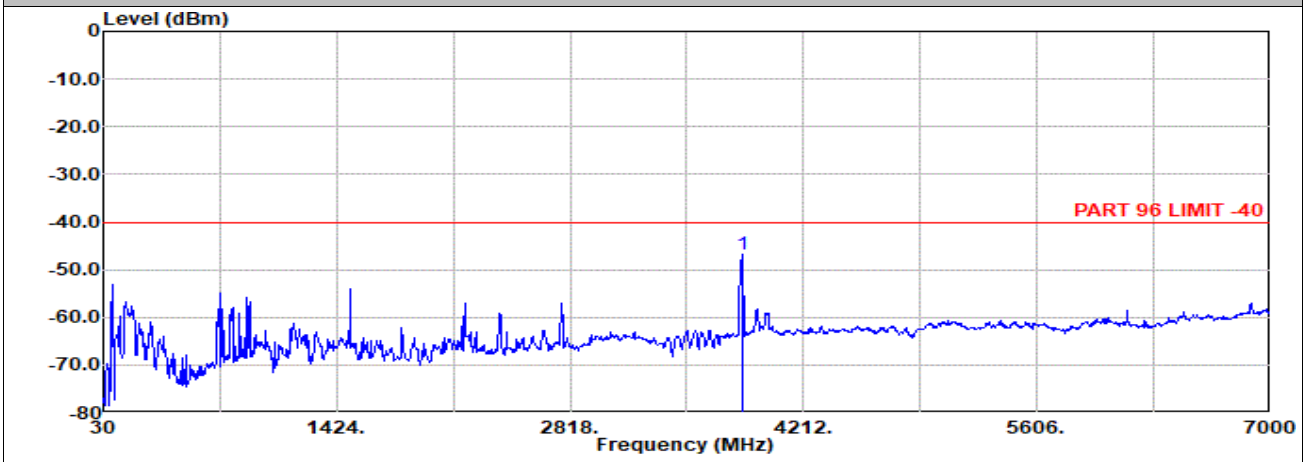

Site : 03CH12-HY
Condition: PART 96 LIMIT -40 3m 9120D-02114-230731 Horizontal
: NR SA n48 40M Ch641666 106RB0 QPSK

	Freq	Level	Detector	Ant Factor	Amp\Cb l	Filter	EIRPCF	Readin g	Limit	Margin	Pol
	MHz	dBm		dB/m	dB	dB	dB	dBuV	dBm	dB	
1	3850.00	-46.86	RMS	30.50	-57.31	0.60	-95.23	74.58	------	------	Horizontal

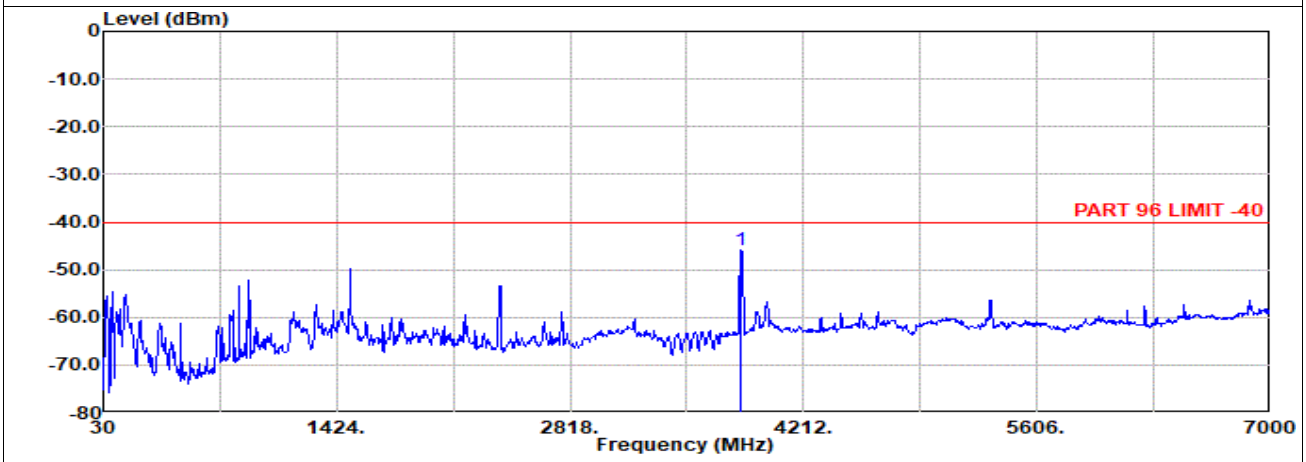

Site : 03CH12-HY
Condition: PART 96 LIMIT -40 3m 9120D-02114-230731 Vertical
: NR SA n48 40M Ch641666 106RB0 QPSK

	Freq	Level	Detector	Ant Factor	Amp\Cb l	Filter	EIRPCF	Readin g	Limit	Margin	Pol
	MHz	dBm		dB/m	dB	dB	dB	dBuV	dBm	dB	
1	3838.00	-45.96	RMS	30.43	-57.37	0.61	-95.23	75.60	------	------	Vertical

Appendix C. Spot Check Evaluation on 2AZUL-RS8682

Conducted power test and radiated spurious emission test configurations were selected from the worst cases identified in the reference model and tested to demonstrate the test data from reference model remains representative for the variant model.

The deviation between the spot check and the referenced values is within 3dB, therefore data referencing is justified according to the guidance in the ECR inquiry

Mode	Test Item	RS8682 Reference Worst mode Test Result	RS8682 Variant Check Test Result	Deviation	Limit (dB)
5G NR N48	Effective Isotropic Radiated Power	44.50dBm	45.11 dBm	-0.61	Deviation (ddB) < 1 dB
	Radiated Spurious Emission	-48.48 dBuV/m	-48.50 dBuV/m	0.02	Deviation (ddB) < 3 dB

List of Measuring Equipment

Instrument	Brand Name	Model No.	Serial No.	Characteristics	Calibration Date	Test Date	Due Date	Remark
Signal Analyzer	Rohde & Schwarz	FSV3044	101356	10Hz~44GHz	Aug. 05, 2024	Apr. 07, 2025~ Apr. 15, 2025	Aug. 04, 2025	Conducted (TH02-HY)
Hygrometer	TECPEL	DTM-303B	TP200886	Temperature & Humidity	Mar. 03, 2025	Apr. 07, 2025~ Apr. 15, 2025	Mar. 02, 2026	Conducted (TH02-HY)
Software	Sporotn	FCC 5GNR Test Tools	N/Ass	Ver1.0	NCR	Apr. 07, 2025~ Apr. 15, 2025	NCR	Conducted (TH02-HY)
Loop Antenna	Rohde & Schwarz	HFH2-Z2	100315	9 kHz~30 MHz	Feb. 23, 2024	Jul. 08, 2024~ Feb. 21, 2025	Feb. 22, 2025	Radiation (03CH12-HY)
Loop Antenna	Rohde & Schwarz	HFH2-Z2	100488	9 kHz~30 MHz	Aug. 29, 2024	Feb. 22, 2025~ Apr. 16, 2025	Aug. 28, 2025	Radiation (03CH12-HY)
Bilog Antenna	TESEQ	CBL 6111D & 00800N1D01N -06	37059 & 01	30MHz~1GHz	Nov. 03, 2023	Jul. 08, 2024~ Nov. 01, 2024	Nov. 02, 2024	Radiation (03CH12-HY)
Bilog Antenna	TESEQ	CBL 6111D & 00800N1D01N -06	35419 & 03	30MHz~1GHz	Apr. 04, 2024	Nov. 02, 2024~ Apr. 16, 2025	Apr. 21, 2025	Radiation (03CH12-HY)
Horn Antenna	SCHWARZBECK	BBHA 9120 D	9120D-02038	1GHz~18GHz	Jul. 31, 2023	Jul. 08, 2024~ Jul. 28, 2024	Jul. 30, 2024	Radiation (03CH12-HY)
Horn Antenna	SCHWARZBECK	BBHA 9120 D	9120D-02038	1GHz~18GHz	Jul. 29, 2024	Jul. 29, 2024~ Apr. 16, 2025	Jul. 28, 2025	Radiation (03CH12-HY)
SHF-EHF Horn Antenna	SCHWARZBECK	BBHA9170	00993	18GHz-40GHz	Nov. 24, 2023	Jul. 08, 2024~ Nov. 17, 2024	Nov. 23, 2024	Radiation (03CH12-HY)
SHF-EHF Horn Antenna	SCHWARZBECK	BBHA9170	00993	18GHz-40GHz	Nov. 18, 2024	Nov. 18, 2024~ Apr. 16, 2025	Nov. 17, 2025	Radiation (03CH12-HY)
Preamplifier	COM-POWER	PA-103	161075	10MHz~1GHz	Mar. 20, 2024	Jul. 08, 2024~ Mar. 18, 2025	Mar. 19, 2025	Radiation (03CH12-HY)
Preamplifier	COM-POWER	PA-103	161075	10MHz~1GHz	Mar. 19, 2025	Mar. 19, 2025~ Apr. 16, 2025	Mar. 18, 2026	Radiation (03CH12-HY)
Preamplifier	Agilent	8449B	3008A02375	1GHz~26.5GHz	May 22, 2024	Jul. 08, 2024~ Apr. 16, 2025	May 21, 2025	Radiation (03CH12-HY)
Preamplifier	E-INSTRUMENT TECH LTD.	ERA-100M-18G-56-01-A70	EC1900249	1GHz-18GHz	Dec. 20, 2023	Jul. 08, 2024~ Dec. 18, 2024	Dec. 19, 2024	Radiation (03CH12-HY)
Preamplifier	E-INSTRUMENT TECH LTD.	ERA-100M-18G-56-01-A70	EC1900269	1GHz-18GHz	Dec. 19, 2024	Dec. 19, 2024~ Apr. 16, 2025	Dec. 18, 2025	Radiation (03CH12-HY)
Preamplifier	EMEC	EM18G40G	060715	18GHz~40GHz	Dec. 07, 2023	Jul. 08, 2024~ Dec. 01, 2024	Dec. 06, 2024	Radiation (03CH12-HY)
Preamplifier	EMEC	EM18G40G	060715	18GHz~40GHz	Dec. 02, 2024	Dec. 02, 2024~ Apr. 16, 2025	Dec. 01, 2025	Radiation (03CH12-HY)
Spectrum Analyzer	Keysight	N9010A	MY54200485	10Hz~44GHz	May 13, 2024	Jul. 08, 2024~ Apr. 16, 2025	May 12, 2025	Radiation (03CH12-HY)
EMI Test Receiver	Agilent	N9038A(MXE)	MY53290053	20Hz~26.5GHz	Aug. 29, 2023	Jul. 08, 2024~ Aug. 27, 2024	Aug. 28, 2024	Radiation (03CH12-HY)
EMI Test Receiver	Agilent	N9038A(MXE)	MY53290053	20Hz~26.5GHz	Sep. 09, 2024	Sep. 09, 2024~ Apr. 15, 2025	Sep. 08, 2025	Radiation (03CH12-HY)
Filter	Wainwright	WHKX12-900-1000-15000-60SS	SN11	1GHz High Pass Filter	Mar. 13, 2024	Jul. 08, 2024	Mar. 12, 2025	Radiation (03CH12-HY)

Instrument	Brand Name	Model No.	Serial No.	Characteristics	Calibration Date	Test Date	Due Date	Remark
Filter	Wainwright	WHKX12-900-1000-15000-60SS	SN11	1GHz High Pass Filter	Mar. 12, 2025	Apr. 16, 2025	Mar. 11, 2026	Radiation (03CH12-HY)
Filter	Wainwright	WHKX12-2700-3000-18000-60SS	SN2	3GHz High Pass Filter	Mar. 13, 2024	Jul. 08, 2024	Mar. 12, 2025	Radiation (03CH12-HY)
Filter	Wainwright	WHKX12-2700-3000-18000-60SS	SN2	3GHz High Pass Filter	Mar. 12, 2025	Apr. 16, 2025	Mar. 11, 2026	Radiation (03CH12-HY)
Filter	Wainwright	WHKX8-5872.5-6750-18000-40ST	SN2	6.75GHz High Pass Filter	Mar. 13, 2024	Jul. 08, 2024	Mar. 12, 2025	Radiation (03CH12-HY)
Filter	Wainwright	WHKX8-5872.5-6750-18000-40ST	SN2	6.75GHz High Pass Filter	Mar. 12, 2025	Apr. 16, 2025	Mar. 11, 2026	Radiation (03CH12-HY)
RF Cable	HUBER + SUHNER	SUCOFLEX 102	803951/2	9kHz~30MHz	Mar. 06, 2024	Jul. 08, 2024~ Mar. 04, 2025	Mar. 05, 2025	Radiation (03CH12-HY)
RF Cable	HUBER + SUHNER	SUCOFLEX 126E	0058/126E	30MHz~18GHz	Dec. 18, 2023	Jul. 08, 2024~ Dec. 16, 2024	Dec. 17, 2024	Radiation (03CH12-HY)
RF Cable	HUBER + SUHNER	EMC101Y-KM-KM-1000	240907	30MHz~40GHz	Dec. 14, 2024	Dec. 17, 2024~ Apr. 16 2025	Dec. 13, 2025	Radiation (03CH12-HY)
RF Cable	HUBER + SUHNER	SUCOFLEX 102	505134/2	30MHz~40GHz	Dec. 18, 2023	Jul. 08, 2024~ Dec. 16, 2024	Dec. 17, 2024	Radiation (03CH12-HY)
RF Cable	HUBER + SUHNER	SUCOFLEX 102	804390/2	30MHz~40GHz	Oct. 23, 2024	Dec. 17, 2024~ Apr. 16 2025	Oct. 22, 2025	Radiation (03CH12-HY)
RF Cable	HUBER + SUHNER	SUCOFLEX 102	803953/2	30MHz~40GHz	Dec. 18, 2023	Jul. 08, 2024~ Dec. 16, 2024	Dec. 17, 2024	Radiation (03CH12-HY)
RF Cable	HUBER + SUHNER	SUCOFLEX 102	804615/2	30MHz~40GHz	Oct. 23, 2024	Dec. 17, 2024~ Apr. 16 2025	Oct. 22, 2025	Radiation (03CH12-HY)
Hygrometer	TECPEL	DTM-303B	TP210117	N/A	Oct. 19, 2023	Jul. 08, 2024~ Oct. 17, 2024	Oct. 18, 2024	Radiation (03CH12-HY)
Hygrometer	TECPEL	DTM-303B	TP210117	N/A	Oct. 08, 2024	Oct. 18, 2024~ Apr. 16 2025	Oct. 07, 2025	Radiation (03CH12-HY)
Controller	EMEC	EM1000	N/A	Control Turn table & Ant Mast	N/A	Jul. 08, 2024~ Apr. 16 2025	N/A	Radiation (03CH12-HY)
Antenna Mast	EMEC	AM-BS-4500-B	N/A	1m~4m	N/A	Jul. 08, 2024~ Apr. 16 2025	N/A	Radiation (03CH12-HY)
Turn Table	EMEC	TT2000	N/A	0~360 Degree	N/A	Jul. 08, 2024~ Apr. 16 2025	N/A	Radiation (03CH12-HY)
Software	Audix	E3 6.2009-8-24	RK-000989	N/A	N/A	Jul. 08, 2024~ Apr. 16 2025	N/A	Radiation (03CH12-HY)