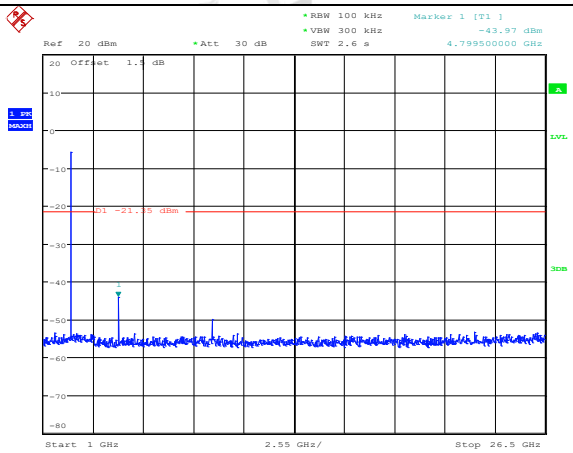

Date: 13.MAY.2021 14:51:41

2DH5_ANT1_2441_Ref

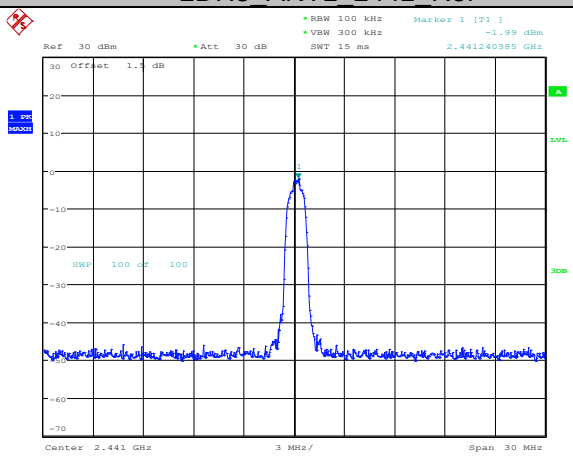

Date: 13.MAY.2021 14:52:24

2DH5_ANT1_2441_30~1000

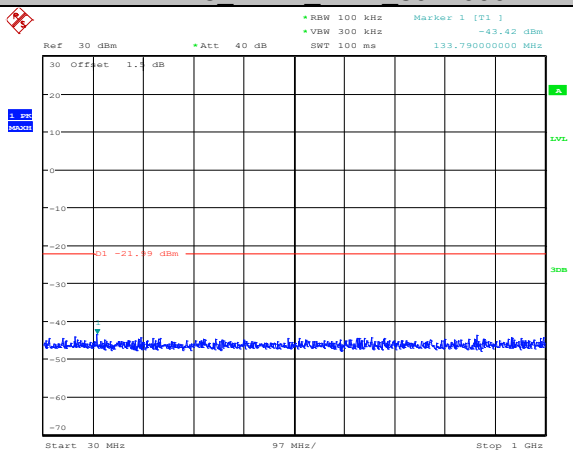

Date: 13.MAY.2021 14:52:32

2DH5_ANT1_2441_1000~26500

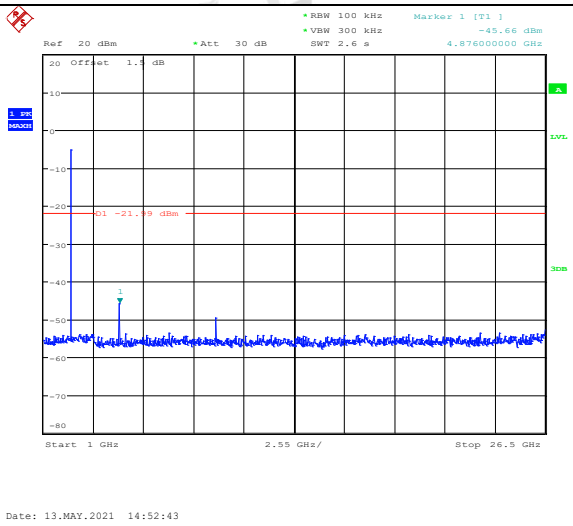

2DH5_ANT1_2480_Ref

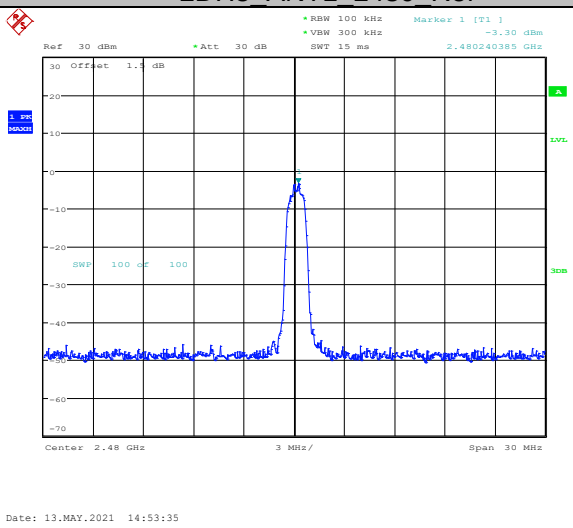

2DH5_ANT1_2480_30~1000

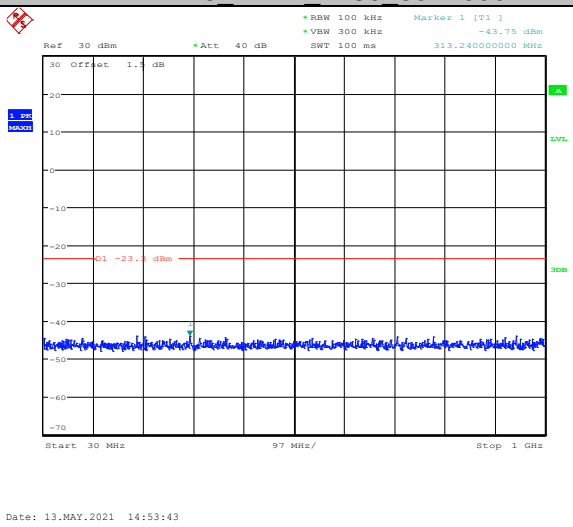

2DH5_ANT1_2480_1000~26500

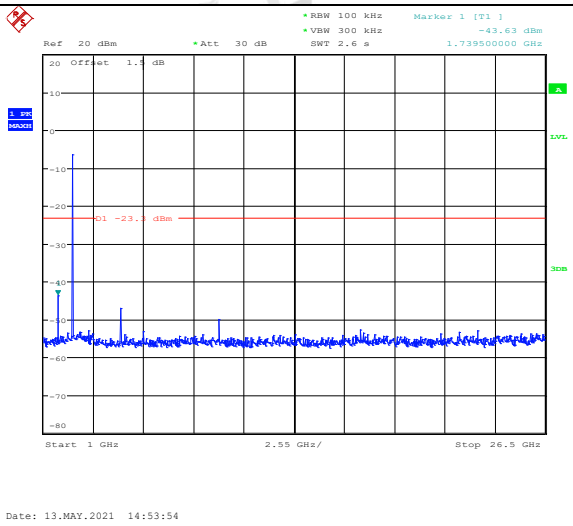

3DH5_ANT1_2402_Ref

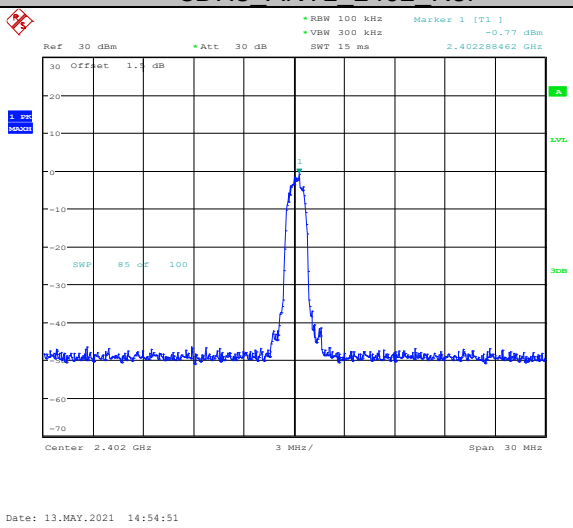

3DH5_ANT1_2402_30~1000

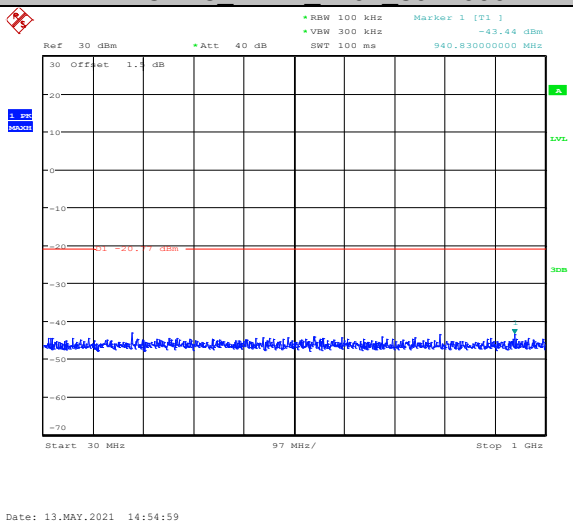

3DH5_ANT1_2402_1000~26500

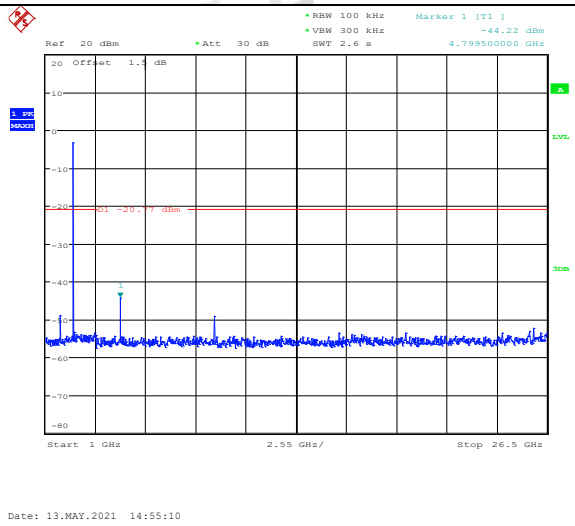

3DH5_ANT1_2441_Ref

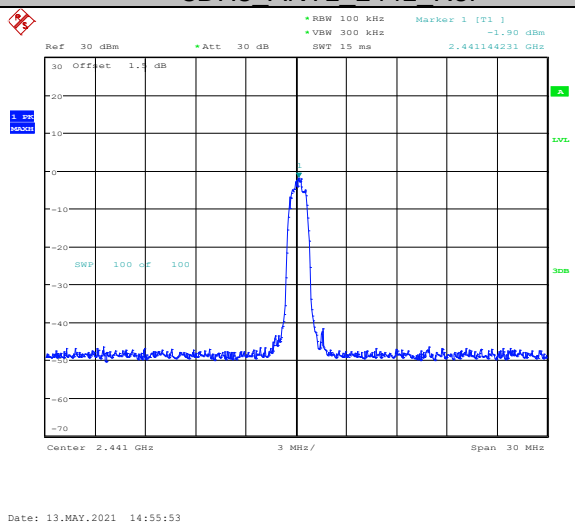

3DH5_ANT1_2441_30~1000

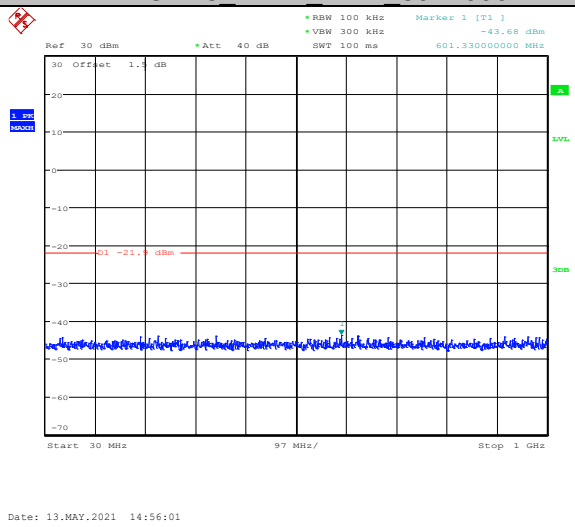

3DH5_ANT1_2441_1000~26500

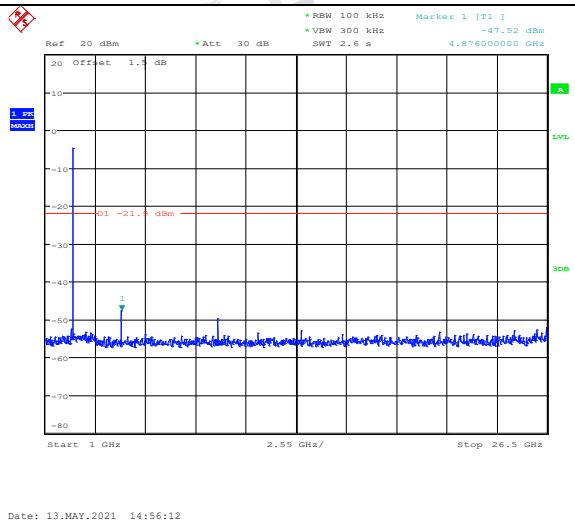

3DH5_ANT1_2480_Ref

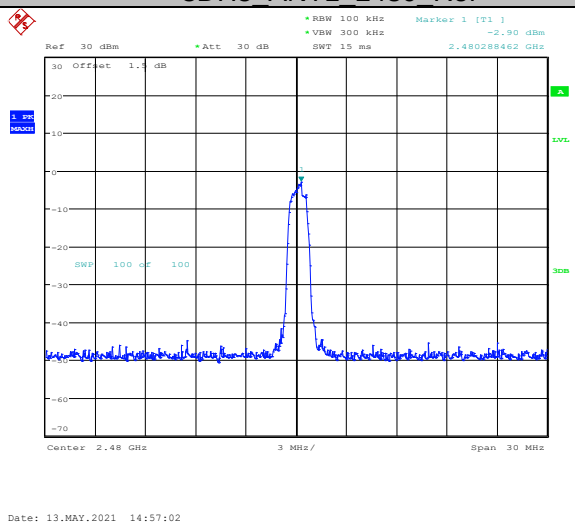

3DH5_ANT1_2480_30~1000

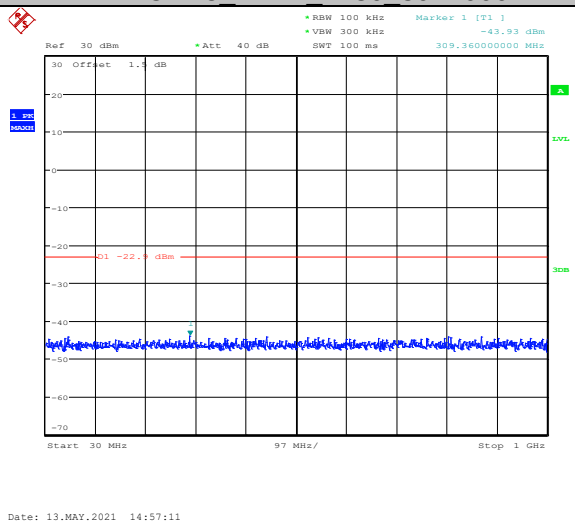

3DH5_ANT1_2480_1000~26500

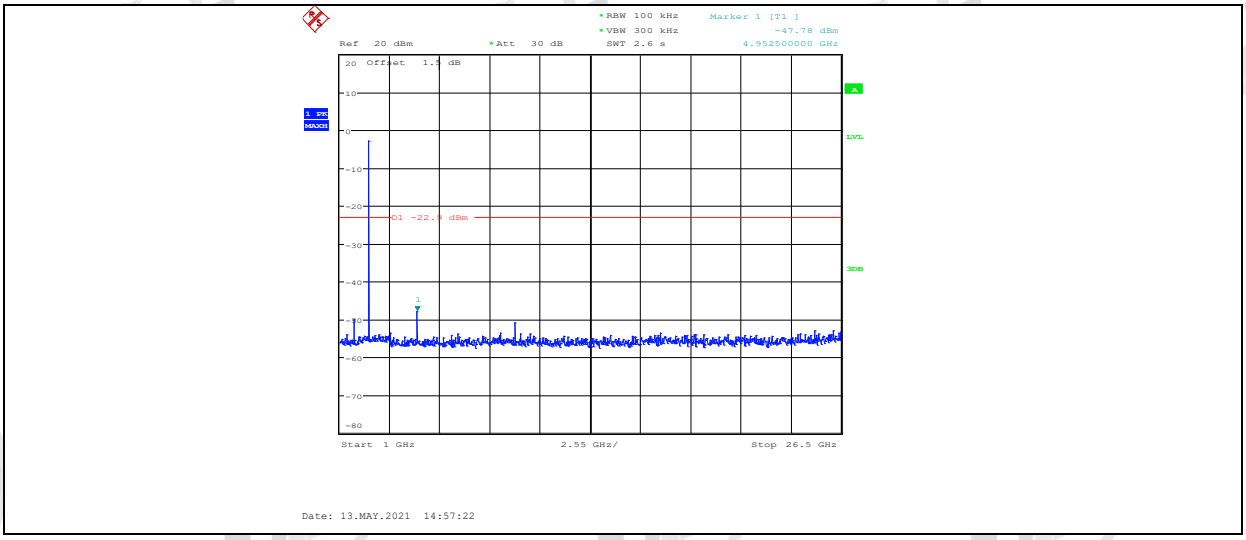
RBW 100 kHz
VBW 300 kHz
SWT 2.6 s
Marker 1 [T1]
-47.78 dBm
4.952500000 GHz
Ref 20 dBm
Att 30 dB
Offset 1.5 dB
1 PK
MAXH
A
LVL
3DB
O1 -22.9 dBm
Start 1 GHz
2.55 GHz/
Stop 26.5 GHz
Date: 13.MAY.2021 14:57:22

12. Band Edge Compliance (Radiated Method)

12.1. Block diagram of test setup

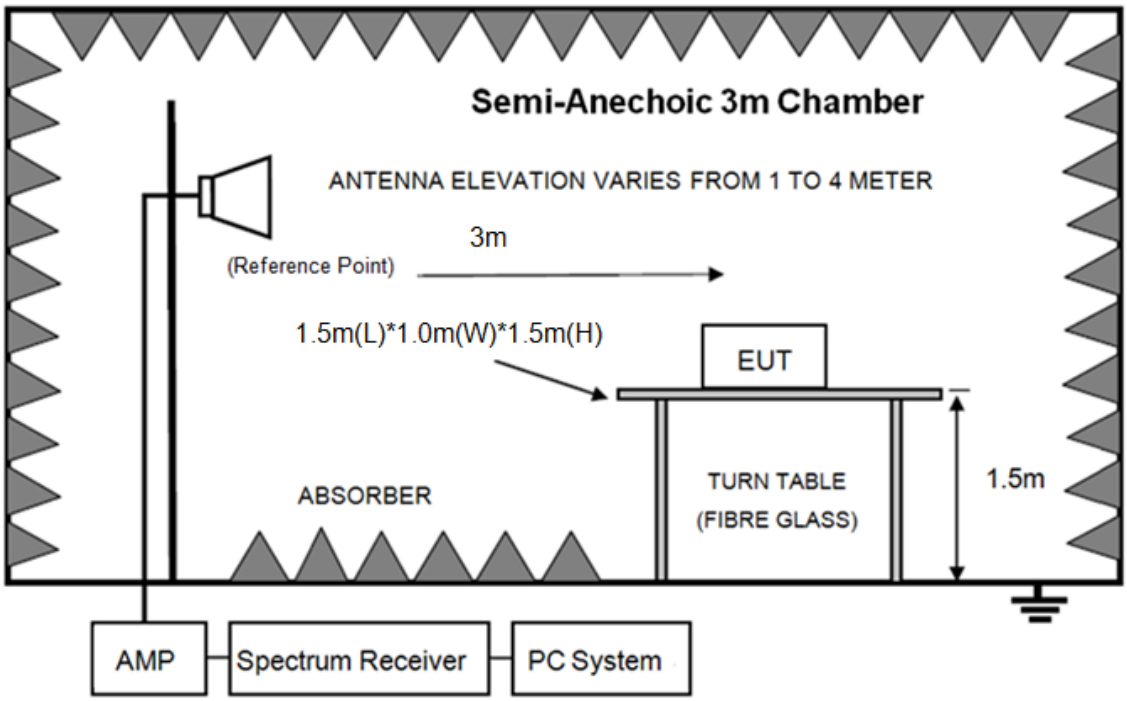

12.2. Limit

All restriction band should comply with 15.209, other emission should be at least 20 dB below the fundamental.

12.3. Test procedure

Same with clause 10.3 except change investigated frequency range from 2310 MHz to 2410 MHz and 2470 MHz to 2500 MHz.

Remark: All restriction band have been tested, and only the worst case is shown in report.

12.4. Test result

Pass. (See below detailed test result)
Remark: hopping on and hopping off mode all have been test, hopping off mode is worse and reported only, the worst case recorded in this report.

TR-4-E-009 Radiated Emission Test Result

Test Site	: DDT 3m Chamber 2#	D:\2021 RE2# Report Data\Q21041308-2E HY101\FCC ABOVE 1G.EM6	
Test Date	: 2021-05-18	**Tested By**	: Bairong
EUT	: Game speakers	**Model Number**	: HY101
Power Supply	: Battery	**Test Mode**	: Tx mode
Condition	: Temp:24.5°C,Humi:55%,Press:100.1kPa	**Antenna/Distance**	: 2020 BBHA9120D/3m/HORIZONTAL
Memo	: DH5 2402		

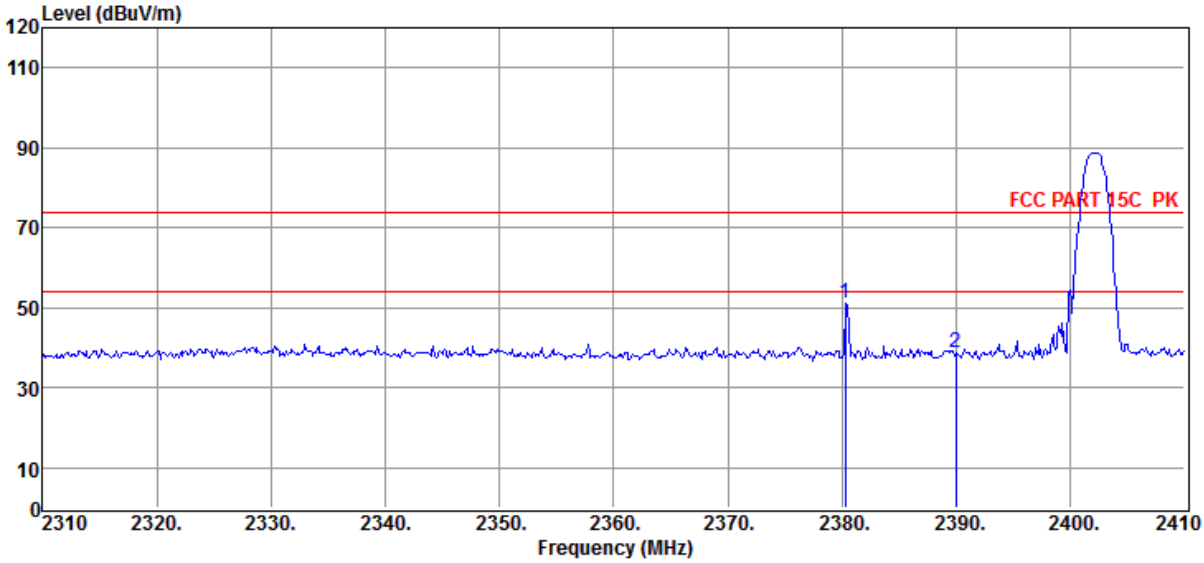

Item (Mark)	Freq. (MHz)	Read Level (dBµV)	Antenna Factor (dB/m)	PRM Factor dB	Cable Loss dB	Result Level (dBµV/m)	Limit Line (dBµV/m)	Over Limit (dB)	Detector	Polarization
1	2380.30	61.43	27.88	43.13	4.79	50.97	74.00	-23.03	Peak	HORIZONTAL
2	2390.00	49.12	27.89	43.14	4.80	38.67	74.00	-35.33	Peak	HORIZONTAL

Note: 1. Result Level = Read Level + Antenna Factor + Cable loss - PRM Factor.
2. If Peak Result complies with AV limit, AV Result is deemed to comply with AV limit.
3. Test setup: RBW: 1 MHz, VBW: 3 MHz, Sweep time: auto.

TR-4-E-009 Radiated Emission Test Result

Test Site	: DDT 3m Chamber 2#	D:\2021 RE2# Report Data\Q21041308-2E HY101\FCC ABOVE 1G.EM6	
Test Date	: 2021-05-18	**Tested By**	: Bairong
EUT	: Game speakers	**Model Number**	: HY101
Power Supply	: Battery	**Test Mode**	: Tx mode
Condition	: Temp:24.5°C,Humi:55%,Press:100.1kPa	**Antenna/Distance**	: 2020 BBHA9120D/3m/VERTICAL
Memo	: DH5 2402		

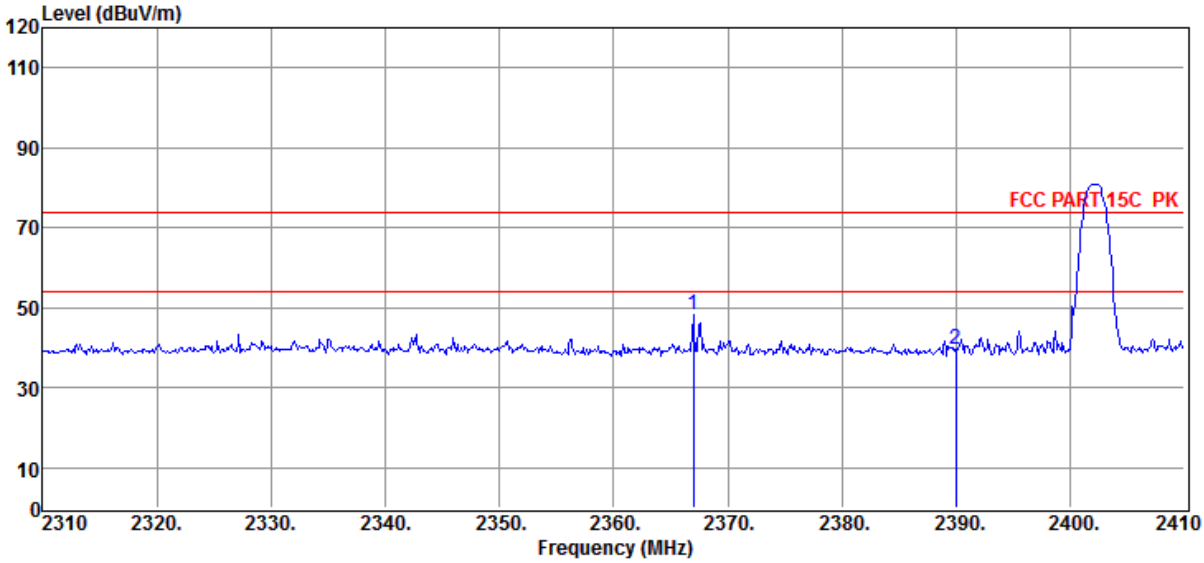

Item (Mark)	Freq. (MHz)	Read Level (dBµV)	Antenna Factor (dB/m)	PRM Factor dB	Cable Loss dB	Result Level (dBµV/m)	Limit Line (dBµV/m)	Over Limit (dB)	Detector	Polarization
1	2367.00	58.64	27.87	43.12	4.77	48.16	74.00	-25.84	Peak	VERTICAL
2	2390.00	50.23	27.89	43.14	4.80	39.78	74.00	-34.22	Peak	VERTICAL

Note: 1. Result Level = Read Level + Antenna Factor + Cable loss - PRM Factor.
2. If Peak Result complies with AV limit, AV Result is deemed to comply with AV limit.
3. Test setup: RBW: 1 MHz, VBW: 3 MHz, Sweep time: auto.

TR-4-E-009 Radiated Emission Test Result

Test Site	: DDT 3m Chamber 2#	D:\2021 RE2# Report Data\Q21041308-2E HY101\FCC ABOVE 1G.EM6	
Test Date	: 2021-05-18	**Tested By**	: Bairong
EUT	: Game speakers	**Model Number**	: HY101
Power Supply	: Battery	**Test Mode**	: Tx mode
Condition	: Temp:24.5°C,Humi:55%,Press:100.1kPa	**Antenna/Distance**	: 2020 BBHA9120D/3m/HORIZONTAL
Memo	: DH5 2480		

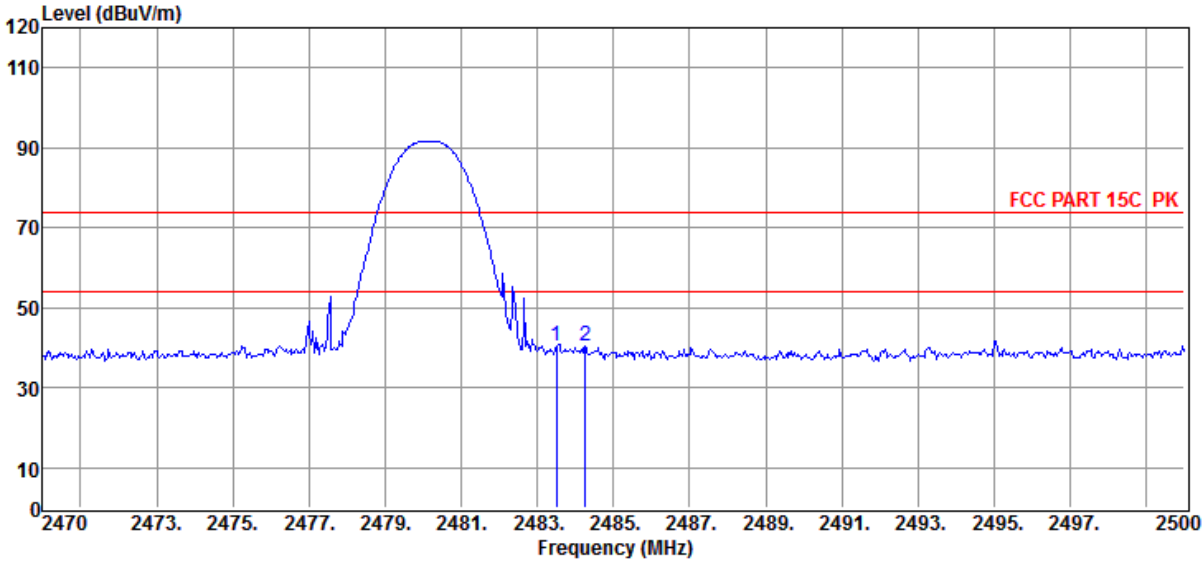

Item (Mark)	Freq. (MHz)	Read Level (dBµV)	Antenna Factor (dB/m)	PRM Factor dB	Cable Loss dB	Result Level (dBµV/m)	Limit Line (dBµV/m)	Over Limit (dB)	Detector	Polarization
1	2483.50	50.79	27.98	43.23	4.90	40.44	74.00	-33.56	Peak	HORIZONTAL
2	2484.25	50.78	27.98	43.23	4.90	40.43	74.00	-33.57	Peak	HORIZONTAL

Note: 1. Result Level = Read Level + Antenna Factor + Cable loss - PRM Factor.
2. If Peak Result complies with AV limit, AV Result is deemed to comply with AV limit.
3. Test setup: RBW: 1 MHz, VBW: 3 MHz, Sweep time: auto.

TR-4-E-009 Radiated Emission Test Result

Test Site	: DDT 3m Chamber 2#	D:\2021 RE2# Report Data\Q21041308-2E HY101\FCC ABOVE 1G.EM6	
Test Date	: 2021-05-18	**Tested By**	: Bairong
EUT	: Game speakers	**Model Number**	: HY101
Power Supply	: Battery	**Test Mode**	: Tx mode
Condition	: Temp:24.5°C,Humi:55%,Press:100.1kPa	**Antenna/Distance**	: 2020 BBHA9120D/3m/VERTICAL
Memo	: DH5 2480		

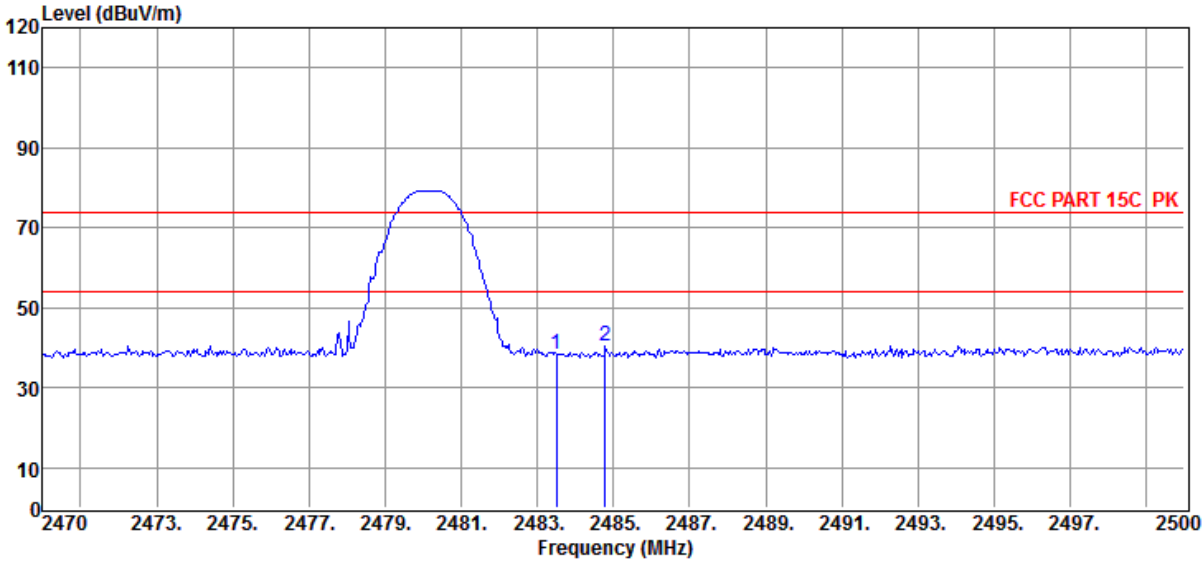

Item (Mark)	Freq. (MHz)	Read Level (dBµV)	Antenna Factor (dB/m)	PRM Factor dB	Cable Loss dB	Result Level (dBµV/m)	Limit Line (dBµV/m)	Over Limit (dB)	Detector	Polarization
1	2483.50	48.90	27.98	43.23	4.90	38.55	74.00	-35.45	Peak	VERTICAL
2	2484.79	50.62	27.98	43.24	4.90	40.26	74.00	-33.74	Peak	VERTICAL

Note: 1. Result Level = Read Level + Antenna Factor + Cable loss - PRM Factor.
2. If Peak Result complies with AV limit, AV Result is deemed to comply with AV limit.
3. Test setup: RBW: 1 MHz, VBW: 3 MHz, Sweep time: auto.

TR-4-E-009 Radiated Emission Test Result

Test Site	: DDT 3m Chamber 2#	D:\2021 RE2# Report Data\Q21041308-2E HY101\FCC ABOVE 1G.EM6	
Test Date	: 2021-05-18	**Tested By**	: Bairong
EUT	: Game speakers	**Model Number**	: HY101
Power Supply	: Battery	**Test Mode**	: Tx mode
Condition	: Temp:24.5°C,Humi:55%,Press:100.1kPa	**Antenna/Distance**	: 2020 BBHA9120D/3m/HORIZONTAL
Memo	: 2DH5 2402		

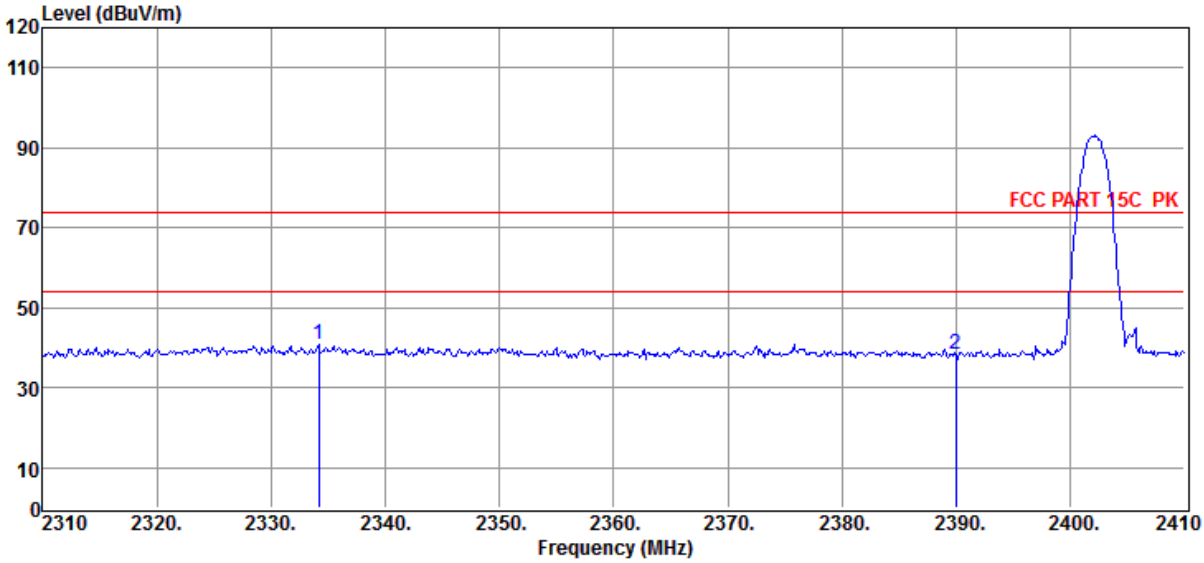

Item (Mark)	Freq. (MHz)	Read Level (dBµV)	Antenna Factor (dB/m)	PRM Factor dB	Cable Loss dB	Result Level (dBµV/m)	Limit Line (dBµV/m)	Over Limit (dB)	Detector	Polarization
1	2334.20	51.17	27.83	43.08	4.74	40.66	74.00	-33.34	Peak	HORIZONTAL
2	2390.00	48.65	27.89	43.14	4.80	38.20	74.00	-35.80	Peak	HORIZONTAL

Note: 1. Result Level = Read Level + Antenna Factor + Cable loss - PRM Factor.
2. If Peak Result complies with AV limit, AV Result is deemed to comply with AV limit.
3. Test setup: RBW: 1 MHz, VBW: 3 MHz, Sweep time: auto.

TR-4-E-009 Radiated Emission Test Result

Test Site	: DDT 3m Chamber 2#	D:\2021 RE2# Report Data\Q21041308-2E HY101\FCC ABOVE 1G.EM6	
Test Date	: 2021-05-18	**Tested By**	: Bairong
EUT	: Game speakers	**Model Number**	: HY101
Power Supply	: Battery	**Test Mode**	: Tx mode
Condition	: Temp:24.5°C,Humi:55%,Press:100.1kPa	**Antenna/Distance**	: 2020 BBHA9120D/3m/VERTICAL
Memo	: 2DH5 2402		

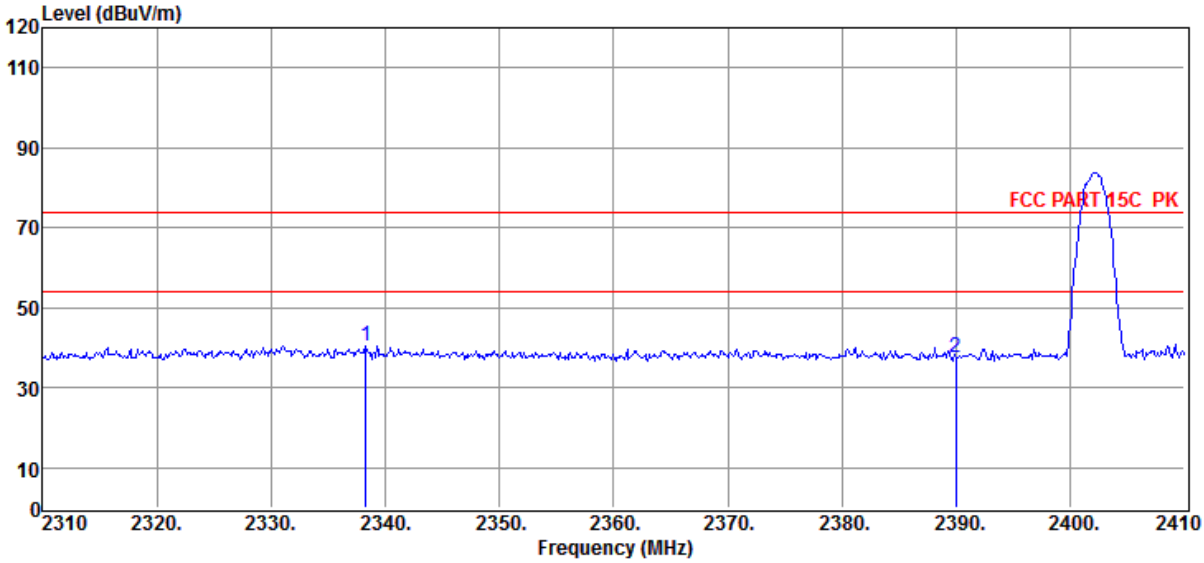

Item (Mark)	Freq. (MHz)	Read Level (dBµV)	Antenna Factor (dB/m)	PRM Factor dB	Cable Loss dB	Result Level (dBµV/m)	Limit Line (dBµV/m)	Over Limit (dB)	Detector	Polarization
1	2338.30	50.88	27.84	43.09	4.74	40.37	74.00	-33.63	Peak	VERTICAL
2	2390.00	48.17	27.89	43.14	4.80	37.72	74.00	-36.28	Peak	VERTICAL

Note: 1. Result Level = Read Level + Antenna Factor + Cable loss - PRM Factor.
2. If Peak Result complies with AV limit, AV Result is deemed to comply with AV limit.
3. Test setup: RBW: 1 MHz, VBW: 3 MHz, Sweep time: auto.

TR-4-E-009 Radiated Emission Test Result

Test Site	: DDT 3m Chamber 2#	D:\2021 RE2# Report Data\Q21041308-2E HY101\FCC ABOVE 1G.EM6	
Test Date	: 2021-05-18	**Tested By**	: Bairong
EUT	: Game speakers	**Model Number**	: HY101
Power Supply	: Battery	**Test Mode**	: Tx mode
Condition	: Temp:24.5°C,Humi:55%,Press:100.1kPa	**Antenna/Distance**	: 2020 BBHA9120D/3m/HORIZONTAL
Memo	: 2DH5 2480		

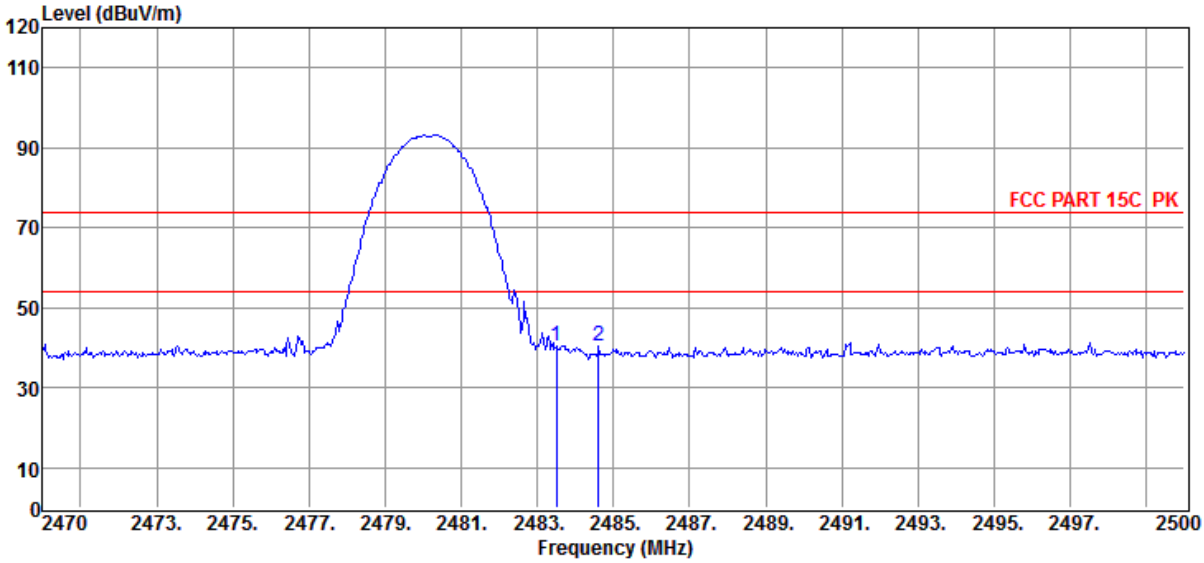

Item (Mark)	Freq. (MHz)	Read Level (dBµV)	Antenna Factor (dB/m)	PRM Factor dB	Cable Loss dB	Result Level (dBµV/m)	Limit Line (dBµV/m)	Over Limit (dB)	Detector	Polarization
1	2483.50	50.67	27.98	43.23	4.90	40.32	74.00	-33.68	Peak	HORIZONTAL
2	2484.61	50.85	27.98	43.24	4.90	40.49	74.00	-33.51	Peak	HORIZONTAL

Note: 1. Result Level = Read Level + Antenna Factor + Cable loss - PRM Factor.
2. If Peak Result complies with AV limit, AV Result is deemed to comply with AV limit.
3. Test setup: RBW: 1 MHz, VBW: 3 MHz, Sweep time: auto.

TR-4-E-009 Radiated Emission Test Result

Test Site	: DDT 3m Chamber 2#	D:\2021 RE2# Report Data\Q21041308-2E HY101\FCC ABOVE 1G.EM6	
Test Date	: 2021-05-18	**Tested By**	: Bairong
EUT	: Game speakers	**Model Number**	: HY101
Power Supply	: Battery	**Test Mode**	: Tx mode
Condition	: Temp:24.5°C,Humi:55%,Press:100.1kPa	**Antenna/Distance**	: 2020 BBHA9120D/3m/VERTICAL
Memo	: 2DH5 2480		

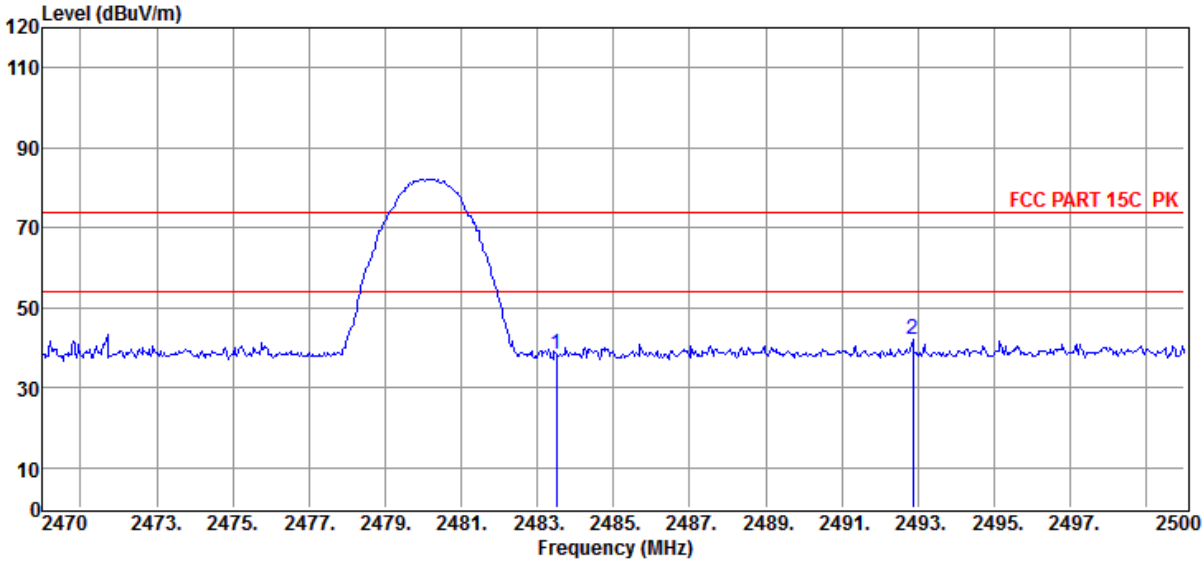

Item (Mark)	Freq. (MHz)	Read Level (dBµV)	Antenna Factor (dB/m)	PRM Factor dB	Cable Loss dB	Result Level (dBµV/m)	Limit Line (dBµV/m)	Over Limit (dB)	Detector	Polarization
1	2483.50	48.69	27.98	43.23	4.90	38.34	74.00	-35.66	Peak	VERTICAL
2	2492.86	52.51	27.99	43.24	4.91	42.17	74.00	-31.83	Peak	VERTICAL

Note: 1. Result Level = Read Level + Antenna Factor + Cable loss - PRM Factor.
2. If Peak Result complies with AV limit, AV Result is deemed to comply with AV limit.
3. Test setup: RBW: 1 MHz, VBW: 3 MHz, Sweep time: auto.

TR-4-E-009 Radiated Emission Test Result

Test Site	: DDT 3m Chamber 2#	D:\2021 RE2# Report Data\Q21041308-2E HY101\FCC ABOVE 1G.EM6	
Test Date	: 2021-05-18	**Tested By**	: Bairong
EUT	: Game speakers	**Model Number**	: HY101
Power Supply	: Battery	**Test Mode**	: Tx mode
Condition	: Temp:24.5°C,Humi:55%,Press:100.1kPa	**Antenna/Distance**	: 2020 BBHA9120D/3m/HORIZONTAL
Memo	: 3DH5 2402		

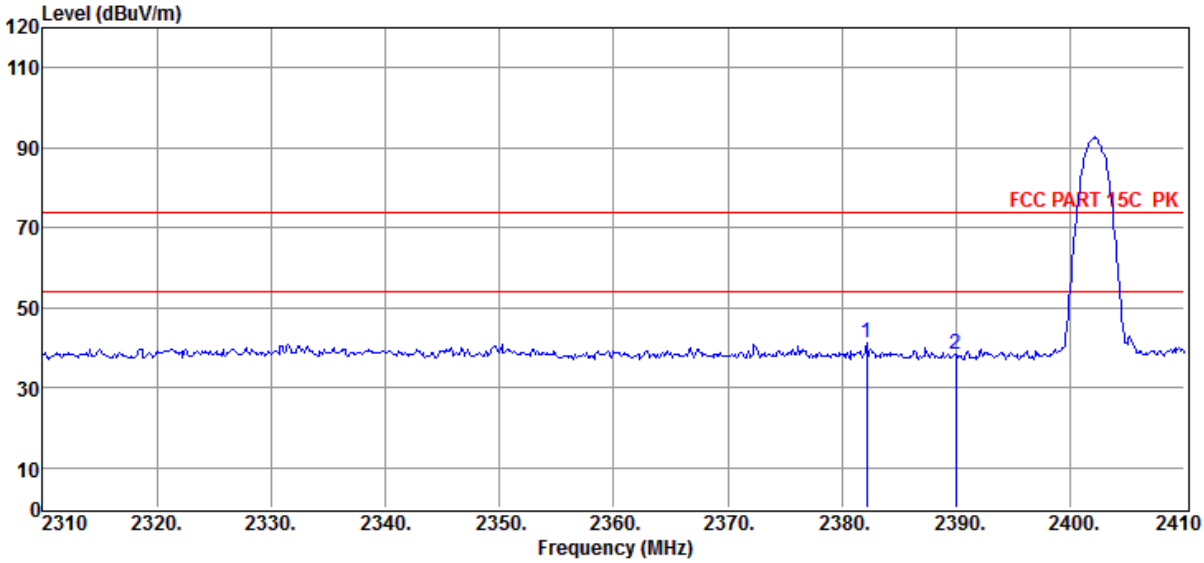

Item (Mark)	Freq. (MHz)	Read Level (dBµV)	Antenna Factor (dB/m)	PRM Factor dB	Cable Loss dB	Result Level (dBµV/m)	Limit Line (dBµV/m)	Over Limit (dB)	Detector	Polarization
1	2382.20	51.58	27.88	43.13	4.79	41.12	74.00	-32.88	Peak	HORIZONTAL
2	2390.00	48.67	27.89	43.14	4.80	38.22	74.00	-35.78	Peak	HORIZONTAL

Note: 1. Result Level = Read Level + Antenna Factor + Cable loss - PRM Factor.
2. If Peak Result complies with AV limit, AV Result is deemed to comply with AV limit.
3. Test setup: RBW: 1 MHz, VBW: 3 MHz, Sweep time: auto.

TR-4-E-009 Radiated Emission Test Result

Test Site	: DDT 3m Chamber 2#	D:\2021 RE2# Report Data\Q21041308-2E HY101\FCC ABOVE 1G.EM6	
Test Date	: 2021-05-18	**Tested By**	: Bairong
EUT	: Game speakers	**Model Number**	: HY101
Power Supply	: Battery	**Test Mode**	: Tx mode
Condition	: Temp:24.5°C,Humi:55%,Press:100.1kPa	**Antenna/Distance**	: 2020 BBHA9120D/3m/VERTICAL
Memo	: 3DH5 2402		

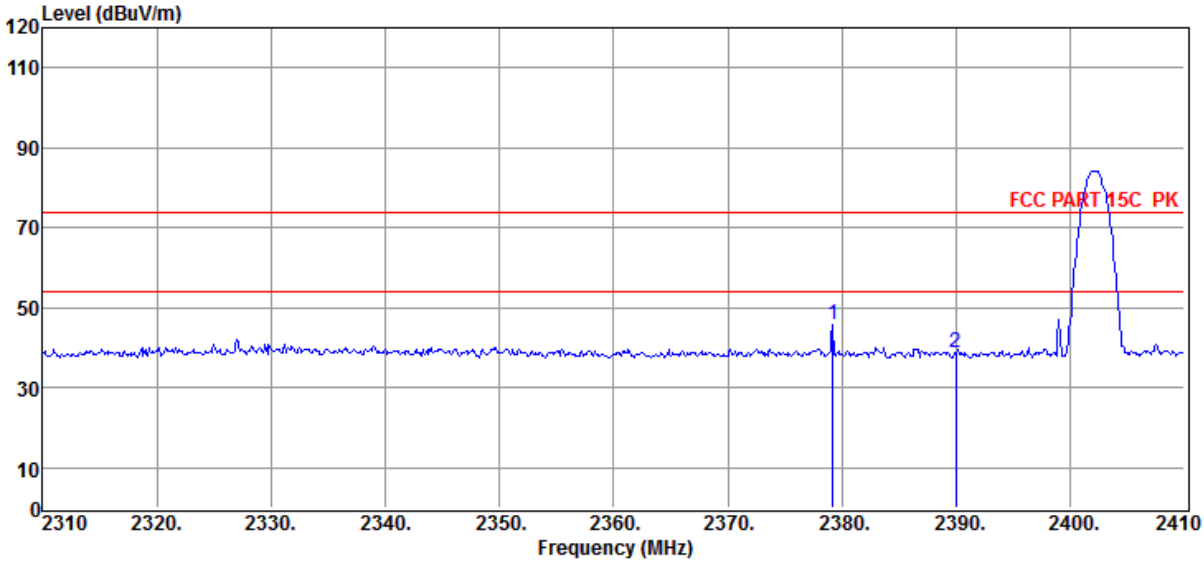

Item (Mark)	Freq. (MHz)	Read Level (dBµV)	Antenna Factor (dB/m)	PRM Factor dB	Cable Loss dB	Result Level (dBµV/m)	Limit Line (dBµV/m)	Over Limit (dB)	Detector	Polarization
1	2379.20	56.16	27.88	43.13	4.79	45.70	74.00	-28.30	Peak	VERTICAL
2	2390.00	49.08	27.89	43.14	4.80	38.63	74.00	-35.37	Peak	VERTICAL

Note: 1. Result Level = Read Level + Antenna Factor + Cable loss - PRM Factor.
2. If Peak Result complies with AV limit, AV Result is deemed to comply with AV limit.
3. Test setup: RBW: 1 MHz, VBW: 3 MHz, Sweep time: auto.

TR-4-E-009 Radiated Emission Test Result

Test Site	: DDT 3m Chamber 2#	D:\2021 RE2# Report Data\Q21041308-2E HY101\FCC ABOVE 1G.EM6	
Test Date	: 2021-05-18	**Tested By**	: Bairong
EUT	: Game speakers	**Model Number**	: HY101
Power Supply	: Battery	**Test Mode**	: Tx mode
Condition	: Temp:24.5°C,Humi:55%,Press:100.1kPa	**Antenna/Distance**	: 2020 BBHA9120D/3m/HORIZONTAL
Memo	: 3DH5 2480		

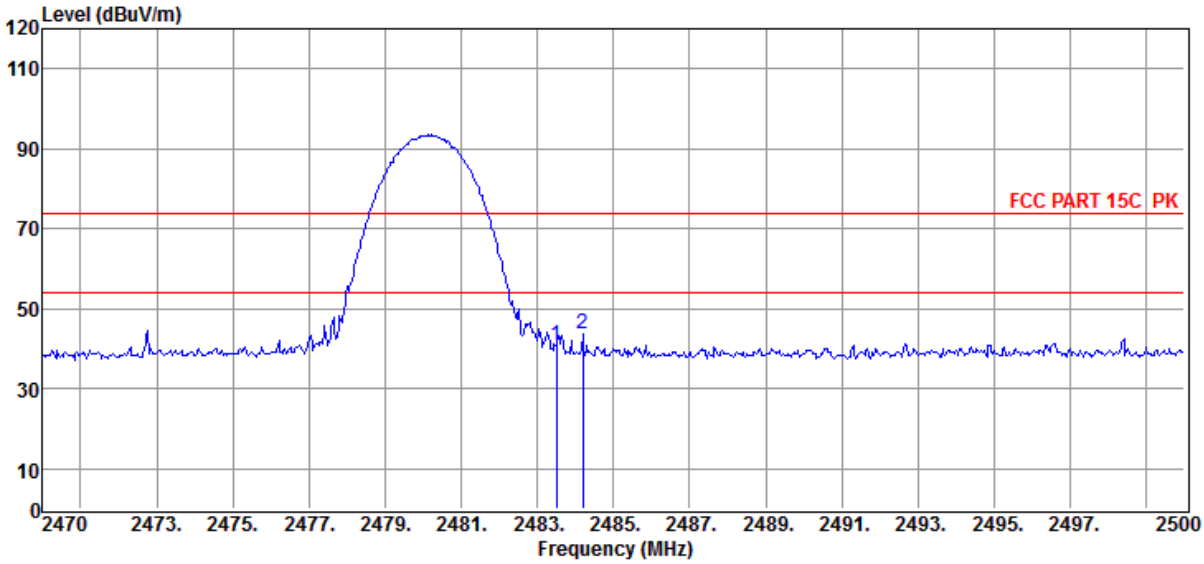

Item (Mark)	Freq. (MHz)	Read Level (dBµV)	Antenna Factor (dB/m)	PRM Factor dB	Cable Loss dB	Result Level (dBµV/m)	Limit Line (dBµV/m)	Over Limit (dB)	Detector	Polarization
1	2483.50	51.20	27.98	43.23	4.90	40.85	74.00	-33.15	Peak	HORIZONTAL
2	2484.19	53.90	27.98	43.23	4.90	43.55	74.00	-30.45	Peak	HORIZONTAL

Note: 1. Result Level = Read Level + Antenna Factor + Cable loss - PRM Factor.
2. If Peak Result complies with AV limit, AV Result is deemed to comply with AV limit.
3. Test setup: RBW: 1 MHz, VBW: 3 MHz, Sweep time: auto.

TR-4-E-009 Radiated Emission Test Result

Test Site	: DDT 3m Chamber 2#	D:\2021 RE2# Report Data\Q21041308-2E HY101\FCC ABOVE 1G.EM6	
Test Date	: 2021-05-18	**Tested By**	: Bairong
EUT	: Game speakers	**Model Number**	: HY101
Power Supply	: Battery	**Test Mode**	: Tx mode
Condition	: Temp:24.5°C,Humi:55%,Press:100.1kPa	**Antenna/Distance**	: 2020 BBHA9120D/3m/VERTICAL
Memo	: 3DH5 2480		

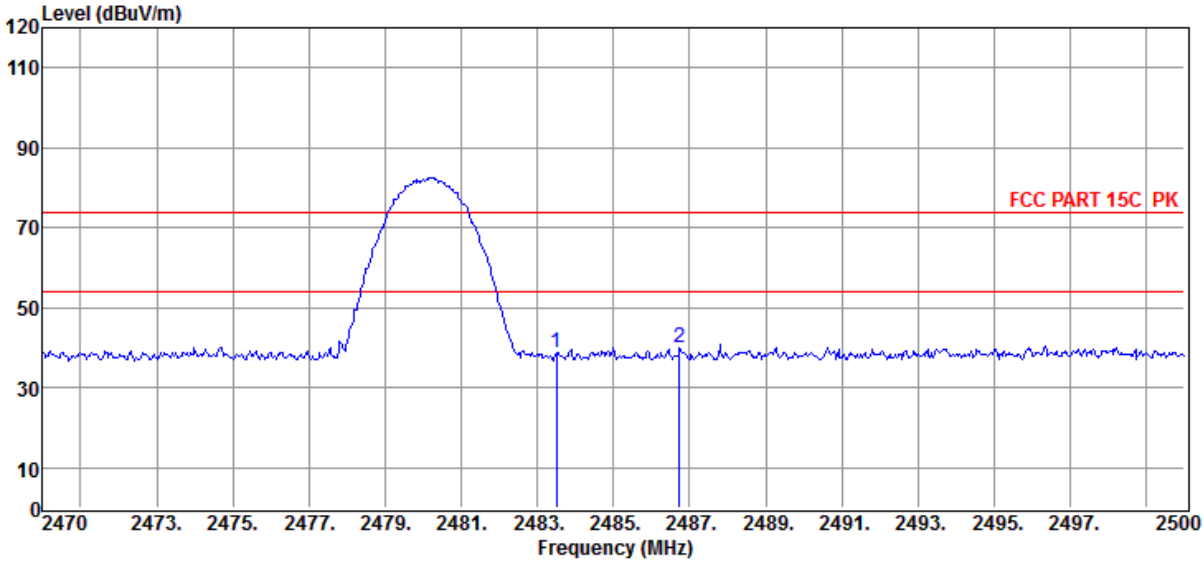

Item (Mark)	Freq. (MHz)	Read Level (dBµV)	Antenna Factor (dB/m)	PRM Factor dB	Cable Loss dB	Result Level (dBµV/m)	Limit Line (dBµV/m)	Over Limit (dB)	Detector	Polarization
1	2483.50	48.96	27.98	43.23	4.90	38.61	74.00	-35.39	Peak	VERTICAL
2	2486.74	50.34	27.99	43.24	4.91	40.00	74.00	-34.00	Peak	VERTICAL

Note: 1. Result Level = Read Level + Antenna Factor + Cable loss - PRM Factor.
2. If Peak Result complies with AV limit, AV Result is deemed to comply with AV limit.
3. Test setup: RBW: 1 MHz, VBW: 3 MHz, Sweep time: auto.

13. Power Line Conducted Emission

13.1. Block diagram of test setup

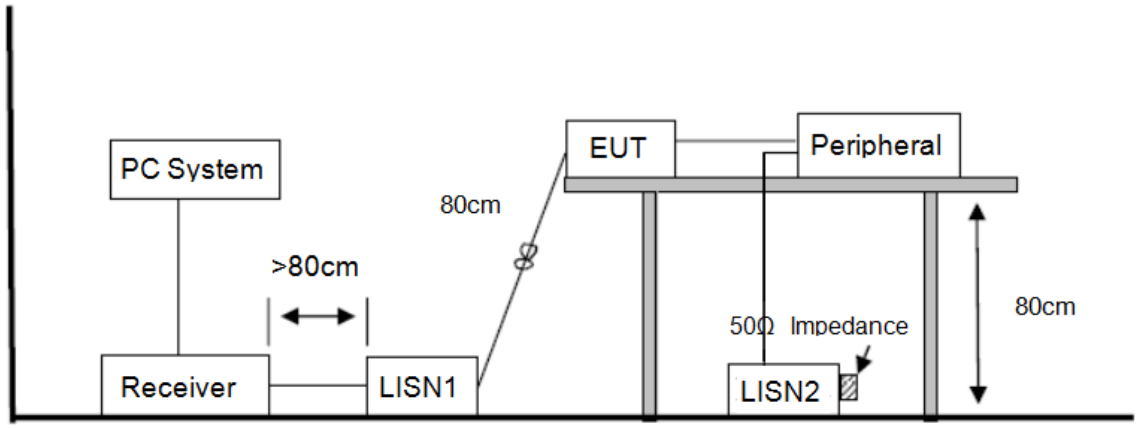

13.2. Power line conducted emission limits

Frequency	Quasi-Peak Level dB(μV)	Average Level dB(μV)
150 kHz ~ 500 kHz	66 ~ 56*	56 ~ 46*
500 kHz ~ 5 MHz	56	46
5 MHz ~ 30 MHz	60	50

Note 1: * Decreasing linearly with logarithm of frequency.

Note 2: The lower limit shall apply at the transition frequencies.

13.3. Test procedure

The EUT and Support equipment, if needed, were put placed on a non-metallic table, 80cm above the ground plane.

Configuration EUT to simulate typical usage as described in clause 2.4 and test equipment as described in clause 10.2 of this report.

All I/O cables were positioned to simulate typical actual usage as per ANSI C63.10.

All support equipment power received from a second LISN.

Emissions were measured on each current carrying line of the EUT using an EMI Test Receiver connected to the LISN powering the EUT.

The Receiver scanned from 150 kHz to 30 MHz for emissions in each of the test modes.

During the above scans, the emissions were maximized by cable manipulation.

The test mode(s) described in clause 2.4 were scanned during the preliminary test.

After the preliminary scan, we found the test mode producing the highest emission level.

The EUT configuration and worse cable configuration of the above highest emission levels were recorded for reference of the final test.

EUT and support equipment were set up on the test bench as per the configuration with highest

emission level in the preliminary test.

A scan was taken on both power lines, Neutral and Line, recording at least the six highest emissions.

Emission frequency and amplitude were recorded into a computer in which correction factors were used to calculate the emission level and compare reading to the applicable limit.

The test data of the worst-case condition(s) was recorded.

The bandwidth of test receiver is set at 9 kHz.

13.4. Test result

Pass. (See below detailed test result)

Note1: All emissions not reported below are too low against the prescribed limits.
Note2: "-----" means Peak detection; "-----" means Average detection.
Note3: Pre-test AC conducted emission at both voltage AC 120V/60Hz and AC 240V/50Hz, recorded worse case.

TR-4-E-010 Conducted Emission Test Result

Test Site	: DDT 5# Shield Room	D:\2021 report data\Q21041308-2E\CE.EM6	
Test Date	: 2021-04-20	**Tested By**	: Vic Xie
EUT	: Game speakers	**Model Number**	: HY101
Power Supply	: AC 120V/60Hz	**Test Mode**	: TX
Condition	: Temp:24.5°C,Humi:55.5%,Press:101.4kPa	**LISN**	: 2020 ENV 216 2#/NEUTRAL
Memo	:		

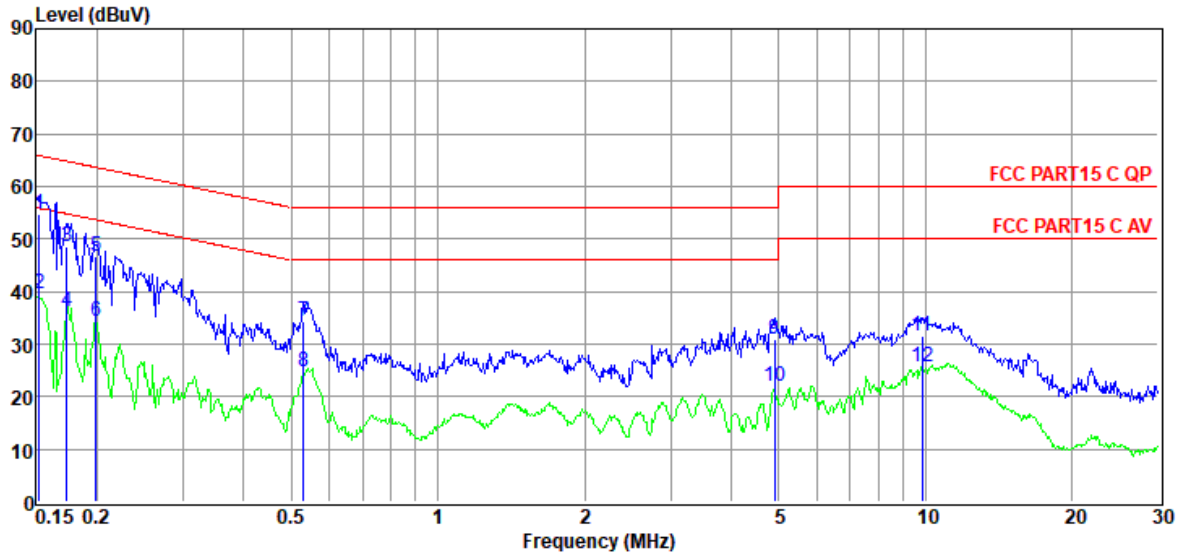

Item (Mark)	Freq. (MHz)	Read Level (dBµV)	LISN Factor (dB)	Cable Loss (dB)	Pulse Limiter Factor (dB)	Result Level (dBµV)	Limit Line (dBµV)	Over Limit (dB)	Detector	Phase
1	0.15	35.18	9.38	0.02	10.01	54.59	65.87	-11.28	QP	NEUTRAL
2	0.15	20.12	9.38	0.02	10.01	39.53	65.87	-26.34	Average	NEUTRAL
3	0.17	29.16	9.38	0.02	10.01	48.57	64.81	-16.24	QP	NEUTRAL
4	0.17	16.89	9.38	0.02	10.01	36.30	64.81	-28.51	Average	NEUTRAL
5	0.20	27.18	9.39	0.02	10.01	46.60	63.67	-17.07	QP	NEUTRAL
6	0.20	14.83	9.39	0.02	10.01	34.25	63.67	-29.42	Average	NEUTRAL
7	0.53	14.76	9.40	0.02	10.01	34.19	56.00	-21.81	QP	NEUTRAL
8	0.53	5.33	9.40	0.02	10.01	24.76	56.00	-31.24	Average	NEUTRAL
9	4.90	11.49	9.47	0.08	10.01	31.05	56.00	-24.95	QP	NEUTRAL
10	4.90	2.26	9.47	0.08	10.01	21.82	56.00	-34.18	Average	NEUTRAL
11	9.86	11.78	9.67	0.11	10.01	31.57	60.00	-28.43	QP	NEUTRAL
12	9.86	5.87	9.67	0.11	10.01	25.66	60.00	-34.34	Average	NEUTRAL

Note: 1. Result Level = Read Level +LISN Factor + Pulse Limiter Factor + Cable loss.
2. If QP Result complies with AV limit, AV Result is deemed to comply with AV limit.
3. Test setup: RBW: 200 Hz (9 kHz—150 kHz), 9 kHz (150 kHz—30 MHz).
4. Step size: 80Hz (0.009MHz-0.15MHz), 4 kHz (0.15MHz-30MHz), Scan time: auto.

TR-4-E-010 Conducted Emission Test Result

Test Site	: DDT 5# Shield Room	D:\2021 report data\Q21041308-2E\CE.EM6	
Test Date	: 2021-04-20	**Tested By**	: Vic Xie
EUT	: Game speakers	**Model Number**	: HY101
Power Supply	: AC 120V/60Hz	**Test Mode**	: TX
Condition	: Temp:24.5°C,Humi:55.5%,Press:101.4kPa	**LISN**	: 2020 ENV 216 2#/LINE
Memo	:		

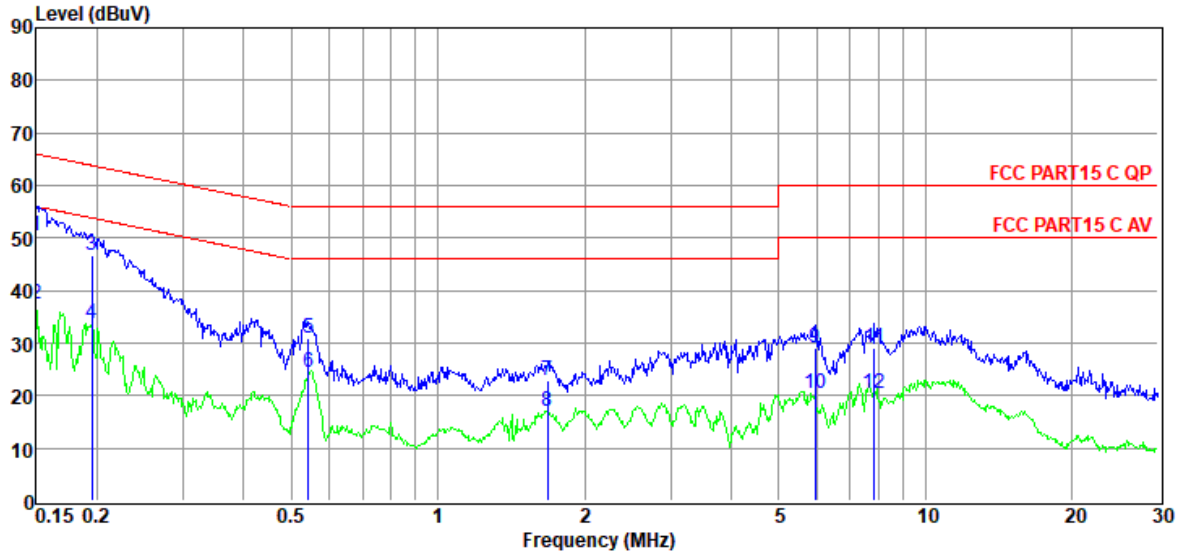

Item (Mark)	Freq. (MHz)	Read Level (dBµV)	LISN Factor (dB)	Cable Loss (dB)	Pulse Limiter Factor (dB)	Result Level (dBµV)	Limit Line (dBµV)	Over Limit (dB)	Detector	Phase
1	0.15	30.99	9.41	0.02	10.01	50.43	66.00	-15.57	QP	LINE
2	0.15	18.02	9.41	0.02	10.01	37.46	56.00	-18.54	Average	LINE
3	0.20	27.32	9.42	0.02	10.01	46.77	63.80	-17.03	QP	LINE
4	0.20	14.16	9.42	0.02	10.01	33.61	53.80	-20.19	Average	LINE
5	0.54	11.40	9.45	0.02	10.01	30.88	56.00	-25.12	QP	LINE
6	0.54	4.97	9.45	0.02	10.01	24.45	46.00	-21.55	Average	LINE
7	1.68	3.50	9.43	0.04	10.01	22.98	56.00	-33.02	QP	LINE
8	1.68	-2.57	9.43	0.04	10.01	16.91	46.00	-29.09	Average	LINE
9	5.93	9.54	9.52	0.09	10.01	29.16	60.00	-30.84	QP	LINE
10	5.93	0.73	9.52	0.09	10.01	20.35	50.00	-29.65	Average	LINE
11	7.85	9.44	9.59	0.10	10.01	29.14	60.00	-30.86	QP	LINE
12	7.85	0.66	9.59	0.10	10.01	20.36	50.00	-29.64	Average	LINE

Note: 1. Result Level = Read Level +LISN Factor + Pulse Limiter Factor + Cable loss.
2. If QP Result complies with AV limit, AV Result is deemed to comply with AV limit.
3. Test setup: RBW: 200 Hz (9 kHz—150 kHz), 9 kHz (150 kHz—30 MHz).
4. Step size: 80Hz (0.009MHz-0.15MHz), 4 kHz (0.15MHz-30MHz), Scan time: auto.

14. Antenna Requirements

14.1. Limit

For intentional device, according to FCC 47 CFR Section 15.203, an intentional radiator shall be designed to ensure that no antenna other than that furnished by the responsible party shall be used with the device. And according to FCC 47 CFR Section 15.247 (b), if transmitting antennas of directional gain greater than 6 dBi are used, the power shall be reduced by the amount in dB that the directional gain of the antenna exceeds 6 dBi.

14.2. Result

The antenna used for this product is PCB antenna and that no antenna other than that furnished by the responsible party shall be used with the device, the maximum peak gain is 2dBi.

15. Test Setup Photograph





16. Photos of the EUT












BT ANT.


cm 1 hen 2 jiu 3 wan 4 feng 5 6 7 8 9




P/N:A01-2H10110-L0R
MODEL:HY-101 LED2右
20210301
TP1
TP3
TP6
TP5
TP8
TP4
TP2
TP9
CN4
P/N:A01-2H10110-L0L
MODEL:HY-101 LED1左
20210301
CN4






cm 1 hen 2 jiu 3 wan 4 feng 5 6 7


锂离子电池
型号:18650 容量:4000mAh 14.8Wh
标称电压:3.7V 充电限制电压:4.2V
注意:禁止拆卸、撞击、挤压或者放入火中,
若出现严重鼓胀,请勿继续使用。
请勿置于高温环境中,电池浸水后严禁使用!
制造商:深圳市宇航浩业科技有限公司
中国制造


MADE IN JAPAN



END OF REPORT